



2017 SEC TOURNAMENT NOTES

Tray Littlefield
Assistant Sports Communications Director
1 Selig Circle, Athens, GA 30602
Phone: (205) 504-4566 | Email: trayl@sports.uga.edu



@UGA_WBB



@UGA_WBB



Georgia Women's Basketball

#RunAsOne

TODAY'S MATCHUP - MARCH 2, 2017
 BON SECOURS WELLNESS ARENA // 12 P.M. ET

#8 SEED GEORGIA

#9 SEED AUBURN

15-14, 7-9 SEC
NR
 Joni Taylor
36-24 (2nd yr.)
36-24 (2nd yr.)
GeorgiaDogs.com
16-17 Record
Ranking
 Head Coach Terri Williams-Flourmoy
Record at School 88-74 (5th yr.)
Career Record 231-178 (13th yr.)
Website AuburnTigers.com
17-13, 7-9 SEC
NR

TV INFORMATION

Network: SEC Network

Play-By-Play: Courtney Lyle

Analyst: Tamika Catchings

Sideline: Steffi Sorensen



RADIO INFORMATION

Network: Georgia Bulldog Sports Network (IMG)

Play-By-Play: Jeff Dantzier

Athens Affiliate: WRFC-AM 960

INSIDE THE SERIES

Overall: Georgia leads, 28-18

In Athens: Georgia leads, 17-5

In Auburn: Tied, 10-10

Neutral Sites: Auburn leads, 3-1

Current Streak: Split last 10 games, 5-5

Last Meeting: Georgia 57, Auburn 51 (2/12/17)

SEC Tournament: Auburn leads, 3-2



#TWEETABLE

@UGA_WBB's Caliya Robinson has tripled her scoring in the last eight SEC games compared to the first eight (5.8 ppg to 16.5 ppg).

@UGA_WBB defeated Tennessee for the first time since 2010 - a string of 10-straight games.

@UGA_WBB's Caliya Robinson is one of only two players in the SEC to win ESPNW National Player of the Week this season.

@UGA_WBB's top three scorers are all from the state of Georgia.

@UGA_WBB's Pachis Roberts scored in double figures 12 times before this season. This year, she has scored in double figures 23 times.

OPENING TIP

» Georgia enters the SEC Tournament having won five of its final eight conference games to earn the No. 8 seed.

» The Lady Bulldogs finished eighth in the SEC standings after being picked 12th by league coaches and 10th by media in this year's preseason poll.

» A big reason for Georgia's turnaround from a 2-6 start to a 5-3 finish in SEC play, has been the play of All-SEC second team member Pachis Roberts and SEC All-Defensive Team honoree Caliya Robinson. **Roberts has scored in double figures in 14 of 16 SEC contests (23 of 29 games overall) while Robinson leads the SEC in blocked shots per game (2.4) and is averaging 16.5 ppg in the last eight contests.**

» Georgia is tied with Auburn for the third-most SEC Tournament titles with four (1983, 1984, 1986 and 2001). The Lady Bulldogs are 4-2 all time as the No. 8 seed, finishing as runner-up in 1993 as the eighth-seeded team.

» This is the second time this season Georgia and Auburn have faced each other. The Lady Bulldogs took the first meeting, 57-51, at Auburn thanks to 13 points from Caliya Robinson and 12 from Mackenzie Engram.

» Georgia and Auburn have split the last 10 meetings, 5-5, with the Lady Bulldogs owning a 28-18 series advantage. Georgia is 2-3 all time against the Tigers in SEC Tourney.

2016-17
GEORGIA SCHEDULE/RESULTS
 OVERALL: 15-14 » SEC: 7-9
 HOME: 11-5 » ROAD: 3-8 » NEUTRAL: 1-1

NOVEMBER

Nov. 11	SC State (SECN+)	W, 64-50
Nov. 13	Mercer (SECN+)	W, 72-64
Nov. 16	BYU (SECN+)	W, 81-51
Nov. 20	at Georgia Tech (ACCN)	L, 52-45
Nov. 24	1-Minnesota	W, 70-58
Nov. 26	1-USF	L, 81-65
Nov. 29	Kennesaw State (SECN+)	W, 82-40

DECEMBER

Dec. 3	2-at Oklahoma State	L, 71-51
Dec. 5	Furman (SECN+)	W, 67-62
Dec. 15	at Cincinnati	W, 51-48
Dec. 19	Virginia (SECN)	L, 66-43
Dec. 22	Samford (SECN+)	L, 65-59
Dec. 28	Western Carolina (SECN+)	W, 78-43

JANUARY

Jan. 1	at Missouri* (SECN)	L, 63-45
Jan. 5	Texas A&M* (SECN+)	W, 69-59
Jan. 8	Vanderbilt* (SECN)	W, 70-68
Jan. 12	at #5 South Carolina* (SECN)	L, 66-63
Jan. 15	at Kentucky* (SECN)	L, 82-61
Jan. 22	Florida* (SECN)	L, 76-68
Jan. 26	#5 South Carolina* (SECN)	L, 62-44
Jan. 29	at Ole Miss* (SECN+)	L, 69-62

FEBRUARY

Feb. 2	at Arkansas* (SECN+)	W, 69-66
Feb. 5	Tennessee* (ESPN2) (2OT)	W, 81-78
Feb. 9	Kentucky* (SECN+)	L, 66-56
Feb. 12	at Auburn* (SECN+)	W, 57-51
Feb. 16	at #3 Miss. State* (SECN+)	L, 58-49
Feb. 19	LSU* (SECN+) (OT)	W, 70-65
Feb. 23	Alabama* (SECN+) (OT)	W, 71-65
Feb. 26	at Florida* (ESPNU)	L, 65-58

MARCH

Mar. 2 SEC Tournament vs. Auburn Noon ET

Home games in **BOLD**

* denotes SEC game

1 - Junkanoo Jam (Bimini, Bahamas)

2 - SEC/Big 12 Challenge

All times Eastern and subject to change

GEORGIA'S LAST GAME STARTERS

#12 HALEY CLARK JR // G	#1 SHANEA ARMBRISTER SR // G	#3 STEPHANIE PAUL FR // G	#11 PACHIS ROBERTS SR // G/F	#33 MACKENZIE ENGRAM JR // F
MIN: 32.5	MIN: 28.0	MIN: 15.2	MIN: 36.4	MIN: 29.3
PPG: 4.2	PPG: 6.8	PPG: 4.0	PPG: 14.5	PPG: 11.5
FG%: 32.8%	FG%: 37.2%	FG%: 36.9%	FG%: 44.5%	FG%: 42.1%
3FG%: 33.3%	3FG%: 25.3%	3FG%: 21.4%	3FG%: 27.3%	3FG%: 28.8%
TOTAL AST: 117	TOTAL AST: 62	TOTAL AST: 21	TOTAL AST: 88	TOTAL BLK: 17



QUICK FACTS

Location	Athens, Ga.
Founded	1785
Enrollment	36,130
Nickname	Bulldogs
School colors	Red and Black
Facility Name	Stegeman Coliseum
All-Time Record at Stegeman	456-99
Capacity	10,523
Affiliation	NCAA D-I
Conference	SEC
President	Jere W. Morehead (Georgia, '80)
J. Reid Parker Director of Athletics	Greg McGarity (Georgia, '76)
Deputy Director of Athletics	Dr. Carla Williams (Georgia, '89)

HISTORY

First Year of Sport	1973
All-Time Record	936-407 (.697)
NCAATournament Appearances	32 (second-most all time)



Front (L to R): Caliya Robinson, Kortney Eisenman, Bianca Blanaru, Halle Washington, Mackenzie Engram
Back (L to R): Taja Cole, Simone Costa, Stephanie Paul, Shanea Armbrister, Pachis Roberts, Haley Clark

NUMERICAL ROSTER

No.	Name	Pos.	Ht.	Cl./Exp.	Hometown/Previous School
* 0	Taja Cole	G	5-7	So.-TR	Richmond, Va. / Louisville
1	Shanea Armbrister	G	6-2	Sr.-JC	Nassau, Bahamas / Darton (Ga.) College
3	Stephanie Paul	G/F	5-11	Fr.-HS	Naples, Fla. / Community School of Naples
4	Caliya Robinson	F	6-3	So.-1L	Marietta, Ga. / McEachern HS
11	Pachis Roberts	G/F	5-11	Sr.-2L	Powder Springs, Ga. / Syracuse
12	Haley Clark	G	5-9	Jr.-2L	Orlando, Fla. / Edgewater HS
23	Halle Washington	F	6-2	Sr.-3L	Bossier City, La. / Parkway HS
24	Simone Costa	G	5-10	Jr.-TR/JC	Lisbon, Portugal / Independence (Kan.) CC
25	Ari Henderson	G	5-7	Fr.-HS	Chamblee, Ga./Chamblee High School
^30	Kortney Eisenman	F	6-3	Fr.-HS	Columbus, Ohio / Upper Arlington HS
33	Mackenzie Engram	F	6-2	Jr.-2L	Powder Springs, Ga. / Hillgrove HS
* 51	Bianca Blanaru	F	6-5	Jr.-TR	Timisoara, Romania / Washington State

^ medically disqualified due to a heart condition (an enlarged heart) that was discovered before the season

* will sit out this season due to NCAA transfer rules

ALPHABETICAL ROSTER

No.	Name	Pos.	Ht.	Cl./Exp.	Hometown/Previous School
1	Shanea Armbrister	G	6-2	Sr.-JC	Nassau, Bahamas / Darton (Ga.) College
* 51	Bianca Blanaru	F	6-5	Jr.-TR	Timisoara, Romania / Washington State
12	Haley Clark	G	5-9	Jr.-2L	Orlando, Fla. / Edgewater HS
24	Simone Costa	G	5-10	Jr.-TR/JC	Lisbon, Portugal / Independence (Kan.) CC
* 0	Taja Cole	G	5-7	So.-TR	Richmond, Va. / Louisville
^30	Kortney Eisenman	F	6-3	Fr.-HS	Columbus, Ohio / Upper Arlington HS
33	Mackenzie Engram	F	6-2	Jr.-2L	Powder Springs, Ga. / Hillgrove HS
25	Ari Henderson	G	5-7	Fr.-HS	Chamblee, Ga./Chamblee High School
3	Stephanie Paul	G/F	5-11	Fr.-HS	Naples, Fla. / Community School of Naples
11	Pachis Roberts	G/F	5-11	Sr.-2L	Powder Springs, Ga. / Syracuse
4	Caliya Robinson	F	6-3	So.-1L	Marietta, Ga. / McEachern HS
23	Halle Washington	F	6-2	Sr.-3L	Bossier City, La. / Parkway HS

^ medically disqualified due to a heart condition (an enlarged heart) that was discovered before the season

* will sit out this season due to NCAA transfer rules

COACHING STAFF

Head Coach:

Joni Taylor (Alabama '02, second season at UGA as head coach)

Associate Head Coach:

Karen Lange (Iowa '96, second season at UGA and 20th overall)

Assistant Coaches:

Robert Mosley (Miles '99, fifth season at UGA and seventh overall)

Chelsea Newton (Rutgers '05, second season at UGA and eighth overall)

PRONUNCIATION GUIDE

SHANEA (Shuh-nay) ARMBRISTER (Arm-briss-ter)

Bianca BLANARU (Blan-ah-roo)

TAJA (Tah-juh) Cole

Simone COSTA (like 'cost'-uh)

PACHIS (Patches) Roberts

CALIYA (Cuh-lie-uh) Robinson

HALLE (Haley) Washington

ARI (Are-ee) Henderson



**Season Stats (2016-17)**

PPG	RPG	Assists	FG%	3FG%	FT%
6.8	4.6	62	37.2%	25.3%	69.4%

Career Highs

Points	18	Vanderbilt	1/8/17
Rebounds	12	Alabama	2/23/17
Assists	8	Mercer	11/13/16

#1

SHANEA ARMBRISTER

Highlights

- » Has started 12-straight games
- » Had a career-high 12 rebound performance vs. Alabama (2/23)
- » Scored in double figures in back-to-back games for the first time in her career vs. Arkansas and Tennessee (14 vs. Ark., 11 vs. Tenn.)
- » Played just 7.5 minutes per game last year -- has upped that to 28.0 per game this season
- » First 16 career starts and all four career double-figure scoring games have come this season

**Season Stats (2016-17)**

PPG	RPG	Assists	FG%	3FG%	FT%
4.0	2.2	21	36.9%	21.4%	69.0%

Career Highs

Points	12	Vanderbilt	1/8/17
Rebounds	7	Vanderbilt	1/8/17
Assists	3	W. Carolina	12/28/16

#3

STEPHANIE PAUL

Highlights

- » Has started eight-straight games; Georgia is 5-3 during those contests
- » Scored in double figures for the third time this season with 10 pts. vs. Ala.
- » Playing well against conference teams, upping her ppg total from 2.2 during non-conference action to 5.5 in SEC action
- » Hit shot at the buzzer to defeat Vandy (1/8); had career highs in points (12) and rebounds (7) with eight points in the third quarter vs. the Commodores

**Season Stats (2016-17)**

PPG	RPG	Blocks	FG%	3FG%	FT%
13.8	6.9	65	49.4%	28.2%	54.4%

Career Highs

Points	30	vs. Minnesota	11/24/16
Rebounds	12	vs. Kentucky	2/9/17
Blocks	7	2x last at Arkansas	2/2/17

#4

CALIYA ROBINSON

Highlights

- » Nearly tripled her ppg in the last eight SEC games compared to first eight (5.8 ppg to 16.5 ppg)
- » ESPNW National Player of the Week and SEC Player of the Week on Feb. 6 for performances against Arkansas and Tennessee
- » First in the SEC in blocked shots per game (65 total and 2.5 per game)
- » Scored 28 pts. vs. Tennessee - 21 of those coming after the first half
- » One of four Lady Vols to record three career 20 pt, 11 reb. games since 2000, joining Christi Thomas, Tasha Humphrey and Kara Braxton
- » 2016 SEC All-Freshman Team selection

**Season Stats (2016-17)**

PPG	RPG	Assists	FG%	3FG%	FT%
14.5	6.9	88	44.5%	27.3%	79.7%

Career Highs

Points	29	W. Carolina	12/28/16
Rebounds	14	Kenn. State	11/29/16
Assists	6	3x, last vs. Ken. St.	11/29/16

#11

PACHIS ROBERTS

Highlights

- » Georgia's leading scorer (14.5) and leading rebounder (6.9)
- » Had a 28-point game vs. LSU - 26 of those came in the 2nd half
- » Averaged just 5.0 ppg in her first three seasons - has upped that by nearly 10 points this season
- » Scored in double figures in 23 of 29 games - 14 of 15 SEC games
- » All five career double-doubles have come this season
- » Third in the SEC in minutes played with 36.4 mpg; 40 minutes eight times

**Season Stats (2016-17)**

PPG	RPG	Assists	FG%	3FG%	FT%
4.2	3.2	119	32.8%	33.3%	62.9%

Career Highs

Points	9	3X, last vs. Mercer	11/13/16
Rebounds	8	2X, last vs. Florida	1/22/17
Assists	9	at Arkansas	2/2/17

#12

HALEY CLARK

Highlights

- » Fifth in the SEC in assists with 4.0 per game
- » Dished out five or more assists in 12 games this season
- » Had a career-high nine assists in team's outing at Arkansas (2/2)
- » Has started all 29 games this season after only starting four the previous two years
- » Finance major who placed on the SEC Academic Honor Roll last season

**Season Stats (2016-17)**

PPG	RPG	Blocks	FG%	3FG%	FT%
4.2	2.7	16	41.7%	0%	56.8%

Career Highs

Points	17	at Florida	1/14/16
Rebounds	10	SC State	11/11/16
Blocks	3	3X, last vs. Ole Miss	2/9/14

#23

HALLE WASHINGTON

Highlights

- » Hit two key free-throws with just over four minutes remaining against Auburn; that pair of free-throws put Georgia up by three -- 50-47
- » Started the first 11 games but has been coming off the bench as of late
- » Saw her streak of 20-straight regular season starts come to an end vs. Samford (12/22)
- » Finished one point from her career high with 16 pts. vs. BYU

**Season Stats (2016-17)**

PPG	RPG	Assists	FG%	3FG%	FT%
4.6	1.7	45	30.5%	27.4%	74.0%

Career Highs

Points	14	W. Carolina	12/28/16
Rebounds	6	at Auburn	2/12/17
Assists	6	BYU	11/16/16

#24

SIMONE COSTA

Highlights

- » Big role in UGA's win at Auburn -- came off the bench early after Haley Clark picked up two quick fouls
- » Had her best game of the year with 13 points vs. Texas A&M (1/8); hit a 3-point-er on UGA's first possession of the fourth quarter to put Georgia up by 10
- » Had started 10-straight games before Shanea Armbrister took her place against Kentucky
- » Plays at the No 2 spot, but shares time with Haley Clark at point guard
- » A native of Lisbon, Portugal

**Season Stats (2016-17)**

PPG	RPG	Assists	FG%	3FG%	FT%
1.0	0.2	0	33.3	0	75%

Career Highs

Points	3	vs. Kenn. State	11/29/16
Rebounds	1	vs. BYU	11/16/16
Assists	NA		

#25

ARI HENDERSON

Highlights

- » Walk-on who joined the team in October
- » Hit first field goal of her career in the fourth quarter against W. Carolina
- » Came in the game late and hit 3-for-4 from the FT line against Kennesaw State

**Season Stats (2016-17)**

PPG	RPG	Blocks	FG%	3FG%	FT%
11.5	6.0	17	42.1%	28.8%	70.1%

Career Highs

Points	23	vs. Kenn. State	11/29/16
Rebounds	13	vs. Tennessee	2/5/17
Blocks	4	vs. Miss. State	1/2/15


#33

MACKENZIE INGRAM

Highlights

- » 2017 SEC Community Service Team selection
- » Seven double-figure scoring games in last 11 contests
- » Career high 13 rebounds in the win vs. Tennessee (2/5)
- » Scored a career-high 23 pts. on her 21st Birthday vs. Kennesaw State
- » Strong return after missing final 15 games last season due to an illness known as Pericarditis (inflammation of the pericardium, two thin layers of a sac-like tissue that surround the heart)
- » Her brother Evan was an All-America tight end at Ole Miss





The Taylor File

Date of Birth

March 7, 1979

Hometown

Meridian, Miss.

Family

Husband: Darius Taylor

Daughter: Jacie Elise (born Nov. 3)

Education**High School:**

Meridian ('97)

Bachelor's:

Alabama ('02) - Education

Coaching Experience**2015-pres.**

Georgia (Head Coach)

2012-15

Georgia (Associate Head Coach)

2011-12

Georgia (Assistant Coach)

2010-11

LSU (Assistant Coach)

2008-10

Alabama (Associate Head Coach)

2007-08

Louisiana Tech (Associate Head Coach)

2005-07

Louisiana Tech (Assistant Coach)

2002-05

Troy (Assistant Coach)

Postseason Experience

2016 NCAA First Round (Georgia)

2014 NCAA First Round (Georgia)

2013 NCAA Elite Eight (Georgia)

2012 NCAA First Round (Georgia)

2006 NCAA First Round (Louisiana Tech)

2001 WNIT Second Round (Alabama)

2000 WNIT First Round (Alabama)

1999 NCAA Second Round (Alabama)

1998 NCAA Sweet 16 (Alabama)

Playing Experience

1997-01 Alabama

Honors

2016 Maggie Dixon Coach of the Year

2016 Georgia College Coach of the Year

2001 SEC Community Service Team

2000 SEC Community Service Team

1999 SEC Community Service Team

1997 Miss. HS Gatorade Player of the Year

JONI TAYLOR

2016 SPALDING MAGGIE DIXON NATIONAL COACH OF THE YEAR

HIGHLIGHTS

- » NCAA Tournament appearance in first season as head coach
- » Only the 12th head coach in SEC history to win 20 games or more in his or her first season
- » Teams have totaled six wins over top-25 teams in two years
- » Two All-SEC players, an SEC Scholar-Athlete of the Year and an SEC All-Freshman Team selection in her first year
- » 2016 Maggie Dixon National Rookie Coach of the Year and Atlanta Tip-Off Club Georgia College Coach of the Year

On Sunday, April 12, 2015, Joni (Crenshaw) Taylor, a member of the Georgia Basketball Staff for four seasons, including three as associate head coach, was appointed just the second full-time head coach in the program's illustrious history.

In her first season at the helm of the Georgia Lady Basketball program, Taylor led her team back to the NCAA Tournament for the 32nd time in school history, compiling five wins against ranked opponents (most for a Georgia team since 2006-07) on their way to a 21-10 record and 9-7 mark in SEC action. The Lady Bulldogs, who were picked ninth by league coaches in the preseason poll, finished strong in 2015-16, winning seven of their last nine regular season games to earn a No. 6 seed (just one game out of fourth place) in the SEC Tournament.

Georgia's 21-10 final record marked only the 12th time in league history that a first-year head coach won 20 or more games in his or her inaugural season at an SEC school, while her 12-1 start to the year was the third-best start for any SEC head coach in his or her first year with a program.

Taylor was honored for her successful first year as head coach, earning the prestigious WBCA Maggie Nixon NCAA National Rookie Coach of the Year Award, the Atlanta Tipoff Club's Whack Hyder College Coach of the Year Award and the Advocates for Athletic Equity Rookie Coach of the Year honor.

Taylor entered her current position as Georgia's head coach with 13 seasons of coaching experience at the Division I level, including seven within the Southeastern Conference.

Taylor succeeded Andy Landers, the only previous full-time women's basketball coach in the program's history. Landers announced his retirement on Monday, March 16 after 36 seasons. Landers compiled a 862-299 record at Georgia, making him one of only seven college basketball coaches -- women's or men's -- to record 850 wins at a single NCAA Division I school.

Taylor herself was a highly sought after basketball prospect. She was the 1997 Gatorade Player of the Year for Mississippi after leading Meridian High to a 67-7 record during her junior and senior seasons. She also won three state titles in track and field and was selected as the school's Homecoming Queen.

At Alabama, Taylor was a significant contributor to four teams that reached post-season play -- the 1998 and 1999 NCAA Tournaments and the 2000 and 2001 WNITs. She was a two-year starter and scored 716 points, grabbed 555 rebounds and blocked 103 shots, which is No. 4 among the Tide's career leaders.


Taylor also was a standout off the basketball court. She was recognized as one of the most influential African Americans on the Alabama campus in 2001, was named to the SEC's Community Service team for women's basketball in 1999, 2000 and 2001 and was awarded a post-graduate scholarship from the SEC for her community service record. She received her bachelor's degree in Education from Alabama in 2002.

Taylor married her husband, Darius, on August 1, 2015. The couple welcomed their first child, Jacie Elise, on Nov. 3, 2016.



Head coach Joni Taylor has been actively involved in the Athens community, creating the award-winning 'Beyond Basketball' group, which seeks to empower a diverse group of women. The group meets each month and discusses happenings in and around Athens.





GEORGIA IN THE SEC TOURNAMENT

» Georgia is making its 38th appearance in the SEC Tournament and has won the title four times -- 1983, 1984, 1986 and 2001.

» The Lady Bulldogs are 46-33 (.589) all-time in the SEC Tourney.

» Georgia and Auburn have each won four titles. That total is tied for third behind Tennessee (17) and Vanderbilt (6) for most in league history.

» Georgia is looking for its first semifinals appearance since 2013 -- a span of five seasons. The team's last trip to the finals came in 2004, when Georgia fell to Vanderbilt, 62-56.

» The Lady Bulldogs are the No. 8 seed for just the third time in school history, owning a 4-2 mark as the eighth-seeded team. Georgia finished as the runner-up in 1993 as the No. 8 seed.

» This is the first meeting between Georgia and Auburn in an SEC Tournament game since 1997. The Lady Bulldogs are 2-3 all-time against the Tigers in SEC tourney contests.

ALL-TIME RESULTS

1980 • KNOXVILLE, TENN.
 2/7 QF Ole Miss L 70-80

1981 • BATON ROUGE, LA.
 2/26 QF Ole Miss W 75-68
 2/27 SF Alabama L 66-80
 2/28 Con. Kentucky W 73-62

1982 • LEXINGTON, KY.
 2/25 QF #4 Auburn W 66-65
 2/26 SF #1 Tennessee L 44-55
 2/28 Con. #7 LSU W 77-66

1983 • KNOXVILLE, TENN.
No. 3 Seed East SEC CHAMPIONS
 3/3 QF #3W LSU W 79-78
 3/4 SF #1E Tennessee W 71-65
 3/5 F #1W Ole Miss W 72-69

1984 • ATHENS, GA.
No. 1 Seed (East) SEC CHAMPIONS
 3/1 QF #4W Auburn W 102-72
 3/2 SF #2W LSU W 84-77
 3/3 F #3W Alabama W 74-65

1985 • QF-ATHENS/SF-OXFORD
No. 1 Seed (East)
 2/28 QF #5E Vanderbilt W 79-67
 3/3 SF #2W Auburn L 65-80

1986 • ATHENS, GA.
No. 1 Seed SEC CHAMPIONS
 3/1 QF #8 Alabama W 88-71
 3/2 SF #4 Ole Miss W 76-68
 3/3 F #3 LSU W 94-72

1987 • ALBANY, GA.
No. 2 Seed
 3/4 QF #7 Kentucky W 67-64
 3/5 SF #6 Vanderbilt W 54-53
 3/6 F #1 Auburn L 57-81

1988 • ALBANY, GA.
No. 6 Seed
 3/4 QF #3 LSU W 86-84
 3/5 SF #2 Tennessee L 76-82

1989 • ALBANY, GA.
No. 3 Seed
 3/3 QF #6 Ole Miss L 69-78

1990 • ALBANY, GA.
No. 4 Seed
 3/2 QF #5 Vanderbilt W 79-72
 3/3 SF #1 Tennessee L 54-73

1991 • ALBANY, GA.
No. 1 Seed
 3/1 QF #9 Alabama W 78-69
 3/2 SF #4 LSU L 74-83

1992 • ALBANY, GA.
No. 4 Seed
 3/6 QF #5 Vanderbilt W 58-57
 3/7 SF #1 Ole Miss W 71-60
 3/8 F #2 Tennessee L 66-73

1993 • CHATTANOOGA, TENN.
No. 8 Seed
 3/5 1st #9 Arkansas W 84-73
 3/6 QF #1 Tennessee W 73-72
 3/7 SF #5 Alabama W 76-72
 3/8 F #3 Vanderbilt L 64-78

1994 • CHATTANOOGA, TENN.
No. 8 Seed
 3/4 1st #9 Arkansas W 84-62
 3/5 QF #1 Tennessee L 72-86

1995 • CHATTANOOGA, TENN.
No. 3 Seed
 3/4 QF #6 Florida W 88-71
 3/5 SF #2 Vanderbilt L 56-82

1996 • CHATTANOOGA, TENN.
No. 1 Seed
 3/1 QF #8 LSU L 71-73

1997 • CHATTANOOGA, TENN.
No. 1 Seed
 3/1 QF #9 Auburn L 47-75

1998 • COLUMBUS, GA.
No. 5 Seed
 2/26 1st #12 Ole Miss L 73-77

1999 • CHATTANOOGA, TENN.
No. 3 Seed
 2/26 QF #6 Mississippi State W 72-66
 2/27 SF #7 Kentucky W 68-62
 2/28 F #1 Tennessee L 69-85

2000 • CHATTANOOGA, TENN.
No. 1 Seed
 3/3 QF #9 Kentucky W 63-45
 3/4 SF #5 Mississippi State L 61-62

2001 • MEMPHIS, TENN.
No. 3 Seed SEC CHAMPIONS
 3/2 QF #11 Ole Miss W 80-61
 3/3 SF #7 Arkansas W 63-44
 3/4 F #4 Vanderbilt W 62-60

2002 • NASHVILLE, TENN.
No. 9 Seed
 2/28 1st #8 Alabama W 64-60
 3/1 QF #1 Tennessee L 67-81

2003 • NORTH LITTLE ROCK, ARK.
No. 3 Seed
 3/7 QF #5 Vanderbilt L 70-74

2004 • NASHVILLE, TENN.
No. 5 Seed
 3/4 1st #12 South Carolina W 73-42
 3/5 QF #4 Florida W 76-72
 3/6 SF #1 Tennessee W(OT) 68-66
 3/7 F #6 Vanderbilt L 56-62

2005 • GREENVILLE, S.C.
No. 4 Seed
 3/4 QF #5 Ole Miss W 87-65
 3/4 SF #1 LSU L 65-79

2006 • NORTH LITTLE ROCK, ARK.
No. 3 Seed
 3/3 QF #6 Vanderbilt W 69-47
 3/4 SF #2 Tennessee L 79-89

2007 • DULUTH, GA.
No. 2 Seed
 3/2 QF #7 Kentucky W 72-40
 3/3 SF #3 Vanderbilt L 56-81

2008 • NASHVILLE, TENN.
No. 5 Seed
 3/6 1st #12 Alabama W 71-62
 3/7 QF #4 Kentucky L 50-57

2009 • NORTH LITTLE ROCK, ARK.
No. 7 Seed
 3/5 1st #10 Kentucky W 82-64
 3/6 QF #2 Vanderbilt L 61-69

2010 • DULUTH, GA.
No. 6 Seed
 3/4 1st #11 Alabama W 73-66
 3/5 QF #3 Mississippi State L 52-67

2011 • NASHVILLE, TENN.
No. 4 Seed
 3/4 1st #5 South Carolina W 66-34
 3/5 QF #1 Tennessee L 58-82

2012 • NASHVILLE, TENN.
No. 3 Seed
 3/2 QF #6 South Carolina L 55-59

2013 • DULUTH, GA.
No. 3 Seed
 3/8 QF #6 LSU W 71-53
 3/9 SF #2 Kentucky L 38-60

2014 • DULUTH, GA.
No. 9 Seed
 3/6 2nd #8 Vanderbilt W 53-43
 3/7 QF #1 South Carolina L 48-67

2015 • NORTH LITTLE ROCK, ARK.
No. 10 Seed
 3/6 1st #7 Missouri W 75-64
 3/7 QF #2 Tennessee L 41-75

2016 • JACKSONVILLE, FLA.
No. 6 Seed
 3/3 2nd #11 Vanderbilt (OT) L 54-49





TEAM COMPARISON



GEORGIA		AUBURN
62.8	Scoring	63.3
41.4%	FG%	38.0%
26.9%	3FG%	29.0%
37.9	Rebounds	32.4
15.0	Assists	12.3
4.5	Blocks	2.5
7.6	Steals	11.6
62.4	Scoring Def.	60.8
36.9%	FG% Def.	42.0%
29.9%	3FG% Def.	33.4%
+0.4	Reb. Margin	-5.0
-0.6	T/O Margin	+8.4
0.9	Ast-T/O Ratio	0.9

GEORGIA VS. AUBURN
SERIES HISTORY

GEORGIA LEADS, 28-18

Home: 17-5 ♦ Away: 10-10 ♦ Neutral: 1-3

LAST 10 MEETINGS

2/22/09	L	at Auburn	69-65
1/31/10	L	at Auburn	52-67
2/24/11	L	Athens	58-63
1/8/12	W	at Auburn	70-45
2/7/13	W	Athens	61-58
2/23/14	L	at Auburn	59-67
1/11/15	W	at Auburn	57-52
2/22/15	L	Athens	26-44
1/28/16	W	Athens	63-30
2/12/17	W	at Auburn	57-51

Robinson Triples Scoring Numbers

» Georgia finished 5-3 in its last eight SEC games after starting the league schedule with a 2-6 mark. **During that time frame, Caliya Robinson's numbers jumped from just 5.8 ppg in the first eight to 16.5 ppg in the last eight contests.** Robinson has scored in double figures, including three 20-plus point efforts, in seven of the last eight games.

Staying At Home, Making A Difference

» **All three of Georgia's top scorers are from the state of Georgia.** Caliya Robinson (Marietta), Pachis Roberts (Powder Springs) and Mackenzie Engram (Powder Springs) each average in double figures and make up 62 percent of the Lady Bulldogs' scoring.

Georgia Coming Together At The Right Time

» The Lady Bulldogs, who faced a tough early SEC schedule, which included two games against #7 South Carolina within two weeks of each other, came together during the final stretch run of the SEC season. **Georgia went 5-3 in its last eight SEC games, including two-straight on the road with wins at Arkansas and at Auburn. The Lady Bulldogs won three overtime games in the month of February, including victories against then-No. 25 Tennessee, LSU and Alabama.**

ESPNW National Player of The Week ... Caliya's Rare Feat

» **For only the second time in school history a Lady Bulldog has won National Player of the Week honors.** Georgia sophomore Caliya Robinson established herself among some of the top players in the nation with back-to-back 20-point performances -- one coming on the road at Arkansas and the other against Tennessee. The 6-foot-3 sophomore not only averaged 24.5 points and 7.5 rebounds per contest, she also recorded a career-high seven blocks in the win against the Razorbacks. **The only other Lady Bulldog to garner the prestigious honor was Kedra Holland-Corn in 1997.** She won the award after scoring 24 points against No. 12 Virginia and 30 against No.4 Tennessee.

CALIYA ROBINSON

SO. / MARIETTA, GA.



- >> ESPNW NATIONAL PLAYER OF THE WEEK (FEB. 6)
- >> SEC'S BLOCKED SHOTS LEADER
- >> OWNS TOP TWO SINGLE-GAME BLOCKED SHOT PERFORMANCES IN THE SEC
- >> EIGHT GAMES WITH 20-PLUS POINTS
- >> ONE OF FOUR LADY DOGS SINCE 2000 TO HAVE AT LEAST THREE 20 PT., 10 REB. GAMES
- >> AVERAGING 16.5 PPG, IN LAST EIGHT SEC CONTESTS

ALL-DEFENSIVE TEAM



PACHIS ROBERTS

SR. / POWDER SPRINGS, GA.



- >> GEORGIA'S LEADING SCORER AND REBOUNDER
- >> TEAM-BEST 23 DOUBLE-FIGURE SCORING GAMES
- >> RANKS TOP-15 IN SEC IN POINTS, REBOUNDS AND STEALS
- >> AVERAGES THIRD MOST MINUTES PLAYED IN SEC
- >> UPPED HER PPG AVERAGE BY 10 PTS. THIS SEASON
- >> DOUBLE FIGURES IN SCORING IN 14 OF 16 SEC GAMES

ALL-SEC SECOND TEAM





Mackenzie Engram has scored in double figures in seven of the last 11 games.



Georgia is 5-3 since inserting Stephanie Paul into the starting lineup.

Lady Bulldogs' Impressive SEC Wins ... Playing Well Against RPI Top-25

» Georgia recorded wins against Tennessee, Auburn and LSU in the same season for the first time since the 1996-97 campaign. The Lady Bulldogs (second), Lady Vols (first), LSU (third) and Auburn (fourth) rank at the top of the league in the all-time standings. **Georgia also has two wins against teams with a top-25 RPI (Tennessee and Texas A&M), while the squad's six losses to RPI top-25 teams have come by an average margin of just over nine points per game.**

The Lady Bulldogs led #3 Mississippi State for over 31 minutes in Starkville, including a 42-39 lead going into the fourth quarter. Georgia also led #7 South Carolina, 55-53, with just over four minutes remaining and had a chance to tie it with three seconds to go during their meeting in Columbia earlier this year.

Tennessee Win The First Since 2010

» The Georgia vs. Tennessee rivalry is seen by many as the best in SEC women's basketball. The Feb. 5th meeting will go down as one of the most intense between the two programs, with the Lady Bulldogs taking an 81-78 win in double overtime. **The victory marked Georgia's first against the Lady Vols since 2010, breaking a streak of 10-straight losses.**

Close Games No Problem for Lady Bulldogs

» **Georgia boasts a 6-1 record in games decided by five points or less, including an impressive 4-1 mark in SEC play**, with the only loss coming in a 66-63 road defeat at No. 5 South Carolina. Georgia has hosted a pair of thrillers at Stegeman Coliseum, using a buzzer-beater by freshman Stephanie Paul to take down Vanderbilt, before a double-overtime, back-and-forth game against Tennessee on Feb. 5 an overtime win against LSU on Feb. 19 and an overtime battle vs. Alabama on Feb. 23.

Pachis' Production Up In Senior Season

» **Just one glance at the stat sheet and it is easy to see Pachis Roberts' improvement in her senior season. She is averaging 14.5 points per game (16.0 per game in conference play) and has started all 29 contests.** In the previous three years combined, Roberts averaged just 5.0 ppg and started a total of 13 games. Below is a closer look at Roberts' improvement:

	PPG	RPG	Minutes Played	Double-Figure Scoring	Double-Doubles
First 3 seasons	5.0	2.9	15.7	12	0
2016-17 season	14.5	6.9	36.4	23	5

Defensive Numbers Carrying Over

» Georgia led the Southeastern Conference in most major defensive categories last season, pacing the league in field-goal percentage defense, 3-point field-goal percentage defense and scoring defense. Even though the team is mostly different from a season ago with the departure of four senior starters, some of those numbers have carried over. **Georgia has held 20 opponents at or below 40-percent shooting this season, including a season-low 35.9 percent shooting effort from Texas A&M and a 27.8 percent performance from Arkansas. In the Joni Taylor Era, Georgia has held 48 of 60 opponents to the 40-percent clip.**

Robinson Puts Her Name Among Georgia Greats

» **With her 24-point, 11-rebound effort against Samford on Dec. 22, Caliya Robinson became just the fourth Lady Bulldog since 2000 to record three or more 20-point, 10 rebound games in their careers, joining an elite group of former Lady Dogs — Tasha Humphrey, Christi Thomas and Kara Braxton.**

» **Robinson became the first Lady Bulldog since Tasha Humphrey in 2008 to score 30 points in a single game.** Robinson had a career day against Minnesota on Nov. 24, scoring 30 points off a 14-for-27 shooting performance. Humphrey scored 32 points against Florida on Feb. 24, 2008.

Short Bench, Starting Five Shift for The Lady Bulldogs

» Georgia's roster features just eight scholarship players and one walk-on this season. The Lady Bulldogs lost four senior starters off last year's team and lost incoming freshman Kortney Eisenman due to a heart condition before the start of the season. **Georgia has used eight different starting lineup combinations so far with the most recent being Haley Clark, Shanea Armbrister, Stephanie Paul, Pachis Roberts and Mackenie Engram.**



LADY DOGS BY THE NUMBERS

5

Georgia has been to five Final Fours -- 1983, 1985, 1995, 1996, 1999.

7

The Lady Bulldogs have won seven SEC regular season titles - 1983, 1984, 1986, 1991, 1996, 1997, 2000

8

Georgia played eight non-conference teams that made postseason play a year ago.

12

A Georgia player has been named a WBCA All-American 12 times.

25

Georgia has put 25 players in the WNBA, with 21 of those coming since 1999.

30

Head Coach Joni Taylor and her staff have a combined 30 years of experience.

32

The Lady Bulldogs' 32 NCAA appearances rank second nationally.

41

A total of 41 Lady Dogs have gone on to play professionally. Shacobia Barbee is now in Spain and Merritt Hempe is playing in Germany.

70

Georgia has won 70 percent of its games entering the 2016-17 season, a total that stands No. 10 nationally.

86

The Lady Bulldogs have won 86 NCAA Tournament games over the past 37 years.

100

Every single four-year letterwinner over the past 37 years has graduated with her degree from UGA.

Scouting Auburn

» Auburn is one of the top defensive teams in the SEC, leading the the league in turnover margin, while ranking second in steals this season. The Tigers are a press team defensively and are led by Katie Frenking's 16.0 points, 6.4 rebounds and 2.5 steals per game. Auburn is coached by former Georgia assistant coach Terri Williams-Flournoy. Her team has won two-straight heading into the postseason.

Joni Taylor Gives Birth To First Baby Girl

» Head coach Joni Taylor and her husband Darius welcomed their first child, Jacie Elise Taylor, into the world Nov. 3. She weighed 6 pounds, 5 ounces and was 20 inches long. Associate head coach Karen Lange took over head coaching duties in the interim through the first six games. Taylor was on the bench for each of those games, except when the team played in the Bahamas on Nov. 24 and 26. Jacie has made several appearances at Georgia games this season and takes a seat beside her father, Darius, behind the Georgia bench.

GEORGIA'S 2017 SIGNING CLASS RANKS NO. 10 NATIONALLY

The Lady Bulldogs' 2017 signing class currently ranks among the top-10 in the nation according to ESPN.com's Hoopgurlz. Head coach Joni Taylor and her staff have signed some of the top players in the country, with all four of this year's signees ranking in the ESPN top-100.

Que Morrison // Guard // Powder Springs, Georgia // ESPN.com Five Stars

Quanniecia 'Que' Morrison is one of the top high school players in the state of Georgia and a five-star prospect according to ESPN's HoopGurlz. Morrison, who helped Powder Springs, Georgia, powerhouse McEachern High School to a state championship this past year, is ranked as the No. 31 overall prospect and the No. 7 guard nationally in the 2017 class according to ESPN's Hoopgurlz.

Gabby Connally // Point Guard // San Antonio, Texas // ESPN.com Five Stars

Gabrielle 'Gabby' Connally is one of the top point guard prospects in the 2017 class according to several recruiting services. Entering her senior season at Brandeis High School in San Antonio, Texas, Connally is one of the most sought-after recruits in the country. She is ranked No. 46 overall and No. 8 at the point guard spot nationally according to ESPN HoopGurlz and is ranked 23rd overall by ProspectsNation.com.

Malury Bates // Forward // Roanoke, Virginia // ESPN.com Four Stars

A native of Roanoke, Virginia, Malury Bates is ranked No. 68 overall nationally and the No. 8 post player in the country according to ESPN's HoopGurlz. Bates is entering her senior season at William Fleming High School. The 6-foot-3 center was a Virginia High School Coaches Association 4A First Team selection this past year as she helped her team to the 4A Girls Finals.

Maya Caldwell // Guard // Charlotte, North Carolina // ESPN.com Four Stars

Maya Caldwell is ranked as the No. 76 overall and 15th-ranked wing prospect according to ESPN Hoopgurlz and is also ranked No. 72 overall nationally by ProspectsNation.com. Caldwell is entering her senior season at Davidson Day School. She was a 2016 USA Today First-Team All-North Carolina selection and a 2015 North Carolina Independent School Association Second-Team honoree and three-time Charlotte Observer all-state selection.



GEORGIA'S 2016-17 INDIVIDUAL MISCELLANEOUS STATS

Double-Figure Scoring Games

Player	13-14	14-15	15-16	16-17	Career
Shanea Armbrister	--	--	--	5	5
Stephanie Paul	--	--	--	3	3
Caliya Robinson	--	--	10	21	31
Pachis Roberts	2	3	7	23	35
Haley Clark	--	--	--	--	--
Halle Washington	--	2	2	1	5
Simone Costa	--	--	--	5	5
Ari Henderson	--	--	--	--	--
Mackenzie Engram	--	10	7	16	33

20-Point Plus Scoring Games

Player	13-14	14-15	15-16	16-17	Career
Shanea Armbrister	--	--	--	--	--
Stephanie Paul	--	--	--	--	--
Caliya Robinson	--	--	--	8	8
Pachis Roberts	--	--	1	5	6
Haley Clark	--	--	--	--	--
Halle Washington	--	--	--	--	--
Simone Costa	--	--	--	--	--
Ari Henderson	--	--	--	--	--
Mackenzie Engram	--	1	--	2	3

Double-Figure Rebounding Games

Player	13-14	14-15	15-16	16-17	Career
Shanea Armbrister	--	--	--	3	3
Stephanie Paul	--	--	--	--	--
Caliya Robinson	--	--	5	6	11
Pachis Roberts	--	--	--	5	5
Haley Clark	--	--	--	--	--
Halle Washington	--	--	--	1	1
Simone Costa	--	--	--	--	--
Ari Henderson	--	--	--	--	--
Mackenzie Engram	--	1	1	3	5

Double-Doubles

Player	13-14	14-15	15-16	16-17	Career
Shanea Armbrister	--	--	--	--	--
Stephanie Paul	--	--	--	--	--
Caliya Robinson	--	--	4	6	10
Pachis Roberts	--	--	--	5	5
Haley Clark	--	--	--	--	--
Halle Washington	--	--	--	--	--
Simone Costa	--	--	--	--	--
Ari Henderson	--	--	--	--	--
Mackenzie Engram	--	1	1	2	4

Kelly and Coco Miller Join UGA's Circle Of Honor

» Kelly and Coco Miller, twin sisters from Rochester, Minnesota who rank No. 4 and No. 5 respectively on the Lady Bulldogs' all-time career scoring list, were a dynamic duo that dazzled Georgia fans and helped the team to several remarkable accomplishments during their time in Athens. The duo added to their impressive list of honors and were enshrined into the University of Georgia's Circle of Honor at a ceremony on Feb. 11.

The Miller twins were each four-year starters for the Lady Bulldogs from 1997-2001 and helped Georgia advance to the 1999 Final Four, capture the 2000 SEC Championship and win the 2001 SEC Tournament title. Kelly (2,177 points) and Coco (2,131 points) are two of only five Lady Bulldogs to score more than 2,000 points. They also rank among Georgia's top-10 career leaders in field goals made and attempted as well as steals.

Georgia Replacing Production

» Entering 2016-17, the Lady Bulldogs had to replace four senior starters off of last year's team. Shacobia Barbee, Tiaria Griffin, Merritt Hempe and Marjorie Butler accounted for 65 percent of Georgia's scoring and over 50 percent of the team's rebounding a season ago. Barbee and Griffin were two All-SEC performers, while Butler played in all 31 games at the point guard spot. The group combined for 479 games played and made three NCAA Tournaments (Elite Eight in 2013).

Lady Bulldogs Go International

» Georgia's roster has an international feel to it this season with the addition of Romania native and Washington State transfer Bianca Blanaru as well as Portugal native Simone Costa. Shanea Armbrister, who is in her second season with the Lady Bulldogs, grew up in the Bahamas and made a return trip home when Georgia travels to the Junkanoo Jam on Nov. 24-26.

Robinson Rises Among SEC's Top Up-and-Comers

» Georgia's Caliya Robinson completed a banner year in 2015-16. Robinson etched her name into the history books, moving ahead of UGA great Katrina McClain for the fifth-most blocked shots for a Georgia freshman with 48 -- a total that ranked third overall in the SEC last season.

She was an x-factor all season long and finished strong, recording four consecutive double-figure scoring games down the stretch. The 2016 SEC All-Freshman Team selection and three-time SEC Freshman of the Week honoree finished the year averaging 8.0 points per game to go along with 5.7 rebounds per contest.

Georgia's All-Time Freshmen Single-Season Blocked Shots Leaders

Player	Year	Blocks
1. Kara Braxton	2001-02	59
Tracy Henderson	1993-94	59
3. Tawana McDonald	1998-99	56
4. Barbara Bootz	1983-84	53
5. Caliya Robinson	2015-16	48
6. Katrina McClain	1983-84	43



THE LAST MEETING - GEORGIA 57, AUBURN 51 - 2/12/17



Official Basketball Box Score -- Game Totals -- Final Statistics
Georgia vs Auburn
02/12/17 2:00 p.m. at Auburn Arena -- Auburn, Ala.



Georgia 57 • 13-12, 5-7 SEC

#	Player	Total		3-Ptr		Rebounds		PF	TP	A	TO	Blk	Stl	Min
		FG-FGA	FT-FTA	FG-FGA	FT-FTA	Off	Def							
03	Stephanie Paul	2-3	0-0	1-2	2	1	3	0	5	1	1	0	0	12
11	Pachis Roberts	2-5	1-3	1-2	2	2	4	3	6	5	3	2	1	39
33	Mackenzie Engram	4-7	0-0	4-4	5	5	10	4	12	2	2	3	1	33
01	Shanea Armbrister	2-9	0-3	5-6	1	3	4	1	9	1	3	0	1	35
12	Haley Clark	0-0	0-0	0-0	0	1	1	5	0	3	6	0	0	9
04	Caliya Robinson	6-14	1-2	0-0	2	6	8	3	13	2	2	3	1	30
23	Halle Washington	2-4	0-0	2-2	0	3	3	4	6	0	1	0	1	11
24	Simone Costa	1-5	1-4	3-4	0	6	6	3	6	2	4	0	1	31
	Team				3	5	8							
	Totals	19-47	3-12	16-20	15	32	47	23	57	16	22	8	6	200
1st - FG %: 4-13 30.8%		2nd: 6-14 42.9%		3rd: 4-7 57.1%		4th: 5-13 38.5%		Game: 19-47 40.4%		Deadball				
3FG %: 2-5 40.0%		0-3 0.0%		1-2 50.0%		0-2 0.0%		3-12 25.0%		Rebounds				
FT %: 4-4 100.0%		0-0 0.0%		7-10 70.0%		5-6 83.3%		16-20 80.0%		2,1				

Auburn 51 • 15-11, 5-7 SEC

#	Player	Total		3-Ptr		Rebounds		PF	TP	A	TO	Blk	Stl	Min
		FG-FGA	FT-FTA	FG-FGA	FT-FTA	Off	Def							
15	Jones, Jazmine	0-1	0-0	1-2	4	1	5	4	1	0	1	0	0	20
23	Jones, Jessica	0-1	0-0	1-2	2	3	5	5	1	0	2	1	2	27
10	Montgomery, Brandy	5-12	2-7	4-4	0	0	0	0	16	1	1	0	2	26
13	Frerking, Katie	4-20	2-9	3-4	2	6	8	1	13	3	0	0	2	38
33	McKay, Janiah	3-14	1-2	5-9	0	0	0	2	12	1	2	0	0	28
01	Johnson, Tyra	1-2	1-2	0-0	0	0	0	0	3	0	0	0	1	6
03	Sanders, Erica	0-3	0-0	0-2	2	2	4	4	0	0	1	0	3	25
05	Jones, Emari	0-0	0-0	2-2	0	0	0	1	2	1	0	0	0	6
14	Lewis, Tiffany	1-3	1-3	0-0	0	3	3	3	3	0	2	0	1	15
40	Dieng, Khady	0-1	0-0	0-0	0	0	0	0	0	1	0	0	1	9
	Team				5	0	5							
	Totals	14-57	7-23	16-25	15	15	30	20	51	7	9	1	12	200
1st - FG %: 3-15 20.0%		2nd: 4-13 30.8%		3rd: 3-15 20.0%		4th: 4-14 28.6%		Game: 14-57 24.6%		Deadball				
3FG %: 2-5 40.0%		2-4 50.0%		0-8 0.0%		3-6 50.0%		7-23 30.4%		Rebounds				
FT %: 5-6 83.3%		2-2 100.0%		7-10 70.0%		2-7 28.6%		16-25 64.0%		4				

Officials: Tina Napier, Brian Hall, Eric Brewton
Technical fouls: Georgia-None. Auburn-None.
Attendance: 3464

Score by periods	1st	2nd	3rd	4th	Total
Georgia	14	12	16	15	57
Auburn	13	12	13	13	51

Feb. 12, 2017 - LADY BULLDOGS RALLY PAST AUBURN ON THE ROAD

AUBURN, Ala. -- Caliya Robinson recorded her fourth-straight double-figure scoring game with a team-high 13 points to lead the Georgia Lady Bulldog basketball team to a 57-51 road victory Sunday afternoon at Auburn Arena.

Playing in front of over 200 Georgia fans who made the trip to The Plains, the Lady Bulldogs (13-12, 5-7 SEC) have now won two-straight games on the road and three of their last four overall. Meanwhile, Auburn falls to 15-11, 5-7 in the SEC.

"I am so proud of this team tonight," head coach Joni Taylor said. "To win on the road is a huge deal in this league. We made big plays when we needed to and were so resilient down the stretch. To look up and see that many Georgia fans in the crowd was so encouraging. I can't say enough thanks to Bulldog Nation for showing up and helping us pull out this win."

The only other Lady Bulldog in double figures on the day was Mackenzie Engram, who finished with 12 points and 10 rebounds -- her second double-double in the last three games. Georgia overcame 22 turnovers thanks to a strong showing on the boards, outrebounding the Tigers, 47-30.

TAYLOR TAKES LADY DOGS TO TOURNEY IN FIRST YEAR
Strong Start ... Even Better Finish

» Georgia stormed out to an impressive start last season under head coach Joni Taylor, rolling to a 12-1 record before conference play began on Jan. 3. The Lady Bulldogs finished the year with a 21-10 record and 9-7 mark in SEC play, putting Taylor's name in elite company for first-year head coaches. ***In fact, Taylor became one of just 12 coaches in SEC history to record 20 or more wins in his or her first year with their respective programs.***

Dominant Defense A Trademark Of 2015-16 Season

» Georgia paced the Southeastern Conference in nearly every defensive category last season. The Lady Bulldogs ranked first in scoring defense (54.1 points per game), field-goal percentage defense (35 percent) and 3-point field-goal percentage defense (24.3%). The 54.1 points allowed per game marks the second-best defensive points per game effort for a single season in school history.

20-Win Season The Usual For Georgia

» Georgia recorded 20 or more wins for the 30th time in the past 37 years with its 21-10 record in 2015-16, building on the great tradition and history of Lady Bulldog basketball. With their appearance in the 2016 NCAA Tournament, the Lady Dogs rank second all-time in NCAA history with 32 appearances -- a total that only trails Tennessee.

Five Top-25 Wins In 2015-16

» Georgia won five games over ranked opponents during the 2015-16 season for the first time since 2006-07. Four of those victories came against SEC foes, while one win came against then-No. 21 Seton Hall, who finished third in the Big East. UGA also had a victory against BYU, who won the West Coast Conference regular season title.

Taylor Gets Most Prestigious Honor For First Year Coach

» Georgia head coach Joni Taylor won several honors for her team's success in her first year as head coach. Among them was the 2016 Spalding Maggie Dixon National Rookie Coach of the Year award, which goes to the top first-year head coach in the country. Taylor also earned the Atlanta Tip-Off Club Georgia College Coach of the Year honor.



Head coach Joni Taylor being presented the Atlanta Tip-Off Club College Coach of the Year Award last season.



GEORGIA'S RECORD WHEN

Overall Record	15-14
Home Games	11-5
Road Games	3-8
Neutral Site Games	1-1
SEC Games	7-9
Home Games	5-3
Road Games	2-6
SEC Tournament Games	0-0
Non-Conference Games	8-5
Home Games	6-2
Road Games	1-2
Neutral Site Games	1-1
November Games	5-2
December Games	3-3
January Games	2-6
February Games	5-3
March Games	0-0
Monday Games	2-1
Tuesday Games	0-0
Wednesday Games	2-0
Thursday Games	5-5
Friday Games	1-0
Saturday Games	0-2
Sunday Games	5-6
Day Games	7-7
Night Games	7-7
Overtime Games	2-0
Televised Games	10-10
Leading at Halftime	10-4
Trailing at Halftime	4-10
Tied at Halftime	1-0
Shot 40% or Better FG	13-3
Shot Less Than 40% FG	2-11
Opp. Shot 40% or Better FG	1-8
Opp. Shot Less Than 40% FG	14-6
Led In Rebounds	6-7
Trailed In Rebounds	7-7
Tied In Rebounds	2-0
Committed Fewer Turnovers	10-3
Committed More Turnovers	4-10
Committed Same Turnovers	1-1
Scored 0-49 Points	0-5
Scored 50-59 Points	2-4
Scored 60-69 Points	4-5
Scored 70-79 Points	6-0
Scored 80-89 Points	3-0
Scored 90+ Points	0-0
Allowed 0-49 Points	3-0
Allowed 50-59 Points	5-2
Allowed 60-69 Points	6-8
Allowed 70-79 Points	1-2
Allowed 80-89 Points	0-2
Allowed 90+ Points	0-0

2016-17 SEC STANDINGS (AS OF FEB. 28)

	SEC				Overall						
	W-L	Pct.	H	A	W-L	Pct.	H	A	N	L5	Strk
South Carolina^	14-2	.875	7-1	7-1	24-4	.857	13-1	10-3	1-0	3-2	W2
Mississippi State	13-3	.813	7-1	6-2	27-3	.900	10-`	12-2	5-0	3-2	L1
Missouri	11-5	.688	7-1	4-4	21-9	.700	15-1	5-7	1-1	5-0	W5
Kentucky	11-5	.688	6-2	5-3	20-9	.690	15-3	5-6	0-0	4-1	L1
Tennessee	10-6	.625	6-2	4-4	19-10	.655	13-3	6-7	0-0	3-2	W3
Texas A&M	9-7	.563	6-2	3-5	19-10	.655	12-2	5-7	2-1	1-5	L4
LSU	8-8	.500	6-2	2-6	19-10	.655	13-3	3-6	3-1	2-3	W1
Georgia	7-9	.438	5-3	2-6	15-14	.517	12-5	3-8	1-1	3-2	L1
Auburn	7-9	.438	3-5	4-4	17-13	.567	7-6	7-6	3-1	2-3	W2
Ole Miss	6-10	.375	5-3	1-7	17-12	.586	15-3	1-9	1-0	2-3	W1
Alabama	5-11	.313	2-6	3-5	17-12	.586	12-6	3-6	2-0	2-3	L2
Florida	5-11	.313	2-6	3-5	14-15	.483	3-6	5-8	6-1	2-3	W1
Vanderbilt	4-12	.250	4-4	0-8	14-15	.483	10-5	3-10	1-0	3-2	L1
Arkansas	2-14	.125	1-7	1-7	13-16	.448	9-8	2-8	2-0	0-5	L10

GEORGIA TEAM STAT RANKINGS

Category	NCAA	SEC
Assists per game (15.0)	76	3
Blocks per game (4.5)	56	2
FG percentage (41.4)	113	9
FG percentage def. (36.9)	42	2
FT percentage (68.7)	185	9
Rebound Margin (+0.4)	161	11
Scoring Defense (62.4)	126	10
Scoring Offense (62.8)	212	14
Steals per game (7.6)	184	8
3-point FG percentage (26.9)	315	13
Turnover margin (-0.6)	203	10

GEORGIA PLAYER STAT RANKINGS

Category	NCAA	SEC
Caliya Robinson		
Blocks (65)	25	2
Blocks per game (2.4)	26	1
Pachis Roberts		
Minutes Played (36.4)	36	3
Haley Clark		
Assists per game (4.0)	148	5

NATIONAL POLLS

AP POLL			
Rk.	Team	Record	Conf.
1	Connecticut (33)	28-0	825
2	Baylor	27-2	784
3	Notre Dame	27-3	755
4	Maryland	27-2	699
5	South Carolina	24-4	690
6	Mississippi State	27-3	619
6	Oregon State	27-3	619
8	Florida State	25-5	561
9	Ohio State	25-5	550
10	Stanford	25-5	539
11	Washington	27-4	534
12	Texas	21-7	472
13	Duke	25-4	470
14	Louisville	25-6	411
15	UCLA	22-7	369
16	Miami	21-7	293
17	NC State	22-7	265
18	DePaul	24-6	237
19	Oklahoma	22-7	230
20	Kentucky	20-9	177
21	Syracuse	20-9	170
22	Drake	23-4	128
23	Missouri	21-9	98
24	Kansas State	21-8	66
25	Temple	22-6	49

USA TODAY COACHES POLL

Rk.	Team	Record	Conf.
1	Connecticut (32)	29-0	800
2	Baylor	28-2	757
3	Notre Dame	27-3	731
4	Maryland	27-2	707
5	South Carolina	24-4	638
6	Oregon State	27-3	629
7	Mississippi State	27-3	614
8	Ohio State	25-5	562
9	Stanford	25-5	536
10	Washington	27-4	517
11	Duke	25-4	460
12	Florida State	25-5	457
13	Louisville	25-6	439
14	Texas	22-7	407
15	UCLA	22-7	355
16	Miami	21-7	301
17	DePaul	24-6	280
18	NC State	22-7	258
19	Oklahoma	22-8	184
20	Syracuse	20-9	170
21	Temple	23-6	144
22	Drake	23-4	130
23	Creighton	22-6	78
24	Kentucky	20-9	53
25	Arizona State	18-11	47



THE LAST TIME GEORGIA

Scored 100 points or more:

Dec. 17, 2007 - UGA 102, Mercer 45

Scored 115 points or more:

Nov. 22, 1998 - UGA 118, Oral Roberts 64

Scored less than 50 points:

Feb. 16, 2017 - No. 3 Miss. State 58, UGA 49

Scored 50 points in a half:

Dec. 28, 2015 - UGA 81, Tenn. Tech 48 (50, 1H)

Allowed 100 points:

Jan. 14, 1999 - UGA 69, No. 1 Tennessee 102

Held opponent to 40 points or less:

Nov. 29, 2016 - UGA 82, Kennesaw State 40

Held opponent to 20 or less points in a half:Feb. 16, 2017 - No. 3 Miss. State 58, UGA 49
(20 in the first half)**Shot better than 60% from the field:**

March 5, 2009 - UGA vs. Kentucky (63.3%)

Won an overtime game:

Feb. 23, 2017 - UGA 71, Alabama 65

Lost an overtime game:

March 3, 2016 - Vandy 54, UGA 49

Played a double-overtime game:

Feb. 5, 2017 - UGA 81, No. 25 Tennessee 78 (2OT)

Played a triple-overtime game:

Never

Played a quadruple-overtime game:

Never

Had at least 20 steals in a game:

Nov. 25, 2014 - vs. Georgia Southern (23)

Forced 30 turnovers in a game:

Nov. 30, 2011 - vs. S.C. State (30)

Had a player score 30 points:Nov. 24, 2016 - Caliya Robinson (30) vs.
Minnesota**Had a player score 40 points:**Dec. 6, 1997 - Coco Miller (45) vs. Charleston
Southern**Had a player grab 15 rebounds:**

Feb. 7, 2016 - Shacobia Barbee (15) vs. Ole Miss

Had a player grab 20 rebounds:Dec. 4, 1986 - Katrina McClain (22) vs.
Valdosta State**Had a player dish out 10 or more assists:**

Nov. 15, 2015 - Shacobia Barbee (10) vs. Stetson

Had a player block five shots:Feb. 9, 2017 - Caliya Robinson (6) vs.
Kentucky**Had a player block 10 shots:**March 19, 1995 - Tracy Henderson (10) vs.
Louisville**Had a player with seven or more steals****in a game:**Dec. 1, 2013 - Shacobia Barbee (7) vs. Georgia
State**Had two players record a double-double in
same game:**Feb. 14, 2016 vs. LSU - Shacobia Barbee (14
pts, 10 rebs.) and Caliya Robinson (19 pts, 11
rebs.)**Had a player record a triple-double:**Nov. 15, 2015 vs. Stetson - Shacobia Barbee vs.
Stetson; 10 pts., 13 rebs., 10 assists**Had a player record a double-double
in back-to-back games:**Shacobia Barbee -- Feb. 7, 2016 vs. Ole Miss
(12 pts., 15 rebs.), Feb. 14 vs. LSU (14 pts., 10
rebs.)**Had a player record a double-double
in three consecutive games:**Jasmine Hassell - Feb. 7, 2013 vs. Auburn (10
rebs., 15 points), Feb. 10, 2013 vs. LSU (12 rebs.,
18 points), Feb. 17, 2013 vs. Florida (16 rebs., 16
points)**Had two players score 20 points in a game:**Feb. 19, 2017 vs. LSU -
Pachis Roberts (28); Caliya Robinson (20)**Had five or more players score
in double figures:**Nov. 16, 2016 vs. BYU - M. Ingram (21), H.
Washington (16), P. Roberts (12), S Paul (11), C.
Robinson (10)**Played a ranked opponent:**

Feb. 16, 2017 - No. 3 Miss. State 58, UGA 49

Beat a ranked opponent:

Feb. 5, 2017 - UGA 81, No. 25 Tennessee 78 (2OT)

Beat a ranked opponent at home:

Feb. 5, 2017 - UGA 81, No. 25 Tennessee 78 (2OT)

Beat a ranked opponent on the road:

Feb. 4, 2016 - Georgia 65, No. 20 Missouri 50

Beat a ranked opponent on a neutral court:March 25, 2013 - UGA 65, No. 23 Iowa State
60 in Spokane, Wash. (Second round of the
NCAA Tournament)

GEORGIA'S STARTING LINEUP COMBINATIONS

Date	Opp.	Result	1	2	3	4	5
11/11	South Carolina St.	W	Haley Clark	S. Armbrister	Pachis Roberts	Mackenzie Engram	Halle Washington
11/13	Mercer	W	Haley Clark	S. Armbrister	Pachis Roberts	Mackenzie Engram	Halle Washington
11/16	BYU	W	Haley Clark	S. Armbrister	Pachis Roberts	Mackenzie Engram	Halle Washington
11/20	Georgia Tech	L	Haley Clark	S. Armbrister	Pachis Roberts	Mackenzie Engram	Halle Washington
11/24	Minnesota	W	Haley Clark	Pachis Roberts	Stephanie Paul	Mackenzie Engram	Halle Washington
11/26	South Florida	L	Haley Clark	Pachis Roberts	Stephanie Paul	Halle Washington	Caliya Robinson
11/29	Kennesaw St.	W	Haley Clark	Pachis Roberts	Stephanie Paul	Halle Washington	Caliya Robinson
12/3	Oklahoma St.	L	Haley Clark	Simone Costa	Pachis Roberts	Halle Washington	Caliya Robinson
12/5	Furman	W	Haley Clark	Simone Costa	Pachis Roberts	Halle Washington	Caliya Robinson
12/15	Cincinnati	W	Haley Clark	Simone Costa	Pachis Roberts	Halle Washington	Caliya Robinson
12/19	Virginia	L	Haley Clark	Simone Costa	Pachis Roberts	Halle Washington	Caliya Robinson
12/22	Samford	L	Haley Clark	Simone Costa	Pachis Roberts	Mackenzie Engram	Caliya Robinson
12/28	Western Carolina	W	Haley Clark	Simone Costa	Pachis Roberts	Mackenzie Engram	Halle Washington
1/1	Missouri	L	Haley Clark	Simone Costa	Pachis Roberts	Mackenzie Engram	Caliya Robinson
1/5	Texas A&M	W	Haley Clark	Simone Costa	Pachis Roberts	Mackenzie Engram	Caliya Robinson
1/8	Vanderbilt	W	Haley Clark	Simone Costa	Pachis Roberts	Mackenzie Engram	Caliya Robinson
1/12	South Carolina	L	Haley Clark	Simone Costa	Pachis Roberts	Mackenzie Engram	Caliya Robinson
1/15	Kentucky	L	Haley Clark	S. Armbrister	Pachis Roberts	Mackenzie Engram	Caliya Robinson
1/22	Florida	L	Haley Clark	S. Armbrister	Pachis Roberts	Mackenzie Engram	Caliya Robinson
1/26	South Carolina	L	Haley Clark	S. Armbrister	Pachis Roberts	Mackenzie Engram	Caliya Robinson
1/29	Ole Miss	L	Haley Clark	S. Armbrister	Pachis Roberts	Mackenzie Engram	Caliya Robinson
2/2	Arkansas	W	Haley Clark	S. Armbrister	Stephanie Paul	Pachis Roberts	Mackenzie Engram
2/5	Tennessee	W	Haley Clark	S. Armbrister	Stephanie Paul	Pachis Roberts	Mackenzie Engram
2/9	Kentucky	L	Haley Clark	S. Armbrister	Stephanie Paul	Pachis Roberts	Mackenzie Engram
2/12	Auburn	W	Haley Clark	S. Armbrister	Stephanie Paul	Pachis Roberts	Mackenzie Engram
2/16	Mississippi St.	L	Haley Clark	S. Armbrister	Stephanie Paul	Pachis Roberts	Mackenzie Engram
2/19	LSU	W	Haley Clark	S. Armbrister	Stephanie Paul	Pachis Roberts	Mackenzie Engram
2/23	Alabama	W	Haley Clark	S. Armbrister	Stephanie Paul	Pachis Roberts	Mackenzie Engram
2/26	Florida	L	Haley Clark	S. Armbrister	Stephanie Paul	Pachis Roberts	Mackenzie Engram

STARTERS WIN-LOSS RECORDS

Games	Record	1	2	3	4	5
4	3-1	Haley Clark	S. Armbrister	Pachis Roberts	Mackenzie Engram	Halle Washington
1	1-0	Haley Clark	Pachis Roberts	Stephanie Paul	Mackenzie Engram	Halle Washington
2	1-1	Haley Clark	Pachis Roberts	Stephanie Paul	Halle Washington	Caliya Robinson
4	2-2	Haley Clark	Simone Costa	Pachis Roberts	Halle Washington	Caliya Robinson
5	2-3	Haley Clark	Simone Costa	Pachis Roberts	Mackenzie Engram	Caliya Robinson
1	1-0	Haley Clark	Simone Costa	Pachis Roberts	Mackenzie Engram	Halle Washington
4	0-4	Haley Clark	S. Armbrister	Pachis Roberts	Mackenzie Engram	Caliya Robinson
8	5-3	Haley Clark	S. Armbrister	Stephanie Paul	Pachis Roberts	Mackenzie Engram



GEORGIA'S INDIVIDUAL SUPERLATIVES

Georgia	Category	Opponent
30, Caliya Robinson vs. Minnesota (11/24/16)	Points Scored	34, 2x last by Diamond DeShields of Tennessee (2/5/17)
14, Caliya Robinson vs. Minnesota (11/24/16)	Total Field Goals	14, Diamond DeShields (2/5/17)
27, Caliya Robinson vs. Minnesota (11/24/16)	Total FGs Attempted	28, Diamond DeShields (2/5/17)
.769 (10-13), Caliya Robinson vs. Mercer (11/13/16)	Highest FG% (5 made)	.769 (10-13), Ariadna Pujol of USF (11/26/16)
3, Shanea Armbrister at Kentucky (1/15/17)	3-Point Field Goals	8, Kitija Laksa of USF (11/26/16)
3, Mackenzie Engram at South Carolina (1/12/17)		4, 4x last by Madinah Muhammad of Ole Miss (1/29/17)
3, 2x by Pachis Roberts last vs. Tennessee (2/5/17)		
3, Mackenzie Engram vs. BYU (11/16/16)		
8, Pachis Roberts at Ole Miss (1/29/17)	3-Pt. FGs Attempted	13, Kitija Laksa of USF (11/26/16)
1.000 (3-3), Shanea Armbrister at Kentucky (1/15/17)	3-Point FG% (min. 3 made)	.800 (4-5), Clara Young of Kennesaw St. (11/29/16)
15, Pachis Roberts vs. Florida (1/22/17)	Free Throws Made	11, Jessica Jackson of Arkansas (2/3/17)
10, Pachis Roberts vs. USF (11/26/16)		9, A'ja Wilson of South Carolina (1/26/17)
8, Pachis Roberts vs. Mercer (11/13/16)		8, 5x Last by Maci Morris of Kentucky (2/9/17)
16, Pachis Roberts vs. Florida (1/22/17)	Free Throws Attempted	16, Jessica Jackson of Arkansas (2/3/17)
10, Pachis Roberts vs. USF (11/26/16)		14, A'ja Wilson of South Carolina (1/26/17)
10, Pachis Roberts vs. Mercer (11/13/16)		12, 2x last by Ronni Williams of Florida (2/26/17)
1.000 (10-10), Pachis Roberts vs. USF (11/26/16)	Free Throw % (5 made)	1.000 (8-8), Cierra Porter at Missouri (1/1/17)
1.000 (6-6), Pachis Roberts vs. Minnesota (11/24/16)		1.000 (8-8), Kenisha Bell of Minnesota (11/24/16)
		1.000 (8-8), Maci Morris of Kentucky (2/9/17)
1.000 (10-10), Pachis Roberts vs. USF (11/26/16)	Free Throw % (10 made)	.917 (11-12), Ronni Williams of Florida (2/26/17)
.938 (15-16), Pachis Roberts vs. Florida (1/22/17)		.688 (11-16), Jessica Jackson of Arkansas (2/3/17)
9, Pachis Roberts vs. South Carolina St. (11/11/16)	Offensive Rebounds	7, Khaalia Hillsman of Texas A&M (1/5/17)
6, Halle Washington vs. South Carolina St. (11/11/16)		7, Shanice Johnson of Cincinnati (12/15/16)
11, Pachis Roberts vs. Kennesaw State (1/29/16)	Defensive Rebounds	15, Mercedes Russell of Tennessee (2/5/17)
14, Pachis Roberts vs. Kennesaw State (11/29/16)	Total Rebounds	17, 3x last by Evelyn Akhator of Kentucky (2/9/17)
9, Haley Clark at Arkansas (2/3/17)	Assists	8, Curtyce Knox of Texas A&M (1/5/17)
8, 2x last by Haley Clark at South Carolina (1/12/17)		8, Laia Flores of USF (11/26/16)
9, Caliya Robinson at Georgia Tech (11/20/16)	Turnovers	10, Diamond DeShields of Tennessee (2/5/17)
7, 2x Caliya Robinson last at Arkansas (2/3/17)	Blocked Shots	4, JaQuanna Murray of South Carolina St. (11/11/16)
4, 2x Caliya Robinson Last vs. Florida (1/22/17)		4, Alaina Coates of South Carolina (1/26/17)
6, Pachis Roberts at Cincinnati (12/15/16)	Steals	6, Jocelyn Willoughby of Virginia (12/19/16)
48, Pachis Roberts vs. Tennessee (2/5/17)	Minutes Played (Including OT)	50, Jordan Reynolds of Tennessee (2/5/17)
48, Shanea Armbrister vs. Tennessee 2/5/17)		49, Mercedes Russell of Tennessee (2/5/17)
46, Mackenzie Engram vs. Tennessee (2/5/17)		47, Diamond DeShields of Tennessee (2/5/17)
46, Haley Clark vs. Tennessee (2/5/17)		42, Meme Jackson of Tennessee (2/5/17)

GEORGIA'S TEAM SUPERLATIVES

Georgia High	Georgia Low	Category	Opponent High	Opponent Low
82, vs. Kennesaw St. (11/29/16)	43, vs. Virginia (12/19/16)	Points	82, by Kentucky (1/15/17)	40, by Kennesaw St. (11/29/16)
49, vs. BYU (11/16/16)	14, vs. Kentucky (1/15/17)	Points/Half	47, by USF (11/26/16)	12, by Kennesaw St. (11/29/16)
34, vs. Tennessee (2/5/17)	16, at Georgia Tech (11/20/16)	FG Made	30, by Tennessee (2/5/17)	14, by Auburn (2/12/17)
32, vs. Kennesaw St. (11/29/16)	16, vs. Virginia (12/19/16)		30, by Kentucky (1/15/17)	15, by Cincinnati (12/15/16)
31, vs. BYU (11/16/16)	16, vs. Missouri (1/1/17)		27, by Virginia (12/19/16)	15, by Kennesaw St. (11/29/16)
74, vs. Tennessee (2/5/17)	47, at Auburn (2/12/17)	FG Attempts	79, by Arkansas (2/3/17)	46, by BYU (11/16/16)
.582 (32-55), vs. Kennesaw St. (11/29/16)	.302 (16-53), at Missouri (1/1/17)	FG %	.517 (30-58), by Kentucky (1/15/17)	.246 (14-57), by Auburn (2/12/17)
7, at South Carolina (1/12/17)	1, 2x last vs. South Carolina (1/26/17)	3-Point FG	11, by USF (11/26/16)	0, by Texas A&M (1/5/17)
21, at Ole Miss (1/29/16)	9, 3x last vs. Kentucky (2/9/17)	3FG Attempts	34, by Alabama (2/23/17)	9, by Texas A&M (1/5/17)
21, vs. South Carolina St. (11/11/16)	9, vs. Western Carolina (12/28/16)		31, by Arkansas (2/3/17)	10, by Virginia (12/19/16)
.556 (5-9), vs. Western Carolina (12/28/16)	.100 (1-10), vs. South Carolina (1/26/17)	3FG %	.533 (8-15), by Vanderbilt (1/8/17)	.000 (0-9), by Texas A&M (1/5/17)
22, vs. Florida (1/22/17)	3, vs. South Carolina (1/26/17)	Free Thows Made	23, by Mississippi St. (2/16/17)	3, by Kennesaw St. (11/29/16)
21, vs. Alabama (2/23/17)	7, 2x last vs. Kentucky (2/9/17)		20, by Florida (1/22/17)	3, by Western Carolina (12/28/16)
18, vs. USF (11/26/16)	8, 3x last at South Carolina (1/12/17)		19, by Florida (2/26/17)	
28, vs. Alabama (2/23/17)	8, vs. South Carolina (1/26)	FT Attempted	33, by Alabama (2/23/17)	6, by Kennesaw St. (11/29/16)
27, at Arkansas (2/3/17)	11, at Cincinnati (12/15/16)		31, by South Carolina (1/26/17)	9, by Western Carolina (12/28/16)
27, vs. Florida (1/22/17)	11, at Missouri (1/1/17)		30, 2x last by Florida (1/22/17)	
1.000 (12-12), vs. Florida (2/26/17)	.375 (3-8), vs. South Carolina (1/26/17)	FT Percentage	.857 (12-14), by Missouri (1/1/17)	.333 (3-9), Western Carolina (12/28/16)
.900 (18-20), vs. USF (11/26/16)			.857 (18-21), by Kentucky (2/9/17)	
26, vs. South Carolina St. (11/11/16)	7, at Missouri (1/1/17)	Offensive Rebounds	24, by Arkansas (2/3/17)	4, by Samford (12/22/16)
39, vs. Alabama (2/23/17)	15, vs. USF (11/26/16)	Defensive Rebounds	30, 4x last by Tennessee (2/5/17)	14, by Kennesaw St. (11/29/16)
36, at Arkansas (2/3/17)	21, 2x last vs. Kentucky (2/9/17)			16, 2x last by Western Carolina (12/28/16)
53, vs. South Carolina St. (11/11/16)	27, at Oklahoma St. (12/3/16)	Total Rebounds	47, 2x last by Arkansas (2/3/17)	24, by Kennesaw St. (11/29/16)
24, vs. Kennesaw St. (11/29/16)	8, at Missouri (1/1/17)	Assists	19, by Ole Miss (1/29/17)	6, by Kennesaw St. (11/29/16)
15, at Cincinnati (12/15/16)	3, vs. Minnesota (11/24/16)	Steals	14, by Kennesaw St. (11/29/16)	2, by Minnesota (11/24/16)
9, 2x last at Arkansas (2/3/17)	0, at Missouri (1/1/17)	Blocked Shots	8, by South Carolina (1/26/17)	0, 5x last by Vanderbilt (1/8/17)
27, at Georgia Tech (11/20/16)	9, vs. USF (11/26/16)	Turnovers	25, by Texas A&M (1/5/17)	10, by South Carolina (1/26/17)
22, at Ole Miss (1/29/17)	10, 2x last vs. Kentucky (2/9/17)		24, 3x last by Tennessee (2/5/17)	11, 2x last by Kentucky (1/15/17)



GAME 1

GEORGIA 64, SOUTH CAROLINA STATE 50

NOV. 11 // STEGEMAN COLISEUM // ATHENS, GA.



Official Basketball Box Score -- Game Totals -- Final Statistics
South Carolina State vs Georgia
11/11/16 7 p.m. ET at Athens, Ga. (Stegeman Coliseum)



South Carolina State 50 • 0-1

#	Player	FG		3-Ptr		Rebounds		PF	TP	A	T	Blk	Stl	Min	
		Total	FG-FGA	FT-FTA	Off	Def	Total								
05	MURRAY,JaQuanna	f	3-6	0-2	0-2	1	0	1	4	6	0	1	4	3	20
15	BRADLEY,Jahmia	f	2-5	0-2	2-2	3	2	5	2	6	1	7	0	0	31
04	BLAIR,Bryeasha	g	8-21	2-7	3-4	1	1	2	2	21	3	3	0	2	30
22	DRUMGOOLE,Brittany	g	2-10	2-6	0-0	1	4	5	3	6	3	0	0	0	38
25	STONE,Mallory	g	1-9	0-0	3-4	3	2	5	3	5	0	3	0	1	28
01	GARRETT,Regina		0-0	0-0	0-0	0	0	0	0	0	0	1	0	1	2
03	WILLIAMS,Chantel		1-4	1-4	1-2	0	1	1	0	4	0	1	0	0	21
20	BIMPA,Schekinah		0-0	0-0	0-2	1	2	3	3	0	0	1	0	0	23
32	SCOTT,Alexis		1-1	0-0	0-0	1	2	3	0	2	0	0	0	0	7
Team						3	6	9							

1st - FG %:	4-14	28.6%	2nd - FG %:	3-15	20.0%	3rd - FG %:	6-13	46.2%	4th - FG %:	5-14	35.7%	Game:	18-56	32.1%	Deadball	
3FG %:	2-5	40.0%	3FG %:	1-5	20.0%	3FG %:	2-6	40.0%	3FG %:	5-21	23.8%	Rebounds				
FT %:	4-6	66.7%	FT %:	0-0	0.0%	FT %:	5-8	62.5%	FT %:	0-2	0.0%					

Georgia 64 • 1-0

#	Player		Total		3-Ptr		Rebounds		PF	TP	A	T	Blk	Stl	Min
			FG-FGA	FT-FTA	FG-FGA	FT-FTA	Off	Def							
23	Halle Washington	f	2-8	0-0	4-6	6	4	10	2	8	1	1	1	0	19
33	Mackenzie Ingram	f	7-12	0-2	1-3	3	4	7	2	15	3	4	1	1	34
01	Shanea Armbrister	g	3-10	2-6	0-0	4	6	10	2	8	2	1	0	0	31
11	Pachis Roberts	g	5-12	0-3	4-4	9	2	11	2	14	2	2	0	1	37
12	Haley Clark	g	4-10	0-1	1-2	0	2	2	3	9	2	3	0	2	37
03	Stephanie Paul		0-8	0-3	0-0	2	2	4	1	0	0	4	0	1	15
24	Simone Costa		3-8	1-6	3-3	0	1	1	2	10	3	2	0	1	26
25	Ari Henderson		0-0	0-0	0-0	0	0	0	1	0	0	0	0	0	1
	Team					2	6	8							
Totals			24-68	3-21	13-18	26	27	53	15	64	13	17	2	6	200

1st - FG %:	6-19	31.6%	2nd - FG %:	7-13	53.8%	3rd - FG %:	8-17	47.1%	4th - FG %:	9-19	47.4%	Game:	24-68	35.3%	Deadball	
3FG %:	0-6	0.0%	3FG %:	2-6	33.3%	3FG %:	0-4	0.0%	3FG %:	1-5	20.0%	Rebounds				
FT %:	4-6	66.7%	FT %:	4-6	66.7%	FT %:	1-2	50.0%	FT %:	4-4	100.0%					

Officials: Brian Garland, Kylie Galloway and Charlie Hust
Technical fouls: South Carolina State-None, Georgia-None.
Attendance: 2864

Score by periods	1st	2nd	3rd	4th	Total
South Carolina State	14	7	19	10	50
Georgia	16	20	17	11	64

GAME 3

GEORGIA 81, BYU 51

NOV. 16 // STEGEMAN COLISEUM // ATHENS, GA.



Official Basketball Box Score -- Game Totals -- Final Statistics
BYU vs Georgia
11/16/16 7 p.m. at Athens, Ga. (Stegeman Coliseum)



BYU 51 • 1-1

#	Player	Total		3-Ptr		Rebounds		PF	TP	A	T	Blk	Stl	Min	
		FG-FGA	FT-FTA	FG-FGA	FT-FTA	Off	Def								
22	NIELSON, Kristine	f	1-3	1-2	1-2	2	1	3	0	4	1	4	0	21	
32	PURCELL, Kalani	f	1-8	0-2	0-0	1	6	7	4	2	3	6	0	34	
30	MOODY, Jasmine	f	3-6	0-1	2-2	3	5	8	3	8	1	2	0	26	
20	BROADHEAD, Cassie	f	5-7	1-1	5-5	0	2	2	4	16	2	5	1	36	
23	PULSIPHER, Makenzi	g	3-10	1-8	5-5	1	0	1	2	12	1	3	0	32	
01	CHASE, Brenna		2-3	0-1	0-0	0	1	1	1	4	0	0	0	6	
02	CHATMAN, Jessica		0-3	0-1	0-2	0	1	1	2	0	1	0	0	6	
03	SALMON, Shalae		0-0	0-0	1-2	0	1	1	1	1	0	0	0	3	
04	WAYMENT, Amanda		0-1	0-0	0-0	0	0	0	2	0	0	1	0	7	
11	EATON, Liz		0-1	0-0	0-0	0	0	0	0	0	1	0	0	4	
34	ORTON, Micaele		0-0	0-0	0-0	0	0	0	0	0	0	0	0	10	
43	RYDALCH, Haley		1-2	0-1	0-2	1	1	2	1	2	0	1	0	8	
50	HANKS, MaCayla		1-2	0-0	0-0	0	1	1	1	2	0	1	2	6	
	Team					2	2	4				1			
Totals			17-46	3-17	14-20	10	21	31	21	51	10	24	3	10	199

1st - FG %:	5-13	38.5%	2nd - FG %:	2-12	16.7%	3rd - FG %:	2-7	28.6%	4th - FG %:	8-14	57.1%	Game:	17-46	37.0%	Deadball	
3FG %:	1-4	25.0%	3FG %:	1-6	16.7%	3FG %:	1-3	33.3%	3FG %:	3-17	17.6%	Rebounds				
FT %:	2-2	100.0%	FT %:	3-3	100.0%	FT %:	0-8	37.5%	FT %:	6-7	85.7%					

Georgia 81 • 3-0

#	Player		Total		3-Ptr		Rebounds				PF	TP	A	T	Blk	Stl	Min
			FG-FGA	FT-FTA	FG-FGA	FT-FTA	Off	Def	Total								
23	Halle Washington	f	8-12	0-0	0-0	1	2	3	3	16	5	1	1	0	0	28	
33	Mackenzie Ingram	f	8-13	3-5	2-2	2	3	5	1	21	1	3	1	2	31	31	
01	Shanea Armbrister	g	2-4	0-1	1-1	4	2	6	3	5	2	2	0	0	0	28	
11	Pachis Roberts	g	4-7	0-3	4-5	1	2	3	4	12	2	0	0	0	0	25	
12	Haley Clark	g	1-5	0-0	1-1	0	2	2	3	3	1	4	0	0	0	34	
03	Stephanie Paul	g	4-6	1-2	2-4	0	0	0	1	11	0	0	0	0	1	9	
04	Caliya Robinson	g	4-8	0-2	2-2	1	5	6	2	10	2	0	0	0	1	21	
24	Simone Costa	g	0-2	0-0	3-6	0	2	2	0	3	6	0	0	0	0	23	
25	Ari Henderson	g	0-1	0-0	0-0	0	1	1	0	0	0	0	0	0	0	1	
Team						0	3	3					1				
Totals			31-58	4-13	15-21	9	22	31	17	81	19	12	2	7	200		

1st - FG %:	7-14	50.0%	2nd - FG %:	7-16	43.8%	3rd - FG %:	9-11	81.8%	4th - FG %:	8-17	47.1%	Game:	31-58	53.4%	Deadball	
3FG %:	1-2	50.0%	3FG %:	1-3	33.3%	3FG %:	1-3	33.3%	3FG %:	4-13	30.8%	Rebounds				
FT %:	1-1	100.0%	FT %:	0-14	66.3%	FT %:	4-5	80.0%	FT %:	15-21	71.4%					

Officials: Felicia Grinter, Amy Bonner and Luis Gonzalez
Technical fouls: BYU-None, Georgia-None.
Attendance: 2239

Score by periods	1st	2nd	3rd	4th	Total
BYU	13	8	8	22	51
Georgia	16	16	28	21	81

GAME 2

GEORGIA 72, MERCER 64

NOV. 13 // STEGEMAN COLISEUM // ATHENS, GA.



Official Basketball Box Score -- Game Totals -- Final Statistics
Mercer vs Georgia
11/13/16 2 p.m. ET at Athens, Ga. (Stegeman Coliseum)



Mercer 64 • 1-1

#	Player	Total		3-Ptr		Rebounds			PF	TP	A	TO	Blk	Stl	Min
		FG-FGA	FT-FTA	FG-FGA	FT-FTA	Off	Def	Total							
02	Amanda Thompson	1	3-5	0-0	1-2	3	4	7	3	7	1	2	0	2	37
22	Alex Williams	1	2-6	0-0	4-6	1	1	2	5	8	2	3	1	2	28
01	Sydni Means	9	2-7	0-0	5-6	1	7	8	4	9	5	3	0	3	39
11	Linnea Rosendal	9	1-4	1-2	0-0	0	3	3	1	3	1	3	0	0	21
24	Kahlia Lawrence	9	5-18	0-0	3-5	1	3	4	1	13	2	1	0	1	38
23	Kayla Potts		0-0	0-0	0-0	1	0	1	4	0	0	1	0	0	7
25	KeKe Calloway		10-22	4-11	0-0	0	2	2	2	24	0	1	0	1	30
Team			1	1	2										
Totals			23-62	5-13	13-19	8	21	29	20	64	11	14	1	9	200

1st - FG %:	4-14	28.6%	2nd - FG %:	7-19	36.8%	3rd - FG %:	6-13	46.2%	4th - FG %:	6-16	37.5%	Game:	23-62	37.1%	Deadball	
3FG %:	1-1	100.0%	3FG %:	1-4	25.0%	3FG %:	2-4	50.0%	3FG %:	1-3	33.3%	Rebounds				
FT %:	4-6	66.7%	FT %:	2-2	100.0%	FT %:	3-5	60.0%	FT %:	4-6	66.7%					

Georgia 72 • 2-0

#	Player	Total		3-Ptr		Rebounds	
---	--------	-------	--	-------	--	----------	--

GAME 5
GEORGIA 70, MINNESOTA 58
 NOV. 24 // JUNKANOO JAM // BIMINI, BAHAMAS



Official Basketball Box Score -- Game Totals -- Final Statistics
Minnesota vs Georgia
 11/24/16 1:00 pm at Junkanoo Jam Bimini



Minnesota 58 • 4-1

#	Player	Total			3-Ptr			Rebounds			PF	TP	A TO Blk Stl			Min
		FG-FGA	FG-FGA	FT-FTA	FG-FGA	FG-FGA	FT-FTA	Off	Def	Tot						
05	Bello, Taiye	0-2	0-0	3-4	4	3	7	4	3	0	0	0	0	0	0	31
10	Edwards, Jessie	2-4	0-0	1-3	1	4	5	1	5	0	0	0	0	0	0	22
23	Bell, Kenisha	6-21	0-3	8-8	1	3	4	2	20	5	4	0	1	39		
33	Wagner, Carlie	5-17	1-7	3-3	6	2	8	3	14	2	7	0	1	38		
34	Hubbard, Gadiya	6-21	2-9	2-6	1	3	4	4	16	1	3	0	0	37		
15	Starr, Allina	0-1	0-0	0-0	0	1	1	0	0	0	0	0	0	3		
21	Brunson, Jasmine	0-0	0-0	0-0	0	1	1	0	0	0	0	0	0	3		
22	Hedstrom, Joanna	0-2	0-2	0-0	2	2	4	1	0	0	0	0	0	13		
32	Barnes, Karly	0-2	0-0	0-0	2	3	5	4	0	0	0	0	0	14		
Team		5			3	8										
Totals		19-70	3-21	17-24	22	25	47	19	58	8	14	0	2	200		

1st FG %:	5-12	41.7%	2nd FG %:	6-20	30.0%	3rd FG %:	5-19	26.3%	Game:	19-70	27.1%	Deadball	
3FG %:	2-3	66.7%	0-8	0.0%	0-7	0.0%	1-3	33.3%		3-21	14.3%	Rebounds	
FT %:	5-6	83.3%	1-2	50.0%	6-11	54.5%	5-5	100.0%		17-24	70.8%		4

Georgia 70 • 4-1

#	Player	Total			3-Ptr			Rebounds			PF	TP	A TO Blk Stl			Min
		FG-FGA	FG-FGA	FT-FTA	FG-FGA	FG-FGA	FT-FTA	Off	Def	Tot						
03	Stephanie Paul	0-1	0-0	0-0	0	1	1	1	0	0	0	0	0	11		
11	Pachis Roberts	3-10	0-2	6-6	4	8	12	1	12	6	2	0	0	34		
12	Haley Clark	1-3	0-1	3-4	2	6	8	4	5	3	0	0	0	37		
23	Halle Washington	2-5	0-0	0-0	1	3	4	4	4	1	2	0	0	26		
33	Mackenzie Ingram	1-7	0-0	0-0	2	2	4	4	2	2	1	0	0	18		
01	Shanea Armbrister	3-7	0-3	3-6	2	3	5	3	9	5	1	0	1	24		
04	Caliya Robinson	14-27	2-5	0-0	2	3	5	1	30	4	1	3	0	33		
24	Simone Costa	3-4	2-3	0-0	0	0	0	3	8	0	3	0	0	17		
Team		2			4	6										
Totals		27-64	4-14	12-16	15	30	45	21	70	23	13	3	3	200		

1st FG %:	7-20	35.0%	2nd FG %:	4-16	25.0%	3rd FG %:	6-14	42.9%	Game:	27-64	42.2%	Deadball	
3FG %:	0-4	0.0%	2-4	50.0%	0-2	0.0%	2-4	50.0%		4-14	28.6%	Rebounds	
FT %:	0-0	0.0%	0-0	0.0%	3-6	50.0%	9-10	90.0%		12-16	75.0%		1,2

Officials: John Capolino, Kathy Lynch, Brian Brummett

Technical fouls: Minnesota-None. Georgia-None.

Attendance: 229

Score by periods	1st	2nd	3rd	4th	Total
Minnesota	17	7	18	16	58
Georgia	14	22	11	23	70

GAME 6
USF 81, GEORGIA 65
 NOV. 26 // JUNKANOO JAM // BIMINI, BAHAMAS



Official Basketball Box Score -- Game Totals -- Final Statistics
Georgia vs USF
 11/26/16 5:45 p.m. at Junkanoo Jam Bimini Bahamas



Georgia 65 • 4-2

#	Player	Total			3-Ptr			Rebounds			PF	TP	A TO Blk Stl			Min
		FG-FGA	FG-FGA	FT-FTA	FG-FGA	FG-FGA	FT-FTA	Off	Def	Tot						
03	Stephanie Paul	0-0	0-0	0-0	1	1	2	2	0	0	1	0	0	15		
04	Caliya Robinson	5-9	0-1	0-0	1	0	1	5	10	0	1	3	0	23		
11	Pachis Roberts	4-12	1-3	10-10	1	4	5	4	19	5	1	0	1	40		
12	Haley Clark	1-2	0-0	0-0	0	5	5	5	2	5	4	0	3	28		
23	Halle Washington	2-3	0-0	0-2	0	1	1	1	4	0	0	0	0	8		
01	Shanea Armbrister	2-8	1-2	2-2	2	1	3	3	7	1	0	0	0	25		
24	Simone Costa	2-5	0-2	2-2	2	0	2	2	6	1	1	0	1	27		
33	Mackenzie Ingram	6-15	1-4	4-4	3	2	5	4	17	1	0	0	0	34		
Team		3			1	4										
Totals		22-54	3-12	18-20	13	15	28	26	65	13	9	3	5	200		

1st FG %:	5-16	31.3%	2nd FG %:	6-9	66.7%	3rd FG %:	8-14	57.1%	4th FG %:	3-15	20.0%	Game:	22-54	40.7%	Deadball	
3FG %:	0-1	0.0%	1-2	50.0%	1-3	33.3%	1-6	16.7%		3-12	25.0%		3-12	25.0%	Rebounds	
FT %:	0-2	0.0%	8-8	100.0%	8-8	100.0%	2-2	100.0%		18-20	90.0%		18-20	90.0%		1

USF 81 • 4-0

#	Player	Total			3-Ptr			Rebounds			PF	TP	A TO Blk Stl			Min
		FG-FGA	FG-FGA	FT-FTA	FG-FGA	FG-FGA	FT-FTA	Off	Def	Tot						
11	PUJOL, Ariadna	10-13	2-4	1-1	0	3	3	3	23	2	4	0	1	35		
12	JESPERSEN, Maria	1-5	0-1	2-2	4	1	5	1	4	1	4	0	0	24		
22	FLORES, Laia	2-9	0-3	8-12	2	1	3	1	12	8	1	0	0	40		
33	LAKSA, Kitija	11-21	8-13	4-5	0	2	2	3	34	1	2	0	2	39		
45	WEBER, Katelyn	0-2	0-0	0-0	2	3	5	2	0	0	0	1	0	13		
03	BOND, Jazz	0-0	0-0	0-0	0	0	0	1	0	0	0	0	0	4		
01	FERREIRA, Laura	1-6	1-4	2-2	0	1	1	2	5	1	0	0	0	22		
13	NAGY, Dorottya	0-2	0-0	0-0	1	0	1	2	0	0	1	0	0	21		
23	HENSHAW, Tamara	1-1	0-0	1-4	4	5	9	1	3	1	0	1	0	2		
Team		6			4	10										
Totals		26-59	11-25	18-26	19	20	39	16	81	14	12	2	3	200		

1st FG %:	5-11	45.5%	2nd FG %:	6-19	31.6%	3rd FG %:	9-13	69.2%	4th FG %:	6-16	37.5%	Game:	26-59	44.1%	Deadball	
3FG %:	1-4	25.0%	3-8	37.5%	5-8	62.5%	2-7	28.6%		11-25	44.0%		11-25	44.0%	Rebounds	
FT %:	4-6	66.7%	4-6	66.7%	7-8	87.5%	3-6	50.0%		18-26	69.2%		18-26	69.2%		7

Officials: Rachelle Jones, Krystle Appelman, Luis Gonzalez

Technical fouls: Georgia-None. USF-None.

Attendance: 543

Lucaya Division

Score by periods	1st	2nd	3rd	4th	Total
Georgia	10	21	25	9	65
USF	15	19	30	17	81

GAME 7
GEORGIA 82, KENNESAW STATE 40
 NOV. 29 // STEGEMAN COLISEUM // ATHENS, GA.



Official Basketball Box Score -- Game Totals -- Final Statistics
Kennesaw State vs Georgia
 11/29/16 7 p.m. at Athens, Ga. (Stegeman Coliseum)



Kennesaw State 40 • 1-5

#	Player	Total		3-Ptr		Rebounds			PF	TP	A				Min
		FG-FA	FG-FGA	FT-FTA	Off	Def	Tot	To			Blk	Stl			
22	JOHNSON, Allison	1	1-5	0-0	0-2	0	0	0	3	2	0	6	0	2	17
11	YOUNG, Clara	6	6-13	4-5	0-0	0	2	2	0	16	1	4	0	0	36
23	McPHEE, Deja	9	1-4	0-0	0-0	2	1	3	5	2	0	4	0	2	25
24	WALKER, Icois	9	0-4	0-2	2-2	1	2	3	4	2	2	2	0	3	28
44	SAWYERS, Deandrea	9	4-14	1-3	1-2	1	3	4	0	10	2	3	0	2	33
04	DULKOSKI, Kelly	0	0-3	0-2	0-0	0	1	1	2	0	0	1	0	1	13
12	LANDBY, Alexandra	0	0-0	0-0	0-0	0	0	0	1	0	0	0	0	0	2
25	POLINSKY, Katie	0	0-1	0-0	0-0	1	2	3	2	0	0	1	0	0	16
30	SMITH, Aaron	3	3-5	2-4	0-0	0	1	1	3	8	1	1	0	2	11
31	BRANCH, Chloe	0	0-5	0-0	0-0	2	2	4	0	0	1	0	1	0	19
	Team					3	0	3				1			
Totals			15-54	7-16	3-6	10	14	24	20	40	6	24	0	14	200

1st - FG %:	3-10	30.0%	2nd: 2-10	20.0%	3rd: 4-17	23.5%	4th: 6-17	35.3%	Game: 15-54	27.8%	Deadball
3FG %:	1-1	100.0%	1-3	33.3%	3-7	42.9%	2-5	40.0%	7-16	43.8%	Rebounds
FT %:	0-0	0.0%	0-2	0.0%	1-2	50.0%	2-2	100.0%	3-6	50.0%	2

GAME 9
GEORGIA 67, FURMAN 62
 DEC. 5 // STEGEMAN COLISEUM // ATHENS, GA.



Official Basketball Box Score -- Game Totals -- Final Statistics
 Furman vs Georgia
 12/5/16 7 p.m. at Athens, Ga. (Stegeman Coliseum)



Furman 62 • 4-5

#	Player	Total		3-Ptr		Rebounds			PF	TP	A TO Blk Stl				Min
		FG-FGA	FT-FTA	FG-FGA	FT-FTA	Off	Def	Tot			A	TO	Blk	Stl	
13	Kaitlyn Duncan	0-2	0-0	2-2	1 2 3	0	2	0	1	0	0	0	0	0	11
24	Cierra Carter	4-10	1-4	3-4	1 12 13	3	12	0	3	0	2	4	0	0	40
44	Tiara Wood	0-1	0-0	0-0	0 0 0	1	0	1	0	0	0	0	0	0	12
10	LeJzae Davidson	4-8	3-7	4-6	1 4 5	2	15	1	3	0	1	4	0	0	40
20	Whitney Bunn	3-15	1-8	5-6	0 1 1	3	12	5	7	0	1	4	0	0	40
03	Stephanie Oramas	0-0	0-0	0-0	0 0 0	0	0	0	0	0	0	0	0	0	0+
11	Tierra Hodges	5-13	0-0	1-2	2 2 4	1	11	1	2	0	0	0	0	0	28
12	Tatum Ragsdale	0-0	0-0	0-0	0 0 0	0	0	0	0	0	0	0	0	0	0+
14	DeAnneisha Jackson	4-5	0-0	2-2	2 4 6	4	10	0	3	0	0	0	0	0	29
Team					4 3 7										
Totals		20-54	5-19	17-22	11 28 39	14	62	8	20	0	4	200			

1st - FG %: 61.3 48.2% 2nd: 7-13 53.8% 3rd: 2-12 16.7% 4th: 5-16 31.3% Game: 20-54 37.0% Deadball
 3FG %: 1-2 50.0% 1-6 16.7% 1-2 50.0% 2-5 40.0% 5-19 26.3% Rebounds
 FT %: 2-2 100.0% 8-12 66.7% 5-6 83.3% 2-2 100.0% 17-22 77.3%

Georgia 67 • 6-3

#	Player	Total		3-Ptr		Rebounds			PF	TP	A TO Blk Stl				Min
		FG-FGA	FT-FTA	FG-FGA	FT-FTA	Off	Def	Tot			A	TO	Blk	Stl	
04	Caliya Robinson	9-18	2-4	0-0	2 8 10	4	20	3	3	1	1	40			
23	Halle Washington	3-5	0-0	2-4	0 0 0	4	8	0	2	1	0	12			
11	Pachis Roberts	4-8	3-5	1-2	1 6 7	3	12	5	1	2	3	38			
12	Haley Clark	2-3	0-0	4-6	0 4 4	2	8	6	2	0	0	34			
24	Simone Costa	1-2	1-1	3-4	1 1 2	4	6	2	2	1	0	22			
01	Shanea Armbrister	1-4	0-1	0-0	0 1 1	1	2	0	2	0	0	20			
03	Stephanie Paul	0-1	0-1	0-0	0 0 0	1	0	1	0	1	0	6			
33	Mackenzie Ingram	4-14	1-4	2-2	0 2 2	2	11	2	1	0	1	28			
Team					2 4 6										
Totals		24-55	7-16	12-18	6 26 32	21	67	18	14	5	5	200			

1st - FG %: 61.5 40.0% 2nd: 5-14 35.7% 3rd: 5-11 45.5% 4th: 8-15 53.3% Game: 24-55 43.6% Deadball
 3FG %: 3-5 60.0% 2-6 33.3% 1-2 50.0% 1-2 50.0% 7-16 43.8% Rebounds
 FT %: 2-2 100.0% 2-4 50.0% 6-8 75.0% 12-18 66.7%

Officials: Scott Yarbrough, Beverly Roberts and Felicia Grinter
 Technical fouls: Furman-None. Georgia-None.
 Attendance: 2078

Score by periods	1st	2nd	3rd	4th	Total
Furman	15	23	10	14	62
Georgia	17	14	13	23	67

GAME 10
GEORGIA 51, CINCINNATI 48
 DEC. 15 // FIFTH THIRD ARENA // CINCINNATI, OHIO



Official Basketball Box Score -- Game Totals -- Final Statistics
 Georgia vs Cincinnati
 12/15/16 12:00 pm ET at Cincinnati, Ohio (Fifth Third Arena)



Georgia 51 • 7-3

#	Player	Total		3-Ptr		Rebounds			PF	TP	A TO Blk Stl				Min
		FG-FGA	FT-FTA	FG-FGA	FT-FTA	Off	Def	Tot			A	TO	Blk	Stl	
04	Caliya Robinson	5-8	0-1	0-0	2 4 6	4	10	3	1	2	2	25			
11	Pachis Roberts	5-11	1-3	3-5	4 4 8	2	14	2	3	0	6	40			
12	Haley Clark	3-7	0-0	2-2	0 6 6	0	8	4	3	0	1	40			
23	Halle Washington	0-3	0-0	0-0	0 0 0	4	0	1	4	0	0	12			
24	Simone Costa	3-11	2-7	3-4	1 3 4	4	11	2	0	1	2	29			
01	Shanea Armbrister	0-3	0-1	0-0	0 0 0	1	0	0	1	0	0	10			
03	Stephanie Paul	0-6	0-0	0-0	1 3 4	2	0	0	3	0	2	14			
33	Mackenzie Ingram	4-8	0-0	0-0	2 4 6	3	8	2	3	2	2	30			
Team					0 1 1										
Totals		20-57	3-12	8-11	10 25 35	20	51	14	18	5	15	200			

1st - FG %: 61.6 37.5% 2nd: 4-12 33.3% 3rd: 6-14 42.9% 4th: 4-15 26.7% Game: 20-57 35.1% Deadball
 3FG %: 1-3 33.3% 2-5 40.0% 0-2 0.0% 3-12 25.0% Rebounds
 FT %: 1-1 100.0% 2-2 100.0% 3-6 50.0% 8-11 72.7%

Cincinnati 48 • 6-4

#	Player	Total		3-Ptr		Rebounds			PF	TP	A TO Blk Stl				Min
		FG-FGA	FT-FTA	FG-FGA	FT-FTA	Off	Def	Tot			A	TO	Blk	Stl	
03	OWENS, Ana	3-15	2-6	0-0	0 3 3	1	11	3	4	0	1	40			
13	TARVER, Brandey	0-0	0-0	0-0	1 1 2	2	0	0	0	0	0	16			
21	JOHNSON, Shanice	6-11	1-1	6-7	7 6 13	4	19	1	4	1	2	32			
22	QUISSEBERRY, Bianca	1-6	1-3	2-4	0 5 5	2	5	2	3	0	1	30			
25	WARREN, Chelsea	1-2	0-0	0-4	1 2 3	2	1	3	0	1	0	26			
02	GOINGS, Nikira	1-4	1-4	2-2	0 1 1	3	5	0	1	0	1	17			
04	RIZOR, Angel	0-0	0-0	0-0	1 1 2	0	0	0	2	0	0	4			
12	MILLER, Antoinette	2-5	0-0	0-0	1 1 2	2	4	1	3	0	1	23			
20	BENHAM, Maya	1-4	0-0	0-0	0 2 2	0	2	0	0	1	0	10			
32	COLEMAN, Tinee'sha	0-1	0-1	0-0	0 0 0	0	0	0	0	0	0	2			
Team					2 3 5										
Totals		15-48	5-15	13-21	13 25 38	17	48	8	22	1	8	200			

1st - FG %: 4-10 40.0% 2nd: 4-12 33.3% 3rd: 3-15 20.0% 4th: 4-11 36.4% Game: 15-48 31.3% Deadball
 3FG %: 2-3 66.7% 1-4 25.0% 0-5 0.0% 2-3 66.7% Rebounds
 FT %: 6-8 75.0% 1-3 33.3% 2-4 50.0% 4-6 66.7%

Officials: Bryan Brunette, Rachelle Jones, Kevin Petthel
 Technical fouls: Georgia-None. Cincinnati-JOHNSON, Shanice.
 Attendance: 569

Score by periods	1st	2nd	3rd	4th	Total
Georgia	14	12	15	10	51
Cincinnati	16	10	8	14	48

GAME 11
VIRGINIA 66, GEORGIA 43
 DEC. 19 // STEGEMAN COLISEUM // ATHENS, GA



Official Basketball Box Score -- Game Totals -- Final Statistics
 Virginia vs Georgia
 12/19/16 7 p.m. ET at Athens, Ga. (Stegeman Coliseum)



Virginia 66 • 8-2

#	Player	Total		3-Ptr		Rebounds			PF	TP	A TO Blk Stl				Min
		FG-FGA	FT-FTA	FG-FGA	FT-FTA	Off	Def	Tot			A	TO	Blk	Stl	
21	Lauren Moses	2-5	0-0	0-0	2 4 6	2	4	1	3	0	1	23			
04	Dominique Toussaint	5-10	1-3	2-3	1 2 3	2	13	2	3	0	1	25			
12	Breyana Mason	6-13	0-1	0-0	1 0 1	2	12	2	1	0	3	35			
13	Jocelyn Willoughby	4-9	0-0	5-6	4 6 10	3	13	0	4	0	6	31			
23	Aiyah Hulan El	1-6	0-4	2-2	0 5 5	1	4	0	4	0	0	24			
02	JaeLisa Allen	0-0	0-0	0-0	1 0 1	0	0	0	0	0	0	1			
10	J'Kyra Brown	2-5	1-1	0-0	0 3 3	2	5	1	1	0	0	22			
14	Lisa Jablonowski	3-4	1-1	0-0	1 0 1	2	7	2	2	0	0	14			
30	Felicia Aiyetotan	4-7	0-0	0-0	2 7 9	1	8	1	2	2	0	15			
32	Mone Jones	0-2	0-0	0-0	0 0 0	0	0	0	0	0	0	8			
35	Shakyna Payne	0-1	0-0	0-0	0 0 0	0	0	0	0	0	0	2			
Team					2 1 3										
Totals		27-62	3-10	9-11	14 28 42	15	66	13	16	2	12	200			

1st - FG %: 8-13 61.5% 2nd: 5-19 26.3% 3rd: 8-16 50.0% 4th: 6-14 42.9% Game: 27-62 43.5% Deadball
 3FG %: 1-3 33.3% 1-1 100.0% 0-2 0.0% 1-4 25.0% Rebounds
 FT %: 2-2 100.0% 2-3 66.7% 3-4 75.0% 2-2 100.0% 9-11 81.8%

Georgia 43 • 7-4

#	Player	Total		3-Ptr		Rebounds			PF	TP	A TO Blk Stl				Min
		FG-FGA	FT-FTA	FG-FGA	FT-FTA	Off	Def	Tot			A	TO	Blk	Stl	
04	Caliya Robinson	4-7	0-0	2-5		1	8	9	2	10	2	3	1	2	28
23	Halle Washington	2-4	0-0	2-6		0	2	2	2	6	0	0	1	0	13
11	Pachis Roberts	0-5	0-1	0-0		3	3	6	2	0	3	3	0	1	30
12	Haley Clark	0-2	0-0	0-0		1	1	2	4	0	3	3	0	1	19
24	Simone Costa	1-7	1-4	3-4		0	1	1	0	6	1	3	0	0	34
01	Shanea Armbrister	0-3	0-2	1-2		2	5	7	0	1	1	2	0	1	14
03	Stephanie Paul	1-8	0-2	0-0		1	0	1	1	2	1	5	0	1	24
33	Mackenzie Ingram	8-15	2-4	0-2		2	2	4	1	18	1	1	0	2	38
	Team					2	1	3							
	Totals	16-51	3-13	8-19		12	23	35	12	43	12	20	2	8	200

GAME 13
GEORGIA 78, WESTERN CAROLINA 43
 DEC. 28 // STEGEMAN COLISEUM // ATHENS, GA.



Official Basketball Box Score -- Game Totals -- Final Statistics
 Western Carolina vs Georgia
 12/28/16 2 p.m. ET at Athens, Ga. (Stegeman Coliseum)



Western Carolina 43 • 4-10

#	Player	Total		3-Ptr		Rebounds			PF	TP	A TO Blk Stl				Min
		FG-FGA	FT-FTA	FG-FGA	FT-FTA	Off	Def	Tot			A	TO	Blk	Stl	
11	Sherae Bonner	5-12	1-1	0-0	3 5 8	2	11	1	4	1	1	31			
52	Emily Hatfield	1-3	1-2	0-0	2 1 3	5	3	0	1	0	0	15			
03	Kyla Hough	0-4	0-0	0-0	1 0 1	3	0	2	5	0	0	25			
04	Lauren LaPlant	0-4	0-4	0-0	1 1 2	1	0	1	0	0	0	20			
23	JonTay Mitchem	1-6	0-0	0-2	0 2 2	2	2	1	3	0	2	24			
12	Nikki Johnson	3-7	2-4	0-0	1 1 2	2	8	1	2	0	0	20			
20	Angel Allen	1-3	0-1	0-1	2 0 2	0	2	0	2	0	1	12			
31	Raziyah Farrington	1-5	0-1	0-0	0 2 2	2	2	2	3	0	0	19			
32	Tembre Moates	3-7	0-1	2-4	2 1 3	1	8	0	2	1	2	21			
34	Julia Brown	3-3	0-0	1-2	1 1 2	2	7	1	1	0	0	13			
	Team				3 2 5				1						
	Totals	18-54	4-14	3-9	16 16 32	20	43	9	23	2	5	200			
1st - FG %:		4-13	30.8%	2nd - 6-17	35.3%	3rd - 4-14	28.6%	4th - 4-10	40.0%	Game - 18-54	33.3%	Deadball			
3FG %:		0-2	0.0%	3-6	50.0%	1-4	25.0%	4-14	28.6%	4-14	28.6%	Rebounds			
FT %:		0-0	0.0%	0-2	0.0%	0-3	0.0%	3-4	75.0%	3-9	33.3%	3			

Georgia 78 • 8-5

#	Player	Total		3-Ptr		Rebounds			PF	TP	A TO Blk Stl				Min
		FG-FA	FT-FTA	FG-FA	FT-FTA	Off	Def	Tot			A	TO	Blk	Stl	
11	Pachis Roberts	f	12-16	1-2	4-4	3	8	11	3	29	4	1	2	3	30
23	Halle Washington	f	1-3	0-0	0-0	1	1	2	4	2	0	3	0	1	17
03	Mackenzie Engram	f	5-9	1-1	3-7	0	9	9	2	14	1	1	2	3	33
12	Haley Clark	g	0-1	0-0	0-0	0	0	0	5	0	1	3	0	1	11
24	Simone Costa	g	5-9	2-3	2-3	1	3	4	0	14	4	2	0	1	40
01	Shanea Armbrister	f	5-7	1-2	2-4	1	0	1	1	13	2	2	0	1	36
03	Stephanie Paul	f	1-5	0-1	2-2	0	2	2	1	4	3	3	2	2	29
25	Ari Henderson	f	1-2	0-0	0-0	0	0	0	0	2	0	0	0	1	4
Team						3	0	3							
Totals			30-52	5-9	13-20	9	23	32	16	78	15	15	6	13	200
1st - FG %: 7-13 53.8% 2nd: 8-13 61.5% 3rd: 9-16 56.3% 4th: 6-10 60.0% Game: 30-52 57.7% Deadball															
3FG %: 1-3 33.3% 3-3 100.0% 1-3 33.3% 5-9 55.6% 5-9 55.6% Rebounds															
FT %: 2-2 100.0% 6-10 60.0% 5-6 83.3% 13-20 65.0% 13-20 65.0% 4															

Officials: Denise Brooks, Metta Roberts and Kim Thebo
 Technical fouls: Western Carolina-None. Georgia-None.
 Attendance: 2754

Score by periods	1st	2nd	3rd	4th	Total
Western Carolina	8	15	8	12	43
Georgia	17	25	24	12	78

GAME 14
MISSOURI 63, GEORGIA 45
 JAN. 1 // MIZZOU ARENA // COLUMBIA, MO.



Official Basketball Box Score -- Game Totals -- Final Statistics
 Georgia vs Missouri
 01/01/17 12 p.m. at Missouri Arena



Georgia 45 • 8-6, 0-1

#	Player	Total		3-Ptr		Rebounds			PF	TP	A TO Blk Stl				Min
		FG-FGA	FT-FTA	FG-FGA	FT-FTA	Off	Def	Tot			A	TO	Blk	Stl	
04	Caliya Robinson	1-7	0-1	0-0	0 3 3	0	2	1	2	0	1	22			
11	Pachis Roberts	7-15	2-5	0-0	3 4 7	4	16	1	3	0	3	35			
33	Mackenzie Engram	0-1	0-1	3-4	2 3 5	4	3	0	0	0	0	19			
12	Haley Clark	1-8	0-0	4-4	0 1 1	3	6	4	6	0	2	40			
24	Simone Costa	2-8	1-3	1-2	1 4 5	1	6	2	1	0	1	26			
01	Shanea Armbrister	3-11	1-5	0-0	0 4 4	1	7	0	1	0	1	33			
03	Stephanie Paul	1-1	0-0	1-1	0 0 0	0	3	0	0	0	1	8			
23	Halle Washington	1-2	0-0	0-0	0 1 1	2	2	0	2	0	0	17			
	Team				1 1 2										
	Totals	16-53	4-15	9-11	7 21 28	15	45	8	16	0	9	200			
1st - FG %:		5-18	27.8%	2nd - 7-12	58.3%	3rd - 1-9	11.1%	4th - 3-14	21.4%	Game - 16-53	30.2%	Deadball			
3FG %:		1-5	20.0%	1-3	33.3%	2-5	40.0%	4-15	26.7%	4-15	26.7%	Rebounds			
FT %:		0-0	0.0%	3-3	100.0%	4-6	66.7%	2-2	100.0%	9-11	81.8%	2			

Mizzou 63 • 11-4, 1-0

#	Player	Total		3-Ptr		Rebounds			PF	TP	A TO Blk Stl				Min
		FG-FGA	FT-FTA	FG-FGA	FT-FTA	Off	Def	Tot			A	TO	Blk	Stl	
04	PORTER, Cierra	6-12	0-1	8-8	1 11 12	1	20	0	0	2	1	33			
01	DOTY, Lianna	2-4	0-1	1-2	0 3 3	2	5	5	2	0	2	40			
03	CUNNINGHAM, Sophie	4-13	0-2	1-2	0 9 9	0	9	3	1	0	1	36			
11	CUNNINGHAM, Lindsey	1-3	0-2	2-2	1 0 1	2	4	3	1	0	2	36			
04	MICHAELIS, Sierra	8-15	4-8	0-0	1 3 4	2	20	2	5	0	3	37			
02	ROUNDTREE, Jordan	0-1	0-0	0-3	0 0 0	0	1	0	0	0	0	6			
10	CHAVIS, Jordan	1-1	1-1	0-0	0 0 0	1	3	0	2	0	1	1			
13	SCHUCHTS, Hannah	1-1	0-0	0-0	0 0 0	0	2	0	1	0	0	2			
20	MCDOWELL, Kayla	0-0	0-0	0-0	1 0 1	0	0	0	1	0	0	5			
23	SMITH, Amber	0-1	0-1	0-0	0 1 1	0	0	0	1	0	0	4			
	Team				3 0 3										
	Totals	23-51	5-17	12-14	7 30 37	8	63	14	15	2	10	200			
1st - FG %:		6-13	46.2%	2nd - 7-16	43.8%	3rd - 8-13	61.5%	4th - 2-9	22.2%	Game - 23-51	45.1%	Deadball			
3FG %:		3-5	60.0%	0-5	0.0%	2-4	50.0%	0-3	0.0%	5-17	29.4%	Rebounds			
FT %:		4-4	100.0%	0-0	0.0%	0-0	0.0%	8-10	80.0%	12-14	85.7%	2			

Officials: Eric Brewton, Cameron Inouye, Eric Koch
 Technical fouls: Georgia-None. Missouri-None.
 Attendance: 3879

Score by periods	1st	2nd	3rd	4th	Total
Georgia	11	18	6	10	45
Mizzou	19	14	18	12	63

GAME 15
GEORGIA 69, TEXAS A&M 59
 JAN. 5 // STEGEMAN COLISEUM // ATHENS, GA.



Official Basketball Box Score -- Game Totals -- Final Statistics
 Texas A&M vs Georgia
 1/5/17 7 p.m. ET at Athens, Ga. (Stegeman Coliseum)



Texas A&M 59 • 11-4, 1-1

#	Player	Total		3-Ptr		Rebounds			PF	TP	A TO Blk Stl				Min
		FG-FGA	FT-FTA	FG-FGA	FT-FTA	Off	Def	Tot			A	TO	Blk	Stl	
00	Khaaila Hillsman	7-10	0-0	0-1	7 6 13	4	14	0	2	1	1	38			
05	Anriel Howard	5-11	0-0	4-4	4 7 11	5	14	0	7	0	1	33			
11	Curtcyce Knox	8-22	0-5	1-1	0 0 0	4	17	8	8	0	3	40			
12	Danni Williams	2-12	0-2	6-6	2 2 4	3	10	0	2	0	1	35			
21	Jasmine Lumpkin	1-5	0-0	1-2	1 2 3	3	1	3	1	0	1	28			
03	Taylor Cooper	0-2	0-1	1-2	0 0 0	0	1	0	1	0	0	18			
15	Jasmine Williams	0-2	0-1	0-0	0 1 1	0	0	0	0	0	0	3			
22	Walnatia Wright	0-0	0-0	0-0	0 1 1	2	0	0	0	0	0	3			
25	Rakell Spencer	0-0	0-0	0-0	0 0 0	1	0	0	0	0	0	2			
	Team				5 5 10										
	Totals	23-64	0-9	13-16	19 24 43	22	59	9	25	1	7	200			
1st - FG %:		3-14	21.4%	2nd - 6-13	46.2%	3rd - 8-17	47.1%	4th - 6-20	30.0%	Game - 23-64	35.9%	Deadball			
3FG %:		0-2	0.0%	0-1	0.0%	0-2	0.0%	0-4	0.0%	0-9	0.0%	Rebounds			
FT %:		4-4	100.0%	1-2	50.0%	4-5	80.0%	4-5	80.0%	13-16	81.3%	3			

Georgia 69 • 9-6, 1-1

#	Player	Total		3-Ptr		Rebounds			PF	TP	A TO Blk Stl				Min
		FG-FGA	FT-FTA	FG-FGA	FT-FTA	Off	Def	Tot			A	TO	Blk	Stl	
04	Caliya Robinson	5-10	0-1	1-3	3	5	8	3	11	4	9	3	1	32	
11	Pachis Roberts	6-13	1-4	0-0	3	2	5	5	13	4	0	0	4	32	
12	Haley Clark	1-3	0-0	5-8	1	6	7	3	7	6	1	1	1	35	
24	Simone Engast	5-10	2-5	1-2	1	2	3	1	13	1	1	0	2	34	
33	Mackenzie Ingram	7-14	0-1	5-6	2	2	4	2	19	0	0	0	3	34	
01	Shanea Armbrister	0-4	0-2	0-0	0	2	2	1	0	0	1	0	0	15	
03	Stephanie Paul	1-1	0-0	0-0	0	1	1	2	0	0	1	0	1	4	
23	Halle Washington	2-4	0-0	0-0	0	2	2	3	4	0	1	2	0	14	
	Team				1	0	1								
	Totals	27-59	3-13	12-19	11	22	33	19	69	16	19	6	12	200	
1st- FG #: 9-17 52.9% 2nd- 8-16 50.0% 3rd- 4-16 25.0% 4th- 11-18 61.1% 5th- 5-11 45.5% Game- 27-59 45.8% Deadball															
3FG- 0-3 0.0% 2-5 40.0% 2-4 50.0% 0-5 0.0% 6-11 54.5% 12-19 63.2% 23-33 69.7% Rebounds															
FT- % 2-4 50.0% 0-1 0.0% 6-11 54.5% 12-19 63.2%															

GAME 17
#5 SOUTH CAROLINA 66, GEORGIA 63
 JAN. 12 // COLONIAL LIFE ARENA // COLUMBIA, S.C.



Official Basketball Box Score -- Game Totals -- Final Statistics
 Georgia vs #5/5 South Carolina
 01/12/17 7 p.m. at Columbia, S.C./Colonial Life Arena



Georgia 63 • 10-7 (2-2 SEC)

#	Player	Total		3-Ptr		Rebounds			PF	TP	A TO Blk Stl				Min
		FG-FGA	FT-FTA	FG-FGA	FT-FTA	Off	Def	Tot			A	TO	Blk	Stl	
04	Caliya Robinson	6-10	1-1	1-2	2 8 10	3	14	1	3	2	1	21			
33	Mackenzie Engram	3-11	3-5	2-4	1 4 5	4	11	1	2	0	0	24			
11	Pachis Roberts	8-13	1-2	0-0	3 5 8	4	17	2	2	1	2	37			
12	Haley Clark	2-4	0-0	3-6	0 2 2	2	7	8	4	0	1	40-			
24	Simone Costa	0-1	0-1	0-0	0 1 1	1	0	0	0	0	0	11			
01	Shanea Armbrister	2-8	1-4	2-2	1 4 5	2	7	4	0	0	0	29			
03	Stephanie Paul	3-7	1-2	0-0	2 0 2	3	7	0	3	1	0	15			
23	Halle Washington	0-3	0-0	0-0	0 4 4	3	0	3	4	0	0	23			
Team					2 1 3										
Totals		24-57	7-15	8-14	11 29 40	22	63	19	18	4	4	200			

1st - FG %: 3-16 18.8% 2nd: 8-16 50.0% 3rd: 4-10 40.0% 4th: 9-15 60.0% Game: 24-57 42.1% Deadball
 3FG %: 1-4 25.0% 2-3 66.7% 1-2 50.0% 3-6 50.0% 7-15 46.7% Rebounds
 FT %: 0-0 0.0% 2-2 100.0% 4-8 50.0% 2-4 50.0% 8-14 57.1% 3,2

#5/5 South Carolina 66 • 14-1 (4-0 SEC)

#	Player	Total		3-Ptr		Rebounds			PF	TP	A TO Blk Stl				Min
		FG-FGA	FT-FTA	FG-FGA	FT-FTA	Off	Def	Tot			A	TO	Blk	Stl	
21	HERBERT HARRIGAN, M.	0-4	0-0	0-0	1 1 2	0	0	0	3	0	0	0	25		
41	COATES, Alaina	4-7	0-0	4-6	4 7 11	4	12	1	0	0	2	30			
03	DAVIS, Kaela	1-10	0-2	2-2	0 3 3	2	4	2	2	0	3	27			
10	GRAY, Allisha	4-11	1-3	5-6	3 4 7	2	14	1	1	0	1	26			
52	HARRIS, Tyasha	3-8	3-7	2-2	1 3 4	3	11	3	2	2	4	31			
00	PATRICK, Victoria	0-0	0-0	0-0	0 0 0	0	0	0	0	0	1	0	4		
04	CUEVAS-MOORE, Bianca	10-17	2-5	3-6	0 2 2	2	25	3	2	0	2	36			
01	CLINEY, Doniyah	0-3	0-1	0-0	1 3 4	1	0	1	1	0	1	21			
Team					0 1 1										
Totals		22-60	6-18	16-22	10 24 34	14	66	11	11	1	13	200			

1st - FG %: 8-18 44.4% 2nd: 1-12 8.3% 3rd: 6-13 46.2% 4th: 7-17 41.2% Game: 22-60 36.7% Deadball
 3FG %: 2-6 33.3% 1-4 25.0% 2-5 40.0% 1-3 33.3% 6-18 33.3% Rebounds
 FT %: 2-2 100.0% 7-8 87.5% 3-6 50.0% 4-6 66.7% 16-22 72.7% 3,1

Officials: Jesse Dickerson, Felicia Grinter, Gina Cross
 Technical fouls: Georgia-Halle Washington. #5/5 South Carolina-COATES, Alaina.
 Attendance: 12043

Score by periods	1st	2nd	3rd	4th	Total
Georgia	7	20	13	23	63
#5/5 South Carolina	20	10	17	19	66

GAME 18
KENTUCKY 82, GEORGIA 61
 JAN. 15 // MEMORIAL COLISEUM // LEXINGTON, KY.



Official Basketball Box Score -- Game Totals -- Final Statistics
 Georgia vs KENTUCKY
 01/15/17 3:02 pm at Memorial Coliseum - Lexington, KY



Georgia 61 • 10-8, 2-3

#	Player	Total		3-Ptr		Rebounds			PF	TP	A TO Blk Stl				Min
		FG-FGA	FT-FTA	FG-FGA	FT-FTA	Off	Def	Tot			A	TO	Blk	Stl	
04	Caliya Robinson	1-5	0-0	0-0	0 2 2	0	2	0	2	0	1	0	0	15	
12	Haley Clark	0-1	0-0	0-2	0 0 0	4	0	4	0	2	3	0	0	21	
33	Mackenzie Engram	1-9	0-2	2-2	2 3 5	3	4	1	0	3	0	0	19		
01	Shanea Armbrister	5-9	3-3	0-0	1 4 5	2	13	1	1	0	0	38			
11	Pachis Roberts	8-17	1-3	3-6	5 1 6	2	20	1	1	1	1	39			
03	Stephanie Paul	4-8	1-2	0-0	0 0 0	3	9	2	0	0	0	27			
23	Halle Washington	0-2	0-0	3-4	0 4 4	3	1	0	2	2	18				
24	Simone Costa	3-5	1-1	3-3	1 2 3	2	10	4	6	0	0	23			
Team					0 3 3										
Totals		22-56	6-11	11-17	9 19 28	20	61	12	12	6	3	200			

1st - FG %: 2-14 14.3% 2nd: 4-14 28.6% 3rd: 10-13 76.9% 4th: 6-15 40.0% Game: 22-56 39.3% Deadball
 3FG %: 0-2 0.0% 0-0 0.0% 3-5 60.0% 6-8 75.0% Rebounds
 FT %: 0-2 0.0% 2-2 100.0% 3-5 60.0% 6-8 75.0% 11-17 64.7% 4,1

KENTUCKY 82 • 12-6, 3-2

#	Player	Total		3-Ptr		Rebounds			PF	TP	A TO Blk Stl				Min
		FG-FGA	FT-FTA	FG-FGA	FT-FTA	Off	Def	Tot			A	TO	Blk	Stl	
13	Akhatov, Evelyn	10-15	0-0	4-8	6 10 16	2	24	0	2	2	2	30			
45	Rice, Alyssa	2-4	0-0	2-4	1 1 2	5	6	0	1	0	2	18			
04	Morris, Maci	3-9	1-4	0-0	0 5 5	1	7	2	2	2	0	35			
24	Murray, Taylor	4-8	0-1	6-6	1 2 3	2	14	3	0	0	1	23			
25	Epps, Makayla	5-8	2-3	1-2	0 2 2	0	13	6	2	0	0	33			
00	Halsei, LaShae	0-0	0-0	0-0	0 0 0	0	0	0	0	0	0	2			
20	Poffenberger, Paige	0-0	0-0	0-0	0 0 0	1	0	1	0	1	0	4			
32	Cann, Makenzie	4-10	3-7	0-0	2 3 5	1	11	3	2	0	0	31			
22	Roper, Jaide	2-4	1-1	2-2	0 2 2	2	7	4	1	0	0	24			
Team					2 1 3										
Totals		30-58	7-16	15-22	12 26 38	14	82	18	11	4	5	200			

1st - FG %: 8-14 57.1% 2nd: 9-15 60.0% 3rd: 9-14 64.3% 4th: 4-15 26.7% Game: 30-58 51.7% Deadball
 3FG %: 2-3 66.7% 2-5 40.0% 2-3 66.7% 7-9 77.8% Rebounds
 FT %: 5-9 55.6% 1-1 100.0% 2-3 66.7% 7-9 77.8% 15-22 68.2% 3,1

Officials: Beverly Roberts, William Smith, Brian Garland
 Technical fouls: Georgia-None. KENTUCKY-None.
 Attendance: 5608

Score by periods	1st	2nd	3rd	4th	Total
Georgia	4	10	26	21	61
KENTUCKY	23	21	21	17	82

GAME 19
FLORIDA 78, GEORGIA 66
 JAN. 22 // STEGEMAN COLISEUM // ATHENS, GA.



Official Basketball Box Score -- Game Totals -- Final Statistics
 Florida vs Georgia
 1/22/17 1 p.m. ET at Athens, Ga. (Stegeman Coliseum)



Florida 78 • 10-9, 1-5 SEC

#	Player	Total		3-Ptr		Rebounds			PF	TP	A TO Blk Stl				Min
		FG-FGA	FT-FTA	FG-FGA	FT-FTA	Off	Def	Tot			A	TO	Blk	Stl	
00	Washington, Delicia	6-18	0-1	2-5	1 2 3	4	14	0	2	0	0	23			
01	Williams, Ronni	4-8	0-0	8-9	3 4 7	2	16	1	4	0	1	31			
11	Anderson, Dyandra	4-9	0-1	5-8	4 2 6	4	13	4	1	0	2	34			
23	Copeland, Brooke	3-9	3-9	0-0	1 4 5	4	9	3	1	0	3	37			
44	Lorenzen, Haley	4-11	0-1	3-4	5 5 10	4	11	1	4	1	2	33			
05	Portakal, Elif	1-1	0-0	1-2	0 1 1	1	3	0	0	0	0	7			
15	Searcy, Sydney	0-1	0-0	0-0	0 0 0	0	0	0	1	0	0	3			
22	Morang, Sydney	1-4	1-4	0-0	0 2 2	3	1	0	1	1	16				
24	Fleming, Tyshara	3-5	0-0	1-2	1 2 3	5	7	1	2	0	3	16			
Team					2 3 5										
Totals		26-66	4-16	20-30	17 25 42	26	76	12	14	2	12	200			

1st - FG %: 6-19 31.6% 2nd: 7-13 53.8% 3rd: 7-18 38.9% 4th: 6-16 37.5% Game: 26-66 39.4% Deadball
 3FG %: 0-3 0.0% 1-3 33.3% 2-4 50.0% 4-16 25.0% Rebounds
 FT %: 3-5 60.0% 5-8 62.5% 7-10 70.0% 20-30 66.7% 1

Georgia 68 • 10-9, 2-4 SEC

#	Player	Total		3-Ptr		Rebounds			PF	TP	A TO Blk Stl				Min
		FG-FGA	FT-FTA	FG-FGA	FT-FTA	Off	Def	Tot			A	TO	Blk	Stl	
01	Shanea Armbrister	0-5	0-3	0-2	1 1 2	1	0	1	0	0	0	0	19		
04	Caliya Robinson	0-3	0-2	2-2	1 8 9	3	2	2	1	4	0	21			
11	Pachis Roberts	5-12	1-5	15-16	3 6 9	5	26	2	2	4	0	36			
12	Haley Clark	2-4	0-0	0-0	0 8 8	5	4	5	5	0	2	31			
33	Mackenzie Engram	7-14	0-3	4-5	1 1 2	2	18	1	2	0	3	37			
03	Stephanie Paul	3-9	1-5	0-0	1 4 5	3	7	1	5	1	0	25			
23	Halle Washington	2-4	0-0	0-0	1 2 3	4	4	1	0	2	0	19			
24	Simone Costa	2-4	2-2	1-2	0 0 0	3	7	1	0	0	1	12			
Team					3 2 5										
Totals		21-55	4-20	22-27	11 32 43	26	68	14	18	7	6	200			

1st - FG %: 5-12 41.7% 2nd: 7-14 50.0% 3rd: 9-15 60.0% 4th: 6-14 42.9% Game: 21-55 38.2% Deadball
 3FG %: 0-4 0.0% 0-4 0.0% 2-4 50.0% 2-4 50.0% Rebounds
 FT %: 6-7 85.7% 2-2 100.0% 11-12 91.7% 22-27 81.5% 3

Officials: Roy Gubeyan, Amy Bonner and Jennifer Rezac
 Technical fouls: Florida-None. Georgia-None.
 Attendance: 4181

Score by periods	1st	2nd	3rd	4th	Total
Florida	15	20	21	20	76
Georgia	16	17	10	25	68

GAME 20
#5 SOUTH CAR

GAME 21
OLE MISS 69, GEORGIA 62
 JAN. 29 // THE PAVILION // OXFORD, MISS.



Official Basketball Box Score -- Game Totals -- Final Statistics
 Georgia vs Ole Miss
 01/29/17 2 PM at Oxford, Miss. (The Pavilion at Ole Miss)



Georgia 62 • 10-11, 2-6 SEC

#	Player	Total		3-Ptr		Rebounds			PF	TP	A TO Blk Stl				Min
		FG-FGA	FT-FTA	FG-FGA	FT-FTA	Off	Def	Tot			A	T	B	S	Min
04	Caliya Robinson	2-5	0-0	1-4	1 2 3	1	5	0	2	0	1	18			
33	Mackenzie Engram	7-14	2-7	3-4	2 5 7	1	19	1	3	0	2	34			
01	Shanea Armbrister	3-6	1-3	0-0	1 4 5	4	7	2	3	0	2	29			
11	Pachis Roberts	7-14	2-8	1-2	1 4 5	4	17	5	4	0	1	37			
12	Haley Clark	0-2	0-0	2-4	0 5 5	4	2	5	6	0	1	37			
03	Stephanie Paul	4-7	1-2	0-0	2 1 3	1	9	0	2	0	0	17			
23	Halle Washington	1-5	0-0	1-2	1 2 3	3	3	1	2	1	2	20			
24	Simone Costa	0-2	0-1	0-0	1 0 1	1	0	0	0	0	0	8			
Team						4 2 6									
Totals		24-55	6-21	8-16	13 25 38	19	62	14	22	1	9	200			
1st - FG %: 7-15 46.7% 2nd - 7-12 58.3% 3rd - 3-9 33.3% 4th - 7-19 36.8% Game - 24-55 43.6% Deadball Rebounds 5															
3FG %: 3-8 37.5% 2-2 100.0% 0-2 0.0% 1-9 11.1% 6-21 28.6% 4-14 28.6% 12-27 44.4%															
FT %: 0-2 0.0% 1-2 50.0% 0-2 0.0% 1-2 50.0% 6-10 60.0% 8-16 50.0%															

Ole Miss 69 • 14-8, 3-6 SEC

#	Player	Total		3-Ptr		Rebounds			PF	TP	A TO Blk Stl				Min
		FG-FGA	FT-FTA	FG-FGA	FT-FTA	Off	Def	Tot			A	T	B	S	Min
10	Muhate, Cecilia	0-0	0-0	0-0	1 1 2	0	0	1	0	0	1	12			
50	Manuel, Taylor	3-3	0-0	0-0	0 2 2	4	6	0	2	1	0	16			
05	Sisk, Erika	1-4	0-2	0-0	0 3 3	0	2	2	1	0	0	15			
20	Muhammad, Madinah	6-16	4-12	3-4	2 2 4	3	19	3	1	0	3	37			
23	Sesson, Shandricka	6-17	2-9	2-2	3 5 8	1	16	6	3	1	3	34			
01	Glover, Bree	0-1	0-1	0-0	1 2 3	1	0	0	2	0	1	9			
11	Joseph, Shequaila	0-3	0-3	2-2	0 6 6	1	2	1	2	0	1	30			
25	Alston, Alissa	4-8	1-2	3-4	0 0 0	2	12	6	2	0	1	25			
42	Gibson, Shelby	4-6	0-1	4-6	2 0 2	2	12	0	1	0	0	22			
Team						1 0 1									
Totals		24-58	7-30	14-18	10 21 31	14	69	19	14	2	10	200			
1st - FG %: 5-15 33.3% 2nd - 5-16 31.3% 3rd - 10-16 62.5% 4th - 4-11 36.4% Game - 24-58 41.4% Deadball Rebounds 3															
3FG %: 0-5 0.0% 2-11 18.2% 5-9 55.6% 0-5 0.0% 7-30 23.3% 14-18 77.8%															
FT %: 2-2 100.0% 2-2 100.0% 5-9 55.6% 0-0 0.0% 10-14 71.4% 14-18 77.8%															

Officials: Dee Kantner, Eric Brewton, Bill Laranee
 Technical fouls: Georgia-None, Ole Miss-Manuel, Taylor.
 Attendance: 1460

Score by periods	1st	2nd	3rd	4th	Total
Georgia	17	17	7	21	62
Ole Miss	12	14	25	18	69

GAME 22
GEORGIA 69, ARKANSAS 66
 FEB. 2 // BUD WALTON ARENA // FAYETTEVILLE, ARK.



Official Basketball Box Score -- Game Totals -- Final Statistics
 Georgia vs ARKANSAS
 02/02/17 7 p.m. at Fayetteville, Ark. (Bud Walton Arena)



Georgia 69 • 11-11, 3-6 SEC

#	Player	Total		3-Ptr		Rebounds			PF	TP	A TO Blk Stl				Min
		FG-FGA	FT-FTA	FG-FGA	FT-FTA	Off	Def	Tot			A	T	B	S	Min
03	Stephanie Paul	0-4	0-2	0-0	2 4 6	2	0	1	1	0	0	21			
33	Mackenzie Engram	2-10	0-2	3-5	2 4 6	1	7	1	2	0	0	20			
01	Shanea Armbrister	5-11	2-5	2-2	3 5 8	0	14	3	1	0	1	27			
11	Pachis Roberts	4-7	2-2	3-4	2 9 11	3	13	3	1	1	1	38			
12	Haley Clark	1-4	0-0	4-8	0 5 5	3	6	9	6	0	0	40			
04	Caliya Robinson	9-14	0-2	2-4	2 7 9	4	20	2	2	7	0	26			
23	Halle Washington	2-3	0-0	1-2	0 1 1	5	5	0	0	1	1	14			
24	Simone Costa	1-4	0-1	2-2	0 0 0	0	4	1	1	0	0	14			
Team						1 1 2									
Totals		24-57	4-14	17-27	12 36 48	18	69	20	14	9	3	200			
1st - FG %: 8-19 42.1% 2nd - 6-13 46.2% 3rd - 7-15 46.7% 4th - 3-10 30.0% Game - 24-57 42.1% Deadball Rebounds 7,2															
3FG %: 2-3 66.7% 0-2 0.0% 2-7 28.6% 0-2 0.0% 4-14 28.6% 12-27 44.4%															
FT %: 0-1 0.0% 4-8 50.0% 2-7 28.6% 0-2 0.0% 8-12 66.7%															

ARKANSAS 66 • 13-9, 2-7 SEC

#	Player	Total		3-Ptr		Rebounds			PF	TP	A TO Blk Stl				Min
		FG-FGA	FT-FTA	FG-FGA	FT-FTA	Off	Def	Tot			A	T	B	S	Min
00	JACKSON, JESSICA	6-23	3-10	11-16	5 0 5	3	26	1	1	2	0	34			
22	ZIMMERMAN, BAILEY	2-8	1-5	0-0	1 3 4	2	5	0	0	0	0	24			
10	WILLIAMS, KIARA	3-5	0-0	0-3	5 2 7	0	6	2	1	0	1	22			
03	MONK, MALICA	3-13	0-3	1-4	1 3 4	3	7	4	3	0	3	36			
14	MASON, JAILYN	3-11	2-3	0-0	1 3 4	4	8	3	3	0	3	26			
02	WILSON, AALIYAH	1-9	0-2	0-0	2 1 3	0	2	1	0	1	0	9			
04	SWENSON, KEIRYN	1-3	1-2	0-0	0 1 1	3	3	0	0	0	1	14			
20	STOUT, SYDNEY	0-2	0-0	0-0	1 1 2	0	0	0	0	0	0	6			
21	COSPER, DEVIN	3-5	0-0	0-0	0 2 2	5	9	1	0	1	1	24			
35	COOLEY, ALECIA	0-0	0-0	0-0	0 0 0	1	0	0	0	0	0	5			
Team						8 7 15									
Totals		22-79	10-31	12-23	24 23 47	23	66	12	9	4	9	200			
1st - FG %: 5-21 23.8% 2nd - 6-21 28.6% 3rd - 4-16 25.0% 4th - 3-10 30.0% Game - 22-79 27.9% Deadball Rebounds 6,1															
3FG %: 3-10 30.0% 3-6 50.0% 1-7 14.3% 3-8 37.5% 10-31 32.3% 12-23 52.2%															
FT %: 3-4 75.0% 1-5 20.0% 1-2 50.0% 3-8 37.5%															

Officials: Beverly Roberts, Felicia Grinter, Bruce Morris

Technical fouls: Georgia-None, ARKANSAS-None.

Attendance: 1603

Estimated Actual Attendance: 589

Fouled Out: Georgia, #23 Washington (1:39 4Q)

Fouled Out: Arkansas, #21 Cosper (0:09.3 4Q)

Score by periods	1st	2nd	3rd	4th	Total
Georgia	18	16	21	14	69
ARKANSAS	16	16	10	24	66

GAME 23
GEORGIA 81, #25 TENNESSEE 78 (2 OT)
 FEB. 5 // STEGEMAN COLISEUM // ATHENS, GA.



Official Basketball Box Score -- Game Totals -- Final Statistics
 #25 Tennessee vs Georgia
 02/05/17 4:00 p.m. at Athens, Ga. (Stegeman Coliseum)



#25 Tennessee 78 • 15-8, 6-4

#	Player	Total		3-Ptr		Rebounds			PF	TP	A To Blk Stl				Min
		FG-FGA	FT-FTA	FG-FGA	FT-FTA	Off	Def	Tot			A	To	Blk	Stl	
00	Reynolds, Jordan	-	2-7	0-3	1-1	1	2	3	0	5	7	3	0	0	50
00	Jackson, Meme	-	0-6	0-3	1-2	2	1	3	4	1	1	2	0	0	42
11	DeShields, Diamond	-	14-28	1-3	5-5	0	6	6	2	34	3	10	0	4	47
21	Russell, Mercedes	-	11-17	0-0	2-2	2	15	17	4	24	1	3	3	2	49
31	Nared, Jaime	-	1-6	0-1	3-4	1	1	2	5	5	1	1	0	0	29
04	Nunn, Schaquilla	-	0-3	0-0	2-2	2	0	2	1	2	0	0	0	0	12
13	Dunbar, Kortney	-	0-0	0-0	0-0	0	1	1	0	0	0	1	0	0	2
33	Middleton, Alexa	-	2-4	2-4	1-2	0	0	0	0	7	1	3	0	2	19
Team						5	4	9							
Totals			30-71	3-14	15-18	13	30	43	16	78	14	24	3	8	250
1st FG %: 3-13 23.1% 2nd: 5-12 41.7% 3rd: 8-18 44.4% 4th: 5-12 50.0% Game: 30-71 42.3% Rebounds															
SPG %: 0-2 0.0% 0-1 0.0% 0-1 0.0% 0-1 0.0% 5-14 21.4% Defends															
6-6 100.0% 3-4 75.0% 0-0 0.0% 0-0 0.0% 19-18 83.3%															

GAME 25
GEORGIA 57, AUBURN 51
 FEB. 12 // AUBURN ARENA // AUBURN, ALA.



Official Basketball Box Score -- Game Totals -- Final Statistics
 Georgia vs Auburn
 02/12/17 2:00 p.m. at Auburn Arena -- Auburn, Ala.



Georgia 57 • 13-12, 5-7 SEC

#	Player		Total		3-Ptr		Rebounds				PF		TP		A		Bk		Stl	Min
			FG-FA	FT-FTA	FG-FA	FT-FTA	Off	Def	Total	PF	TP	A	To	Bk	Stl					
03	Stephanie Paul	f	2-3	0-0	1-2	2	1	3	0	5	1	1	0	0	0	0	0	12		
11	Pachis Roberts	f	2-5	1-3	1-2	2	2	4	3	6	5	3	2	1	3	9	39			
33	Mackenzie Engram	f	4-7	0-0	4-4	5	5	10	4	12	2	2	3	1	3	3	33			
01	Shanea Armbrister	g	2-9	0-3	5-6	1	3	4	1	9	1	3	0	1	3	5	35			
12	Haley Clark	g	0-0	0-0	0-0	0	1	1	5	0	3	6	0	0	0	9	9			
04	Caliya Robinson	g	6-14	1-2	0-0	2	6	8	3	13	2	2	3	1	3	0	30			
23	Halle Washington	g	2-4	0-0	2-2	0	3	3	4	6	0	1	0	1	1	11	11			
24	Simone Costa	g	1-5	1-4	3-4	0	6	6	3	6	2	4	0	1	1	31	31			
Team																				
Totals			19-47	3-12	16-20	15	32	47	23	57	16	22	8	6	200					
1st - FG %:			4-13	30.8%	2nd: 6-14	42.9%	3rd: 4-7	57.1%	4th: 5-13	38.5%	Game:		19-47	40.4%	Deadball		Rebounds		2,1	
3FG %:			2-5	40.0%	0-3	0.0%	1-2	50.0%	0-2	0.0%	3-12		25.0%	2-12		16.7%				
FT %:			4-4	100.0%	0-0	0.0%	7-10	70.0%	5-6	83.3%	16-20		80.0%	7-8		87.5%				

Auburn 51 • 15-11, 5-7 SEC

#	Player		Total	3-Ptr	Rebounds													
			FG-FGA	FG-FGA	FT-FTA	Off	Def	TP	PF	TP	A	To	Blk	Stl			Min	
15	Jones,Jasmine	f	0-1	0-0	1-2	4	1	5	4	1	0	1	0	0	20		20	
23	Jones,Jessica	f	0-1	0-0	1-2	2	3	5	5	1	0	2	1	2	27		27	
10	Montgomery,Brandy	g	5-12	2-7	4-4	0	0	0	0	16	1	1	0	2	26		26	
13	Frerking,Katie	g	4-20	2-9	3-4	2	6	8	1	13	3	0	0	2	38		38	
33	McKay,Janiah	g	3-14	1-2	5-9	0	0	0	0	12	1	2	0	0	28		28	
01	Johnson,Tyra		1-2	1-2	0-0	0	0	0	0	3	0	0	0	1	6		6	
03	Sanders,Erica		0-3	0-0	0-2	2	2	4	4	0	0	1	0	3	25		25	
05	Jones,Emari		0-0	0-0	2-2	0	0	0	0	1	2	1	0	0	6		6	
14	Lewis,Tiffany		1-3	1-3	0-0	0	3	3	3	3	0	2	0	1	15		15	
40	Dieng,Khady		0-1	0-0	0-0	0	0	0	0	0	1	0	0	1	9		9	
	Team					5	0	5										
Totals			14-57	7-23	16-25	15	15	30	20	51	7	9	1	12	200			
1st - FG %:			3-15	20.0%	2nd: 4-13	30.8%	3rd: 3-15	20.0%	4th: 4-14	28.6%	Game: 14-57			24.6%	Deadball			
3FG %:			2-5	40.0%	0-3	0.0%	0-8	0.0%	3-6	50.0%	7-23			30.4%	Rebounds			
FT %:			5-6	83.3%	2-2	100.0%	7-10	70.0%	2-7	28.6%	16-25			64.0%	3-12			
											7-8			87.5%				

Officials: Tina Napier, Brian Hall, Eric Brewton
 Technical fouls: Georgia-None. Auburn-None.
 Attendance: 3464

Score by periods	1st	2nd	3rd	4th	Total
Georgia	14	12	16	15	57
Auburn	13	12	13	13	51

GAME 26
#3 MISSISSIPPI STATE 58, GEORGIA 49
 FEB. 16 // HUMPHREY COLISEUM // STARKVILLE, MISS.



Official Basketball Box Score -- Game Totals -- Final Statistics
 Georgia vs Mississippi State
 02/16/17 7:02 p.m. at Starkville, Miss. (Humphrey Coliseum)



Georgia 49 • 13-13 (5-8 SEC)

#	Player		Total		3-Ptr		Rebounds				PF	TP	A		Blk	Stl	Min
			FG-FA	FT-FTA	FG-FA	FT-FTA	Off	Def	Tot	Off			Def				
20	Stephanie Paul	f	1-4	0-1	3-3	2	1	3	3	5	1	0	0	0	0	18	
33	Mackenzie Engram	f	4-11	1-2	0-0	4	3	7	5	9	2	0	0	3	26		
01	Shanea Armbrister	g	3-5	1-3	0-0	0	4	4	3	7	2	3	0	1	29		
11	Pachis Roberts	g	1-6	0-3	2-2	3	1	4	4	4	1	4	1	1	40		
12	Haley Clark	g	2-4	0-0	1-1	0	1	1	4	5	3	3	0	0	23		
04	Caliya Robinson	g	6-16	0-2	1-2	3	5	8	1	13	2	2	3	1	32		
23	Halle Washington	g	3-6	0-0	0-0	2	2	4	4	6	0	2	0	0	15		
24	Simone Costa	g	0-5	0-1	0-0	0	1	1	1	0	1	3	0	1	17		
Team						4	1	5									
Totals			20-57	2-12	7-8	18	19	37	25	49	12	18	2	8	200		
1st - FG %:			4-9	44.4%	2nd: 5-20	25.0%	3rd: 8-15	53.3%	4th: 3-13	23.1%	Game: 20-57		35.1%	Deadball			
3FG %:			0-3	0.0%	0-3	0.0%	2-4	50.0%	0-2	0.0%	3-12		25.0%	Rebounds			
FT %:			3-4	75.0%	0-0	0.0%	3-3	100.0%	1-1	100.0%	7-8		87.5%				

Mississippi State 58 • 26-1 (12-1 SEC)

#	Player	Total				3-Ptr		Rebounds				PF		TP		A		Bk	Stl	Min
		FG	FGA	FT	FTA	FG	FTA	Off	Def	Tot	Off	Def	Off	Def	Off	Def				
03	Breanna Richardson	f	0-2	0-0	2-2	1	1	2	4	2	0	0	0	0	0	11				
45	Chinwe Okorie	c	0-1	0-0	1-2	1	2	3	2	1	0	2	0	0	0	13				
00	Dominique Dillingham	g	0-7	0-4	0-0	1	0	1	0	0	0	2	0	1	0	31				
02	Morgan William	g	2-3	1-1	6-6	0	1	1	1	11	1	2	0	1	0	20				
35	Victoria Vivians	g	2-15	1-10	5-6	1	5	6	0	10	0	3	2	1	0	37				
01	Blair Schaefer		0-1	0-1	2-2	0	0	0	0	2	0	0	0	0	0	11				
04	Amesha Williams		0-0	0-0	0-0	0	0	0	0	0	0	0	0	0	0	2				
10	Jazzmun Holmes		1-4	0-1	2-3	1	2	3	1	4	3	2	0	1	0	20				
11	Roshunda Johnson		0-0	0-0	0-0	0	0	0	0	1	0	2	0	0	0	1				
13	Keitara Chapel		5-7	1-1	3-3	4	3	7	2	14	1	2	0	1	0	27				
15	Tesira McCowan		6-8	0-0	2-3	4	5	9	2	14	1	2	3	1	0	27				
	Team					2	1	3												
	Totals		16-48	3-18	23-27	15	20	35	13	58	8	16	6	5	200					
1st - FG %:		2-13	15.4%	2nd - 4-15	26.7%	3rd - 6-13	46.2%	4th - 4-7	57.1%	Game:		16-48	33.3%	Deadball		Rebounds		2		
3FG %:		0-4	0.0%	2-7	28.6%	1-3	33.3%	1-3	33.3%	3-18		16.7%	29-27		85.2%					
FT %:		2-2	100.0%	3-4	75.0%	8-10	80.0%	10-11	90.9%	23-27		85.2%								

Officials: Beverly Roberts, Luis Gonzalez, Rod Creech
 Technical fouls: Georgia-None. Mississippi State-None.
 Attendance: 5431

Score by periods</

GAME 29

FLORIDA 65, GEORGIA 58

FEB. 26 // EXACTECH ARENA // GAINESVILLE, FLA.



Official Basketball Box Score -- Game Totals -- Final Statistics
Georgia vs Florida
02/26/17 12:02 pm ET at Gainesville, FL * Exactech Arena



Georgia 58 • 15-14, 7-9 SEC

#	Player	Total			3-Ptr			Rebounds			PF	TP	A	TO	Blk	St	Min
		FG-FGA	FG-FGA	FT-FTA	FG-FGA	FG-FGA	FT-FTA	Off	Def	Tot							
03	Stephanie Paul	f	1-3	1-1	0-0	0	3	3	0	3	0	3	2	3	0	0	12
33	Mackenzie Ingram	f	5-8	1-1	2-2	2	3	5	4	13	1	2	1	4	4	31	
01	Shanea Ambrister	g	2-9	2-5	0-0	2	2	4	1	6	1	0	0	0	0	36	
11	Pachis Roberts	g	7-15	0-4	4-4	1	2	3	4	18	3	3	0	1	37		
12	Haley Clark	g	1-6	0-0	2-2	1	4	5	5	4	3	7	0	2	40-		
04	Caliya Robinson		3-7	0-0	2-2	3	3	6	4	8	1	3	0	0	17		
23	Halle Washington		1-5	0-0	2-2	0	2	2	0	4	0	1	0	0	12		
24	Simone Costa		1-5	0-2	0-0	0	1	1	3	2	0	2	1	1	15		
Team																	
Totals			21-58	4-13	12-12	11	22	33	21	58	11	21	2	8	200		

1st - FG %:	6-12	50.0%	2nd: 5-13	38.5%	3rd: 6-16	37.5%	4th: 4-17	23.5%	Game: 21-58	36.2%	Deadball
3FG %:	1-2	50.0%	1-2	50.0%	1-4	25.0%	1-5	20.0%	4-13	30.8%	Rebounds
FT %:	2-2	100.0%	4-4	100.0%	2-2	100.0%	4-4	100.0%	12-12	100.0%	0,2

Florida 65 • 14-15, 5-11 SEC

#	Player	Total			3-Ptr			Rebounds			PF	TP	A	TO	Blk	St	Min
		FG-FGA	FG-FGA	FT-FTA	FG-FGA	FG-FGA	FT-FTA	Off	Def	Tot							
01	Williams,Ronni	f	10-17	0-1	11-12	0	4	4	4	31	1	4	0	1	34		
23	Copeland,Brooke	f	4-10	3-8	1-2	2	4	6	2	12	3	1	0	1	39		
24	Fleming,Tyshara	c	3-4	0-0	2-2	3	6	9	3	8	0	2	2	2	29		
00	Washington,Delicia	g	2-7	0-2	3-8	0	4	4	2	7	4	7	0	1	28		
11	Anderson,Dyandria	g	2-6	1-1	0-0	1	5	6	1	5	3	3	0	3	39		
05	Portakal,Elif		0-0	0-0	0-0	0	0	0	0	0	0	0	0	0	1		
15	Searcy,Sydney		0-0	0-0	0-0	0	0	0	0	0	0	1	0	0	3		
22	Morang,Sydney		0-0	0-0	0-0	0	0	0	1	0	0	1	0	0	13		
44	Lorenzen,Haley		0-4	0-0	2-2	0	0	0	3	2	0	0	0	0	14		
Team																	
Totals			21-48	4-12	19-26	7	24	31	16	65	11	19	2	8	200		

1st - FG %:	5-15	33.3%	2nd: 6-13	46.2%	3rd: 4-11	36.4%	4th: 6-9	66.7%	Game: 21-48	43.8%	Deadball
3FG %:	2-5	40.0%	0-1	0.0%	1-4	25.0%	1-2	50.0%	4-12	33.3%	Rebounds
FT %:	0-2	0.0%	2-4	50.0%	8-10	80.0%	9-10	90.0%	19-26	73.1%	3,2

Officials: Scott Yarbrough, Bruce Morris, Kelly Johnson
Technical fouls: Georgia-None, Florida-Fleming,Tyshara.
Attendance: 3809
UGA#12 H.Clark fouls out at 0:03.6(4).

Score by periods	1st	2nd	3rd	4th	Total
Georgia	15	15	15	13	58
Florida	12	14	17	22	65





#1 SHANEA ARMBRISTER

Guard • 6-2 • Senior • Nassau, Bahamas/Darton (Ga.) State

HIGHLIGHTS

- » First 16 career starts have all come this season; has started 12-straight games
- » Had a career-high 12 rebound performance vs. Alabama (2/23)
- » Solid 11-point, nine-rebound game against Tennessee (2/5)
- » Hit a jumper with 2:22 remaining in the second overtime against Tennessee to put Georgia up for good
- » The 11-point effort against Tennessee followed a 14-point output at Arkansas, marking the first time in her career she has scored in double figures in back-to-back games
- » Played in 21 total games last season, averaging just 7.5 minutes per game - she has upped that to 28.0 minutes per game this year
- » Had a career-high 18-point game vs. Vanderbilt (1/8); scored nine points in the second quarter including a 3-point basket that cut the Commodores' lead to six
- » Scored 14 points and recorded eight rebounds on the road at Arkansas (2/2)
- » Scored a then career-high 13 pts. vs. Western Carolina (12/28) -- the first double-figure scoring game of her career
- » Came off the bench to score nine pts. vs. Minnesota (11/24)
- » Tallied then career highs in points (8), rebounds (10) and minutes played (31) in opener vs. SC State
- » Native of Nassau, Bahamas

SEASON & CAREER HIGHS

POINTS

Season: 18 Vanderbilt (1/8/17)
Career: 18 Vanderbilt (1/8/17)

REBOUNDS

Season: 12 Alabama (2/23/17)
Career: 12 Alabama (2/23/17)

ASSISTS

Season: 8 Mercer (11/13/16)
Career: 8 Mercer (11/13/16)

BLOCKS

Season: NA
Career: NA

STEALS

Season: 3 2x, last - Alabama (2/23/17)
Career: 3 2x, last - Alabama (2/23/17)

MINUTES

Season: 48 Tennessee (2/5/17)
Career: 48 Tennessee (2/5/17)

MISCELLANEOUS STATS

DOUBLE-DIGIT POINTS

Season: 5 Career: 5

DOUBLE-DIGIT REBOUNDS

Season: 3 Career: 3

DOUBLE-DOUBLES

Season: xx Career: xx

20-POINT GAMES

Season: xx Career: xx

2016-17 GAME-BY-GAME

#01 Shanea Armbrister

Opponent	Date	gs	min	Total		3-Pointers		Free throws		Rebounds				pf	a	t/o	blk	stl	pts	avg	
				fg-fga	pct	3fg-fga	pct	ft-fa	pct	off	def	tot	avg								
SOUTH CAROLINA STAT	11/11/16	*	31	3-10	.300	2-6	.333	0-0	.000	4	6	10	10.0	2	2	1	0	0	8	8.0	
MERCER	11/13/16	*	34	3-8	.375	0-3	.000	0-1	.000	2	3	5	7.5	1	8	2	0	2	6	7.0	
BYU	11/16/16	*	28	2-4	.500	0-1	.000	1-1	1.000	4	2	6	7.0	3	2	2	0	0	5	6.3	
at Georgia Tech	11/20/16	*	33	2-8	.250	1-3	.333	2-2	1.000	5	5	10	7.8	2	4	0	0	1	7	6.5	
vs Minnesota	11/24/16		24	3-7	.429	0-3	.000	3-6	.500	2	3	5	7.2	3	5	1	0	1	9	7.0	
vs USF	11/26/16		25	2-8	.250	1-2	.500	2-2	1.000	2	1	3	6.5	3	1	0	0	0	7	7.0	
KENNESAW STATE	11/29/16		19	3-4	.750	0-0	.000	0-0	.000	2	1	3	6.0	1	4	0	0	2	6	6.9	
at Oklahoma State	12/3/16		16	4-5	.800	0-0	.000	0-0	.000	0	0	0	5.3	0	1	0	0	1	8	7.0	
FURMAN	12/5/16		20	1-4	.250	0-1	.000	0-0	.000	0	1	1	4.8	1	0	2	0	0	2	6.4	
at Cincinnati	12/15/16		10	0-3	.000	0-1	.000	0-0	.000	0	0	0	4.3	1	0	1	0	0	0	5.8	
VIRGINIA	12/19/16		14	0-3	.000	0-2	.000	1-2	.500	2	5	7	4.5	0	1	2	0	1	1	5.4	
SAMFORD	12/22/16		30	2-6	.333	0-1	.000	2-2	1.000	1	6	7	4.8	1	1	1	0	1	6	5.4	
WESTERN CAROLINA	12/28/16		36	5-7	.714	1-2	.500	2-4	.500	1	0	1	4.5	1	2	2	0	1	13	6.0	
at Mizzou	01/01/17		33	3-11	.273	1-5	.200	0-0	.000	0	4	4	4.4	1	0	1	0	1	7	6.1	
TEXAS A&M	1/5/17		15	0-4	.000	0-2	.000	0-0	.000	0	2	2	4.3	1	0	1	0	0	0	5.7	
VANDERBILT	1/8/17		31	7-11	.636	2-4	.500	2-2	1.000	0	0	0	4.0	3	3	0	0	1	18	6.4	
at #5/5 South Carolina	01/12/17		29	2-8	.250	1-4	.250	2-2	1.000	1	4	5	4.1	2	4	0	0	0	7	6.5	
at KENTUCKY	01/15/17	*	38	5-9	.556	3-3	1.000	0-0	.000	1	4	5	4.1	2	1	1	0	0	13	6.8	
FLORIDA	1/22/17	*	19	0-5	.000	0-3	.000	0-2	.000	1	1	2	4.0	1	1	0	0	0	0	6.5	
#5/5 SOUTH CAROLINA	1/26/17	*	15	3-8	.375	0-0	.000	0-0	.000	0	4	4	4.0	0	0	1	0	0	6	6.5	
at Ole Miss	01/29/17	*	29	3-6	.500	1-3	.333	0-0	.000	1	4	5	4.0	4	2	3	0	2	7	6.5	
at ARKANSAS	02/02/17	*	27	5-11	.455	2-5	.400	2-2	1.000	3	5	8	4.2	0	3	1	0	1	14	6.8	
#25 TENNESSEE	02/05/17	*	48	5-14	.357	1-4	.250	0-0	.000	2	7	9	4.4	2	4	3	0	3	11	7.0	
KENTUCKY	02/09/17	*	31	1-5	.200	0-1	.000	0-0	.000	1	2	3	4.4	2	4	1	0	1	2	6.8	
at Auburn	02/12/17	*	35	2-9	.222	0-3	.000	5-6	.833	1	3	4	4.4	1	1	3	0	1	9	6.9	
at Mississippi State	02/16/17	*	29	3-5	.600	1-3	.333	0-0	.000	0	4	4	4.3	3	2	3	0	1	7	6.9	
LSU	02/19/17	*	35	3-8	.375	0-3	.000	0-0	.000	1	2	3	4.3	0	3	1	0	2	6	6.9	
ALABAMA	02/23/17	*	41	3-7	.429	0-2	.000	1-2	.500	2	10	12	4.6	2	2	2	0	3	7	6.9	
at Florida	02/26/17	*	36	2-9	.222	2-5	.400	0-0	.000	2	2	4	4.6	1	1	0	0	0	6	6.8	
Totals			16	811	77-207	.372	19-75	.253	25-36	.694	41	91	132	4.6	44	62	35	0	26	198	6.8


OVERALL CAREER STATISTICS

	Total							3-Point			Free-Throw			Rebounds													
Year	GP	GS	Min	Avg	TFG	TFGA	.Pct	3FG	3FGA	.Pct	FT	FTA	.Pct	Off	Def	Tot	Avg	PF	FO	Ast	TO	Blk	Stl	Pts	Avg		
2015-16	21	0	158	7.5	17	52	.327	13	29	.448	0	2	.000	7	14	21	1.0	18	0	4	12	0	1	47	2.2		
2016-17	29	16	811	28.0	77	207	.372	19	75	.253	25	36	.694	41	91	132	4.6	44	0	62	35	0	26	198	6.8		
TOTAL	50	16	969	19.4	94	259	.363	32	104	.308	25	38	.658	48	105	153	3.1	62	0	66	47	0	27	245	4.9		

SEC CAREER STATISTICS

Year	GP	GS	Min	Total			3-Point			Free-Throw			Rebounds				PF	FO	Ast	TO	Blk	Stl	Pts	Avg	
				Avg	TFG	TFGA	.Pct	3FG	3FGA	.Pct	FT	FTA	.Pct	Off	Def	Tot									Avg
2015-16	13	0	84	6.5	8	26	.308	7	15	.467	0	2	.000	3	3	6	0.5	11	0	3	5	0	1	23	1.8
2016-17	16	12	491	30.7	47	130	.362	14	50	.280	12	16	.750	16	58	74	4.6	25	0	31	21	0	16	120	7.5
TOTAL	29	12	575	19.8	55	156	.353	21	65	.323	12	18	.667	19	61	80	2.8	36	0	34	26	0	17	143	4.9





#3 STEPHANIE PAUL

G/F• 6-1 • Freshman • Naples, Fla./Community School of Naples

HIGHLIGHTS

- » Has started eight-straight and 11 games overall; Georgia is 7-4 with her as a starter
- » Scored in double figures for the third time this season with 10 points against Alabama (2/23)
- » Averaging 5.5 ppg in conference play after averaging just 2.2 per contest in the first 14 games this season
- » Hit the game-winning shot at the buzzer from about five feet out against Vanderbilt (1/8)
- » Finished with a career high in both points (12) and rebounds (7) against the Commodores; scored eight of those points in the third quarter
- » She is the 78th true freshman in the NCAA era to start for Georgia
- » First career start came at the Junkanoo Jam against Minnesota
- » Came in the game in the second half vs. BYU and scored 11 points
- » Made collegiate debut vs. South Carolina State, playing 15 minutes in that contest
- » Prepped at Community School of Naples in Naples, Fla.
- » Two-time Naples Daily News Girls Basketball Player of the Year

SEASON & CAREER HIGHS

POINTS

Season: 12 Vanderbilt (1/8/17)
Career: 12 Vanderbilt (1/8/17)

REBOUNDS

Season: 7 Vanderbilt (1/8/17)
Career: 7 Vanderbilt (1/8/17)

ASSISTS

Season: 3 Western Carolina (12/28/16)
Career: 3 Western Carolina (12/28/16)

BLOCKS

Season: 2 Western Carolina (12/28/16)
Career: 2 Western Carolina (12/28/16)

STEALS

Season: 2 2x, last W. Carolina (12/28/16)
Career: 2 2x, last W. Carolina (12/28/16)

MINUTES

Season: 29 Western Carolina (12/28/16)
Career: 29 Western Carolina (12/28/16)

MISCELLANEOUS STATS

DOUBLE-DIGIT POINTS

Season: 3 Career: 3

DOUBLE-DIGIT REBOUNDS

Season: xx Career: xx

DOUBLE-DOUBLES

Season: xx Career: xx

20-POINT GAMES

Season: xx Career: xx

2016-17 GAME-BY-GAME

#03 Stephanie Paul

				Total		3-Pointers		Free throws		Rebounds											
Opponent	Date	gs	min	fg-fga	pct	3fg-fga	pct	ft-fa	pct	off	def	tot	avg	pf	a	t/o	blk	sti	pts	avg	
SOUTH CAROLINA STAT	11/11/16	15	0-8	.000	0-3	.000	0-0	.000	2	2	4	4.0	1	0	4	0	1	0	0.0		
MERCER	11/13/16	2	0-0	.000	0-0	.000	0-0	.000	1	0	1	2.5	0	1	0	0	0	0	0	0.0	
BYU	11/16/16	9	4-6	.667	1-2	.500	2-4	.500	0	0	0	1.7	1	0	0	0	1	11	3.7		
at Georgia Tech	11/20/16	4	0-0	.000	0-0	.000	0-0	.000	0	0	0	1.3	0	0	0	0	0	0	2.8		
vs Minnesota	11/24/16	*	11	0-1	.000	0-0	.000	0-0	.000	0	1	1	1.2	1	0	0	0	0	0	2.2	
vs USF	11/26/16	*	15	0-0	.000	0-0	.000	0-0	.000	1	1	2	1.3	2	0	1	0	0	0	1.8	
KENNESAW STATE	11/29/16	*	18	2-5	.400	0-1	.000	0-0	.000	0	1	1	1.3	2	1	2	1	0	4	2.1	
at Oklahoma State	12/3/16	14	0-2	.000	0-0	.000	0-0	.000	0	2	2	1.4	0	1	0	0	1	0	1.9		
FURMAN	12/5/16	6	0-1	.000	0-1	.000	0-0	.000	0	0	0	1.2	1	0	1	0	0	0	0	1.7	
at Cincinnati	12/15/16	14	0-6	.000	0-0	.000	0-0	.000	1	3	4	1.5	2	0	3	0	2	0	1.5		
VIRGINIA	12/19/16	24	1-8	.125	0-2	.000	0-0	.000	1	0	1	1.5	1	1	5	0	1	2	1.5		
SAMFORD	12/22/16	10	2-2	1.000	0-0	.000	3-3	1.000	0	1	1	1.4	2	1	0	0	1	7	2.0		
WESTERN CAROLINA	12/28/16	29	1-5	.200	0-1	.000	2-2	1.000	0	2	2	1.5	1	3	3	2	2	4	2.2		
at Mizzou	01/01/17	8	1-1	1.000	0-0	.000	1-1	1.000	0	0	0	1.4	0	0	0	0	1	3	2.2		
TEXAS A&M	1/5/17	4	1-1	1.000	0-0	.000	0-0	.000	0	1	1	1.3	1	0	1	0	1	2	2.2		
VANDERBILT	1/8/17	20	4-6	.667	0-0	.000	4-6	.667	5	2	7	1.7	2	1	1	0	0	12	2.8		
at #5/5 South Carolina	01/12/17	15	3-7	.429	1-2	.500	0-0	.000	2	0	2	1.7	3	0	3	1	0	7	3.1		
at KENTUCKY	01/15/17	27	4-8	.500	1-2	.500	0-0	.000	0	0	0	1.6	3	2	0	0	0	9	3.4		
FLORIDA	1/22/17	25	3-9	.333	1-5	.200	0-0	.000	1	4	5	1.8	3	1	5	1	0	7	3.6		
#5/5 SOUTH CAROLINA	1/26/17	25	3-9	.333	0-1	.000	0-2	.000	1	5	6	2.0	4	1	3	0	0	6	3.7		
at Ole Miss	01/29/17	17	4-7	.571	1-2	.500	0-0	.000	2	1	3	2.0	1	0	2	0	0	9	4.0		
at ARKANSAS	02/02/17	*	21	0-4	.000	0-2	.000	0-0	.000	2	4	6	2.2	2	1	1	0	0	0	3.8	
#25 TENNESSEE	02/05/17	*	11	0-1	.000	0-0	.000	0-0	.000	0	1	1	2.2	1	1	0	0	0	0	3.6	
KENTUCKY	02/09/17	*	10	2-2	1.000	0-0	.000	0-2	.000	0	0	0	2.1	3	0	1	0	0	4	3.6	
at Auburn	02/12/17	*	12	2-3	.667	0-0	.000	1-2	.500	2	1	3	2.1	0	1	1	0	0	5	3.7	
at Mississippi State	02/16/17	*	18	1-4	.250	0-1	.000	3-3	1.000	2	1	3	2.2	3	1	0	0	0	5	3.7	
LSU	02/19/17	*	25	3-8	.375	0-2	.000	0-0	.000	0	3	3	2.2	0	2	3	0	0	6	3.8	
ALABAMA	02/23/17	*	19	3-5	.600	0-0	.000	4-4	1.000	1	2	3	2.2	1	1	2	0	0	10	4.0	
at Florida	02/26/17	*	12	1-3	.333	1-1	1.000	0-0	.000	0	3	3	2.2	0	2	3	0	0	3	4.0	
Totals		11	440	45-122	.369	6-28	.214	20-29	.690	24	41	65	2.2	41	21	46	5	11	116	4.0	

OVERALL CAREER STATISTICS

Year	GP	GS	Min	Total			3-Point			Free-Throw			Rebounds				PF	FO	Ast	TO	Blk	Stl	Pts	Avg	
				Avg	TFG	TFGA	.Pct	3FG	3FGA	.Pct	FT	FTA	.Pct	Off	Def	Tot									Avg
2016-17	29	11	440	15.2	45	122	.369	6	28	.214	20	29	.690	24	41	65	2.2	41	0	21	47	5	11	116	4.0
TOTAL	29	11	440	15.2	45	122	.369	6	28	.214	20	29	.690	24	41	65	2.2	41	0	21	47	5	11	116	4.0

SEC CAREER STATISTICS

Year	GP	GS	Min	Total				3-Point			Free-Throw			Rebounds				PF	FO	Ast	TO	Blk	Stl	Pts	Avg
				Avg	TFG	TFGA	.Pct	3FG	3FGA	.Pct	FT	FTA	.Pct	Off	Def	Tot	Avg								
2016-17	16	8	269	16.8	35	78	.449	5	18	.278	13	20	.650	18	28	46	2.9	27	0	14	27	2	2	88	5.5
TOTAL	16	8	269	16.8	35	78	.449	5	18	.278	13	20	.650	18	28	46	2.9	27	0	14	27	2	2	88	5.5





#4 CALIYA ROBINSON

Forward • 6-3 • Sophomore • Marietta, Ga./McEachern HS

HIGHLIGHTS

- » ESPNW National Player of the Week and SEC Player of the Week (Feb. 6) for her performances against Arkansas and Tennessee
- » One of only two SEC players this season and the second Lady Bulldog all time to earn the ESPNW Player of the Week honor
- » Averaged just 5.8 ppg in the first eight SEC games - she tripled that to 16.5 ppg in the final eight SEC contests
- » Leads the SEC in blocked shots per game, averaging 2.4 per contest with 65 total
- » Ranks fifth on the SEC's career active blocked shots chart with 113 in just two seasons
- » Owns the top two single-game blocked shot performances in the SEC this season and is tied for the third-best single-game blocked shot performance
- » Scored nine of Georgia's 11 first-quarter points at No. 3 Mississippi State (2/16)
- » Averaged 24.5 points and 7.5 rebounds, while shooting 71 percent from the floor combined against the Razorbacks and Lady Vols
- » Scored 28 points, two shy of her career high, against the Lady Vols, with 21 of those coming in the second half and overtime periods; hit a shot on a rebound put back that put UGA up by five with 33 seconds to go.
- » Had a 20-point, nine-rebound, seven-block effort at Arkansas
- » Is one of only four Lady Bulldogs since the year 2000 with at least three 20 pt., 10 reb. games in their careers, joining Tasha Humphrey, Christi Thomas and Kara Braxton
- » Set a new career-high with 30 points vs. Minnesota in the Junkanoo Jam, becoming the first UGA player since Tasha Humphrey in 2008 to score 30 or more points in a single game (32 vs. Florida in 2008)
- » 2016 SEC All-Freshman Team

SEASON & CAREER HIGHS

POINTS

Season: 30 Minnesota (11/24/16)
Career: 30 Minnesota (11/24/16)

REBOUNDS

Season: 12 Kentucky (2/9/17)
Career: 12 Kentucky (2/9/17)

ASSISTS

Season: 4 Texas A&M (1/5/17)
Career: 4 Texas A&M (1/5/17)

BLOCKS

Season: 7 2X- last at Arkansas (2/2/17)
Career: 7 2X- last at Arkansas (2/2/17)

STEALS

Season: 4 BYU (11/16/16)
Career: 4 BYU (11/16/16)

MINUTES

Season: 40 Furman (12/5/16)
Career: 40 Furman (12/5/16)

MISCELLANEOUS STATS

DOUBLE-DIGIT POINTS

Season: 21 Career: 31

DOUBLE-DIGIT REBOUNDS

Season: 7 Career: 12

DOUBLE-DOUBLES

Season: 7 Career: 11

20-POINT GAMES

Season: 8 Career: 8

2016-17 GAME-BY-GAME

#04 Caliya Robinson

Opponent	Date	gs	min	Total		3-Pointers		Free throws		Rebounds				pf	a	t/o	blk	stl	pts	avg
				fg	pct	3fg	pct	ft	pct	off	def	tot	avg							
MERCER	11/13/16		32	10-13	.769	1-3	.333	3-4	.750	3	1	4	4.0	1	0	0	4	1	24	24.0
BYU	11/16/16		21	4-8	.500	0-2	.000	2-2	1.000	1	5	6	5.0	2	2	0	0	4	10	17.0
at Georgia Tech	11/20/16		25	7-13	.538	1-2	.500	0-1	.000	1	9	10	6.7	4	1	9	2	2	15	16.3
vs Minnesota	11/24/16		33	14-27	.519	2-5	.400	0-0	.000	2	3	5	6.3	1	4	1	3	0	30	19.8
vs USF	11/26/16	*	23	5-9	.556	0-1	.000	0-0	.000	1	0	1	5.2	5	0	1	3	0	10	17.8
KENNESAW STATE	11/29/16	*	32	9-17	.529	1-1	1.000	6-9	.667	4	6	10	6.0	1	2	2	4	1	25	19.0
at Oklahoma State	12/3/16	*	23	6-12	.500	1-2	.500	3-6	.500	0	2	2	5.4	3	0	0	0	2	16	18.6
FURMAN	12/5/16	*	40	9-18	.500	2-4	.500	0-0	.000	2	8	10	6.0	4	3	3	1	1	20	18.8
at Cincinnati	12/15/16	*	25	5-8	.625	0-1	.000	0-0	.000	2	4	6	6.0	4	3	1	2	2	10	17.8
VIRGINIA	12/19/16	*	28	4-7	.571	0-0	.000	2-5	.400	1	8	9	6.3	2	2	3	1	2	10	17.0
SAMFORD	12/22/16	*	36	10-17	.588	0-1	.000	4-6	.667	4	7	11	6.7	3	2	5	2	2	24	17.6
at Mizzou	01/01/17	*	22	1-7	.143	0-1	.000	0-0	.000	0	3	3	6.4	0	1	2	0	1	2	16.3
TEXAS A&M	1/5/17	*	32	5-10	.500	0-1	.000	1-3	.333	3	5	8	6.5	3	4	9	3	1	11	15.9
VANDERBILT	1/8/17	*	31	5-14	.357	0-1	.000	0-0	.000	0	4	4	6.4	4	3	1	7	1	10	15.5
at #5/5 South Carolina	01/12/17	*	21	6-10	.600	1-1	1.000	1-2	.500	2	8	10	6.6	3	1	3	2	1	14	15.4
at KENTUCKY	01/15/17	*	15	1-5	.200	0-0	.000	0-0	.000	0	2	2	6.3	0	0	1	0	0	2	14.6
FLORIDA	1/22/17	*	21	0-3	.000	0-2	.000	2-2	1.000	1	8	9	6.5	3	2	1	4	0	2	13.8
#5/5 SOUTH CAROLINA	1/26/17	*	28	0-6	.000	0-1	.000	0-0	.000	2	5	7	6.5	5	2	0	3	0	0	13.1
at Ole Miss	01/29/17	*	18	2-5	.400	0-0	.000	1-4	.250	1	2	3	6.3	1	0	2	0	1	5	12.6
at ARKANSAS	02/02/17		26	9-14	.643	0-2	.000	2-4	.500	2	7	9	6.5	4	2	2	7	0	20	13.0
#25 TENNESSEE	02/05/17		31	13-17	.765	1-2	.500	1-4	.250	3	3	6	6.4	4	2	4	2	1	28	13.7
KENTUCKY	02/09/17		37	8-21	.381	0-1	.000	3-5	.600	4	8	12	6.7	2	1	1	6	0	19	14.0
at Auburn	02/12/17		30	6-14	.429	1-2	.500	0-0	.000	2	6	8	6.7	3	2	2	3	1	13	13.9
at Mississippi State	02/16/17		32	6-16	.375	0-2	.000	1-2	.500	3	5	8	6.8	1	2	3	1	2	13	13.9
LSU	02/19/17		34	9-18	.500	0-0	.000	2-4	.500	2	6	8	6.8	2	1	2	4	0	20	14.1
ALABAMA	02/23/17		25	5-12	.417	0-1	.000	1-3	.333	2	6	8	6.9	4	1	2	1	1	11	14.0
at Florida	02/26/17		17	3-7	.429	0-0	.000	2-2	1.000	3	3	6	6.9	4	1	3	0	0	8	13.8
Totals		15	738	162-328	.494	11-39	.282	37-68	.544	51	134	185	6.9	73	44	63	65	27	372	13.8

OVERALL CAREER STATISTICS

Year	GP	GS	Min	Total			3-Point			Free-Throw			Rebounds				PF	FO	Ast	TO	Blk	Stl	Pts	Avg	
				Avg	TFG	TFGA	.Pct	3FG	3FGA	.Pct	FT	FTA	.Pct	Off	Def	Tot									Avg
2015-16	28	1	543	19.4	98	204	.480	5	18	.278	22	38	.579	54	105	159	5.7	51	1	36	47	48	16	223	8.0
2016-17	27	15	738	27.3	162	328	.494	11	39	.282	37	68	.544	51	134	185	6.9	73	2	44	63	65	27	372	13.8
TOTAL	55	16	1281	23.3	260	532	.489	16	57	.281	59	106	.557	105	239	344	6.3	124	3	80	110	113	43	595	10.8

SEC CAREER STATISTICS

Year	GP	GS	Min	Total			3-Point			Free-Throw			Rebounds				PF	FO	Ast	TO	Blk	Stl	Pts	Avg	
				Avg	TFG	TFGA	.Pct	3FG	3FGA	.Pct	FT	FTA	.Pct	Off	Def	Tot									Avg
2015-16	16	1	317	19.8	56	120	.467	4	8	.500	10	18	.556	26	58	84	5.3	29	0	19	32	27	10	126	7.9
2016-17	16	8	420	26.3	79	179	.441	3	17	.176	17	35	.486	30	81	111	6.9	43	1	25	38	43	10	178	11.1
TOTAL	32	9	737	23.0	135	299	.452	7	25	.280	27	53	.509	56	139	195	6.1	72	1	44	70	70	20	304	9.5





#11 PACHIS ROBERTS

Guard/Forward • 5-11 • RS-Senior • Powder Springs, Ga./Syracuse

HIGHLIGHTS

- » Georgia's leading scorer (14.5) and leading rebounder (6.9)
- » Ranks in the top-15 of the SEC in scoring, rebounding, steals and assist-to-turnover ratio
- » Has scored in double figures in 14 of 16 SEC games
- » Finished one point shy of her career high with 28 points vs. LSU -- 26 of those came in the second half
- » Third in the SEC in minutes played, averaging 36.4 mpg
- » All five of her career double-doubles have come this season
- » Averaged just 5.0 ppg in her first three years combined -- has upped that to 14.5 ppg this season
- » Has played 40 minutes or more nine times during the 2016-17 campaign
- » Finished three points shy of her career high with 26 points vs. Florida (1/22)
- » Hit a big 3-pointer with just over a minute to go to cut Tennessee's lead to three and eventually send the game into overtime
- » Scored a career-high 29 points vs. Western Carolina (12/28), besting her previous career high, which came on the exact same date a year ago against Tennessee Tech (25 points).
- » Recorded first career double-double with 14 points and 11 rebounds in opener vs. SC State; the 11 rebounds against SC State were a career high at that time

2016-17 GAME-BY-GAME

#11 Pachis Roberts

Opponent	Date	gs	min	Total		3-Pointers		Free throws		Rebounds				pf	a	t/o	blk	stl	pts	avg	
				fg-fga	pct	3fg-fga	pct	ft-fa	pct	off	def	tot	avg								
SOUTH CAROLINA STAT	11/11/16	*	37	5-12	.417	0-3	.000	4-4	1.000	9	2	11	11.0	2	2	0	1	14	14.0		
MERCER	11/13/16	*	40	5-14	.357	1-6	.167	8-10	.800	2	7	9	10.0	2	5	3	0	2	19	16.5	
BYU	11/16/16	*	25	4-7	.571	0-3	.000	4-5	.800	1	2	3	7.7	4	2	0	0	0	12	15.0	
at Georgia Tech	11/20/16	*	37	3-12	.250	1-5	.200	6-7	.857	3	1	4	6.8	2	3	6	2	1	13	14.5	
vs Minnesota	11/24/16	*	34	3-10	.300	0-2	.000	6-6	1.000	4	8	12	7.8	1	6	2	0	0	12	14.0	
vs USF	11/26/16	*	40	4-12	.333	1-3	.333	10-10	1.000	1	4	5	7.3	4	5	1	0	1	19	14.8	
KENNESAW STATE	11/29/16	*	32	3-6	.500	1-3	.333	1-6	.167	3	11	14	8.3	2	6	3	1	4	8	13.9	
at Oklahoma State	12/3/16	*	39	4-11	.364	0-3	.000	1-2	.500	2	1	3	7.6	2	1	6	0	0	9	13.3	
FURMAN	12/5/16	*	38	4-8	.500	3-5	.600	1-2	.500	1	6	7	7.6	3	5	1	2	3	12	13.1	
at Cincinnati	12/15/16	*	40	5-11	.455	1-3	.333	3-5	.600	4	4	8	7.6	2	2	3	0	6	14	13.2	
VIRGINIA	12/19/16	*	30	0-5	.000	0-1	.000	0-0	.000	3	3	6	7.5	2	3	3	0	1	0	12.0	
SAMFORD	12/22/16	*	19	1-8	.125	0-3	.000	1-1	1.000	3	1	4	7.2	4	1	2	1	0	3	11.3	
WESTERN CAROLINA	12/28/16	*	30	12-16	.750	1-2	.500	4-4	1.000	3	8	11	7.5	3	4	1	2	3	29	12.6	
at Mizzou	01/01/17	*	35	7-15	.467	2-5	.400	0-0	.000	3	4	7	7.4	4	1	3	0	3	16	12.9	
TEXAS A&M	1/5/17	*	32	6-13	.462	1-4	.250	0-0	.000	3	2	5	7.3	5	4	0	0	4	13	12.9	
VANDERBILT	1/8/17	*	30	5-12	.417	1-4	.250	2-3	.667	5	4	9	7.4	4	3	0	1	2	13	12.9	
at #5/5 South Carolina	01/12/17	*	37	8-13	.615	1-2	.500	0-0	.000	3	5	8	7.4	4	2	2	1	2	17	13.1	
at KENTUCKY	01/15/17	*	39	8-17	.471	1-3	.333	3-6	.500	5	1	6	7.3	2	1	1	1	1	20	13.5	
FLORIDA	1/22/17	*	36	5-12	.417	1-5	.200	15-16	.938	3	6	9	7.4	5	2	4	0	0	26	14.2	
#5/5 SOUTH CAROLINA	1/26/17	*	40	4-12	.333	1-5	.200	1-2	.500	2	4	6	7.4	1	1	3	0	1	10	14.0	
at Ole Miss	01/29/17	*	37	7-14	.500	2-8	.250	1-2	.500	1	4	5	7.2	4	5	4	0	1	17	14.1	
at ARKANSAS	02/02/17	*	38	4-7	.571	2-2	1.000	3-4	.750	2	9	11	7.4	3	3	1	1	1	13	14.0	
#25 TENNESSEE	02/05/17	*	48	7-15	.467	3-7	.429	0-0	.000	1	3	4	7.3	4	3	2	1	5	17	14.2	
KENTUCKY	02/09/17	*	40	8-15	.533	2-5	.400	4-5	.800	3	3	6	7.2	3	3	0	0	0	22	14.5	
at Auburn	02/12/17	*	39	2-5	.400	1-3	.333	1-2	.500	2	2	4	7.1	3	5	3	2	1	6	14.2	
at Mississippi State	02/16/17	*	40	1-6	.167	0-3	.000	2-2	1.000	3	1	4	7.0	4	1	4	1	1	4	13.8	
LSU	02/19/17	*	43	10-15	.667	2-6	.333	6-7	.857	3	2	5	6.9	4	3	3	2	2	28	14.3	
ALABAMA	02/23/17	*	43	4-10	.400	1-2	.500	7-8	.875	3	7	10	7.0	3	3	2	0	0	16	14.4	
at Florida	02/26/17	*	37	7-15	.467	0-4	.000	4-4	1.000	1	2	3	6.9	4	3	3	0	1	18	14.5	
Totals			29	1055	146-328	.445	30-110	.273	98-123	.797	82	117	199	6.9	90	88	68	18	47	420	14.5

MISCELLANEOUS STATS

DOUBLE-DIGIT POINTS

Season: 23 Career: 34

DOUBLE-DIGIT REBOUNDS

Season: 6 Career: 6

DOUBLE-DOUBLES

Season: 5 Career: 5

20-POINT GAMES

Season: 5 Career: 5

OVERALL CAREER STATISTICS

Year	Total							3-Point			Free-Throw			Rebounds													
	GP	GS	Min	Avg	TFG	TFGA	.Pct	3FG	3FGA	.Pct	FT	FTA	.Pct	Off	Def	Tot	Avg	PF	FO	Ast	TO	Blk	Stl	Pts	Avg		
2012-13	16	0	155	9.7	18	44	.409	9	28	.231	12	16	.750	7	21	28	1.8	16	0	6	10	1	13	57	3.6		
2014-15	26	3	342	13.2	35	100	.350	14	49	.286	21	36	.583	22	43	65	2.5	35	1	23	18	6	26	105	4.0		
2015-16	23	10	521	22.7	58	150	.387	18	54	.333	28	40	.700	41	55	96	4.2	64	3	36	39	2	22	162	7.0		
2016-17	29	29	1055	36.4	146	328	.445	30	110	.273	98	123	.797	82	117	199	6.9	90	2	88	68	18	47	420	14.5		
TOTAL	94	42	2033	21.6	257	605	.425	71	241	.295	159	215	.740	152	236	388	4.1	206	6	153	131	30	108	732	7.8		

SEC CAREER STATISTICS

Year	GP	GS	Min	Total				3-Point			Free-Throw			Rebounds			Avg	PF	FO	Ast	TO	Blk	Stl	Pts	Avg
				TFG	TFGA	.Pct	3FG	3FGA	.Pct	FT	FTA	.Pct	Off	Def	Tot										
2014-15	12	3	199	16.6	19	60	.317	11	34	.324	6	13	.462	11	27	38	3.2	19	0	16	13	4	11	55	4.6
2015-16	16	7	369	23.1	41	104	.394	10	35	.286	24	35	.686	31	41	72	4.5	48	3	21	32	2	18	116	7.3
2016-17	16	16	614	38.4	93	196	.474	21	68	.309	49	61	.803	43	59	102	6.4	57	2	43	35	10	25	256	16.0
TOTAL	44	26	1182	26.9	153	360	.425	42	137	.307	79	109	.725	85	127	212	4.8	124	5	80	80	16	54	427	9.7





#12 HALEY CLARK

Guard • 5-9 • Junior • Orlando, Fla./Edgewater HS

HIGHLIGHTS

- » Ranks fifth in the SEC with 4.0 assists per game
- » Has five or more assists in 12 games this season
- » Has started all 29 games this season after only starting four times the previous two years combined
- » Set a new career mark with nine assists at Arkansas (2/2)
- » Tied a career high with nine points in the opener vs. SC State -- all nine points came in the first half
- » Matched her career high with nine points vs. Mercer on Nov. 13
- » Took over starting point guard duties coming into this season
- » Averaged 24.5 minutes per game in two postseason games last year
- » Played in 29 of 31 games during the 2015-16 campaign

SEASON & CAREER HIGHS

POINTS

Season: 9 2X, last - Mercer (11/13/16)
Career: 9 3X, last - Mercer (11/13/16)

REBOUNDS

Season: 8 2x, last - Florida (1/22/17)
Career: 8 2x, last - Florida (1/22/17)

ASSISTS

Season: 9 Arkansas (2/2/17)
Career: 9 Arkansas (2/2/17)

BLOCKS

Season: 1 2X, last - Texas A&M (1/5/17)
Career: 1 9X, last - Texas A&M (1/5/17)

STEALS

Season: 3 2x, last - Ok State (12/3/16)
Career: 3 4x, last - Ok State (12/3/16)

MINUTES

Season: 46 Tennessee (2/5/17)
Career: 46 Tennessee (2/5/17)

MISCELLANEOUS STATS

DOUBLE-DIGIT POINTS

Season: xx Career: xx

DOUBLE-DIGIT REBOUNDS

Season: xx Career: xx

DOUBLE-DOUBLES

Season: xx Career: xx

20-POINT GAMES

Season: xx Career: xx

2016-17 GAME-BY-GAME

#12 Haley Clark

Opponent	Date	gs	min	Total		3-Pointers		Free throws		Rebounds				pf	a	t/o	blk	stl	pts	avg	
				fg-fga	pct	3fg-fga	pct	ft-fga	pct	off	def	tot	avg								
SOUTH CAROLINA STAT	11/11/16	*	37	4-10	.400	0-1	.000	1-2	.500	0	2	2	2.0	3	2	3	0	2	9	9.0	
MERCER	11/13/16	*	30	3-6	.500	1-1	1.000	2-4	.500	0	5	5	3.5	4	3	5	0	1	9	9.0	
BYU	11/16/16	*	34	1-5	.200	0-0	.000	1-1	1.000	0	2	2	3.0	3	1	4	0	0	3	7.0	
at Georgia Tech	11/20/16	*	37	0-5	.000	0-0	.000	1-2	.500	1	1	2	2.8	5	2	4	1	0	1	5.5	
vs Minnesota	11/24/16	*	37	1-3	.333	0-1	.000	3-4	.750	2	6	8	3.8	4	5	3	0	0	5	5.4	
vs USF	11/26/16	*	28	1-2	.500	0-0	.000	0-0	.000	0	5	5	4.0	5	5	4	0	3	2	4.8	
KENNESAW STATE	11/29/16	*	32	2-3	.667	0-0	.000	2-2	1.000	0	3	3	3.9	0	6	4	0	0	6	5.0	
at Oklahoma State	12/3/16	*	30	2-4	.500	0-0	.000	1-2	.500	0	1	1	3.5	4	3	2	0	3	5	5.0	
FURMAN	12/5/16	*	34	2-3	.667	0-0	.000	4-6	.667	0	4	4	3.6	2	6	2	0	0	8	5.3	
at Cincinnati	12/15/16	*	40	3-7	.429	0-0	.000	2-2	1.000	0	6	6	3.8	0	4	3	0	1	8	5.6	
VIRGINIA	12/19/16	*	19	0-2	.000	0-0	.000	0-0	.000	1	1	2	3.6	4	3	3	0	1	0	5.1	
SAMFORD	12/22/16	*	31	2-5	.400	0-0	.000	3-6	.500	0	1	1	3.4	4	1	3	0	2	7	5.3	
WESTERN CAROLINA	12/28/16	*	11	0-1	.000	0-0	.000	0-0	.000	0	0	0	3.2	5	1	3	0	1	0	4.8	
at Mizzou	01/01/17	*	40	1-8	.125	0-0	.000	4-4	1.000	0	1	1	3.0	3	4	6	0	2	6	4.9	
TEXAS A&M	1/5/17	*	35	1-3	.333	0-0	.000	5-8	.625	1	6	7	3.3	3	7	6	1	1	7	5.1	
VANDERBILT	1/8/17	*	33	2-2	1.000	0-0	.000	1-2	.500	0	2	2	3.2	4	6	1	0	0	5	5.1	
at #5/5 South Carolina	01/12/17	*	40	2-4	.500	0-0	.000	3-6	.500	0	2	2	3.1	2	8	4	0	1	7	5.2	
at KENTUCKY	01/15/17	*	21	0-1	.000	0-0	.000	0-2	.000	0	0	0	2.9	4	2	3	0	0	0	4.9	
FLORIDA	1/22/17	*	31	2-4	.500	0-0	.000	0-0	.000	0	8	8	3.2	5	5	5	0	2	4	4.8	
#5/5 SOUTH CAROLINA	1/26/17	*	37	4-6	.667	0-0	.000	0-0	.000	0	5	5	3.3	2	3	4	0	0	8	5.0	
at Ole Miss	01/29/17	*	37	0-2	.000	0-0	.000	2-4	.500	0	5	5	3.4	4	5	6	0	1	2	4.9	
at ARKANSAS	02/02/17	*	40	1-4	.250	0-0	.000	4-8	.500	0	5	5	3.5	3	9	6	0	0	6	4.9	
#25 TENNESSEE	02/05/17	*	46	1-6	.167	0-0	.000	0-0	.000	0	4	4	3.5	5	6	7	0	1	2	4.8	
KENTUCKY	02/09/17	*	40	0-6	.000	0-0	.000	0-0	.000	0	1	1	3.4	3	1	6	0	2	0	4.6	
at Auburn	02/12/17	*	9	0-0	.000	0-0	.000	0-0	.000	0	1	1	3.3	5	3	6	0	0	0	4.4	
at Mississippi State	02/16/17	*	23	2-4	.500	0-0	.000	1-1	1.000	0	1	1	3.2	4	3	3	0	0	5	4.4	
LSU	02/19/17	*	45	1-3	.333	0-0	.000	0-0	.000	0	4	4	3.2	3	6	3	0	2	2	4.3	
ALABAMA	02/23/17	*	25	0-4	.000	0-0	.000	2-2	1.000	0	2	2	3.2	4	4	3	0	0	2	4.3	
at Florida	02/26/17	*	40	1-6	.167	0-0	.000	2-2	1.000	1	4	5	3.2	5	3	5	0	2	4	4.2	
Totals			29	942	39-119	.328	1-3	.333	44-70	.629	6	88	94	3.2	102	117	117	2	28	123	4.2

OVERALL CAREER STATISTICS

Year	GP	GS	Min	Total				3-Point			Free-Throw			Rebounds				PF	FO	Ast	TO	Blk	Stl	Pts	Avg
				Avg	TFG	TFGA	.Pct	3FG	3FGA	.Pct	FT	FTA	.Pct	Off	Def	Tot	Avg								
2014-15	25	3	403	16.1	14	46	.304	0	3	.000	22	27	.815	5	29	34	1.4	47	1	39	57	3	19	50	2.0
2015-16	29	1	334	11.5	14	42	.333	1	4	.250	13	22	.591	7	32	39	1.3	42	2	38	40	6	13	42	1.4
2016-17	29	29	942	32.5	39	119	.328	1	3	.333	44	70	.629	6	88	94	3.2	102	7	117	117	2	28	123	4.2
TOTAL	83	33	1679	20.2	67	207	.324	2	10	.200	79	119	.664	18	149	167	2.0	191	10	194	214	11	60	215	2.6

SEC CAREER STATISTICS

Year	GP	GS	Min	Total				3-Point			Free-Throw			Rebounds			PF	FO	Ast	TO	Blk	Stl	Pts	Avg	
				Avg	TFG	TFGA	.Pct	3FG	3FGA	.Pct	FT	FTA	.Pct	Off	Def	Tot									Avg
2014-15	10	3	195	19.5	7	18	.389	0	1	.000	16	20	.800	4	15	19	1.9	21	1	18	29	1	6	30	3.0
2015-16	14	0	92	6.6	2	9	.222	0	0	.000	8	14	.571	2	9	11	0.8	9	0	4	16	1	4	12	0.9
2016-17	16	16	542	33.9	18	63	.286	0	0	.000	24	39	.615	2	51	53	3.3	59	4	75	74	1	14	60	3.8
TOTAL	40	19	829	20.7	27	90	.300	0	1	.000	48	73	.658	8	75	83	2.1	89	5	97	119	3	24	102	2.6





#23 HALLE WASHINGTON

Forward • 6-2 • Senior • Bossier City, La./Parkway HS

HIGHLIGHTS

- » Hit two big free-throws with just over a minute to go in the road win at Auburn (2/12); also hit free throws late in overtime against Alabama (2/23) to lead Georgia to a win.
- » Started the first 11 games of the year, but has been coming off the bench as of late
- » Saw her streak of 20-straight regular season starts come to an end vs. Samford (12/23)
- » Finished one point shy of tying her career high with 16 points vs. BYU, 10 coming in the second half
- » Hit 8-of-12 from the field, finished with a career-high five assists and had a hand in each of Georgia's first three baskets vs. BYU
- » Recorded a career-high 10 rebounds in the season-opener vs. SC State
- » Drew 10-straight starts to end the 2015-16 regular season

SEASON & CAREER HIGHS

POINTS

Season: 16 BYU (11/16/16)
Career: 17 Florida (1/14/16)

REBOUNDS

Season: 10 SC State (11/11/16)
Career: 10 SC State (11/11/16)

ASSISTS

Season: 5 BYU (11/16/16)
Career: 5 BYU (11/16/16)

BLOCKS

Season: 2 3x, last - Florida (1/22/17)
Career: 3 3X, last - Ole Miss (2/9/14)

STEALS

Season: 2 3x, last - Ole Miss (1/29/17)
Career: 4 Florida (2/12/15)

MINUTES

Season: 28 BYU (11/16/16)
Career: 37 Kennesaw St. (12/15/13)

MISCELLANEOUS STATS

DOUBLE-DIGIT POINTS

Season: 1 Career: 5

DOUBLE-DIGIT REBOUNDS

Season: 1 Career: 1

DOUBLE-DOUBLES

Season: xx Career: xx

20-POINT GAMES

Season: xx Career: xx

2016-17 GAME-BY-GAME

#23 Halle Washington

				Total		3-Pointers		Free throws		Rebounds											
Opponent	Date	gs	min	fg-fga	pct	3fg-fga	pct	ft-fa	pct	off	def	tot	avg	pf	a	t/o	blk	stl	pts	avg	
SOUTH CAROLINA STAT	11/11/16	*	19	2-8	.250	0-0	.000	4-6	.667	6	4	10	10.0	2	1	1	1	0	8	8.0	
MERCER	11/13/16	*	15	3-3	1.000	0-0	.000	0-0	.000	0	5	5	7.5	4	0	2	1	1	6	7.0	
BYU	11/16/16	*	28	8-12	.667	0-0	.000	0-0	.000	1	2	3	6.0	3	5	1	1	0	16	10.0	
at Georgia Tech	11/20/16	*	15	1-1	1.000	0-0	.000	0-0	.000	2	1	3	5.3	4	0	1	0	1	2	8.0	
vs Minnesota	11/24/16	*	26	2-5	.400	0-0	.000	0-0	.000	1	3	4	5.0	4	1	2	0	2	4	7.2	
vs USF	11/26/16	*	8	2-3	.667	0-0	.000	0-2	.000	0	1	1	4.3	1	0	0	0	0	4	6.7	
KENNESAW STATE	11/29/16	*	4	2-2	1.000	0-0	.000	0-0	.000	0	0	0	3.7	1	0	0	0	0	4	6.3	
at Oklahoma State	12/3/16	*	23	1-5	.200	0-0	.000	0-0	.000	0	3	3	3.6	5	2	0	0	0	2	5.8	
FURMAN	12/5/16	*	12	3-5	.600	0-0	.000	2-4	.500	0	0	0	3.2	4	0	2	1	0	8	6.0	
at Cincinnati	12/15/16	*	12	0-3	.000	0-0	.000	0-0	.000	0	0	0	2.9	4	1	4	0	0	0	5.4	
VIRGINIA	12/19/16	*	13	2-4	.500	0-0	.000	2-6	.333	0	2	2	2.8	2	0	0	1	0	6	5.5	
SAMFORD	12/22/16	*	14	2-4	.500	0-0	.000	0-2	.000	1	0	1	2.7	1	2	2	1	0	4	5.3	
WESTERN CAROLINA	12/28/16	*	17	1-3	.333	0-0	.000	0-0	.000	1	1	2	2.6	4	0	3	0	1	2	5.1	
at Mizzou	01/01/17		17	1-2	.500	0-0	.000	0-0	.000	0	1	1	2.5	2	0	2	0	0	2	4.9	
TEXAS A&M	1/5/17		14	2-4	.500	0-0	.000	0-0	.000	0	2	2	2.5	3	0	1	2	0	4	4.8	
VANDERBILT	1/8/17		13	0-6	.000	0-0	.000	2-2	1.000	0	2	2	2.4	4	0	0	0	0	2	4.6	
at #5/5 South Carolina	01/12/17		23	0-3	.000	0-0	.000	0-0	.000	0	4	4	2.5	3	3	4	0	0	0	4.4	
at KENTUCKY	01/15/17		18	0-2	.000	0-0	.000	3-4	.750	0	4	4	2.6	4	1	0	2	2	3	4.3	
FLORIDA	1/22/17		19	2-4	.500	0-0	.000	0-0	.000	1	2	3	2.6	4	1	0	2	0	4	4.3	
#5/5 SOUTH CAROLINA	1/26/17		17	2-4	.500	0-0	.000	0-1	.000	1	2	3	2.7	4	0	3	1	0	4	4.3	
at Ole Miss	01/29/17		20	1-5	.200	0-0	.000	1-2	.500	1	2	3	2.7	3	1	2	1	2	3	4.2	
at ARKANSAS	02/02/17		14	2-3	.667	0-0	.000	1-2	.500	0	1	1	2.6	5	0	0	1	1	5	4.2	
#25 TENNESSEE	02/05/17		12	1-5	.200	0-0	.000	0-0	.000	0	1	1	2.5	1	1	0	1	0	2	4.1	
KENTUCKY	02/09/17		18	3-5	.600	0-0	.000	0-0	.000	4	2	6	2.7	3	0	0	0	0	6	4.2	
at Auburn	02/12/17		11	2-4	.500	0-0	.000	2-2	1.000	0	3	3	2.7	4	0	1	0	1	6	4.3	
at Mississippi State	02/16/17		15	3-6	.500	0-0	.000	0-0	.000	2	2	4	2.7	4	0	2	0	0	6	4.3	
LSU	02/19/17	*	13	1-2	.500	0-0	.000	0-0	.000	0	1	1	2.7	4	1	0	0	1	2	4.3	
ALABAMA	02/23/17		12	0-2	.000	0-0	.000	2-2	1.000	0	3	3	2.7	2	0	2	0	1	2	4.2	
at Florida	02/26/17		12	1-5	.200	0-0	.000	2-2	1.000	0	2	2	2.7	0	0	1	0	0	4	4.2	
Totals		13	454	50-120	.417	0-0	.000	21-37	.568	21	56	77	2.7	89	20	36	16	13	121	4.2	

OVERALL CAREER STATISTICS

Year	Total				3-Point			Free-Throw			Rebounds														
	GP	GS	Min	Avg	TFG	TFGA	.Pct	3FG	3FGA	.Pct	FT	FTA	.Pct	Off	Def	Tot	Avg	PF	FO	Ast	TO	Blk	Stl	Pts	Avg
2013-14	32	1	502	15.7	51	125	.408	0	0	.000	29	64	.453	42	82	124	3.9	114	8	12	55	25	17	131	4.1
2014-15	27	5	395	14.6	26	86	.302	0	0	.000	14	33	.424	33	51	84	3.1	68	3	12	43	18	16	66	2.4
2015-16	26	10	363	14.0	38	100	.380	0	3	.000	20	30	.667	17	36	53	2.0	73	1	9	27	11	8	96	3.7
2016-17	29	13	454	15.7	50	120	.417	0	0	.000	21	37	.568	21	56	77	2.7	89	2	20	36	16	13	121	4.2
TOTAL	114	29	1714	15.0	165	431	.383	0	3	.000	84	164	.512	113	225	338	3.0	344	14	53	161	70	54	414	3.6

SEC CAREER STATISTICS

Year	GP	GS	Min	Total				3-Point			Free-Throw			Rebounds				PF	FO	Ast	TO	Blk	Stl	Pts	Avg
				Avg	TFG	TFGA	.Pct	3FG	3FGA	.Pct	FT	FTA	.Pct	Off	Def	Tot	Avg								
2013-14	16	0	224	14.0	20	44	.455	0	0	.000	6	14	.429	11	36	47	2.9	57	4	7	24	12	5	46	2.9
2014-15	16	3	269	16.8	21	58	.362	0	0	.000	10	21	.476	26	31	57	3.6	46	2	7	31	11	9	52	3.3
2015-16	16	9	223	13.9	22	57	.386	0	2	.000	9	12	.750	11	23	34	2.1	47	1	7	16	6	4	53	3.3
2016-17	16	1	248	15.5	21	62	.339	0	0	.000	13	17	.765	9	34	43	2.7	50	1	8	18	10	8	55	3.4
TOTAL	64	13	964	15.1	84	221	.380	0	2	.000	38	64	.594	57	124	181	2.8	200	8	29	89	39	26	206	3.2





Guard • 5-10 • Junior • Lisbon, Portugal/Independence (Kan.) Community College

- » Played a big role in Georgia's win at Auburn (2/12) -- had to come off the bench early after Haley Clark picked up two quick fouls
- » Scored 10 points at Kentucky -- her fifth double-figure scoring game this season
- » Had perhaps her best game of the year in a 13-point effort vs. Texas A&M (1/5)
- » Hit a crucial 3-pointer on UGA's first possession of the fourth quarter that put the Lady Dogs up by 10 against A&M
- » Scored a career-high 14 pts. vs. Western Carolina (12/28)
- » Plays mostly at the No. 2 spot but is also the team's backup point guard
- » Scored a then career-high 11 pts., including eight in the second quarter, vs. Cincinnati
- » Made first career start on the road against Oklahoma State
- » Tallied six second-half assists vs. BYU
- » Had an impressive Georgia debut, hitting double-figures in scoring with 10 points vs. SC State; seven of those points came in the second half


#24 Simone Costa

Opponent	Date	gs	min	Total		3-Pointers		Free throws		Rebounds				pf	a	t/o	bik	stl	pts	avg
				fg-fga	pct	3fg-fga	pct	ft-fa	pct	off	def	tot	avg							
SOUTH CAROLINA STAT	11/11/16	26		3-8	.375	1-6	.167	3-3	1.000	0	1	1	1.0	2	3	2	0	1	10	10.0
MERCER	11/13/16	18		0-3	.000	0-2	.000	0-0	.000	0	2	2	1.5	3	2	4	0	2	0	5.0
BYU	11/16/16	23		0-2	.000	0-0	.000	3-6	.500	0	2	2	1.7	0	6	1	0	0	3	4.3
at Georgia Tech	11/20/16	15		1-5	.200	0-2	.000	0-0	.000	1	2	3	2.0	1	1	1	2	0	2	3.8
vs Minnesota	11/24/16	17		3-4	.750	2-3	.667	0-0	.000	0	0	0	1.6	3	0	3	0	0	8	4.6
vs USF	11/26/16	27		2-5	.400	0-2	.000	2-2	1.000	2	0	2	1.7	2	1	1	0	1	6	4.8
KENNESAW STATE	11/29/16	28		1-3	.333	0-2	.000	1-2	.500	1	2	3	1.9	2	2	4	0	2	3	4.6
at Oklahoma State	12/3/16	*	27	1-5	.200	1-3	.333	0-0	.000	0	0	0	1.6	0	2	3	0	1	3	4.4
FURMAN	12/5/16	*	22	1-2	.500	1-1	1.000	3-4	.750	1	1	2	1.7	4	2	2	1	0	6	4.6
at Cincinnati	12/15/16	*	29	3-11	.273	2-7	.286	3-4	.750	1	3	4	1.9	4	2	0	1	2	11	5.2
VIRGINIA	12/19/16	*	34	1-7	.143	1-4	.250	3-4	.750	0	1	1	1.8	0	1	3	0	0	6	5.3
SAMFORD	12/22/16	*	34	0-5	.000	0-1	.000	2-2	1.000	0	1	1	1.8	1	0	2	0	1	2	5.0
WESTERN CAROLINA	12/28/16	*	40	5-9	.556	2-3	.667	2-3	.667	1	3	4	1.9	0	4	2	0	1	14	5.7
at Mizzou	01/01/17	*	26	2-8	.250	1-3	.333	1-2	.500	1	4	5	2.1	1	2	1	0	1	6	5.7
TEXAS A&M	1/5/17	*	34	5-10	.500	2-5	.400	1-2	.500	1	2	3	2.2	1	1	1	0	2	13	6.2
VANDERBILT	1/8/17	*	16	1-4	.250	0-1	.000	1-1	1.000	0	1	1	2.1	1	1	3	1	0	3	6.0
at #5/5 South Carolina	01/12/17	*	11	0-1	.000	0-1	.000	0-0	.000	0	1	1	2.1	1	0	0	0	0	0	5.6
at KENTUCKY	01/15/17	23		3-5	.600	1-1	1.000	3-3	1.000	1	2	3	2.1	2	4	6	0	0	10	5.9
FLORIDA	1/22/17	12		2-4	.500	2-2	1.000	1-2	.500	0	0	0	2.0	3	1	0	0	1	7	5.9
#5/5 SOUTH CAROLINA	1/26/17	3		0-0	.000	0-0	.000	0-0	.000	0	0	0	1.9	1	0	2	1	0	0	5.7
at Ole Miss	01/29/17	8		0-2	.000	0-1	.000	0-0	.000	1	0	1	1.9	1	0	0	0	0	0	5.4
at ARKANSAS	02/02/17	14		1-4	.250	0-1	.000	2-2	1.000	0	0	0	1.8	0	1	1	0	0	4	5.3
#25 TENNESSEE	02/05/17	8		0-0	.000	0-0	.000	3-4	.750	0	0	0	1.7	0	1	1	0	0	3	5.2
KENTUCKY	02/09/17	12		0-1	.000	0-1	.000	0-0	.000	0	0	0	1.6	2	3	0	0	1	0	5.0
at Auburn	02/12/17	31		1-5	.200	1-4	.250	3-4	.750	0	6	6	1.8	3	2	4	0	1	6	5.0
at Mississippi State	02/16/17	17		0-5	.000	0-1	.000	0-0	.000	0	1	1	1.8	1	1	3	0	1	0	4.8
LSU	02/19/17	9		0-1	.000	0-1	.000	0-0	.000	1	2	3	1.8	2	1	0	1	0	0	4.7
ALABAMA	02/23/17	21		2-4	.500	0-2	.000	0-0	.000	0	0	0	1.8	3	1	1	0	0	4	4.6
at Florida	02/26/17	15		1-5	.200	0-2	.000	0-0	.000	0	1	1	1.7	3	0	2	1	1	2	4.6
Totals		10	600	39-128	.305	17-62	.274	37-50	.740	12	38	50	1.7	47	45	53	8	19	132	4.6

Year	GP	GS	Min	Total				3-Point			Free-Throw			Rebounds				PF	FO	Ast	TO	Blk	Stl	Pts	Avg
				Avg	TFG	TFGA	.Pct	3FG	3FGA	.Pct	FT	FTA	.Pct	Off	Def	Tot	Avg								
2016-17	29	10	600	20.7	39	128	.305	17	62	.274	37	50	.740	12	38	50	1.7	47	0	45	54	8	19	132	4.6
TOTAL	29	10	600	20.7	39	128	.305	17	62	.274	37	50	.740	12	38	50	1.7	47	0	45	54	8	19	132	4.6

Year	GP	GS	Min	Total				3-Point			Free-Throw			Rebounds								Pts	Avg		
				Avg	TFG	TFGA	.Pct	3FG	3FGA	.Pct	FT	FTA	.Pct	Off	Def	Tot	Avg	PF	FO	Ast	TO			Blk	Stl
2016-17	16	4	260	16.3	18	59	.305	7	26	.269	15	20	.750	5	20	25	1.6	25	0	19	26	4	8	58	3.6
TOTAL	16	4	260	16.3	18	59	.305	7	26	.269	15	20	.750	5	20	25	1.6	25	0	19	26	4	8	58	3.6





#25 ARI HENDERSON

Guard • 5-7 • Freshman • Chamblee, Ga./Chamblee High School

HIGHLIGHTS

- » Walk-on who joined the team in October
- » Hit the first field goal of her career in the fourth quarter against Western Carolina (12/28)
- » Scored first points of Lady Bulldog career off three free-throws late in the game against Kennesaw State

SEASON & CAREER HIGHS

POINTS

Season: 3 Kenn. State (11/29/16)
Career: 3 Kenn. State (11/29/16)

REBOUNDS

Season: 1 BYU (11/16/16)
Career: 1 BYU (11/16/16)

ASSISTS

Season: NA
Career: NA

BLOCKS

Season: NA
Career: NA

STEALS

Season: 1 Western Carolina (12/28/16)
Career: 1 Western Carolina (12/28/16)

MINUTES

Season: 4 Western Carolina (12/28/16)
Career: 4 Western Carolina (12/28/16)

MISCELLANEOUS STATS

DOUBLE-DIGIT POINTS

Season: xx Career: xx

DOUBLE-DIGIT REBOUNDS

Season: xx Career: xx

DOUBLE-DOUBLES

Season: xx Career: xx

20-POINT GAMES

Season: xx Career: xx

2016-17 GAME-BY-GAME

#25 Ari Henderson

Opponent	Date	gs	min	Total		3-Pointers		Free throws		Rebounds				pf	a	t/o	blk	stl	pts	avg
				fg-fga	pct	3fg-fga	pct	ft-fa	pct	off	def	tot	avg							
SOUTH CAROLINA STAT	11/11/16	1		0-0	.000	0-0	.000	0-0	.000	0	0	0	0.0	1	0	0	0	0	0	0.0
BYU	11/16/16	1		0-1	.000	0-0	.000	0-0	.000	0	1	1	0.5	0	0	0	0	0	0	0.0
KENNESAW STATE	11/29/16	3		0-0	.000	0-0	.000	3-4	.750	0	0	0	0.3	0	0	0	0	0	3	1.0
at Oklahoma State	12/3/16	1		0-0	.000	0-0	.000	0-0	.000	0	0	0	0.3	0	0	0	0	0	0	0.8
WESTERN CAROLINA	12/28/16	4		1-2	.500	0-0	.000	0-0	.000	0	0	0	0.2	0	0	0	0	1	2	1.0
Totals		0	10	1-3	.333	0-0	.000	3-4	.750	0	1	1	0.2	1	0	0	0	1	5	1.0

OVERALL CAREER STATISTICS

Year	GP	GS	Min	Total			3-Point			Free-Throw			Rebounds			PF	FO	Ast	TO	Blk	Stl	Pts	Avg
				Avg	TFG	TFGA .Pct	3FG	3FGA .Pct	FT	FTA	.Pct	Off	Def	Tot	Avg								
2016-17	5	0	10	2.0	1	3 .333	0	0 .000	3	4	.750	0	1	1	0.2	1	0	0	0	0	1	5	1.0
TOTAL	5	0	10	2.0	1	3 .333	0	0 .000	3	4	.750	0	1	1	0.2	1	0	0	0	0	1	5	1.0

SEC CAREER STATISTICS

Year	GP	GS	Min	Total			3-Point			Free-Throw			Rebounds			PF	FO	Ast	TO	Blk	Stl	Pts	Avg
				Avg	TFG	TFGA .Pct	3FG	3FGA .Pct	FT	FTA	.Pct	Off	Def	Tot	Avg								
2016-17																							
TOTAL																							





Forward • 6-2 • Junior • Powder Springs, Ga./Hillgrove HS

- » Member of the SEC Community Service Team
- » 2016-17 AllState Good Works Team nominee
- » Very involved in the community; helps out with Special Olympics and is team's SAAC representative among other responsibilities
- » Coming on strong as of late, with seven double-figure scoring games in the last 11 contests
- » Played a pivotal role in the win vs. Alabama (2/23); scored a team-high 19 points, including a buzzer-beater at the end of the first quarter
- » Recorded her first double-double of the season with 18 points and a career-high 13 rebounds vs. Tennessee (2/5)
- » Recorded 18 points vs. Florida (1/22), scoring 10 of those points in the second half
- » Scored 19 points in Georgia's win against Texas A&M (1/5)
- » Brought down a then career-high 12 rebounds on the road at Oklahoma State
- » Scored a career-high 23 points on her 21st Birthday in a win vs. Kennesaw State
- » Had a then career-high 21-point effort against BYU, scoring 16 first-half points
- » Had high hopes after a stellar freshman campaign, but was forced to miss the last 15 games last year recovering from an illness known as Pericarditis
- » Started the first 14 games of the 2015-16 season and played in 16 games total
- » 2015 SEC All-Freshman Team selection

#33 Mackenzie Engram

				Total		3-Pointers		Free throws		Rebounds													
Opponent	Date	gs	min	fg-fga	pct	3fg-fga	pct	ft-fa	pct	off	def	tot	avg	pf	a	t/o	blk	stl	pts	avg			
SOUTH CAROLINA STAT	11/11/16	*	34	7-12	.583	0-2	.000	1-3	.333	3	4	7	7.0	2	3	4	1	1	15	15.0			
MERCER	11/13/16	*	29	2-9	.222	0-2	.000	4-4	1.000	0	8	8	7.5	3	0	3	0	1	8	11.5			
BYU	11/16/16	*	31	8-13	.615	3-5	.600	2-2	1.000	2	3	5	6.7	1	1	3	1	2	21	14.7			
at Georgia Tech	11/20/16	*	34	2-6	.333	0-1	.000	1-2	.500	0	6	6	6.5	1	1	3	0	3	5	12.3			
vs Minnesota	11/24/16	*	18	1-7	.143	0-0	.000	0-0	.000	2	2	4	6.0	4	2	1	0	0	2	10.2			
vs USF	11/26/16		34	6-15	.400	1-4	.250	4-4	1.000	3	2	5	5.8	4	1	0	0	0	17	11.3			
KENNESAW STATE	11/29/16		32	10-15	.667	2-3	.667	1-1	1.000	3	5	8	6.1	3	3	4	2	3	23	13.0			
at Oklahoma State	12/3/16		27	3-10	.300	0-4	.000	2-2	1.000	2	10	12	6.9	2	0	2	1	2	8	12.4			
FURMAN	12/5/16		28	4-14	.286	1-4	.250	2-2	1.000	0	2	2	6.3	2	2	1	0	1	11	12.2			
at Cincinnati	12/15/16		30	4-8	.500	0-0	.000	0-0	.000	2	4	6	6.3	3	2	3	2	2	8	11.8			
VIRGINIA	12/19/16		38	8-15	.533	2-4	.500	0-2	.000	2	2	4	6.1	1	1	1	0	2	18	12.4			
SAMFORD	12/22/16	*	26	2-8	.250	1-3	.333	1-2	.500	3	4	7	6.2	4	2	1	0	2	6	11.8			
WESTERN CAROLINA	12/28/16	*	33	5-9	.556	1-1	1.000	3-7	.429	0	9	9	6.4	2	1	1	2	3	14	12.0			
at Mizzou	01/01/17	*	19	0-1	.000	0-1	.000	3-4	.750	2	3	5	6.3	4	0	0	0	0	3	11.4			
TEXAS A&M	1/5/17	*	34	7-14	.500	0-1	.000	5-6	.833	2	2	4	6.1	2	0	0	0	3	19	11.9			
VANDERBILT	1/8/17	*	26	3-8	.375	1-3	.333	0-0	.000	2	3	5	6.1	1	1	3	0	0	7	11.6			
at #5/5 South Carolina	01/12/17	*	24	3-11	.273	3-5	.600	2-4	.500	1	4	5	6.0	4	1	2	0	0	11	11.5			
at KENTUCKY	01/15/17	*	19	1-9	.111	0-2	.000	2-2	1.000	2	3	5	5.9	3	1	0	3	0	4	11.1			
FLORIDA	1/22/17	*	37	7-14	.500	0-3	.000	4-5	.800	1	1	2	5.7	2	1	2	0	3	18	11.5			
#5/5 SOUTH CAROLINA	1/26/17	*	35	4-9	.444	0-3	.000	2-3	.667	1	1	2	5.6	4	2	2	0	3	10	11.4			
at Ole Miss	01/29/17	*	34	7-14	.500	2-7	.286	3-4	.750	2	5	7	5.6	1	1	3	0	2	19	11.8			
at ARKANSAS	02/02/17	*	20	2-10	.200	0-2	.000	3-5	.600	2	4	6	5.6	1	1	2	0	0	7	11.5			
#25 TENNESSEE	02/05/17	*	46	7-16	.438	0-4	.000	4-8	.500	5	8	13	6.0	3	3	3	1	3	18	11.8			
KENTUCKY	02/09/17	*	12	1-6	.167	1-1	1.000	0-0	.000	1	3	4	5.9	2	1	1	0	0	3	11.5			
at Auburn	02/12/17	*	33	4-7	.571	0-0	.000	4-4	1.000	5	5	10	6.0	4	2	2	3	1	12	11.5			
at Mississippi State	02/16/17	*	26	4-11	.364	1-2	.500	0-0	.000	4	3	7	6.1	5	2	0	0	3	9	11.4			
LSU	02/19/17		21	2-5	.400	0-1	.000	2-2	1.000	1	3	4	6.0	5	0	0	0	1	6	11.2			
ALABAMA	02/23/17	*	39	7-15	.467	1-4	.250	4-7	.571	2	6	8	6.1	5	3	2	0	2	19	11.5			
at Florida	02/26/17	*	31	5-8	.625	1-1	1.000	2-2	1.000	2	3	5	6.0	4	1	2	1	4	13	11.5			
Totals			22	850	126-299	.421	21-73	.288	61-87	.701	57	118	175	6.0	82	39	51	17	47	334	11.5		

Year	GP	GS	Min	Total				3-Point			Free-Throw			Rebounds				PF	FO	Ast	TO	Blk	Stl	Pts	Avg
				Avg	TFG	TFGA	.Pct	3FG	3FGA	.Pct	FT	FTA	.Pct	Off	Def	Tot	Avg								
2014-15	31	7	623	20.1	90	204	.441	15	42	.357	43	54	.796	56	82	138	4.5	66	2	18	63	20	22	238	7.7
2015-16	16	14	390	24.4	52	138	.377	9	33	.273	18	32	.563	29	58	87	5.4	40	2	14	26	8	12	131	8.2
2016-17	29	22	850	29.3	126	299	.421	21	73	.288	61	87	.701	57	118	175	6.0	82	3	39	51	17	47	334	11.5
TOTAL	76	43	1863	24.5	268	641	.418	45	148	.304	122	173	.705	142	258	400	5.3	188	7	71	140	45	81	703	9.3

Year	GP	GS	Min	Total				3-Point			Free-Throw			Rebounds				PF	FO	Ast	TO	Blk	Stl	Pts	Avg
				Avg	TFG	TFGA	.Pct	3FG	3FGA	.Pct	FT	FTA	.Pct	Off	Def	Tot	Avg								
2014-15	16	5	333	20.8	48	105	.457	11	27	.407	16	22	.727	25	47	72	4.5	39	2	11	38	16	9	123	7.7
2015-16	3	1	51	17.0	3	17	.176	1	7	.143	1	4	.250	1	3	4	1.3	6	0	2	5	0	2	8	2.7
2016-17	16	15	456	28.5	64	158	.405	10	40	.250	40	56	.714	35	57	92	5.8	50	3	20	24	8	25	178	11.1
TOTAL	35	21	840	24.0	115	280	.411	22	74	.297	57	82	.695	61	107	168	4.8	95	5	33	67	24	36	309	8.8





University of Georgia Basketball
Georgia Combined Team Statistics (as of Feb 27, 2017)
All games



RECORD:	OVERALL	HOME	AWAY	NEUTRAL
ALL GAMES	15-14	11-5	3-8	1-1
CONFERENCE	7-9	5-3	2-6	0-0
NON-CONFERENCE	8-5	6-2	1-2	1-1

#	Player	gp-gs	min	avg	Total		3-Point		F-Throw		Rebounds										pts	avg
					fg-fga	fg%	3fg-fga	3fg%	ft-fa	ft%	off	def	tot	avg	pf	dq	a	to	blk	stl		
11	Pachis Roberts	29-29	1055	36.4	146-328	.445	30-110	.273	98-123	.797	82	117	199	6.9	90	2	88	68	18	47	420	14.5
04	Caliya Robinson	27-15	738	27.3	162-328	.494	11-39	.282	37-68	.544	51	134	185	6.9	73	2	44	63	65	27	372	13.8
33	Mackenzie Engram	29-22	850	29.3	126-299	.421	21-73	.288	61-87	.701	57	118	175	6.0	82	3	39	51	17	47	334	11.5
01	Shanea Armbrister	29-16	811	28.0	77-207	.372	19-75	.253	25-36	.694	41	91	132	4.6	44	0	62	35	0	26	198	6.8
24	Simone Costa	29-10	600	20.7	39-128	.305	17-62	.274	37-50	.740	12	38	50	1.7	47	0	45	54	8	19	132	4.6
12	Haley Clark	29-29	942	32.5	39-119	.328	1-3	.333	44-70	.629	6	88	94	3.2	102	7	117	117	2	28	123	4.2
23	Halle Washington	29-13	454	15.7	50-120	.417	0-0	.000	21-37	.568	21	56	77	2.7	89	2	20	36	16	13	121	4.2
03	Stephanie Paul	29-11	440	15.2	45-122	.369	6-28	.214	20-29	.690	24	41	65	2.2	41	0	21	47	5	11	116	4.0
25	Ari Henderson	5-0	10	2.0	1-3	.333	0-0	.000	3-4	.750	0	1	1	0.2	1	0	0	0	0	1	5	1.0
	Team										54	66	120				10					
	Total.....	29	5900		685-1654	.414	105-390	.269	346-504	.687	348	750	1098	37.9	569	16	436	481	131	219	1821	62.8
	Opponents.....	29	5899		623-1690	.369	153-512	.299	411-605	.679	401	684	1085	37.4	502	-	319	464	65	227	1810	62.4

TEAM STATISTICS			UGA		OPP		Date	Opponent	Score	Att.			
SCORING			1821		1810		11/11/16	SOUTH CAROLINA STATE	w 64-50	2864			
Points per game			62.8		62.4		11/13/16	MERCER	w 72-64	2497			
Scoring margin			+0.4		-		11/16/16	BYU	w 81-51	2239			
FIELD GOALS-ATT			685-1654		623-1690		11/20/16	at Georgia Tech	L 45-52	2206			
Field goal pct			.414		.369		11/24/16	vs Minnesota	w 70-58	229			
3 POINT FG-ATT			105-390		153-512		11/26/16	vs USF	L 65-81	543			
3-point FG pct			.269		.299		11/29/16	KENNESAW STATE	w 82-40	2056			
3-pt FG made per game			3.6		5.3		12/3/16	at Oklahoma State	L 51-71	2497			
FREE THROWS-ATT			346-504		411-605		12/5/16	FURMAN	w 67-62	2078			
Free throw pct			.687		.679		12/15/16	at Cincinnati	w 51-48	569			
F-Throws made per game			11.9		14.2		12/19/16	VIRGINIA	L 43-66	2631			
REBOUNDS			1098		1085		12/22/16	SAMFORD	L 59-65	2509			
Rebounds per game			37.9		37.4		12/28/16	WESTERN CAROLINA	w 78-43	2754			
Rebounding margin			+0.4		-		* 01/01/17	at Mizzou	L 45-63	3879			
ASSISTS			436		319		* 1/5/17	TEXAS A&M	w 69-59	2222			
Assists per game			15.0		11.0		* 1/8/17	VANDERBILT	w 70-68	2958			
TURNOVERS			481		464		* 01/12/17	at #5/5 South Carolina	L 63-66	12043			
Turnovers per game			16.6		16.0		* 01/15/17	at KENTUCKY	L 61-82	5608			
Turnover margin			-0.6		-		* 1/22/17	FLORIDA	L 68-76	4181			
Assist/turnover ratio			0.9		0.7		* 1/26/17	#5/5 SOUTH CAROLINA	L 44-62	3540			
STEALS			219		227		* 01/29/17	at Ole Miss	L 62-69	1460			
Steals per game			7.6		7.8		* 02/02/17	at ARKANSAS	w 69-66	1603			
BLOCKS			131		65		* 02/05/17	#25 TENNESSEE	Wo2 81-78	3885			
Blocks per game			4.5		2.2		* 02/09/17	KENTUCKY	L 56-66	3235			
ATTENDANCE			46952		43341		* 02/12/17	at Auburn	w 57-51	3464			
Home games-Avg/Game			16-2934		11-3870		* 02/16/17	at Mississippi State	L 49-58	5431			
Neutral site-Avg/Game			-		2-386		* 02/19/17	LSU	Wot 70-65	4516			
Score by Periods			1st	2nd	3rd	4th	OT	OT2	Totals	* 02/23/17	ALABAMA	Wot 71-65	2787
Georgia			387	461	480	448	32	13	1821	* 02/26/17	at Florida	L 58-65	3809
Opponents			421	393	478	487	21	10	1810	* - Conference game			

* - Conference game





University of Georgia Basketball
Georgia Combined Team Statistics (as of Feb 27, 2017)
Conference games



RECORD:	OVERALL	HOME	AWAY	NEUTRAL
ALL GAMES	7-9	5-3	2-6	0-0
CONFERENCE	7-9	5-3	2-6	0-0
NON-CONFERENCE	0-0	0-0	0-0	0-0

#	Player	gp-gs	min	avg	Total		3-Point		F-Throw		Rebounds						a	to	blk	stl	pts	avg
					fg-fga	fg%	3fg-fga	3fg%	ft-fga	ft%	off	def	tot	avg	pf	dq						
11	Pachis Roberts	16-16	614	38.4	93-196	.474	21-68	.309	49-61	.803	43	59	102	6.4	57	2	43	35	10	25	256	16.0
04	Caliya Robinson	16-8	420	26.3	79-179	.441	3-17	.176	17-35	.486	30	81	111	6.9	43	1	25	38	43	10	178	11.1
33	Mackenzie Engram	16-15	456	28.5	64-158	.405	10-40	.250	40-56	.714	35	57	92	5.8	50	3	20	24	8	25	178	11.1
01	Shanea Armbrister	16-12	491	30.7	47-130	.362	14-50	.280	12-16	.750	16	58	74	4.6	25	0	31	21	0	16	120	7.5
03	Stephanie Paul	16-8	269	16.8	35-78	.449	5-18	.278	13-20	.650	18	28	46	2.9	27	0	14	27	2	2	88	5.5
12	Haley Clark	16-16	542	33.9	18-63	.286	0-0	.000	24-39	.615	2	51	53	3.3	59	4	75	74	1	14	60	3.8
24	Simone Costa	16-4	260	16.3	18-59	.305	7-26	.269	15-20	.750	5	20	25	1.6	25	0	19	26	4	8	58	3.6
23	Halle Washington	16-1	248	15.5	21-62	.339	0-0	.000	13-17	.765	9	34	43	2.7	50	1	8	18	10	8	55	3.4
	Team										30	36	66					5				
	Total.....	16	3300		375-925	.405	60-219	.274	183-264	.693	188	424	612	38.2	336	11	235	268	78	108	993	62.1
	Opponents.....	16	3300		357-956	.373	84-292	.288	261-378	.690	227	395	622	38.9	271	-	183	231	41	130	1059	66.2

TEAM STATISTICS	UGA	OPP	Date	Opponent	Score	Att.
SCORING	993	1059	* 01/01/17	at Mizzou	L 45-63	3879
Points per game	62.1	66.2	* 1/5/17	TEXAS A&M	W 69-59	2222
Scoring margin	-4.1	-	* 1/8/17	VANDERBILT	W 70-68	2958
FIELD GOALS-ATT	375-925	357-956	* 01/12/17	at #5/5 South Carolina	L 63-66	12043
Field goal pct	.405	.373	* 01/15/17	at KENTUCKY	L 61-82	5608
3 POINT FG-ATT	60-219	84-292	* 1/22/17	FLORIDA	L 68-76	4181
3-point FG pct	.274	.288	* 1/26/17	#5/5 SOUTH CAROLINA	L 44-62	3540
3-pt FG made per game	3.8	5.3	* 01/29/17	at Ole Miss	L 62-69	1460
FREE THROWS-ATT	183-264	261-378	* 02/02/17	at ARKANSAS	W 69-66	1603
Free throw pct	.693	.690	* 02/05/17	#25 TENNESSEE	Wo2 81-78	3885
F-Throws made per game	11.4	16.3	* 02/09/17	KENTUCKY	L 56-66	3235
REBOUNDS	612	622	* 02/12/17	at Auburn	W 57-51	3464
Rebounds per game	38.2	38.9	* 02/16/17	at Mississippi State	L 49-58	5431
Rebounding margin	-0.6	-	* 02/19/17	LSU	Wot 70-65	4516
ASSISTS	235	183	* 02/23/17	ALABAMA	Wot 71-65	2787
Assists per game	14.7	11.4	* 02/26/17	at Florida	L 58-65	3809
TURNOVERS	268	231	* - Conference game			
Turnovers per game	16.8	14.4				
Turnover margin	-2.3	-				
Assist/turnover ratio	0.9	0.8				
STEALS	108	130				
Steals per game	6.8	8.1				
BLOCKS	78	41				
Blocks per game	4.9	2.6				
ATTENDANCE	27324	37297				
Home games-Avg/Game	8-3416	8-4662				
Neutral site-Avg/Game	-	0-0				

Score by Periods	1st	2nd	3rd	4th	OT	OT2	Totals
Georgia	207	241	247	253	32	13	993
Opponents	231	229	286	282	21	10	1059





University of Georgia Basketball
Georgia Team Game-by-Game Comparison (as of Feb 27, 2017)
All games



Opponent	1st	2nd	Score	Mar	Total FG	FG Pct	3-Pointers	3FG Pct	Free Throws	FT Pct	Rebounds	Assist	T/Over	Block	Steal	Fouls
SOUTH CAROLINA STATE	36/21	28/29	64-50	+14	24-68/18-56	.353/.321	3-21/5-21	.143/.238	13-18/9-16	.722/.563	53/34 +19	13/7	17/17	2/4	6/7	15/17
MERCER	24/30	48/34	72-64	+8	26-56/23-62	.464/.371	3-17/5-13	.176/.385	17-23/13-19	.739/.684	43/29 +14	18/11	20/14	5/1	10/9	18/20
BYU	32/21	49/30	81-51	+30	31-58/17-46	.534/.370	4-13/3-17	.308/.176	15-21/14-20	.714/.700	31/31 -	19/10	12/24	2/3	7/10	17/21
Georgia Tech	23/28	22/24	45-52	(7)	16-50/19-57	.320/.333	3-13/4-17	.231/.235	10-14/10-22	.714/.455	42/33 +9	12/12	27/16	7/7	8/11	19/20
Minnesota	36/24	34/34	70-58	+12	27-64/19-70	.422/.271	4-14/3-21	.286/.143	12-16/17-24	.750/.708	45/47 (2)	23/8	13/14	3/0	3/2	21/19
USF	31/34	34/47	65-81	(16)	22-54/26-59	.407/.441	3-12/11-25	.250/.440	18-20/18-26	.900/.692	28/39 (11)	13/14	9/12	3/2	5/3	26/16
KENNESAW STATE	44/12	38/28	82-40	+42	32-55/15-54	.582/.278	4-10/7-16	.400/.438	14-24/3-6	.583/.500	44/24 +20	24/6	19/24	8/0	12/14	12/20
Oklahoma State	20/38	31/33	51-71	(20)	21-54/26-62	.389/.419	2-12/8-17	.167/.471	7-12/11-15	.583/.733	27/46 (19)	10/17	13/15	1/0	10/7	16/11
FURMAN	31/38	36/24	67-62	+5	24-55/20-54	.436/.370	7-16/5-19	.438/.263	12-18/17-22	.667/.773	32/39 (7)	18/8	14/20	5/0	5/4	21/14
Cincinnati	26/26	25/22	51-48	+3	20-57/15-48	.351/.313	3-12/5-15	.250/.333	8-11/13-21	.727/.619	35/38 (3)	14/8	18/22	5/1	15/8	20/17
VIRGINIA	24/32	19/34	43-66	(23)	16-51/27-62	.314/.435	3-13/3-10	.231/.300	8-19/9-11	.421/.818	35/42 (7)	12/13	20/16	2/2	8/12	12/15
SAMFORD	31/27	28/38	59-65	(6)	21-55/23-50	.382/.460	1-9/6-15	.111/.400	16-24/13-16	.667/.813	39/29 +10	10/13	16/16	4/2	9/5	20/21
WESTERN CAROLINA	42/23	36/20	78-43	+35	30-52/18-54	.577/.333	5-9/4-14	.556/.286	13-20/3-9	.650/.333	32/32 -	15/9	15/23	6/2	13/5	16/20
Mizzou	29/33	16/30	45-63	(18)	16-53/23-51	.302/.451	4-15/5-17	.267/.294	9-11/12-14	.818/.857	28/37 (9)	8/14	16/15	0/2	9/10	15/8
TEXAS A&M	40/23	29/36	69-59	+10	27-59/23-64	.458/.359	3-13/0-9	.231/.000	12-19/13-16	.632/.813	33/43 (10)	16/9	19/25	6/1	12/7	19/22
VANDERBILT	32/33	38/35	70-68	+2	27-63/21-57	.429/.368	4-13/8-15	.308/.533	12-16/18-30	.750/.600	38/42 (4)	18/10	10/14	9/0	4/4	23/20
#5/5 South Carolina	27/30	36/36	63-66	(3)	24-57/22-60	.421/.367	7-15/6-18	.467/.333	8-14/16-22	.571/.727	40/34 +6	19/11	18/11	4/1	4/13	22/14
KENTUCKY	14/44	47/38	61-82	(21)	22-56/30-58	.393/.517	6-11/7-16	.545/.438	11-17/15-22	.647/.682	28/38 (10)	12/18	12/11	6/4	3/5	20/14
FLORIDA	33/35	35/41	68-76	(8)	21-55/26-66	.382/.394	4-20/4-16	.200/.250	22-27/20-30	.815/.667	43/42 +1	14/12	18/14	7/2	6/12	26/26
#5/5 SOUTH CAROLINA	15/23	29/39	44-62	(18)	20-54/20-57	.370/.351	1-10/5-16	.100/.313	3-8/17-31	.375/.548	38/45 (7)	9/10	18/10	5/8	4/10	21/15
Ole Miss	34/26	28/43	62-69	(7)	24-55/24-58	.436/.414	6-21/7-30	.286/.233	8-16/14-18	.500/.778	38/31 +7	14/19	22/14	1/2	9/10	19/14
ARKANSAS	34/32	35/34	69-66	+3	24-57/22-79	.421/.278	4-14/10-31	.286/.323	17-27/12-23	.630/.522	48/47 +1	20/12	14/9	9/4	3/9	18/23
#25 TENNESSEE	27/24	32/35	81-78	+3	34-74/30-71	.459/.423	5-17/3-14	.294/.214	8-16/15-18	.500/.833	42/43 (1)	21/14	20/24	5/3	13/8	20/16
KENTUCKY	31/36	25/30	56-66	(10)	23-61/21-53	.377/.396	3-9/6-18	.333/.333	7-12/18-21	.583/.857	35/40 (5)	13/9	10/14	6/3	4/5	20/14
Auburn	26/25	31/26	57-51	+6	19-47/14-57	.404/.246	3-12/7-23	.250/.304	16-20/16-25	.800/.640	47/30 +17	16/7	22/9	8/1	6/12	23/20
Mississippi State	21/19	28/39	49-58	(9)	20-57/16-48	.351/.333	2-12/3-18	.167/.167	7-8/23-27	.875/.852	37/35 +2	12/8	18/16	2/6	8/5	25/13
LSU	22/24	35/33	70-65	+5	29-60/24-64	.483/.375	2-13/2-5	.154/.400	10-13/15-22	.769/.682	33/43 (10)	17/8	12/13	7/2	8/7	20/15
ALABAMA	33/27	28/34	71-65	+6	24-59/20-65	.407/.308	2-11/7-34	.182/.206	21-28/18-33	.750/.545	51/41 +10	15/11	18/13	1/0	7/5	24/21
Florida	30/26	28/39	58-65	(7)	21-58/21-48	.362/.438	4-13/4-12	.308/.333	12-12/19-26	1000/.731	33/31 +2	11/11	21/19	2/2	8/8	21/16

Note: Game totals are displayed in the format TEAM/OPPONENT for each category





University of Georgia Basketball
Georgia Overall/Conference Statistics (as of Feb 27, 2017)
All games



SUMMARY	Overall Statistics										Conference Statistics									
	gp-gs	min/g	fg%	3fg%	ft%	r/g	a/g	stl	blk	pts/g	gp-gs	min/g	fg%	3fg%	ft%	r/g	a/g	stl	blk	pts/g
Pachis Roberts	29-29	36.4	.445	.273	.797	6.9	3.0	47	18	14.5	16-16	38.4	.474	.309	.803	6.4	2.7	25	10	16.0
Caliya Robinson	27-15	27.3	.494	.282	.544	6.9	1.6	27	65	13.8	16-8	26.3	.441	.176	.486	6.9	1.6	10	43	11.1
Mackenzie Engram	29-22	29.3	.421	.288	.701	6.0	1.3	47	17	11.5	16-15	28.5	.405	.250	.714	5.8	1.3	25	8	11.1
Shanea Armbrister	29-16	28.0	.372	.253	.694	4.6	2.1	26	0	6.8	16-12	30.7	.362	.280	.750	4.6	1.9	16	0	7.5
Simone Costa	29-10	20.7	.305	.274	.740	1.7	1.6	19	8	4.6	16-4	16.3	.305	.269	.750	1.6	1.2	8	4	3.6
Haley Clark	29-29	32.5	.328	.333	.629	3.2	4.0	28	2	4.2	16-16	33.9	.286	.000	.615	3.3	4.7	14	1	3.8
Halle Washington	29-13	15.7	.417	.000	.568	2.7	0.7	13	16	4.2	16-1	15.5	.339	.000	.765	2.7	0.5	8	10	3.4
Stephanie Paul	29-11	15.2	.369	.214	.690	2.2	0.7	11	5	4.0	16-8	16.8	.449	.278	.650	2.9	0.9	2	2	5.5
Ari Henderson	5-0	2.0	.333	.000	.750	0.2	0.0	1	0	1.0										
Totals	29		.414	.269	.687	37.9	15.0	219	131	62.8	16		.405	.274	.693	38.2	14.7	108	78	62.1
Opponent	29		.369	.299	.679	37.4	11.0	227	65	62.4	16		.373	.288	.690	38.9	11.4	130	41	66.2

SCORING	Overall Statistics										Conference Statistics									
	fg-fga	fg%	3fg-fga	3fg%	ft-fta	ft%	pts	pts/g			fg-fga	fg%	3fg-fga	3fg%	ft-fta	ft%	pts	pts/g		
Pachis Roberts	146-328	.445	30-110	.273	98-123	.797	420	14.5			93-196	.474	21-68	.309	49-61	.803	256	16.0		
Caliya Robinson	162-328	.494	11-39	.282	37-68	.544	372	13.8			79-179	.441	3-17	.176	17-35	.486	178	11.1		
Mackenzie Engram	126-299	.421	21-73	.288	61-87	.701	334	11.5			64-158	.405	10-40	.250	40-56	.714	178	11.1		
Shanea Armbrister	77-207	.372	19-75	.253	25-36	.694	198	6.8			47-130	.362	14-50	.280	12-16	.750	120	7.5		
Simone Costa	39-128	.305	17-62	.274	37-50	.740	132	4.6			18-59	.305	7-26	.269	15-20	.750	58	3.6		
Haley Clark	39-119	.328	1-3	.333	44-70	.629	123	4.2			18-63	.286	0-0	.000	24-39	.615	60	3.8		
Halle Washington	50-120	.417	0-0	.000	21-37	.568	121	4.2			21-62	.339	0-0	.000	13-17	.765	55	3.4		
Stephanie Paul	45-122	.369	6-28	.214	20-29	.690	116	4.0			35-78	.449	5-18	.278	13-20	.650	88	5.5		
Ari Henderson	1-3	.333	0-0	.000	3-4	.750	5	1.0												
Totals	685-1654	.414	105-390	.269	346-504	.687	1821	62.8			375-925	.405	60-219	.274	183-264	.693	993	62.1		
Opponent	623-1690	.369	153-512	.299	411-605	.679	1810	62.4			357-956	.373	84-292	.288	261-378	.690	1059	66.2		

TOTALS	Overall Statistics										Conference Statistics									
	o-reb	d-reb	total	pf	fo	a	to	a/to	hi	pts	o-reb	d-reb	total	pf	fo	a	to	a/to	hi	pts
Pachis Roberts	82	117	199	90	2	88	68	1.3	29		43	59	102	57	2	43	35	1.2	28	
Caliya Robinson	51	134	185	73	2	44	63	0.7	30		30	81	111	43	1	25	38	0.7	28	
Mackenzie Engram	57	118	175	82	3	39	51	0.8	23		35	57	92	50	3	20	24	0.8	19	
Shanea Armbrister	41	91	132	44	0	62	35	1.8	18		16	58	74	25	0	31	21	1.5	18	
Simone Costa	12	38	50	47	0	45	54	0.8	14		5	20	25	25	0	19	26	0.7	13	
Haley Clark	6	88	94	102	7	117	117	1.0	9		2	51	53	59	4	75	74	1.0	8	
Halle Washington	21	56	77	89	2	20	36	0.6	16		9	34	43	50	1	8	18	0.4	6	
Stephanie Paul	24	41	65	41	0	21	47	0.4	12		18	28	46	27	0	14	27	0.5	12	
Ari Henderson	0	1	1	1	0	0	0	0.0	3											
Totals	348	750	1098	569	16	436	481	0.9	82		188	424	612	336	11	235	268	0.9	81	
Opponent	401	684	1085	502	-	319	464	0.7	82		227	395	622	271	-	183	231	0.8	82	

