



# 2010-11 Auburn Women's Basketball

Game 10 • December 18, 2010

vs. Purdue | Indianapolis, Ind. (Conseco Fieldhouse) | Boilermaker Blockbuster

18 NCAA Tournament Appearances • Three Final Fours • Five SEC Titles • Four SEC Tournament Titles



## AUBURN MEDIA RELATIONS

Associate Director/WBB Contact: Matt Crouch • [mccrouch@auburn.edu](mailto:mccrouch@auburn.edu)

Auburn Athletic Complex / 392 South Donahue / Auburn, AL 36849

O: 334.844.9800 • C: 334.740.4109 • F: 334.844.9807

[www.AuburnTigers.com](http://www.AuburnTigers.com)

Twitter: @AuburnWBB

## 2010-11 SCHEDULE/RESULTS

### NOVEMBER

12	Mercer	W, 79-61
15	#16/14 Florida State	L, 61-67
18	#6/6 Duke	L, 62-75
22	at South Florida	L, 49-67
26	1-vs. Sacred Heart	L, 53-65
27	1-vs. Seton Hall	W, 85-51

### DECEMBER

2	South Alabama	W, 75-70
4	Temple	L, 61-62
15	at George Washington	W, 52-45
18	2-vs. Purdue	12:30 p.m.
21	at Chicago State	1 p.m.
28	Alabama A&M	6 p.m.
30	Jacksonville State	6 p.m.

### JANUARY

2	at Alabama* [CSS]	2 p.m.
6	Florida*	6 p.m.
9	at Vanderbilt*	2 p.m.
13	Ole Miss*	6 p.m.
16	LSU* [CSS]	2 p.m.
20	at Mississippi State*	7 p.m.
23	Tennessee* [CSS]	2 p.m.
30	South Carolina*	2 p.m.

### FEBRUARY

3	at Kentucky*	6 p.m.
6	Mississippi State*	2 p.m.
10	at LSU* [Cox Sports Television]	7 p.m.
13	at Arkansas* [ESPN2]	4 p.m.
17	Alabama*	6 p.m.
20	at South Carolina* [FSN]	1 p.m.
24	at Georgia*	6 p.m.
27	Kentucky* [SEC Network]	1 p.m.

### MARCH

3-6	Southeastern Conference Tournament	Nashville, Tenn. • Bridgestone Arena
20 & 22	NCAA Tournament First and Second Rounds	Auburn, Ala. • Auburn Arena
26-29	NCAA Tournament Regionals	

### APRIL

3-5	NCAA Final Four	Indianapolis, Ind. • Conseco Fieldhouse
-----	-----------------	---

\* - SEC Game

All Times are Central

1 - Junkanoo Jam (Freeport, Bahamas)

2 - Boilermaker Blockbuster (Indianapolis, Ind.)

All home games played at Auburn Arena

**Bold indicates home games**

[www.AuburnTigers.com](http://www.AuburnTigers.com)

## GAME 10

[NR/NR] Auburn (4-5) vs. [NR/NR] Purdue (5-3)

**When:** Saturday, December 18 • 12:30 p.m. CT

**Where:** Conseco Fieldhouse (18,345) • Indianapolis, Ind.

**TV/Webcast:** N/A

**Radio:** WMXA 96.7 FM; Andy Burcham (play-by-play), Arnika Edwards (color)

**Audio Webcast:** AuburnTigers.com

**Gametracker:** AuburnTigers.com

**Series:** Series tied, 1-1 (1-0 at neutral sites)

**Last Meeting:** Auburn def. Purdue 75-65 in Iowa City, Iowa (1-5-91)

**Last Meeting in Indianapolis:** First Meeting

**Up Next:** Auburn will continue its road trip with a 1 p.m. CT, Tuesday game at Chicago State in Chicago, Ill.; the team's last game before the Holiday break

## AUBURN PROJECTED STARTERS

No.	Pos.	Name	Ht.	Year	PPG	RPG	Hometown
1	G	Morgan Toles	5-9	So.	7.2	(avg) 4.6	Fayetteville, Ga.
4	G	Parrisha Simmons	6-0	Jr.	2.8	3.3	Macon, Ga.
5	G	Alli Smalley	5-8	Sr.	12.9	2.3	Arab, Ala.
14	F	Blanche Alverson	6-3	So.	10.1	3.2	Andalusia, Ala.
21	F	Jordan Greenleaf	6-1	Sr.	9.0	8.7	Rex, Ga.

## OFF THE BENCH

2	G	Morgan Jennings	5-8	Jr.	5.0	3.0	Atlanta, Ga.
11	G	Courtney Strain	5-9	Fr.	2.1	0.6	Woodland, Ala.
23	F	Chantel Hilliard	6-2	Jr.	5.9	2.8	Biloxi, Miss.
25	F	Jassany Williams	6-2	Fr.	4.7	3.4	Davie, Fla.
32	G/F	Tyrese Tanner	6-2	Fr.	3.2	2.9	Birmingham, Ala.
34	C	Peyton Davis	6-5	Fr.	1.1	1.0	Birmingham, Ala.

Head Coach: Nell Fortner / Associate Head Coach: Kerry Cremeans / Assistant Coaches: Mark Simons and Carla McGhee

## PURDUE PROJECTED STARTERS

No.	Pos.	Name	Ht.	Year	PPG	RPG	Hometown
5	G	Brittany Rayburn	6-0	Jr.	14.3	3.0	Attica, Ind.
15	G	Courtney Moses	5-7	Fr.	12.6	2.3	Sweetser, Ind.
41	F	Alex Guyton	6-3	Jr.	6.1	3.5	Bloomington, Ind.
43	G	Chantel Poston	5-10	R-So.	2.6	3.3	Milan, Tenn.
52	F	Ashley Wilson	6-0	So.	4.5	2.5	Wheeling, Ill.

Head Coach: Sharon Versyp / Assistant Coaches: Martin Clapp, Ukari Figs and Nadine Morgan

**Media Information**

The Auburn media relations department considers its work with the media a top priority. The 2010-11 Auburn Women's Basketball Media Supplement has been prepared to assist the working media in their coverage of Tiger basketball. If you have not received a copy, or if you need additional information, interview or photograph requests, or have any questions, please contact Matt Crouch in the media relations office at 334.844.9709.

**Interview Policy**

Coach Fortner, her assistants and all women's basketball players are available for phone and personal interviews by contacting Matt Crouch in the media relations office. Post-game interviews will be allowed following a 10-minute cooling off period. Non-game day requests will be met based on the players class and practice schedules.

**Credentials**

Anyone wishing to cover an Auburn women's basketball game should contact Matt Crouch in the media relations office at least one day in advance in order to make the proper arrangements.

**On the Air**

The Tigers can be heard live locally in Auburn on Mix 96.7 FM for the entire regular and postseasons. Andy Burcham, in his 23rd season with the women's basketball program and handles play-by-play duties. Arnika Edwards joins Burcham for her fourth season and provides color commentary. Each game can also be heard live on the internet at [www.AuburnTigers.com](http://www.AuburnTigers.com).

**Weekly Live Radio Show**

Starting in January, every Tuesday at 6 p.m. CT Nell Fortner will host a live show from Logan's Roadhouse in Tiger Town with Andy Burcham. Fans can listen to the show on 96.7 FM. The number to call in to the show is 1-800-282-2557.

**Game-Day Services**

Statistics, rosters and game notes will be provided prior to the game in the media work room. Box scores will also be handed out during and following the game. Phones and fax machines are available in the media work room.

**Photo/Video Services**

Todd Van Emst of the Auburn Media Relations office handles all photo requests. Please contact Van Emst at 334-844-9514. Satellite feeds of selected Auburn women's basketball games are available for the media. A number of studio and satellite services may be arranged for electronic media by calling Steve Sain in the Auburn Media Relations office at 334.844.9809.

**On the Web**

The home for Auburn Athletics on the web, [www.AuburnTigers.com](http://www.AuburnTigers.com), is your source for Auburn Women's Basketball. The website offers the most recent information and news on the Tigers. At [www.AuburnTigers.com](http://www.AuburnTigers.com), you can also listen to each women's basketball game broadcast live and follow along on live scoring for every home game.

**2010-11 Numerical Roster**

No.	Name	Height	Position	Class	Hometown/High School
1	Morgan Toles	5-9	Guard	SO	Fayetteville, Ga./Sandy Creek
2	Morgan Jennings	5-8	Guard	JR	Atlanta, Ga./Frederick Douglass
4	Parrisha Simmons	6-0	Guard	JR	Macon, Ga./Southwest Macon
5	Alli Smalley	5-8	Guard	SR	Arab, Ala./Arab
11	Courtney Strain	5-9	Guard	FR	Woodland, Ala./Woodland
14	Blanche Alverson	6-3	Foward/Guard	SO	Andalusia, Ala./Buford (Ga.)
20	Pascale "P.J." West	6-8	Center	SO	LaGrange, Ga./Troup County
21	Jordan Greenleaf	6-1	Forward	SR	Rex, Ga./Morrow
22	Camille Glymph	5-10	Guard	FR	Greenville, S.C./J.L. Mann
23	Chantel Hilliard	6-2	Forward/Center	JR	Biloxi, Miss./St. Martin
25	Jassany Williams	6-2	Forward	FR	Davie, Fla./Nova
32	Tyrese Tanner	6-2	Forward	FR	Birmingham, Ala./Hoover
34	Peyton Davis	6-5	Center	FR	Birmingham, Ala./Mortimer Jordan

**2010-11 Alphabetical Roster**

No.	Name	Height	Pos.	Ht.	Hometown
14	Blanche Alverson	6-3	Foward/Guard	SO	Andalusia, Ala./Buford (Ga.)
34	Peyton Davis	6-5	Center	FR	Birmingham, Ala./Mortimer Jordan
22	Camille Glymph	5-10	Guard	FR	Greenville, S.C./J.L. Mann
21	Jordan Greenleaf	6-1	Forward	SR	Rex, Ga./Morrow
23	Chantel Hilliard	6-2	Forward/Center	JR	Biloxi, Miss./St. Martin
2	Morgan Jennings	5-8	Guard	JR	Atlanta, Ga./Frederick Douglass
4	Parrisha Simmons	6-0	Guard	JR	Macon, Ga./Southwest Macon
5	Alli Smalley	5-8	Guard	SR	Arab, Ala./Arab
11	Courtney Strain	5-9	Guard	FR	Woodland, Ala./Woodland
32	Tyrese Tanner	6-2	Forward	FR	Birmingham, Ala./Hoover
1	Morgan Toles	5-9	Guard	SO	Fayetteville, Ga./Sandy Creek
20	Pascale "P.J." West	6-8	Center	SO	LaGrange, Ga./Troup County
25	Jassany Williams	6-2	Forward	FR	Davie, Fla./Nova

**STAFF:**

**Head Coach:** Nell Fortner (Texas, 1982)

**Assistant Coach:** Kerry Cremeans (Florida, 1994)

**Assistant Coach:** Mark Simons (Aquinas College, 1972)

**Assistant Coach:** Carla McGhee (Tennessee, 1990)

**Director of Basketball Operations:** Melissa Maines (Texas Tech, 1998)

**Video Coordinator:** Kelly Komara (Purdue, 2002)

**Administrative Assistant:** Ashley Langford (Tulane, 2009)

**Director of Administrative Support Services:** Arnika Edwards (Alabama A&M, 1991)

**Athletic Trainer:** Angie Lawrence (Appalachian State, 1997)

**Student Assistant:** Reneisha Hobbs (Auburn, 2010)

**BY CLASS:**

**Seniors (2):** Jordan Greenleaf, Alli Smalley

**Juniors (3):** Chantel Hilliard, Morgan Jennings, Parrisha Simmons

**Sophomores (3):** Blanche Alverson, Morgan Toles, Pascale "P.J." West

**Freshmen (5):** Peyton Davis, Camille Glymph, Courtney Strain, Tyrese Tanner, Jassany Williams

## Projected Auburn Starters



### Morgan Toles

Guard  
5-9  
Sophomore  
Fayetteville, Ga.  
Sandy Creek High School  
7.2 ppg / 4.6 spg / 1.3 spg

1

- Tied her season high with 7 assists at George Washington
- Returned to the starting lineup against GW; came off bench previous 4 games
- Scored in double figures four times this season
- Is tied for third in the SEC in assists per game



### Parrisha Simmons

Guard  
6-0  
Junior  
Macon, Ga.  
Southwest Macon High School  
2.8 ppg / 3.3 rpg / 2.1 orpg

4

- Returned to the starting lineup against GW; came off bench previous 4 games
- A rebounding and defensive specialist
- Is second on the team with 2.1 offensive rebounds per game
- Posted season highs of 5 pts and 6 rebs against South Alabama



### Alli Smalley

Guard  
5-8  
Senior  
Arab, Ala.  
Arab High School  
12.9 ppg / 1.2 spg / 2.3 rpg

5

- A Preseason All-SEC First Team selection
- Set the Auburn career 3-point record against Temple
- A starter since her freshman season, she has started 93 consecutive games
- Score more than 20 points for the first time this season with 22 vs. Temple



### Blanche Alverson

Guard/Forward  
6-3  
Sophomore  
Andalusia, Ala.  
Buford (Ga.) High School  
9.4 ppg / 3.1 rpg / .310 3fg%

14

- Scored season-high 16 points against Florida State and at George Washington
- Has a 3-pointer in seven of nine games this season
- Has also scored in double figures in five games this season
- Played in all 31 games last season, starting in 13; averaged 6.9 ppg



### Jordan Greenleaf

Forward  
6-1  
Senior  
Rex, Ga.  
Morrow High School  
9.0 ppg / 8.7 rpg / 1.4 spg

21

- Leads Auburn with 8.7 rebounds and 1.4 steals per game
- Neared a double-double vs. Temple with 9 pts and 12 rebs
- Averaging 10.7 rebounds per game over the last three games
- Pulled down second double-double of season at USF with 13 pts and 10 rebs.

## Auburn Women's Basketball Quick Hitters

- Auburn is playing its first season in the new \$86 million Auburn Arena
- The win over Mercer was the first regular-season Auburn win, men or women, in the new facility
- The Purdue game is the second of a three-city, eight-day road trip for the Tigers
- Alli Smalley broke the Auburn career 3-point record against Temple, she now has 189 on her career
- Auburn's win over Seton Hall on Nov. 27 broke a four-game losing streak; the Tigers followed up with a home win over South Alabama, giving the team back-to-back wins for the first time this season
- The Purdue game is Auburn's third neutral-site game this season following the Junkanoo Jam in the Bahamas
- Conoco Fieldhouse is the host facility of the 2011 NCAA Women's Final Four
- As head coach of the Indiana Fever, Auburn head coach Nell Fortner called Conoco Fieldhouse home from 2001-03
- This is Auburn's first game in an NBA venue since defeating Clemson, 60-58, on Dec. 27, 2002 at Phillips Arena
- This will be the third meeting between Auburn and Purdue with the series tied 1-1
- Auburn is coming off a 52-45 win at George Washington; Purdue is coming off a 71-25 win over Murray State
- Auburn is 1-0 all-time against the Boilermakers when playing on a neutral site
- Auburn won the last meeting, defeating Purdue 75-65 in Iowa City, Iowa on Jan. 5, 1991
- Auburn is 16-9 all-time against current Big Ten Conference teams
- This will be the first meeting between Nell Fortner and Purdue's Sharon Versyp
- There are several Auburn-Purdue connections: Fortner and assistant Kerry Cremeans both coached at Purdue, video coordinator Kelly Komara was an All-Big Ten selection and a member of Purdue's 1999 NCAA title team, Purdue assistant Ukari Figgs played under Fortner her freshman season and played alongside Komara on the 1999 NCAA title team
- Auburn is 10-2 all-time when playing on Dec. 18
- The Tigers are 193-50 all-time in the month of December, 34-8 under Fortner
- Auburn is 5-2 all-time against teams from Indiana and 2-1 when playing in the state of Indiana
- Auburn is 81-2 under Fortner when scoring 70 or more points
- The Tigers are averaging 20.8 points per game scored on turnovers
- Fortner has guided the Tigers to a 75-32 record when playing non-conference games, 31-7 when playing at home
- Alli Smalley and Tyrese Tanner were named to the Junkanoo Jam All-Tournament Team on Nov. 27
- Auburn was picked sixth in the SEC Preseason Media and Coaches' polls, Tennessee was picked to win the league
- Alli Smalley was picked the the Coaches' Preseason All-SEC First Team and to the media's Second Team
- Nell Fortner is beginning her seventh season at Auburn, marking her longest tenure at any job
- The Tigers welcome five newcomers: Peyton Davis, Camille Glymph, Courtney Strain, Tyrese Tanner, Jassany Williams
- Carla McGhee returns to Auburn for her second stint as an assistant coach
- Auburn will be a first- and second-round host of the 2011 NCAA Tournament in the new Auburn Arena



**Follow Auburn Women's Basketball on Twitter**  
**@AuburnWBB**

## INDIVIDUAL CATEGORY LEADERS

Auburn	Purdue
Alli Smalley - 12.9	Points ..... Brittany Rayburn - 14.3
Jordan Greenleaf - 8.7	Rebounds ..... Antionette Howard - 4.1
Morgan Toles - 4.6	Assists ..... Antionette Howard - 3.0
Jordan Greenleaf - 1.4	Steals ..... Sam Astarcello - 2.1
Jordan Greenleaf - 1.4	Blocks ..... Sam Astarcello - 1.4
Jordan Greenleaf - 33.6	Minutes Played ..... Brittany Rayburn - 30.8
Chantel Hilliard - .525	Field Goal Percentage ..... Sam Astarcello - .576
Alli Smalley - .386	3-Point Percentage ..... Courtney Moses - .524
Chantel Hilliard - .786	Free-Throw Percentage ..... Brittany Rayburn - .900

## AUBURN WOMEN'S BASKETBALL WEEKLY SCHEDULE

	Tuesday 14	Wednesday 15	Thursday 16	Friday 17	Saturday 18	Sunday 19	Monday 20
Dec. 14 through Dec. 20	Practice 8:30 - 11:30 a.m. Auburn Arena  Depart for Washington, D.C.	Auburn at George Washington W, 52-45 Smith Center	Travel to Indianapolis, Ind.	Practice 12:30 - 2:30 p.m. TBA	Auburn vs. Purdue 12:30 p.m. CT Conseco Fieldhouse  Travel to Chicago	TBA	Practice 12 - 2 p.m. Jones Convocation Center

## General Information

School..... Auburn University  
City / Zip..... Auburn, Ala. / 36849  
Founded..... Oct. 1, 1856  
Enrollment..... 24,602  
Nickname..... Tigers  
Colors..... Burnt Orange and Navy Blue  
Home Court..... Auburn Arena (9,121)  
Affiliation..... NCAA Division I  
Conference..... Southeastern Conference  
President..... Dr. Jay Gogue  
Athletic Director..... Jay Jacobs  
Senior Women's Administrator..... Meredith Jenkins  
Faculty Athletics Representative..... Dr. Mary Boudeaux  
University Website..... www.Auburn.edu

## Team Information

2009-10 Record (SEC Record)..... 15-16 (5-11)  
SEC Finish / Tournament Finish..... 10th / Second Round  
All-time SEC Record..... 179-150 (.544)  
All-time SEC Tournament Record..... 34-27  
Starters Returning/Lost..... 5/1  
Letterwinners Returning/Lost..... 9/2  
Newcomers..... 5  
First Year of Basketball..... 1971  
Overall Record..... 784-349 (.692)  
NCAA Tournament Appearances/Last..... 18/2009  
NCAA Tournament Record..... 29-18  
WNIT Appearances/Last..... 2/2007  
WNIT Record..... 7-1

## Basketball Staff

Head Coach (Alma Mater)..... Nell Fortner (Texas, 1982)  
Record at Auburn..... 120-78 (7th season)  
Career Record..... 137-89 (8th season)  
Associate Head Coach (Alma Mater)..... Kerry Cremeans (Florida, 1994)  
Assistant Coaches (Alma Mater)..... Mark Simons (Aquinas College, 1972)  
..... Carla McGhee (Tennessee, 1990)  
Director of Basketball Operations..... Melissa Maines  
Director of Administrative Support Services..... Arnika Edwards  
Administrative Assistant..... Ashley Langford  
Student Assistant..... Reneisha Hobbs  
Video Coordinator..... Kelly Komara  
Secretary..... Ann Yates  
Basketball Office Phone..... (334) 844-9200  
Basketball Office Fax..... (334) 844-9862  
Strength and Conditioning..... Megan Young  
Athletic Trainer..... Angie Lawrence  
Academic Counselor..... Mary Ann Taylor-Sims

## Radio Broadcast Information

Radio Station..... WMXA (96.7 FM)  
Play-by-Play..... Andy Burcham  
Color..... Arnika Edwards  
Burcham Email..... aburcham@auburnnetwork.com  
Burcham Office Phone..... (334) 826-2929  
Network Address..... Auburn Network, Inc.  
..... P.O. Box 950  
..... Auburn, AL 36831-0950

## PURDUE MEDIA RELATIONS

For information on the Purdue Boilermaker women's basketball team, contact Sara White in the media relations office. Her number is 765.337.2202 and her email is sarawhite@purdue.edu.

For more information, go to www.PurdueSports.com.

## OFFICIALS

TBA

## RANKINGS

Auburn and Purdue are not ranked.

## NEXT UP FOR THE TIGERS

Auburn will continue its three-city, eight-day road trip with a 1 p.m. CT, Tuesday game at Chicago State. It will be the final game before the Holiday break for the Tigers. Auburn will return home for a 6 p.m., Dec. 28 game against Alabama A&M.

## AUBURN'S POST-GAME PROCEDURE

The Auburn locker room is closed. Coach Nell Fortner and selected Tiger players will be brought to the interview room after the 10-minute "cooling off" period.

## QUICK HITS

Auburn is in its 40th season of women's basketball and sports an all-time record of 784-349... AU has made 18 NCAA Tournament appearances, two WNIT appearances and three Final Fours in the program's history... Head Coach Nell Fortner is in her seventh season at Auburn with a 137-89 career record and a 120-78 record on the Plains... The Tigers are coming off a 15-16 season in 2009-10.

## AUBURN-PURDUE SERIES

This will be the third meeting between Auburn and Purdue with the series tied 1-1. It will be the first meeting in Indianapolis and the second at a neutral site as the Tigers defeated the Boilermakers in 1991 at the Big Ten-SEC Challenge in Iowa City, Iowa.

## Previous meetings against Purdue:

Dec. 7, 1989	L	57-61	West Lafayette, Ind.
Jan. 5, 1991	W	75-65	Iowa City, Iowa

## SCOUTING AUBURN

Following the long break for final exams, Auburn bounced back from its loss to Temple to pick up its first road win of the season, a 52-49 victory over George Washington. The Tigers have won two of their last three games after a four-game losing streak.

The Tigers have lived off their defense this season, averaging 8.9 steals and 3.7 blocks per game. Auburn opponents average 20.0 turnovers per game with the Tigers scoring an average of 20.8 points per game off of turnovers.

Senior Alli Smalley leads the team with 12.9 points per game, followed by Blanche Alverson with 10.1 per game. Smalley and Alverson have combined to average 3.6 3-pointers made per game.

Jordan Greenleaf pulls down a team-high 8.7 rebounds per game, along with her 9.0 points. Sophomore Morgan Toles averages 7.2 points and 4.6 assists per game.

## SCOUTING PURDUE

Purdue beat Murray State, 71-25, its last time out, breaking a three-game losing streak that included losses to nationally-ranked Maryland (56-55), Notre Dame (72-51) and Texas A&M (100-55). Making things tougher over the stretch, the Boilermakers have been playing without starter Drey Mingo, who is out with an illness.

Purdue opened the season with four straight wins before the losing streak. Six of the team's eight games this season have been at home with the Auburn game its first at a neutral site. The Boilermakers are 0-2 so far this season when playing away from Mackey Arena.

As a team, Purdue shoots 44.5 percent from the field and 32.6 percent from 3-point range. The Boilermaker defense forces 20.3 turnovers per game on 10.3 steals while blocking 5.3 shots per game.

Brittany Rayburn leads the team this season with 14.3 points per game, followed by Courtney Moses with 12.6 per outing. Antionette Howard adds 8.5 points while dishing out a team-best 3.0 assists per game.

## Statistical Comparison - Auburn vs. Purdue

<b>Coach:</b>	<b>Auburn</b> Nell Fortner	<b>Purdue</b> Sharon Versyp
<b>Career Record:</b>	137-89	212-117
<b>Top Scorer:</b>	Smalley (12.9)	Rayburn (14.3)
<b>Top Rebounder:</b>	Greenleaf (8.7)	Howard (4.1)

<b>Series Record:</b>	Series tied, 1-1
- at Auburn	N/A
- at West Lafayette, Ind.	Auburn trails, 0-1
- at Neutral	Auburn leads, 1-0
- Overall Streak	Auburn won the last meeting

Record	4-5	5-3
Conference Record	0-0	0-0
RealtimeRPI.com Rank	178	86
Points Per Game	64.1	68.0
Scoring Margin	+1.5	+9.2
FG Percentage	.375	.445
Opp. FG %	.424	.379
3FG Percentage	.322	.326
Opp. 3FG %	.391	.304
Rebounds	38.3	34.1
Opp. Rebounds	38.3	33.5
Rebound Margin	---	+0.6
Turnovers	14.2	18.3
Opp. Turnovers	20.0	20.3
Steals	8.9	10.3
Opp. Steals	6.0	8.4
Blocks	3.7	5.3
Opp. Blocks	3.6	4.3

## Around the SEC (Through Games of Dec. 15, 2010)

	SEC	Pct.	Overall	Pct.
Arkansas	0-0	.000	9-0	1.000
Kentucky	0-0	.000	7-1	.875
Tennessee	0-0	.000	9-2	.818
Alabama	0-0	.000	8-2	.800
Georgia	0-0	.000	6-2	.750
Mississippi State	0-0	.000	6-2	.750
Florida	0-0	.000	8-3	.727
Ole Miss	0-0	.000	7-3	.700
Vanderbilt	0-0	.000	6-3	.667
South Carolina	0-0	.000	5-4	.556
LSU	0-0	.000	5-5	.500
Auburn	0-0	.000	4-5	.444

**This Week in the SEC****Wednesday, December 15**

Auburn at George Washington	52-45, AU
Mississippi Valley State at Ole Miss	68-57, UM
Mississippi State at Southern Mississippi	50-40, MSU

**Thursday, December 16**

Texas-San Antonio at LSU	11:30 a.m.
Oral Roberts at Arkansas	7 p.m.

**Friday, December 17**

Mississippi State at Xavier	6 p.m.
-----------------------------	--------

**Saturday, December 18**

Auburn vs. Purdue	12:30 p.m.
Ole Miss at Central Michigan	1 p.m.
Alabama A&M at Kentucky	1 p.m.
Belmont at Alabama	2 p.m.

All Times Central

**Moving On Up (Auburn Players in the Career Rankings)...**

- **Alli Smalley** now holds the Auburn record for career 3-pointers with 189 and career 3-point attempts with 552
- **Alli Smalley** needs 42 more points to tie Linda Godby for 13th all-time in career scoring at Auburn
- **Jordan Greenleaf** needs 1 more blocked shot to tie Brenda Hill for seventh all-time at Auburn in career blocks
- **Jordan Greenleaf** needs 81 more rebounds to tie Kendall Mago and C.C. Hayden for 11th all-time at Auburn in career rebounds

**LAST TIME OUT FOR AUBURN**

Blanche Alverson scored a game-high 16 points as the Auburn women's basketball team was able to hold off a late George Washington surge to pull out the 52-45 win at the Charles E. Smith Center in Washington, D.C. on Dec. 15.

Alverson and Alli Smalley combined for 30 of Auburn's 52 points, knocking down a combined six 3-pointers in the process. Jordan Greenleaf anchored down the defensive end, pulling down a game-high 11 rebounds while blocking four shots.

Auburn out-rebounded the Colonials 49-36, including 27 Tiger offensive rebounds that were turned in to 17 second-chance points. Auburn flexed its defensive power, using nine steals to force 15 GW turnovers and then scoring 15 points off the turnovers. The Tigers also blocked a season-high seven shots.

**LAST TIME OUT FOR PURDUE**

The Purdue Boilermakers held the Murray State Racers to the lowest point total by an opponent since 2002 and set a school record for opponent field goal percentage in a 71-25 victory in Mackey Arena on Sunday.

The 25 points scored by Murray State (2-7) was a result of Purdue's smothering defense which limited the Racers to 12.2 percent from the field - a school and Mackey Arena record. The previous low was 14.3 percent by Valparaiso on Jan. 25, 1977.

Purdue's offense was a balanced one, with three players tying for scoring honors. Brittany Rayburn, Ashley Wilson and Antoinette Howard each contributed 11 points. In addition, all 10 players scored at least one field goal and played at least 12 minutes. Alex Guyton and Howard pulled down seven rebounds each, to lead the Boilermakers on the boards.

**FORTNER VS. VERSYP**

This will be the first meeting between Auburn head coach Nell Fortner and Purdue's Sharon Versyp.

Fortner is in her seventh season at Auburn and holds a 119-78 record on The Plains. Versyp is in her fifth season with the Boilermakers and holds a 95-52 record at her alma mater.

**VS. BIG TEN CONFERENCE**

Auburn is 16-9 all-time against current members of the Big Ten Conference. Auburn's last meeting with an Big Ten team came in 2008 as the Tigers downed Ohio State, 87-80, in overtime on Nov. 23.

**LAST TIME VS. PURDUE**

Auburn and Purdue last met on Jan. 5, 1991 in Iowa City, Iowa, with the Tigers taking a 75-65 win over the Boilermakers in the Big Ten-SEC Challenge.

The Tigers held a 38-33 lead at halftime and continued its run for the 10-point win.

C.C. Hayden led Auburn with 29 points, followed by Carolyn Jones with 19 and Suzette Sargeant with 14.

Purdue was led by Joy Holmes with 27 points and MaChelle Joseph with 19. Joseph, who is currently the head coach at Georgia Tech, worked as an assistant coach at Auburn under Joe Ciampi from 1996-2001.

**AUBURN-PURDUE CONNECTIONS**

The meeting between Auburn and Purdue is full of connections, listed below are a few:

**Nell Fortner**

Auburn coach Nell Fortner served as head coach at Purdue during the 1996-97 season, leading the Boilermakers to a 17-11 record. Purdue was named Big Ten Co-Champion that season and advanced to the second round of the NCAA Tournament.

**Kerry Cremeans**

Auburn assistant coach Kerry Cremeans served as an assistant under Fortner at Purdue in the 1996-97 season. After Fortner departed to coach the U.S. National Team, Cremeans stayed on staff under Carolyn Peck and Kristy Curry. She helped the Boilermakers to a 181-49 record during her seven seasons, including the 1999 NCAA title and a runner-up finish in 2001.

**Kelly Komara**

Video Coordinator Kelly Komara played at Purdue from 1999-2002, helping the team to a NCAA title and runner-up finish in 2001. In her final season at Purdue, she was named the Indiana NCAA Woman of the Year, Big Ten Defensive Player of the Year, All-Big Ten First Team and named to the WBCA All-Star Team.

**Ukari Figgs**

Purdue assistant coach Ukari Figgs played for the Boilermakers from 1995-99. She played one season under Nell Fortner and three under Kerry Cremeans. She also played alongside then-freshman Kelly Komara during her senior season, helping Purdue to the 1999 NCAA title.

**Associated Press Top-25 Poll****Week 5 (Dec. 13)**

Rank	School	Record	Points	Pvs
1	Connecticut (40)	9-0	1,000	1
2	Baylor	9-1	943	2
3	Stanford	6-0	930	3
4	<b>Duke</b>	<b>11-0</b>	<b>861</b>	<b>5</b>
5	Xavier	9-0	856	4
6	<b>Tennessee</b>	<b>9-1</b>	<b>762</b>	<b>8</b>
7	West Virginia	10-0	742	9
8	Texas A&M	8-1	716	7
9	UCLA	8-0	666	10
10	North Carolina	10-0	641	12
11	Ohio State	7-1	613	6
12	Oklahoma	9-1	567	13
13	<b>Kentucky</b>	<b>7-1</b>	<b>520</b>	<b>14</b>
14	Michigan State	10-1	460	15
15	<b>Florida State</b>	<b>8-1</b>	<b>389</b>	<b>17</b>
16	Iowa	9-1	386	19
17	Notre Dame	8-3	341	18
18	St. John's	9-1	304	20
19	Maryland	9-1	225	22
20	Georgetown	8-3	219	11
21	Iowa State	7-2	201	16
22	DePaul	11-1	144	24
23	Texas	5-3	116	21
24	Syracuse	8-0	84	NR
25	Boston College	10-0	79	NR

**Others Receiving Votes:** Georgia 57, Wisconsin-Green Bay 49, Nebraska 46, Kansas State 39, **Arkansas 12**, Bowling Green 8, Kansas 6, Southern California 6, Georgia Tech 4, Miami (Fla.) 4, Northwestern 4.

**USA Today / ESPN Top-25 Coaches Poll****Week 5 (Dec. 14)**

Rank	School	Record	Points	Pvs
1	Connecticut (31)	9-0	775	1
2	Stanford	6-0	737	2
3	Baylor	9-1	719	3
4	<b>Duke</b>	<b>11-0</b>	<b>672</b>	<b>4</b>
5	Xavier	9-0	660	5
6	<b>Tennessee</b>	<b>9-1</b>	<b>604</b>	<b>7</b>
7	Texas A&M	8-1	577	8
8	West Virginia	10-0	560	9
9	UCLA	8-0	508	10
10	Ohio State	7-1	465	6
11	North Carolina	10-0	459	13
12	Oklahoma	9-1	458	11
13	<b>Kentucky</b>	<b>7-1</b>	<b>389</b>	<b>14</b>
14	<b>Florida State</b>	<b>8-1</b>	<b>347</b>	<b>16</b>
15	Iowa	9-1	310	19
16	Notre Dame	8-3	294	18
17	Michigan State	10-1	251	20
18	St. John's	9-1	190	21
19	Georgetown	8-3	188	12
20	Iowa State	7-2	157	15
21	Nebraska	8-1	146	22
22	Maryland	9-1	137	23
23	Wisconsin-Green Bay	9-1	126	17
24	Boston College	10-0	96	25
25	DePaul	12-1	67	NR

**Others Receiving Votes:** Syracuse 43, **Arkansas 34**, **Georgia 25**, Texas 25, Oklahoma State 11, Kansas 11, Bowling Green 7, California 6, Louisville 6, Miami (Fla.) 6, Marquette 3, Northwestern 2, Princeton 2, Florida Gulf Coast 1, Rutgers 1.

**Bold denotes 2010-11 opponents**

**OLD STOMPING GROUND**

Coaching on Consecro Fieldhouse is nothing new for Auburn head coach Nell Fortner. As head coach of the WNBA's Indiana Fever from 2001-03, she played all her home games in the facility. While coaching the Fever, she led the team to a 29-21 record in Consecro Fieldhouse.

**ON THIS DATE...**

Auburn is 10-2 all-time when playing on Dec. 18. This will be the first game for head coach Nell Fortner on Dec. 18. Auburn's last game on Dec. 18 was an 83-58 win over Appalachian State in 2002. The Tigers have won the last three games on Dec. 18 with one of those, a 91-55 win at Iowa in 1999, coming against a Big Ten team.

**IN DECEMBER**

Auburn is 193-50 all-time in the month of December, including a 34-8 mark under Nell Fortner (records begin in 1978-79 season, not all dates provided prior to or during that season).

**AGAINST THE HOOSIER STATE**

Auburn has a 5-2 record all-time when playing teams from the state of Indiana; Nell Fortner is 1-0 as Auburn's head coach. Auburn's record against teams from the Hoosier state: Ball State (1-0), IUPUI (1-0), Indiana State (1-0), Notre Dame (0-1), Purdue (1-1) and Valparaiso (1-0).

Valpo is the most recent opponent with the Tigers winning 51-50 on Dec. 29, 2009 at the San Diego Surf 'N Slam Tournament.

**WHEN PLAYING IN INDIANA**

Auburn has a 2-1 record all-time when playing in the state of Indiana. Auburn's last game in the Hoosier State was a 57-61 loss at Purdue on Dec. 7, 1989. The Tigers' other Indiana games came when they won the 1981 Sycamore Classic in Terre Haute, Ind., defeating Texas-El Paso (95-39) and Indiana State (92-54).

**GET AN NBA FEELING**

Saturday's game will be at Consecro Fieldhouse, the home court for the NBA's Indiana Pacers and WNBA's Indiana Fever. For the Tigers, it will be the team's first game in an NBA venue since Auburn defeated Clemson, 60-58, on Dec. 27, 2002 as part of the Russell Athletic Shootout at Phillips Arena in Atlanta, Ga.

**LONG DISTANCE RECORD BREAKER**

With her 3-pointer with 1:22 left in the Temple game on Dec. 4, Auburn senior Alli Smalley recorded the 185th 3-pointer of her Auburn career, giving her sole possession of the AU 3-point record.

**TOUGH START**

Auburn is coming off its most difficult start to a season in the program's history. After opening against Mercer, Auburn played 16th-ranked Florida State and sixth-ranked Duke, giving the Tigers two ranked opponents in the first three games for the first time in school history.

**BREAKING THE STREAK**

Auburn's 85-51 win over Seton Hall broke a four-game losing streak for the Tigers - a streak that tied for the longest losing streak since the 2004-05 season. Auburn has not lost more than four consecutive games since it lost six in a row from Dec. 31, 2004 - Jan. 20, 2005.

**93 AND COUNTING**

Auburn junior guard Alli Smalley earned her first collegiate start on Dec. 29, 2007 at Saint Joseph's, the 14th game of her collegiate career, and has not left. Since then, Smalley has started in 93 consecutive games.

**DEFENSE MAKES OFFENSE**

Auburn has used its defense to create its offense this season. So far, the Tigers have scored a total of 187 points off of turnovers, including a season-high mark of 36 against Seton Hall.

While averaging 8.9 steals, 3.7 blocks and 20.0 opponent turnovers per game this season, Auburn has turned the efforts into an average of 20.8 points off turnovers per game.

**DOUBLE DOWN**

Senior Jordan Greenleaf pulled down 12 rebounds with 16 points in the season-opener against Florida State, earning her first double-double of the season and fourth of her career.

She came back with another at South Florida, scoring 13 points with 10 rebounds.

**CLEARING 20**

Senior Alli Smalley became the first Tiger to clear the 20-point plateau this season, scoring 22 in Auburn's loss to Temple on Dec. 4. It marks the 14th time in her career to clear 20 points.

**TURN IT IN TO POINTS**

Auburn forced 31 Seton Hall turnovers on Nov. 27, turning them in to 36 points on the other end of the floor. It marked the most points scored by the Tigers off turnovers since Auburn scored 39 against Sam Houston State on Dec. 5, 2008.

**DISHING IT OUT**

By playing in her 30th career game against Mercer, Auburn sophomore became eligible for the career assist rankings. With 169 on her career, she ranks sixth all-time at Auburn with 4.4 per game.

**I'M FIRST!**

While it was Mercer's Sharnea Boykin who scored the first field goal in Auburn Arena, sophomore Blanche Alverson came down on the very next possession to pick up Auburn's first field goal and the first 3-pointer in the facility.

**SEC PRESEASON POLL (Media Vote)**  
(First-place votes in Parentheses)**SEC Champion**

Tennessee (15), Kentucky (1), Auburn (1)

**Order of Finish**

1. Tennessee.....	202
2. Kentucky.....	183
3. Vanderbilt.....	157
4. Georgia.....	150
5. LSU.....	147
6. Auburn.....	120
7. South Carolina.....	84
8. Arkansas.....	81
9. Alabama.....	65
10. Ole Miss.....	47
11. Mississippi State.....	45
11. Florida.....	45

**Player of the Year**

Victoria Dunlap, UK (13), Angie Bjorklund, UT (2), Shekinna Stricklen, UT (2)

**All-SEC First Team**LaSondra Barrett, LSU  
Victoria Dunlap, Kentucky  
Angie Bjorklund, Tennessee  
Shekinna Stricklen, Tennessee  
Jence Rhoads, Vanderbilt**All-SEC Second Team**Tierney Jenkins, Alabama  
Alli Smalley, Auburn  
Porsha Phillips, Georgia  
A'dia Mathies, Kentucky  
Kelley Cain, Tennessee**SEC PRESEASON POLL (Coaches' Vote)****SEC Champion**

Tennessee

**Order of Finish**

1. Tennessee.....	121
2. Kentucky.....	108
3. LSU.....	93
4. Georgia.....	88
4. Vanderbilt.....	88
6. Auburn.....	59
7. South Carolina.....	48
8. Alabama.....	43
9. Ole Miss.....	42
10. Florida.....	39
11. Arkansas.....	35
12. Mississippi State.....	28

**Player of the Year**

Victoria Dunlap, UK (8); Shekinna Stricklen, UT (2); Marah Strickland, USC (1); Jence Rhoads, VU (1)

**All-SEC First Team**Alli Smalley, Auburn  
Porsha Phillips, Georgia  
Victoria Dunlap, Kentucky  
A'dia Mathies, Kentucky  
LaSondra Barrett, LSU  
Angie Bjorklund, Tennessee  
Shekinna Stricklen, Tennessee  
Jence Rhoads, Vanderbilt**All-SEC Second Team**Tierney Jenkins, Alabama  
C'eira Ricketts, Arkansas  
Jasmine James, Georgia  
Katherine Graham, LSU  
Marah Strickland, South Carolina  
Kelley Cain, Tennessee  
Glory Johnson, Tennessee  
Hannah Tuomi, Vanderbilt**OUTSIDE THE LEAGUE**

Nell Fortner has guided the Tigers to a 75-32 ledger in non-conference play. When playing at home, Fortner's teams have posted a 31-7 mark. The only six non-conference losses at home came from Xavier on Dec. 2, 2005 (58-60), No. 2 Duke on Dec. 31, 2004 (61-80), No. 20 George Washington on Jan. 3, 2008 (66-68), No. 15 Texas A&M on Nov. 22, 2009 (59-79), No. 16 Florida State on Nov. 15, 2010 (61-67), No. 6 Duke on Nov. 18, 2010 (62-75) and Temple on Dec. 4, 2010 (62-61).

**OFFENSE WINS GAMES**

Auburn is 81-2 when scoring 70 or more points in the Nell Fortner era. The only times Auburn has lost when scoring at least 70 points was on Jan. 20, 2005 vs. No. 7 Tennessee, 71-81 and Feb. 19, 2009 at No. 18 Vanderbilt, 73-70. When scoring less than 70 points, Auburn is 39-76 during the Fortner era.

**HOME COOKIN'**

Since a 77-70 loss to Virginia on Jan. 5, 1992, the Auburn Tigers have compiled a 127-10 record against non-conference opponents when playing at home.

**BUILDING WITH EXPERIENCE**

Auburn enters the 2010-11 season with a mix of youth and experience. Nine of the 14 players on the roster are either freshmen or sophomores, but among the nine returning players, Auburn brings back 250 games of experience as a starter.

**EVERYONE PLAYS**

All 12 active Tigers have played at least one minute in five of the first nine games of the season.

**SMALLEY AND TANNER NAMED TO JUNKANOO JAM****ALL-TOURNAMENT TEAM**

For their play at the Junkanoo Jam, senior Alli Smalley and freshman Tyrese Tanner were named to the Junkanoo Jam All-Tournament Team.

Smalley averaged 13.5 points, 2.5 assists and 2.5 rebounds per game in the two games, scoring a team-high 15 points in Auburn's win over Seton Hall. Tanner averaged 6.0 points and 3.5 rebounds, along with a team-high 2.5 steals per game on the week.

Also on the all-tournament team were Boston College's Stefanie Murphy and Sacred Heart's Callan Taylor. BC's Carolyn Swords was named the tournament MVP.

**SMALLEY NAMED PRESEASON ALL-SEC**

Auburn senior Alli Smalley was named to the Preseason All-SEC team by both the coaches and the media. The Coaches selected Smalley to the Preseason All-SEC First Team while the media voted her to the Second Team.

Smalley averaged 15.7 points per game last season, chipping in 4.4 rebounds and 2.3 assists per outing.

**AUBURN PICKED SIXTH IN SEC PRESEASON MEDIA AND COACHES POLLS**

Coming off a 15-16 season, the Auburn women's basketball team was picked sixth in the preseason SEC media and coaches polls. Tennessee was the preseason favorite in both polls.

**MAKING IT HOME**

Nell Fortner enters her seventh season as Auburn's head coach, marking her longest tenure at any position in her career. The longest Fortner had stayed at a job prior to Auburn came from 1990-95 while she was an assistant coach at Louisiana Tech under legendary head coach Leon Barmore.

**NEW FACES**

Auburn welcomes five new faces to its lineup this season in freshmen Peyton Davis (Birmingham, Ala.), Camille Glymph (Greenville, S.C.), Courtney Strain (Woodland, Ala.), Tyrese Tanner (Birmingham, Ala.) and Jassany Williams (Davie, Fla.). The recruiting class was ranked 18th in the country by ESPN.com's HoopGurlz.

**FIRST GAME IN AUBURN ARENA**

Auburn won its inaugural game in the new \$86 million Auburn Arena. The Tigers defeated Mercer, 79-61, for the first regular-season Auburn win, men or women, in the new facility.

The Tigers move across the street this season from its former home, Beard-Eaves-Memorial Coliseum - the team's home since 1974. Auburn played its first game in BEMC on Jan. 11, 1974, defeating in-state rival Alabama, 69-31.

**TIGERS SIGN HASINA MUHAMMAD FOR 2011-12**

The Auburn women's basketball signed 6-1 guard/forward Hasina Muhammad (Ridgeway HS, Memphis, Tenn.) to a National Letter of Intent, head coach Nell Fortner announced on Nov. 10.

Muhammad is ranked as the No. 66 overall player in the country by ESPN's HoopGurlz. She is also ranked as the 17th-best guard in the country and No. 2 prospect in Tennessee by HoopGurlz.

Muhammad was also ranked by two other recruiting services. She is the No. 50 overall prospect according to the All-Star Girls Report and No. 47 in the Girls Basketball Report.

**WNBA CHAMPION... AGAIN**

After winning a WNBA title in 2009 with the Phoenix Mercury, former Tiger Le'Coe Willingham put herself in select company when she turned around and won it again in 2010, this time with the Seattle Storm.

Willingham, a native of Augusta, Ga., averaged 5.5 points and 4.1 rebounds per game as she helped the Storm to a league-best 28-6 record.

The Storm swept Los Angeles in the first round of the playoffs, setting up a meeting of Willingham and her former team, the Mercury, in the conference finals. She defeated her old team, and former Tiger DeWanna Bonner, in a sweep for a trip to the WNBA finals.

Seattle made it a perfect run through the playoffs, sweeping the Atlanta Dream in three games for the title.

**The Southeastern Conference****Commissioner:** Mike Slive**Founded:** 1933**Members:**

Alabama Crimson Tide  
 Arkansas Lady Razorbacks  
 Auburn Tigers  
 Florida Gators  
 Georgia Bulldogs  
 Kentucky Wildcats  
 LSU Tigers  
 Mississippi Rebels  
 Mississippi State Bulldogs  
 South Carolina Gamecocks  
 Tennessee Lady Volunteers  
 Vanderbilt Commodores

**SEC Media Relations****Women's Basketball Contact:** Tammy Wilson**Address:**

2201 Richard Arrington Blvd.  
 Birmingham, Ala. 35203-1103

**Phone:** 205.458.3000**Fax:** 205.458.3031**E-mail:** twilson@sec.org**Web site:** www.SECsports.com**SEC Women's Basketball Notes**

- The SEC has posted impressive non-conference records in the last decade. The SEC compiled a 121-45 (.729) non-conference record during the 2009-10 season.
- Since the 1990 season, the SEC has compiled a 2,774-844 (.767) record against other conferences. The league has recorded 150+ wins during eight seasons and has never recorded a non-conference winning percentage below .723.
- SEC teams have earned appearances in 25 of 29 NCAA Final Fours, an accomplishment unmatched by any other league.
- Overall, SEC squads have filled 34 of the 116 Final Four berths, including having two Final Four teams in 1988 (Auburn, Tennessee), 1989 (Auburn, Tennessee), 1995 (Georgia, Tennessee), 1996 (Georgia, Tennessee), 1998 (Arkansas, Tennessee), 2004 (LSU, Tennessee), 2005 (LSU, Tennessee), 2007 (LSU, Tennessee) and 2008 (LSU, Tennessee).
- SEC teams have made 18 appearances in a nation-high 16 NCAA Championship games, winning eight NCAA Championships (Tennessee: 1987, 1989, 1991, 1996, 1997, 1998, 2007 and 2008).
- The league also had the distinction of providing both national finalists twice in its history in 1996 (Tennessee 83, Georgia 65) and in 1989 (Tennessee 76, Auburn 60).
- SEC teams have won 329 NCAA Tournament games against 168 losses (.662) for an average of 11.4 NCAA wins per year.
- In addition, all 12 current members have appeared in the NCAA Tournament.
- The SEC has paced the pack in NCAA tournament bids 21 times in its 29-year history.
- The SEC was the first league to ever have eight teams invited to the NCAA Tournament, doing so in 1999 and 2002.
- The SEC was also the first league to ever have seven teams invited to the NCAA Tournament and earned this honor a leading seven times (1986, 1991, 1995, 1996, 1997, 2003, 2004).
- The SEC is one of a handful of leagues to have won three national tournament titles with eight NCAA, two WNIT and three NWIT. Along with the eight NCAA championships won by Tennessee, Arkansas (1999) and Auburn (2003) captured the current Women's NIT titles. But the first-ever SEC national title belongs to Georgia, winners of the 1981 NWIT which predates the current NCAA tournament. LSU (1985) and Kentucky (1990) each won NWIT titles. Both Arkansas (1987) and South Carolina (1979) won the WNIT as members of their previous conferences.
- In 2003, Auburn won the WNIT title with wins over South Alabama, Florida State, Richmond, Creighton and Baylor. In 1999, the Arkansas Lady Razorbacks defeated Wisconsin 76-64 to claim the SEC's first WNIT championship.
- In 1981, Georgia defeated Pittsburg, California and Arizona State (in OT) to capture the NWIT Championship, the first-ever national championship of any kind for the SEC in women's basketball.

**TIGERS ON THE TUBE**

As part of the SEC's television agreement with ESPN, the Auburn women's basketball team will be televised six times this season on Fox Sports Net, CSS, the SEC Network and ESPN2. The SEC Tournament will be televised on Fox Sports Net, ESPN2 and ESPN2. In all, the SEC will be televised in more than 70 games this season.

Auburn will be televised three times at home at the new Auburn Arena and three times on the road. The first will be the SEC-opener on Jan. 2 at Alabama on CSS, followed by a Jan. 16 home meeting with LSU on CSS. The Tigers will appear on CSS again a week later, on Jan. 23, as Tennessee comes to town.

Auburn will then make an ESPN2 appearance on Feb. 13 at Arkansas before traveling to South Carolina for a Feb. 20 game on the Fox Sports Net.

The Tigers will close out the regular season with a Feb. 27 home game against Kentucky on the SEC Network.

**AUBURN TO HOST 2011 NCAA TOURNAMENT FIRST AND SECOND ROUNDS**

The new Auburn Arena will close out its first season of operation, March 19-22, as a host site for the first and second rounds of the 2011 NCAA Women's Basketball Tournament. Auburn's bid to host the opening rounds was selected by the NCAA and announced on Oct. 29, 2009.

The 2011 event will mark the first time for Auburn to host the first and second rounds of the NCAA Tournament under its current bid format. The Tigers hosted NCAA Tournament games on nine occasions between 1983 and 1993, posting an 11-0 record over that time. Auburn last hosted on March 21, 1993 when the Tigers downed Louisville, 66-61.

Auburn will be one of 16 first- and second-round sites in 2011. The complete list of host sites includes Albuquerque, N.M. (University of New Mexico, The Pit/Bob King Court); Auburn, Ala. (Auburn University, Auburn Arena); Charlottesville, Va. (University of Virginia, John Paul Jones Arena); Cincinnati, Ohio (Xavier University, Cintas Center); College Park, Md. (University of Maryland, Comcast Center); Columbus, Ohio (Ohio State University, St. John Arena); Durham, N.C. (Duke University, Cameron Indoor Stadium); Knoxville, Tenn. (University of Tennessee, Thompson-Boling Arena); Salt Lake City, Utah (University of Utah, John M. Huntsman Center); Spokane, Wash. (Gonzaga University, McCarthy Athletic Center); Shreveport, La. (Louisiana Tech University, CenturyTel Center); Stanford, Calif. (Stanford University, Maples Pavilion); Storrs, Conn. (University of Connecticut, Harry A. Gampel Pavilion); University Park, Penn. (Pennsylvania State University, Bryce Jordan Center); Waco, Texas (Baylor University, Ferrell Center); and Wichita, Kan. (Wichita State University, INTRUST Bank Arena).

The 16 advancing teams will continue play at four regional sites: Dayton, Ohio (University of Dayton Arena), Spokane, Wash. (Spokane Veterans Memorial Arena), Dallas, Texas (American Airlines Center) and Philadelphia, Pa. (Liacouras Center). The 2011 NCAA Women's Final Four will be held at Consecro Fieldhouse in Indianapolis, Ind. on April 3 and 5.

**Quoting Head Coach Nell Fortner**

On the George Washington game...

"I thought we showed some real grit, some real fight in how we attacked the offensive glass. Just our will to win was outstanding. It was not always pretty offensively, but we defended hard and got on the offensive boards to give us opportunities to score and it paid off for us."

On playing Purdue, a team she used to coach...

"It has been a long time since I was there. There will be some familiar faces in the stands. I have some great memories from Purdue and I am looking forward to going back to Indianapolis and competing against them in an arena I coached in in the WNBA. I'm looking forward to a good basketball game."

On playing in Consecro Fieldhouse, site of the 2011 NCAA Women's Final Four...

"Anytime you have an opportunity to play in such a beautiful venue, in a place that is going to host a Final Four championship is great. To give your kids an opportunity to get a taste of that is an extra bonus in your season. I'm looking forward to them practicing and playing in that arena, and having the opportunity to compete."

## MISCELLANEOUS STATISTICS

Double-Doubles	Season	Career
Jordan Greenleaf	2	5
Alli Smalley	0	1

20+ Point Games	Season	Career
Alli Smalley	1	14
Nicolle Thomas	0	1

10+ Rebound Games	Season	Career
Jordan Greenleaf	4	11
Chantel Hilliard	0	1
Parrisha Simmons	0	1
Alli Smalley	0	1

10+ Assist Games	Season	Career
Morgan Toles	0	1

## GAMES LED AUBURN IN...

Scoring	Season	Career
Blanche Alverson	2	2
Jordan Greenleaf	1	8
Chantel Hilliard	1	1
Alli Smalley	6	32
Morgan Toles	1	3
Nicolle Thomas	0	1

Rebounding	Season	Career
Blanche Alverson	1	1
Jordan Greenleaf	7	31
Chantel Hilliard	0	2
Parrisha Simmons	0	7
Alli Smalley	0	1
Morgan Toles	0	1
Jassany Williams	1	1

Assists	Season	Career
Blanche Alverson	0	3
Jordan Greenleaf	2	6
Morgan Jennings	0	2
Parrisha Simmons	0	2
Alli Smalley	1	18
Tyrese Tanner	1	1
Nicolle Thomas	0	1
Morgan Toles	8	30

## 2010-11 DOUBLE-DOUBLES

Player	Points	Other
Jordan Greenleaf (vs. Mercer)	16	12 (reb.)
Jordan Greenleaf (at USF)	13	10 (reb.)

## Last Time an Auburn Team...

Scored 100 points	Auburn 119, Sam Houston State 54 (Dec. 5, 2008)
Scored 100 points in an SEC game	Auburn 102, Tennessee 96, SEC Tournament in Albany, Ga. (Mar. 6, 1987)
Scored 100 at Auburn	Auburn 119, Sam Houston State 54 (Dec. 5, 2008)
Scored 100 points and lost	Never
Scored 110 points	Auburn 119, Sam Houston State 54 (Dec. 5, 2008)
Scored 115 points	Auburn 119, Sam Houston State 54 (Dec. 5, 2008)
Scored at least 60 points in a half	62-vs. Sam Houston State (Dec. 5, 2008)
Had 25+ rebound margin	28-Auburn 55, Sam Houston State 27 (Dec. 5, 2008)
Had 20+ rebound margin	22-Auburn 48, South Alabama 26 (Dec. 20, 2009)
Attempted 35 free throws	35-vs. Florida A&M (Nov. 28, 2009)
Attempted 40 free throws	41-vs. Alabama State (Nov. 15, 2006)
Made 30 free throws	31-vs. Northwestern State (31-43) (Dec. 30, 2003)
Had 25 assists	25- vs. Alabama (Jan. 22, 2009)
Had 25 turnovers	25- at Kentucky (Jan. 24, 2010)
Had 25 steals	25- vs. Arkansas-Little Rock (Dec. 2, 2000)
Scored 25 points or less	25- vs. Mercer (1971)
Played an overtime game	at LSU (Jan. 10, 2010)
Won an overtime game	Auburn 64, LSU 62 at Baton Rouge, La. (Jan. 10, 2010)
Lost an overtime game	Florida 71, Auburn 68 (20T) at Gainesville, Fla. (Jan. 7, 2010)
Played a double overtime game	Florida 71, Auburn 68 at Gainesville, Fla. (Jan. 7, 2010)
Played at least three overtimes	Never
Shot 70% for a half	73.9%, 17-23-vs. Alabama (Jan. 22, 2009)
Shot 60% for a game	vs. Alabama (61.8%, 34-55) (Jan. 22, 2009)
Shot less than 30% for a game	(29.7%, 19-64) at George Washington at Washington, D.C. (Dec. 15, 2010)
Shot 90% from the free throw line (minimum 10 attempts)	(10-10) vs. Mississippi State (Feb. 3, 2008)
Shot 50% from 3-point line	(8-14, 57.1%) vs. Florida, SEC Tournament, Duluth, Ga., (Mar. 4, 2010)
Shot less than 30% in a half	27.3% in the first half at George Washington (Dec. 15, 2010)
Shot less than 20% in a half	19.0% in the first half vs. LSU, (Feb. 14, 2010)
Shot 55% or better and lost	58.1%, 25-43-vs. Tennessee, (Jan. 20, 2005)
Made at least 10 3-point field goals	12-17 vs. Colgate (Dec. 5, 2007)
Failed to make a 3-point field goal	0-11 at San Diego State (Dec. 30, 2009)
Had at least 60 rebounds	61 vs. Stephen F. Austin, (Dec. 17, 2007)
Had at least 50 rebounds	52- vs. Mercer in Auburn, Ala. (Nov. 12, 2010)
Scored under 20 points in a 1st half	18 points vs. Sacred Heart (Nov. 26, 2010)
Scored under 20 points in a 2nd half	19-vs. Tennessee in the SEC Tournament in North Little Rock, Ark. (Mar. 3, 2006)
Scored under 50 points in a game	49 at South Florida at Tampa, Fla. (Nov. 22, 2010)

## Last Time an Auburn Player...

Scored 40 points	41-Consweila Sparrow vs. South Alabama (Feb. 17, 1998)
Scored 35 points	35-DeWanna Bonner vs. Tennessee (Jan. 25, 2009)
Scored 30 points	32-DeWanna Bonner vs. Ole Miss (Mar. 6, 2009)
Attempted 25 field goals	25-Natasha Brackett (9-25) at LSU (Jan. 30, 2005)
Recorded a double-double	Jordan Greenleaf (13 pts./10 rebs.) at South Florida in Tampa, Fla., (Nov. 22, 2010)
Recorded a double-double with points and assists	Whitney Boddie (15 pts./10 assts) vs. Ole Miss, SEC Tournament, North Little Rock, Ark. (Mar. 6, 2009)
Recorded consecutive double-doubles	KeKe Carrier (18 pts./10 rebs) vs. Mississippi State (Jan. 3, 2010)
	and (24 pts./12 rebs) vs. Florida in Gainesville, Fla. (Jan. 7, 2010)
Two players recorded a double-double	DeWanna Bonner (32 pts./13 rebs) & Whitney Boddie (15 pts./10 asst.) vs. Ole Miss in the SEC Tournament in North Little Rock, Ark. (March 6, 2009)
Had a double-double at halftime	DeWanna Bonner (14 pts./10 rebs.) vs. Ole Miss (Mar. 6, 2009)
Recorded a triple-double	Whitney Boddie (24 pts./11 rebs./12 asst.) vs. Sam Houston State (Dec. 5, 2008)
Had 10 assists	10- Morgan Toles vs Georgia (Jan. 31, 2010)
Had 15 assists	18-Martha Monk vs. Alabama State (Feb. 18, 1981)
Had 10 blocks	13- Marita Payne vs. Arkansas (Feb. 3, 2005)
Had 5 steals	6-DeWanna Bonner vs. Tennessee (Jan. 25, 2009)
Had 15 rebounds	16-Jordan Greenleaf vs. Mississippi State (Jan. 3, 2010)
Had 20 rebounds	20-Monique Morehouse at LSU (Feb. 4, 1995)
Made 15 field goals	15-Consweila Sparrow (15-16) vs. USA (Feb. 17, 1998)
Two players scored 20 points	Alli Smalley (27 pts.) & KeKe Carrier (20 pts.) vs. Alabama (Jan. 14, 2010)
Two players scored 30 points	Laticia Morris (33 points) & Tara Williams (30 points) vs. South Alabama (Jan. 14, 1997)
Back-to-back 25 point games	Alli Smalley 26 pts. vs. Kentucky (Feb. 28, 2010) & 29 pts. vs. Florida in SEC Tournament in Duluth, Ga. (Mar. 4, 2010)
Only one player scored in double figures	Alli Smalley (21 pts.) at Tennessee (Jan. 28, 2010)
Five players scored in double figures	Boddie (20 pts.), Bonner (17 pts.), S. Hobbs (15 pts.), Smalley (11 pts.) & Jackson (10 pts.) vs. Kentucky (Feb. 12, 2009)
Six players scored in double figures	Carrier (19 pts.), Bonner (18 pts.), Smalley (16 pts.), Boddie (13 pts.), R. Hobbs (13 pts.), Hilliard (13 pts.) & S. Hobbs (10 pts.) vs. Sam Houston State (Dec. 5, 2008)

**TIGERS' RECORD WHEN...**

When wearing white.....	2-4
When wearing orange.....	0-1
When wearing blue.....	2-0
Leading at the half.....	4-1
Trailing at the half.....	0-3
Tied at the half.....	0-1
Scores 100+ points.....	0-0
Scores 90-99 points.....	0-0
Scores 80-89 points.....	1-0
Scores 70-79 points.....	2-0
Scores 60-69 points.....	0-3
Scores fewer than 60 points.....	1-2
Holds opponent to 41-50 points.....	1-0
Holds opponent to 31-40 points.....	0-0
Holds opponent to under 30 points.....	0-0
Shoots 50% FG or better.....	1-0
Shoots 40-49% FG.....	1-1
Shoots 39% or under FG.....	2-4
Holds opponent under 30% FG.....	0-0
Shoots higher FG% than opponent.....	2-0
Shoots lower FG% than opponent.....	2-5
Shoots higher FT% than opponent.....	1-1
Shoots lower FT% than opponent.....	3-4
Out-rebounds opponent.....	2-2
Out-rebounded by opponent.....	2-2
Tied in rebounds.....	0-1
Versus ranked opponent.....	0-2
In overtime.....	0-0
Games decided by 3 points or less.....	0-1
Games decided by 4-5 points.....	1-0
Games decided by 6-10 points.....	1-1
Games decided by 11-20 points.....	1-3
Games decided by 21-30 points.....	0-0
Games decided by 30+ points.....	1-0

Seven players scored in double figures.....	Carrier (19 pts.), Bonner (18 pts.), Smalley (16 pts.), Boddie (13 pts.), R. Hobbs (13 pts.), Hilliard (13 pts.) & S. Hobbs (10 pts.) vs. Sam Houston State (Dec. 5, 2008)
Scored 20 points & had 20 rebounds.....	Lauretta Freeman (30 pts/21 rebs.) vs. Alabama, (Feb. 17, 1993)
Two players had 10 rebounds.....	KeKe Carrier (12 rebs.) & Jordan Greenleaf (10 rebs) vs. Florida in Gainesville, Fla. (Jan. 7, 2010)
Three players had 10 rebounds.....	Jordan Greenleaf (12 rebs.), DeWanna Bonner (12 rebs.) & Whitney Boddie (10 rebs.) vs. Oakland (Nov. 21, 2007)
Played every minute.....	Jordan Greenleaf (40 Mins.) vs. Florida, SEC Tournament, Duluth, Ga., (Mar. 4, 2010)
Played more than 40 minutes.....	Alli Smalley (45 mins.), Jordan Greenleaf (43 mins.) & Morgan Toles (41 mins.) at LSU (Jan. 10, 2010)

**Last Time an Auburn Opponent...**

Shot less than 30% in a game (SEC).....	Mississippi State - 28.0% in Starkville, Mississippi (Feb. 21, 2010)
Shot less than 30% in a game (Non-conf).....	Florida A&M - 26.9% in Tallahassee, Florida (Nov. 28, 2009)
Shot 60% in a game.....	Vanderbilt 60.4% in Nashville, Tennessee in the SEC Tournament, (Mar. 5, 2004)
Scored 100 points.....	Georgia 102, Auburn 72 in Athens, Ga. (Mar. 3, 1984)
Scored 100 points at Auburn.....	Tuskegee 105, Auburn 98 (20T) (Feb. 12, 1979)
Scored 100 points and Lost.....	Never
Scored 110 points.....	Never
Had 25+ rebound margin.....	Never
Had a 20+ rebound margin.....	Never
Scored under 20 points in a 1st half.....	George Washington 15 points in Washington, D.C. (Dec. 15, 2010)
Scored under 20 points in a 2nd half.....	Mississippi State 17 pts in Starkville, Miss. (Feb. 21, 2010)
Had 50 rebounds.....	50- vs. Tennessee in Knoxville, Tenn., (Jan. 10, 2008)
Had 25 assists.....	25- by Florida International in Miami, Fla. (Dec. 19, 1993)
Had 25 turnovers.....	31- by Seton Hall (Nov. 27, 2010)
Had 15 steals.....	15- by Duke (Nov. 18, 2010)
Had 10 blocks.....	12- by Tennessee (Jan. 10, 2008)
Failed to make a 3-point field goal.....	Coppin State 0-0 (Dec. 21, 2008)
Attempted 35 free throws.....	36- by Arizona 25-36 (Dec. 19, 2000)
Made 30 free throws.....	30- by Arkansas (Jan. 22, 1995)
Made 10 3-point field goals.....	by South Florida 10 3-point FGs, in Tampa, Fla., (Nov. 22, 2010)
Scored under 50 points in a game.....	George Washington 45 points in Washington, D.C. (Dec. 15, 2010)
Scored 40 points or less.....	36- by Mississippi State (Feb. 21, 2010)
Scored 25 points or less.....	25- by Puerto Rico Mayaguez (Dec. 17, 2000)
Scored 11 points or less.....	11- by Montevallo (1973) and 11- by Jeff Davis (1973)

**Last Time an Auburn Opponent's Player...**

Scored 30 points.....	33-Andrea Smith of South Florida in Tampa, Fla. (Nov. 22, 2010)
Scored 35 points.....	38-Lindsay Shearer of Kent State in Kent, Ohio (Nov. 20, 2005)
Attempted 25 field goals.....	27- Jantel Lavender (9-27) of Ohio State (Nov. 23, 2008)
Scored 20 points & had 20 rebounds.....	Young of Baylor in the Women's NIT Championship Game, (20 pts./25 rebs.), (Apr. 4, 2003)
Two players scored 20 points.....	by South Carolina, Kelsey Bone (24 pts) & Valerie Nainima (20 pts), (Feb. 4, 2010)
Three players scored 20 points.....	by LSU in Baton Rouge, Chatman (22 pts), Johnson (21 pts) & Lowery (20 pts), (Jan. 12, 1991)
Five players scored in double figures.....	J. Thomas (16 pts), Gray (13 pts), K. Thomas (11 pts), Christmas (10 pts) & Peters (10 pts) of Duke (Nov. 18, 2010)
Six players scored in double figures.....	Smith (15 pts), Bales (14 pts), Foley (11 pts), Williams (10 pts), Currie (10 pts) & Kurz (10 pts) of Duke (Dec. 31, 2004)
Recorded a double-double.....	Cierra Bravard (12 pts./10 rebs.) of Florida State (Nov. 15, 2010)
Recorded a double-double with points and assists.....	Ceira Ricketts of Arkansas in Fayetteville, Ark., (14 pts/13 rebs/12 assts.), (Jan. 18, 2009)
Recorded a triple-double.....	Ceira Ricketts (14 pts./13 rebs./12 asst.) of Arkansas (Jan. 18, 2009)
Two players recorded a double-double.....	Tasha Humphrey (22 pts/14 rebs) & Angel Robinson (14 pts/11 rebs) of Georgia in Athens, Ga. (Feb. 24, 2008)
Had 15 rebounds.....	15- by Alyssia Brewer of Tennessee (Mar. 7, 2009)
Had 20 rebounds.....	20- Sylvia Fowles of LSU (Jan. 28, 2007)
Had 10 assists.....	10- Shantell Black of Ole Miss (Mar. 6, 2009)
Had 10 blocks.....	Never
Had 5 blocks.....	5- Azania Stewart of Florida (Jan. 7, 2010)
Had 5 steals.....	6- Jence Rhoads of Vanderbilt (Jan. 21, 2010)
Made 15 field goals.....	15- Chamique Holdsclaw (15-21) of Tennessee (Feb. 1, 1998)
Had 15 assists.....	16- Cindy McMahan of Alabama-Huntsville (Nov. 24, 1980)

**AUBURN IN THE SEC INDIVIDUAL RANKINGS**  
(As of Dec. 3, 2010)**Points per Game**

1. Victoria Dunlap (UK).....	19.3
11. Alli Smalley (AU).....	12.8

**Rebounds per Game**

1. Victoria Dunlap (UK).....	11.4
6. Jordan Greenleaf (AU).....	8.4

**Offensive Rebounds per Game**

1. Ashley Brown (MSU).....	5.9
4. Jordan Greenleaf (AU).....	4.5

**Defensive Rebounds per Game**

1. Porsha Phillips (UGA).....	8.0
14. Jordan Greenleaf (AU).....	3.9

**Field Goal Percentage**

1. Hannah Tuomi (VU).....	.708
---------------------------	------

**Three-Point Percentage**

1. Jasmine Lister (VU).....	.481
-----------------------------	------

**Three-Point FG Made per Game**

1. Three tied at .....	2.9
T12. Blanche Alverson (AU).....	1.6
T12. Alli Smalley (AU).....	1.6

**Free Throw Percentage**

1. Diamber Johnson (MSU).....	.792
6. Jordan Greenleaf (AU).....	.677

**Assists per Game**

1. Kayla Melson (UM).....	5.3
5. Morgan Toles (AU).....	4.3

**Steals per Game**

1. Victoria Dunlap (UK).....	3.7
------------------------------	-----

**Blocked Shots per Game**

1. Victoria Dunlap (UK).....	2.3
12. Jordan Greenleaf (AU).....	1.1

**Assist-to-Turnover Ratio**

1. Morgan Toles (AU).....	2.4
---------------------------	-----

**AUBURN IN THE SEC TEAM RANKINGS**

Scoring Offense .....	8th (65.6)
Scoring Defense .....	11th (64.8)
Scoring Margin.....	11th (+0.9)
Free Throw Percentage .....	9th (.609)
Field Goal Percentage.....	11th (.385)
3-Point FG Percentage.....	6th (.305)
Field Goal Percentage Defense .....	11th (.435)
3-Point FG Percentage Defense .....	12th (.406)
Rebounding Offense.....	11th (37.0)
Rebounding Defense .....	9th (38.6)
Rebounding Margin .....	12th (-1.6)
Blocked Shots .....	9th (3.3)
Assists .....	8th (12.8)
Steals .....	8th (8.9)
Turnover Margin .....	3rd (+6.0)
Assist/Turnover Ratio.....	6th (0.9)
Offensive Rebounds .....	8th (16.3)
Defensive Rebounds.....	12th (20.8)
Three-Point FG Made.....	11th (4.0)

**2010-11 Starting Lineups**

	Guard (1)	Guard (2)	Guard/Forward (3)	Forward (4)	Forward/Center (5)
<b>MERCER</b>	Morgan Toles	Alli Smalley	Parrisha Simmons	Blanche Alverson	Jordan Greenleaf
<b>FLORIDA STATE</b>	Morgan Toles	Alli Smalley	Parrisha Simmons	Blanche Alverson	Jordan Greenleaf
<b>DUKE</b>	Morgan Toles	Alli Smalley	Parrisha Simmons	Blanche Alverson	Jordan Greenleaf
<b>at South Florida</b>	Morgan Toles	Alli Smalley	Parrisha Simmons	Blanche Alverson	Jordan Greenleaf
<b>vs. Sacred Heart</b>	Morgan Toles	Alli Smalley	Blanche Alverson	Chantel Hilliard	Jordan Greenleaf
<b>vs. Seton Hall</b>	Alli Smalley	Courtney Strain	Tyrese Tanner	Blanche Alverson	Jordan Greenleaf
<b>SOUTH ALABAMA</b>	Morgan Jennings	Alli Smalley	Tyrese Tanner	Blanche Alverson	Jordan Greenleaf
<b>TEMPLE</b>	Morgan Jennings	Alli Smalley	Tyrese Tanner	Blanche Alverson	Jordan Greenleaf
<b>at George Washington</b>	Morgan Toles	Alli Smalley	Parrisha Simmons	Blanche Alverson	Jordan Greenleaf

**Record by Starting Lineup**

Smalley, Strain, Tanner, Alverson, Greenleaf	1-0 (1.000)
Toles, Smalley, Simmons, Alverson, Greenleaf	2-3 (.400)
Toles, Smalley, Alverson, Hilliard, Greenleaf	0-1 (.000)
Jennings, Smalley, Tanner, Alverson, Greenleaf	1-1 (.500)

**Game-by-Game Leaders**

	Points	Rebounds	Assists	Steals	Blocked Shots
<b>MERCER</b>	16-Smalley/Greenleaf	12-Greenleaf	6-Toles	3-Greenleaf/Jennings	2-Williams
<b>FLORIDA STATE</b>	16-Alverson	9-Greenleaf	7-Toles	3-Three tied	2-Greenleaf/Williams
<b>DUKE</b>	12-Smalley/Toles	7-Alverson	5-Toles	2-Toles/Simmons	None
<b>at South Florida</b>	16-Hilliard	10-Greenleaf	5-Toles/Tanner	1-Greenleaf	1-Greenleaf/Tanner
<b>vs. Sacred Heart</b>	12-Smalley	7-Greenleaf	4-Greenleaf	3-Tanner	1-Greenleaf
<b>vs. Seton Hall</b>	15-Smalley	7-Williams	4-Smalley/Toles	4-Toles	2-Williams
<b>SOUTH ALABAMA</b>	15-Smalley	9-Greenleaf	5-Toles	3-Greenleaf	2-Greenleaf/Tanner
<b>TEMPLE</b>	22-Smalley	12-Greenleaf	4-Greenleaf/Toles	3-Smalley	2-Greenleaf
<b>at George Washington</b>	16-Alverson	11-Greenleaf	7-Toles	3-Jennings	4-Greenleaf

## Scoring Breakdown

(Percentage of total points in parentheses)

Opponent	Front Court	Back Court	Sr.	Jr.	So.	Fr.	Starters	Bench
MERCER	47 (59.5)	32 (40.5)	32	11	17	19	46 (58.2)	33 (41.8)
FLORIDA STATE	36 (59.0)	25 (41.0)	21	2	31	7	54 (88.5)	7 (11.5)
DUKE	23 (37.1)	39 (62.9)	20	13	23	6	45 (72.6)	17 (27.4)
at South Florida	39 (79.6)	10 (20.4)	17	17	11	4	28 (57.1)	21 (42.9)
vs. Sacred Heart	9 (17.0)	44 (83.0)	16	14	10	13	31 (58.5)	22 (41.5)
vs. Seton Hall	31 (36.4)	54 (63.5)	17	22	25	21	38 (44.7)	47 (55.3)
SOUTH ALABAMA	36 (48.0)	39 (52.0)	26	14	17	18	42 (56.0)	33 (44.0)
TEMPLE	29 (47.5)	32 (52.5)	31	20	10	0	49 (80.3)	12 (19.7)
at George Washington	16 (30.8)	36 (69.2)	17	10	19	6	38 (73.1)	14 (26.9)

## Lead-Deficit Comparison

Opponent	Largest Lead	Largest Deficit	Lead Changes	Ties	Result
MERCER	24 (2nd, 15:38)	2 (1st, 19:13)	3	1	W, 79-61
FLORIDA STATE	9 (2nd, 19:36)	10 (1st, 9:55)	9	4	L, 61-67
DUKE	5 (1st, 18:03)	16 (2nd, 3:36)	7	3	L, 62-75
at South Florida	---	19 (1st, 12:01)	0	0	L, 49-67
vs. Sacred Heart	3 (1st, 17:18)	32 (2nd, 9:27)	2	1	L, 53-65
vs. Seton Hall	42 (2nd, 2:58)	1 (1st, 18:57)	2	0	W, 85-51
SOUTH ALABAMA	11 (1st, 0:03)	3 (1st, 10:03)	8	7	W, 75-70
TEMPLE	7 (2nd, 6:27)	10 (1st, 13:26)	4	6	L, 61-62
at George Washington	16 (2nd, 6:59)	1 (1st, 10:53)	2	2	W, 52-45

**Specialty Statistics (Auburn-Opponent)**

Opponent	Bench Points	Points in the Paint	Points off Turnovers	Second Chance Points	Fast Break Points
MERCER	33-12	36-10	27-8	23-18	9-2
FLORIDA STATE	7-15	22-32	29-16	11-18	2-0
DUKE	17-33	10-48	16-25	5-8	2-8
at South Florida	21-10	28-22	7-7	19-9	0-4
vs. Sacred Heart	22-14	26-26	22-21	7-9	8-8
vs. Seton Hall	47-25	40-14	36-7	12-15	10-2
SOUTH ALABAMA	33-14	32-30	17-7	16-10	8-4
TEMPLE	12-8	26-22	18-15	20-10	2-4
at George Washington	14-12	22-22	15-8	17-7	6-10

**Comparison Statistics (Auburn/Opponent)**

Opponent	1st	2nd	Score	Mar	Total FG	FG Pct	3-Pointers	3FG Pct	Free Throws	FT Pct	Reb.	Mar	Assist	TO	Bk	Stl	Fouls
MERCER	40/20	39/41	79-61	+18	28-72/21-62	.389/.339	6-20/9-23	.300/.391	17-27/10-17	.630/.588	52/41	+11	18/11	13/19	6/2	15/4	17/17
FLORIDA STATE	30/23	31/44	61-67	(6)	25-66/22-53	.379/.415	4-10/5-15	.400/.333	7-13/18-22	.538/.818	29/47	(18)	12/10	17/29	6/2	12/6	19/18
DUKE	29/39	33/36	62-75	(13)	20-50/30-60	.400/.500	6-17/4-18	.353/.222	16-24/11-13	.667/.846	31/31	-	13/10	21/17	0/5	8/15	17/19
at South Florida	24/36	25/31	49-67	(18)	18-62/26-49	.290/.531	2-13/10-19	.154/.526	11-17/5-9	.647/.556	39/35	+4	9/21	10/11	2/7	1/4	16/15
vs. Sacred Heart	18/38	35/27	53-65	(12)	20-64/24-47	.313/.511	2-12/8-17	.167/.471	11-23/9-14	.478/.643	34/42	(8)	8/9	15/27	1/3	9/7	12/19
vs. Seton Hall	42/28	43/23	85-51	+34	34-64/16-51	.531/.314	4-12/7-18	.333/.389	13-24/12-18	.542/.667	36/38	(2)	16/7	17/31	2/1	12/6	18/22
SOUTH ALABAMA	42/31	33/39	75/70	+5	27-62/27-53	.435/.509	2-7/7-12	.286/.583	19-28/9-13	.679/.692	33/36	(3)	13/14	9/17	6/2	9/0	19/20
TEMPLE	33/33	28/29	61/62	(1)	20-59/23-59	.339/.390	6-14/8-21	.429/.381	15-23/8-12	.652/.667	42/39	+3	13/11	15/14	3/4	5/6	15/22

**AUBURN IN THE NCAA INDIVIDUAL RANKINGS**  
(Through Games as of Dec. 12, 2010)**Points per Game**

1. Elena Delle Donne (Delaware) ..... 26.2

**Rebounds per Game**T1. Courtney Hurt (Virginia Commonwealth) ..... 13.0  
T1. Kylie Kuhns (Sacramento State) ..... 13.0  
115. Jordan Greenleaf (Auburn) ..... 8.4**Field Goal Percentage**

1. Carolyn Swords (Boston College) ..... .767

**Three-Point Percentage**

1. Zhaque Gray (Pennsylvania State) ..... .526

**Three-Point FG Made per Game**

1. Anna Bowers (Lipscomb) ..... 3.9

**Free Throw Percentage**

1. Lauren Prochaska (Bowling Green) ..... .987

**Assists per Game**1. Courtney Vandersloot (Gonzaga) ..... 9.6  
109. Morgan Toles (Auburn) ..... 4.3**Steals per Game**

1. Demetria Frank (Bethune-Cookman) ..... 5.0

**Blocked Shots per Game**T1. Brittney Griner (Baylor) ..... 5.2  
T1. Louella Tomlinson (St. Mary's) ..... 5.2  
206. Jassany Williams (Auburn) ..... 1.1**Assist-to-Turnover Ratio**1. Cetera DaGraffenreid (North Carolina) ..... 6.89  
23. Morgan Toles (Auburn) ..... 2.43**AUBURN IN THE NCAA TEAM RANKINGS**  
(Out of 333 teams)Scoring Offense ..... 134th (65.6)  
National Leader: ..... Boston College (90.5)Scoring Defense ..... 189th (64.8)  
National Leader: ..... Connecticut (44.3)Scoring Margin ..... 164th (+0.9)  
National Leader: ..... Connecticut (+38.6)Rebound Margin ..... 213th (-1.6)  
National Leader: ..... Syracuse (+19.9)Field Goal Percentage ..... 191st (.385)  
National Leader: ..... Boston College (.514)Field Goal Percentage Defense ..... 301st (.435)  
National Leader: ..... Syracuse (.290)Free Throw Percentage ..... 291st (.609)  
National Leader: ..... Bowling Green (.849)Three-Point Field Goal Percentage ..... 178th (.305)  
National Leader: ..... Pennsylvania State (.476)Three-Point Field Goal Percentage Defense ..... 327th (.406)  
National Leader: ..... Maryland-Eastern Shore (.154)Three-Point Field Goal Made ..... 263rd (4.0)  
National Leader: ..... Samford (9.0)Assists per Game ..... 177th (12.8)  
National Leader: ..... Connecticut (21.2)Blocked Shots per Game ..... 146th (3.3)  
National Leader: ..... North Carolina (7.7)Steals per Game ..... 151st (8.9)  
National Leader: ..... Notre Dame (15.6)Turnovers per Game ..... 19th (14.6)  
National Leader: ..... Marist (10.8)Personal Fouls per Game ..... 101st (16.6)  
National Leader: ..... Connecticut (11.6)Assist/Turnover Ratio ..... 68th (0.87)  
National Leader: ..... Connecticut (1.68)Turnover Margin ..... 22nd (+6.0)  
National Leader: ..... North Carolina (+10.5)**2009-10 Auburn Superlatives...****First Half**Most points scored in the first half ..... 42, vs. Seton Hall (11-27-10) and South Alabama (12-2-10)  
Fewest points scored in the first half ..... 18, vs. Sacred Heart (11-26-10)  
Fewest points allowed in the first half ..... 15, at George Washington (12-15-10)  
Most points allowed in the first half ..... 39, vs. Duke (11-18-10)  
Best FG % in the first half ..... .545, vs. Seton Hall (11-27-10)  
Worst FG % in the first half ..... .222, at South Florida (11-22-10)  
Best FG % by an opponent in the first half ..... .619, at South Florida (11-22-10)  
Worst FG % by an opponent in the first half ..... .179, at George Washington (12-15-10)  
Most rebounds in the first half ..... 31, at George Washington (12-15-10)  
Fewest rebounds in the first half ..... 15, vs. Duke (11-18-10)  
Most rebounds by an opponent in the first half ..... 22, vs. Florida State (11-15-10)  
Fewest rebounds by an opponent in the first half ..... 15, at South Florida (11-22-10)**Second Half**Most points scored in the second half ..... 43, vs. Seton Hall (11-27-10)  
Fewest points scored in the second half ..... 25, at South Florida (11-22-10)  
Fewest points allowed in the second half ..... 23, vs. Seton Hall (11-27-10)  
Most points allowed in the second half ..... 44, vs. Florida State (11-15-10)  
Best FG % in the second half ..... .516, vs. Seton Hall (11-27-10)  
Worst FG % in the second half ..... .269, vs. Temple (12-4-10)  
Best FG % by an opponent in the second half ..... .571, vs. South Alabama (12-2-10)  
Worst FG % by an opponent in the second half ..... .208, vs. Seton Hall (11-27-10)  
Most rebounds in the second half ..... 26, vs. Mercer (11-12-10)  
Fewest rebounds in the second half ..... 11, vs. Florida State (11-15-10)  
Most rebounds by an opponent in the second half ..... 25, vs. Florida State (11-15-10)  
Fewest rebounds by an opponent in the second half ..... 15, vs. Duke (11-18-10)**Game**Most points scored ..... 85, vs. Seton Hall (11-27-10)  
Fewest points scored ..... 49, at South Florida (11-22-10)  
Most points allowed ..... 75, vs. Duke (11-18-10)  
Fewest points allowed ..... 45, at George Washington (12-15-10)  
Best FG % ..... .531, vs. Seton Hall (11-27-10)  
Worst FG % ..... .290, at South Florida (11-22-10)  
Best FG % by an opponent ..... .531, at South Florida (11-22-10)  
Worst FG % by an opponent ..... .314, vs. Seton Hall (11-27-10)  
Most rebounds ..... 52, vs. Mercer (11-12-10)  
Fewest rebounds ..... 29, vs. Florida State (11-15-10)  
Most rebounds by an opponent ..... 47, vs. Florida State (11-15-10)  
Fewest rebounds by an opponent ..... 31, vs. Duke (11-18-10)**Miscellaneous**Largest margin of victory ..... 34, vs. Seton Hall (11-27-10)  
Smallest margin of victory ..... 5, vs. South Alabama (12-2-10)  
Largest margin of defeat ..... 18, at South Florida (11-22-10)  
Smallest margin of defeat ..... 1, vs. Temple (12-4-10)  
Largest halftime lead ..... 20, vs. Mercer (11-12-10)  
Smallest halftime lead ..... 7, vs. Florida State (11-15-10)  
Last time tied at halftime ..... vs. Temple (12-4-10)  
Largest halftime deficit ..... 20, vs. Sacred Heart (11-26-10)  
Smallest halftime deficit ..... 10, vs. Duke (11-18-10)  
Largest rebounding margin ..... 13, at George Washington (12-15-10)  
Smallest rebounding margin ..... 2, vs. Seton Hall (11-27-10)  
Last time tied in rebounding ..... vs. Duke (11-18-10)  
Opponent's largest rebounding margin ..... 18, vs. Florida State (11-15-10)  
Opponents smallest rebounding margin ..... 8, vs. Sacred Heart (11-26-10)

**2010-11 Auburn Individual Highs...****First Half**

Points.....	13, Alli Smalley vs. Temple (12-4-10)
Field Goals Made.....	5, Alli Smalley vs. Temple (12-4-10)
Field Goal Attempts.....	9, Alli Smalley vs. Temple (12-4-10)
Field Goal Percentage.....	.800 (4-of-5), Jassany Williams vs. South Alabama (12-2-10)
3-Point Field Goals Made.....	3, Blanche Alverson on two occasions
3-Point Field Goal Attempts.....	7, Blanche Alverson vs. Mercer (11-12-10)
3-Point Field Goal Percentage.....	.667 (2-of-3), Alli Smalley vs. Seton Hall (11-27-10)
Free Throws Made.....	5, Parrisha Simmons vs. South Alabama (12-2-10)
Free Throws Attempted.....	6, Parrisha Simmons vs. South Alabama (12-2-10)
Free Throw Percentage.....	1.000 (2-of-2), on six occasions
Rebounds.....	8, Jordan Greenleaf at George Washington (12-15-10)
Assists.....	4, Morgan Toles vs. Mercer (11-12-10) and Florida State (11-15-10)
Blocked Shots.....	2, on five occasions
Steals.....	3, on three occasions

**Second Half**

Points.....	16, Jordan Greenleaf vs. Mercer (11-12-10)
Field Goals Made.....	6, Jordan Greenleaf vs. Mercer (11-12-10)
Field Goal Attempts.....	10, Williams vs. Mercer (11-12-10) and Smalley at GW (12-15-10)
Field Goal Percentage.....	.800 (4-of-5), Jordan Greenleaf at South Florida (11-22-10)
3-Point Field Goals Made.....	3, Alli Smalley at George Washington (12-15-10)
3-Point Field Goal Attempts.....	5, Alli Smalley at George Washington (12-15-10)
3-Point Field Goal Percentage.....	.600 (3-of-5), Alli Smalley at George Washington (12-15-10)
Free Throws Made.....	4, on four occasions
Free Throws Attempted.....	6, Alli Smalley vs. Temple (12-4-10)
Free Throw Percentage.....	1.000, on two occasions
Rebounds.....	10, Jordan Greenleaf vs. Mercer (11-12-10)
Assists.....	4, Morgan Toles at George Washington (12-15-10)
Blocked Shots.....	2, Tanner vs. South Alabama (12-2-10) and Greenleaf at GW (12-15-10)
Steals.....	3, Tyrese Tanner vs. Sacred Heart (11-26-10) and Morgan Toles vs. Seton Hall (11-27-10)

**Game**

Points.....	22, Alli Smalley vs. Temple (12-4-10)
Field Goals Made.....	7, on four occasions
Field Goal Attempts.....	17, Alli Smalley vs. Temple (12-4-10)
Field Goal Percentage.....	.778 (7-of-9), Chantel Hilliard at South Florida (11-22-10)
3-Point Field Goals Made.....	4, Alli Smalley at George Washington (12-15-10)
3-Point Field Goal Attempts.....	9, Blanche Alverson vs. Mercer (11-12-10)
3-Point Field Goal Percentage.....	.750 (3-of-4), Alli Smalley vs. Seton Hall (11-27-10)
Free Throws Made.....	5, Parrisha Simmons vs. South Alabama (12-2-10)
Free Throws Attempted.....	6, on two occasions
Free Throw Percentage.....	1.000 (4-of-4), Alli Smalley vs. Duke (11-18-10)
Rebounds.....	12, Jordan Greenleaf vs. Mercer (11-12-10)
Assists.....	7, Morgan Toles vs. Mercer (11-12-10) and at George Washington (12-15-10)
Blocked Shots.....	4, Jordan Greenleaf at George Washington (12-15-10)
Steals.....	4, Morgan Toles vs. Seton Hall (11-27-10)

Minimums: FG % (min. 5 attempts), 3FG % (min. 3 attempts), FT % (min 3 attempts)

**2010-11 Opponent Individual Highs...****First Half**

Points.....	20, Andrea Smith of South Florida (11-22-10)
Field Goals Made.....	7, Andrea Smith of South Florida (11-22-10)
Field Goal Attempts.....	11, Andrea Smith of South Florida (11-22-10)
Field Goal Percentage.....	.833 (5-of-6), Haley Peters of Duke (11-18-10)
3-Point Field Goals Made.....	5, Andrea Smith of South Florida (11-22-10)
3-Point Field Goal Attempts.....	7, Andrea Smith of South Florida (11-22-10)
3-Point Field Goal Percentage.....	.714 (5-of-7), Andrea Smith of South Florida (11-22-10)
Free Throws Made.....	3, on two occasions
Free Throws Attempted.....	4, on two occasions
Free Throw Percentage.....	.750 (3-of-4), on two occasions
Rebounds.....	5, on seven occasions
Assists.....	3, Jasmine Thomas of Duke (11-18-10) and Kaneisha Saunders of South Florida (11-12-10)
Blocked Shots.....	3, Porche Grant of South Florida (11-22-10)
Steals.....	3, Shey Paddy of Temple (12-4-10)

**Second Half**

Points.....	20, Briana Williams of Mercer (11-12-10)
Field Goals Made.....	7, Briana Williams of Mercer (11-12-10)
Field Goal Attempts.....	12, Briana Williams of Mercer (11-12-10)
Field Goal Percentage.....	.800 (4-of-5), Krystal Thomas of Duke (11-18-10)
3-Point Field Goals Made.....	5, Briana Williams of Mercer (11-12-10)
3-Point Field Goal Attempts.....	8, Briana Williams of Mercer (11-12-10)
3-Point Field Goal Percentage.....	.667 (2-of-3), on two occasions
Free Throws Made.....	9, Alexa Deluzio of Florida State (11-15-10)
Free Throws Attempted.....	9, Alexa Deluzio of Florida State (11-15-10)
Free Throw Percentage.....	1.000, on two occasions
Rebounds.....	7, Tajay Ashmeade of Seton Hall (11-27-10)
Assists.....	5, Sharnea Boykin of Mercer (11-12-10)
Blocked Shots.....	2, Ivy Abiona of George Washington (12-15-10)
Steals.....	3, Jasmine Thomas of Duke (11-18-10)

**Game**

Points.....	33, Andrea Smith of South Florida (11-22-10)
Field Goals Made.....	12, Andrea Smith of South Florida (11-22-10)
Field Goal Attempts.....	22, Andrea Smith of South Florida (11-22-10)
Field Goal Percentage.....	.667 (6-of-9), Natasha Howard of Florida State (11-15-10)
3-Point Field Goals Made.....	8, Andrea Smith of South Florida (11-22-10)
3-Point Field Goal Attempts.....	13, Andrea Smith of South Florida (11-22-10)
3-Point Field Goal Percentage.....	.750 (3-of-4), Shey Paddy of Temple (12-4-10)
Free Throws Made.....	9, Alexa Deluzio of Florida State (11-15-10)
Free Throws Attempted.....	9, Alexa Deluzio of Florida State (11-15-10)
Free Throw Percentage.....	1.000 (9-of-9), Alexa Deluzio of Florida State (11-15-10)
Rebounds.....	10, Cierra Bravard of Florida State (11-15-10)
Assists.....	7, Kaneisha Saunders of South Florida (11-22-10)
Blocked Shots.....	4, Porche Grant of South Florida (11-22-10)
Steals.....	3, on six occasions

Minimums: FG % (min. 5 attempts), 3FG % (min. 3 attempts), FT % (min 3 attempts)

## Auburn Career Records

### Games Played

Rk	Player	Years	G
1	Ruthie Bolton	85-89	132
	Linda Godby	86-90	132
3	Vickie Orr	85-89	131
4	Kendall Mago	88-92	130
5	Sharon Stewart	84-88	129
	Sherell Hobbs	05-09	129
7	Mae Ola Bolton	84-88	128
8	DeWanna Bonner	05-09	126
9	Lori Monroe	79-83	124
10	Charlene Thomas	83-87	123
	Chantel Tremittiere	87-91	123
--	Jordan Greenleaf	06-pres.	110
--	Alli Smalley	07-pres.	106

### Games Started

Rk	Player	Years	GS
1	Vickie Orr	85-89	128
2	DeWanna Bonner	05-09	126
3	Debra Larkin	81-85	119
4	Kristen Mulligan	92-96	118
	Le'Coe Willingham	99-04	118
6	Tiffany Krantz	96-00	116
7	Helene Baroody	83-87	110
8	Samantha Williams	91-96	108
9	Becky Jackson	80-84	107
10	Sherell Hobbs	05-09	103
--	Jordan Greenleaf	06-pres.	99
--	Alli Smalley	07-pres.	93

### Field Goals

Rk	Player	Years	FG
1	Becky Jackson	80-84	864
2	Vickie Orr	85-89	864
3	Marianne Merritt	75-79	837
4	DeWanna Bonner	05-09	744
5	Angie Hannah	79-82	735
6	Mae Ola Bolton	84-88	697
7	Carolyn Jones	88-91	645
8	Natasha Brackett	01-05	641
9	Linda Godby	86-90	590
10	Lori Monroe	79-83	562

### Field Goal Attempts

Rk	Player	Years	FGA
1	Marianne Merritt	75-79	1,795
2	DeWanna Bonner	05-09	1,633
3	Vickie Orr	85-89	1,528
4	Natasha Brackett	01-05	1,514
5	Becky Jackson	80-84	1,435
6	Angie Hannah	79-82	1,396
7	Mae Ola Bolton	84-88	1,371
8	Carolyn Jones	88-91	1,353
9	Lori Monroe	79-83	1,242
10	Sherell Hobbs	05-09	1,216

### Field Goal PCT. (200 att.)

Rk	Player	Years	PCT
1	Becky Jackson	80-84	.602 (864-1435)
2	Conswella Sparrow	97-00	.590 (451-764)
3	Vickie Orr	85-89	.565 (864-1528)
4	KeKe Carrier	05-10	.555 (417-751)
5	Lindy Godby	86-90	.550 (590-1072)
6	Sharon Stewart	84-88	.543 (458-843)
7	Charlene Thomas	83-87	.536 (428-799)
8	Angie Hannah	79-82	.527 (735-1396)
9	C. C. Hayden	89-92	.526 (533-1013)
	Le'Coe Willingham	99-04	.526 (552-1050)

### 3-Point Field Goals

Rk	Player	Years	3FG
1	Alli Smalley	07-pres.	189
2	Tiffany Krantz	96-00	184
3	Natasha Brackett	01-05	171
4	Samantha Williams	92-96	161
5	Kristen Mulligan	92-96	149
6	Carolyn Jones	88-91	103
7	Shana Askew	97-01	94
8	Tamela McCorvey	06-08	90
9	Lynn Stevenson	87-91	83
10	DeWanna Bonner	0509	74

### 3-Point Field Goal Attempts

Rk	Player	Years	ATT
1	Alli Smalley	07-pres.	552
	Natasha Brackett	01-05	545
3	Tiffany Krantz	96-00	520
4	Samantha Williams	92-96	500
5	Kristen Mulligan	92-96	370
6	Shana Askew	97-01	332
7	Nitasha Brown	02-06	271
8	Tamela McCorvey	06-08	270
9	Carolyn Jones	88-91	248
10	DeWanna Bonner	05-09	244

### 3-Point Field Goals Pct. (100 Att.)

Rk	Player	Years	Pct.
1	Carolyn Jones	88-91	.415 (103-248)
2	Kristen Mulligan	92-96	.403 (149-370)
3	Suzette Sargeant	90-92	.388 (57-147)
4	Lynn Stevenson	86-91	.376 (83-221)
5	LaRita Spencer	99-01	.364 (59-162)
6	Louise Emeagi	02-05	.359 (78-217)
7	Tiffany Krantz	96-00	.354 (184-520)
8	Alli Smalley	07-pres.	.342 (189-552)
9	Joanna Clayden	05-07	.337 (62-184)
10	Tamela McCorvey	06-08	.333 (90-270)

### Free Throws

Rk	Player	Years	FT
1	DeWanna Bonner	05-09	600
2	Carolyn Jones	88-91	438
3	Conswella Sparrow	97-00	346
	Le'Coe Willingham	99-04	346
5	Becky Jackson	80-84	340
6	Vickie Orr	85-89	307
	Marianne Merritt	75-79	305
8	Tasha Hamilton	97-01	296
9	Lori Monroe	79-83	291
10	Debra Larkin	81-85	278

### Free Throw Attempts

Rk	Player	Years	FT
1	DeWanna Bonner	05-09	755
2	Carolyn Jones	88-91	541
3	Becky Jackson	80-84	520
4	Conswella Sparrow	97-00	491
5	Marianna Merritt	75-79	488
6	Le'Coe Willingham	99-04	487
7	Lori Monroe	79-83	453
8	Tasha Hamilton	97-01	441
9	Vickie Orr	85-89	433

### Free Throw Pct. (150 Att.)

Rk	Player	Years	Pct.
1	Carolyn Jones	88-91	.810 (438-541)
2	Kristen Mulligan	92-96	.796 (191-240)
3	DeWanna Bonner	05-09	.795 (600-777)
4	Laticia Morris	95-97	.787 (233-296)
5	Whitney Boddie	05-09	.777 (219-282)
6	Linda Godby	86-90	.774 (185-239)
7	Brenda Hill	82-83	.768 (208-271)
8	Helene Baroody	83-87	.767 (155-202)
9	Patrena Scruggs	87-89	.749 (128-171)
10	Tonia Trail	93-97	.741 (172-232)

### Scoring Average (30 games)

Rk	Player	Years	PPG
1	Marianne Merritt	75-79	20.4
2	Carolyn Jones	88-91	18.3
3	Becky Jackson	80-84	17.8
4	DeWanna Bonner	05-09	17.2
5	Vickie Orr	85-89	15.5
6	Conswella Sparrow	97-00	14.5
7	Natasha Brackett	01-05	14.0
8	C.C. Hayden	89-92	13.6
9	Angie Hannah	78-82	13.3
	Brenda Hill	81-85	13.3

## Auburn Career Records

### Points

Rk	Player	Years	Points
1	DeWanna Bonner	05-09	2,162
2	Becky Jackson	80-84	2,068
3	Vickie Orr	85-89	2,035
4	Marianne Merritt	75-79	1,979
5	Carolyn Jones	88-91	1,831
6	Natasha Brackett	01-05	1,716
7	Mae Ola Bolton	84-88	1,616
8	Angie Hannah	78-82	1,583
9	Le'Coe Willingham	99-00, 01-03	1,475
10	Lori Monroe	79-83	1,415
11	Tasha Hamilton	97-01	1,402
12	Sherell Hobbs	05-09	1,372
13	Linda Godby	86-90	1,365
14	<b>Alli Smalley</b>	<b>07-pres</b>	<b>1,323</b>
15	Debra Larkin	81-85	1,310
16	C. C. Hayden	89-92	1,306
17	Conswella Sparrow	97-00	1,249
18	Brenda Hill	81-85	1,222
19	M. Morehouse	92-96	1,191
20	Lauretta Freeman	89-93	1,188
21	Sharon Stewart	84-88	1,184
22	Ruthie Bolton	85-89	1,176
23	Tiffany Krantz	96-00	1,136
24	Samantha Williams	92-96	1,106
25	KeKe Carrier	05-10	1,017
26	Helene Baroody	83-87	1,011
27	Tara Williams	95-97	988
28	Diann McNeil	84-88	982
29	Laticia Morris	95-97	971
30	Charlene Thomas	83-87	963

### Rebounds

Rk	Player	Years	Points
1	Becky Jackson	80-84	1,118
2	DeWanna Bonner	05-09	1,047
3	Lori Monroe	79-83	1,015
4	Vickie Orr	85-89	1,006
5	Lauretta Freeman	89-93	976
6	Marianne Merritt	75-79	972
7	Le'Coe Willingham	99-00, 01-03	927
8	M. Morehouse	92-96	792
9	Charlene Thomas	84-87	761
10	Sharon Stewart	84-88	757
11	C.C. Hayden	89-92	749
	Kendall Mago	88-92	749
13	<b>Jordan Greenleaf</b>	<b>06-pres</b>	<b>668</b>
14	Tasha Hamilton	97-01	663
15	Mae Ola Bolton	84-88	653
16	Marita Payne	02-06	630
17	Sherell Hobbs	05-09	612
18	Brenda Hill	82-85	604
19	KeKe Carrier	05-10	600
20	Angie Hannah	78-82	588

### Rebounding Average (30 games)

Rk	Player	Years	RPG
1	Marianne Merritt	75-79	10.0
2	Becky Jackson	80-84	9.6
3	DeWanna Bonner	05-09	8.3
4	Lauretta Freeman	89-93	8.0
5	Lori Monroe	79-83	7.9
6	C.C. Hayden	89-92	7.8
7	Vickie Orr	85-89	7.7
	Le'Coe Willingham	99-00, 01-03	7.7
9	Mae Ola Bolton	84-88	6.8
10	M. Morehouse	92-96	6.8

### Assists

Rk	Player	Years	AST
1	Whitney Boddie	05-09	603
2	Renae Halbrooks	78-82	593
3	Helene Baroody	83-87	587
4	Kristen Mulligan	92-96	551
5	Ruthie Bolton	85-89	526
6	Martha Monk	79-81	525
7	Chantel Tremiere	87-91	490
8	Tiffany Krantz	96-00	414
9	Debra Larkin	81-85	386
10	Samantha Williams	91-96	323

### Assist Average (30 games)

Rk	Player	Years	APG
1	Martha Monk	79-81	8.3
2	Whitney Boddie	05-09	5.9
3	Renae Halbrooks	78-82	5.5
4	Helene Baroody	83-87	5.1
5	Kristen Mulligan	92-96	4.7
6	<b>Morgan Toles</b>	<b>09-pres</b>	<b>4.4</b>
7	Ruthie Bolton	85-89	4.0
8	Chantel Tremiere	87-91	4.0
9	LaRita Spencer	99-01	3.6
10	Tiffany Krantz	96-00	3.5
11	Debra Larkin	81-85	3.2

### Blocks

Rk	Player	Years	BLK
1	Marita Payne	02-06	377
2	KeKe Carrier	05-present	216
3	Linda Godby	86-90	199
4	Vickie Orr	85-89	191
5	Lori Monroe	79-83	141
6	DeWanna Bonner	05-09	139
7	Brenda Hill	81-85	126
8	<b>Jordan Greenleaf</b>	<b>06-pres</b>	<b>125</b>
9	Becky Jackson	80-84	120
10	Lauretta Freeman	89-93	114

### Steals

Rk	Player	Years	STL
1	Mae Ola Bolton	85-88	282
2	Kristen Mulligan	93-96	253
3	Ruthie Bolton	86-89	246
4	Debra Larkin	82-85	242
5	Helene Baroody	84-87	240
6	Sherell Hobbs	05-present	231
7	DeWanna Bonner	05-present	208
8	Natasha Brackett	01-05	202
9	Carolyn Jones	89-91	192
10	Whitney Boddie	05-present	183



# Nell FORTNER

Head Coach

Seventh Season

Jackson, Miss • Texas, 1981

- Coached Auburn to its first SEC title in 20 years during 2008-09 season
- Produced Auburn's first SEC Player of the Year since 1988 in DeWanna Bonner
- Has an overall record of 137-89 for a .606 winning percentage
- Sports a 694-240 (.743) record as a head coach, assistant coach and player at all levels (college, professional, international)
- Coached teams to 11 NCAA Tournament appearances, eight as an assistant coach and three as a head coach
- 2000 USA Basketball Coach of the Year
- 1997 and 2009 Basketball Times National Coach of the Year
- 2009 Russell Athletic/WBCA Region III Coach of the Year
- 1997 Big Ten Coach of the Year
- 2009 SEC Coach of the Year
- Led the U.S. National Team to a gold medal in the 2000 Olympics
- Coached 10 different U.S. squads to a 101-14 (.878) record
- Served as an assistant coach for the U.S. National Team that won a gold medal at the 1996 Olympics
- Coached three players to State Farm/WBCA All-America honors
- Coached eight players to 10 all-conference honors
- Coached Auburn to three straight 20-win seasons, including a 30-win season in 2009 - Auburn's first in 20 years
- Produced two WNBA draft picks (DeWanna Bonner and Whitney Boddie) out of her first recruiting class at Auburn
- Spent three years as Head Coach and General Manager of the WNBA's Indiana Fever, leading the team to the playoffs in her second season
- As an assistant coach at Louisiana Tech, helped the team to the Elite Eight in 1993 and the National Championship game in 1994
- Spent four years as a studio analyst with ESPN (2001-04, 2005 WNBA Playoffs)

All-time record as player and coach at all levels:	694-240 (.743)	29 years
Record as a WNBA coach:	42-56 (.429)	3 seasons
Record as USA Head Coach:	101-14 (.878)	4 years
Record as a collegiate player:	127-26 (.830)	4 seasons
Record as a collegiate coach:	372-144 (.721)	16 seasons
Record as a collegiate assistant coach:	235-55 (.810)	9 seasons
Record as a collegiate head coach:	137-89 (.606)	8 seasons
Record at Auburn:	120-78 (.606)	7 seasons
SEC Record:	40-46 (.465)	7 seasons

## Fortner Year-by-Year

### Texas, Player (1977-81)

Year	Record	Conf.	Other Information
1977-78	29-10	--	5th AIAW
1978-79	37-4	--	3rd AIAW
1979-80	33-4	--	5th AIAW
1980-81	28-8	--	9th AIAW

### Stephen F. Austin, Graduate Assistant/Assistant (1986-90)

Year	Record	Conf.	Other Information
1986-87	25-6	9-1	WNIT Third Round
1987-88	29-5	13-1	Southland Champions NCAA Second Round
1988-89	30-4	13-1	Southland Champions NCAA Regional Finalist
1989-90	28-3	14-0	Southland Champions NCAA Regional Finalist

### Louisiana Tech, Assistant Coach (1990-95)

Year	Record	Conf.	Other Information
1990-91	18-12	9-3	American South Conference Runner-Up NCAA First Round
1991-92	20-10	12-4	NCAA First Round
1992-93	26-6	13-1	Sun Belt Conference Champion NCAA Elite Eight
1993-94	31-4	14-0	Sun Belt Conference Champion NCAA Runner-up
1994-95	28-5	13-1	Sun Belt Conference Champion NCAA Sweet 16

### USA Basketball, Assistant Coach (1995-96)

52-0 Overall Record (1.000)

### Purdue, Head Coach (1996-97)

Year	Record	Conf.	Other Information
1996-97	17-11	12-4	Big Ten Co-Champions NCAA Second Round

### USA Basketball, Head Coach (1997-2000)

101-14 Overall Record (.878)

### Indiana Fever (WNBA), Head Coach (2001-03)

Year	Record	Conf.	Other Information
2001	10-22	--	
2002	16-16	--	WNBA Playoffs First Round
2003	16-18	--	

### Auburn, Head Coach (2004-present)

Year	Record	Conf.	Other Information
2004-05	16-13	6-8	
2005-06	14-15	4-10	
2006-07	21-13	6-8	WNIT Quarterfinals
2007-08	20-12	7-7	NCAA First Round
2008-09	30-4	12-2	SEC Champions SEC Tournament Runner-Up NCAA Second Round
2009-10	15-16	5-11	
2010-11	4-5	0-0	



# Jordan GREENLEAF

# #21

Senior • Forward • 6-1

Rex, Ga.

Morrow High School

## NOTES:

- Has two double-doubles on the season, most-recently scoring 13 points with 10 rebounds at South Florida
- Pulled down season-high 12 rebounds against Temple
- Is 81 rebounds from tying Kandall Mago and C.C. Hayden for 11th all-time at Auburn in career rebounding
- Is 1 block away from tying Brenda Hill for seventh all-time at Auburn in career blocks
- Is Auburn's top returning defensive player, leading active players in rebounds, blocks and steals
- Graduated from Auburn last May, completing her degree in mass communications

Opponent	Start	Min.	FG-A	3PT-A	FT-A	O-D-T	PF	Ast.	TO	Blk.	St.	Pts.
MERCER	*	30	6-9	0-1	4-5	5-7-12	2	2	1	1	3	16
FLORIDA STATE	*	39	5-13	1-1	4-5	4-5-9	4	0	4	2	3	15
DUKE	*	38	3-8	0-2	2-4	3-3-6	3	0	4	0	1	8
at South Florida	*	38	5-13	0-0	3-4	7-3-10	0	1	3	1	1	13
vs. Sacred Heart	*	32	1-7	0-0	2-4	6-1-7	2	4	3	1	1	4
vs. Seton Hall	*	21	1-2	0-0	0-0	1-1-2	1	1	1	0	0	2
SOUTH ALABAMA	*	32	4-10	0-1	3-4	4-5-9	2	3	2	2	3	11
TEMPLE	*	38	3-10	0-0	3-5	6-6-12	2	4	1	2	0	9
at George Washington	*	34	1-8	0-0	1-2	5-6-11	3	0	0	4	1	3
vs. Purdue												
at Chicago State												
ALABAMA A&M												
JACKSONVILLE STATE												
at Alabama												
FLORIDA												
at Vanderbilt												
OLE MISS												
LSU												
at Mississippi State												
TENNESSEE												
SOUTH CAROLINA												
at Kentucky												
MISSISSIPPI STATE												
at LSU												
at Arkansas												
ALABAMA												
at South Carolina												
at Georgia												
KENTUCKY												

## SEASON HIGHS


<b>Points</b>		
16	vs. Mercer	(11/12/10)
<b>Rebounds</b>		
12	twice, last vs. Temple	(12/4/10)
<b>Assists</b>		
4	twice, last vs. Temple	(12/4/10)
<b>Blocks</b>		
4	at George Washington	(12/15/10)
<b>Steals</b>		
3	3 times, last vs. S Alabama	(12-2-10)
<b>Field Goals</b>		
6	vs. Mercer	(11/12/10)
<b>Field Goal Attempts</b>		
13	twice, last at South Florida	(11/22/10)
<b>3-Point Field Goals</b>		
1	vs. Florida State	(11/15/10)
<b>3-Point FG Attempts</b>		
2	vs. Duke	(11/18/10)
<b>Free Throws</b>		
4	twice, last vs. Florida State	(11/15/10)
<b>Free Throw Attempts</b>		
5	3 times, last vs. Temple	(12/4/10)

## CAREER HIGHS

<b>Points</b>		
17	twice, last vs. Liberty	(12/15/09)
<b>Rebounds</b>		
16	vs. Mississippi State	(1/3/10)
<b>Assists</b>		
5	twice, last vs. Vanderbilt	(1/21/10)
<b>Blocks</b>		
6	at Alabama	(1/27/08)
<b>Steals</b>		
6	vs. Jackson State	(12/6/06)
<b>Field Goals</b>		
7	3 times, last at Ole Miss	(2/25/10)
<b>Field Goal Attempts</b>		
15	at San Diego State	(12/30/09)
<b>3-Point Field Goals</b>		
1	vs. Florida State	(11/15/10)
<b>3-Point FG Attempts</b>		
2	vs. Duke	(11/18/10)
<b>Free Throws</b>		
10	at Florida State	(11/27/09)
<b>Free Throw Attempts</b>		
12	at Florida State	(11/27/09)

## GREENLEAF CAREER STATISTICS

Year	GP-GS	FG-FGA	Pct	3FG-FGA	Pct	FT-FTA	Pct	O-D-T (Reb.)	Avg	PF	FO	Ast	TO	Blk	Stl	Pts	Avg
2006-07	34-29	58-149	.389	0-0	.000	60-87	.690	78-99-177	5.2	88	1	18	31	44	29	176	5.2
2007-08	31-30	74-161	.460	0-0	.000	44-64	.688	96-71-167	5.4	76	1	29	41	40	42	192	6.2
2008-09	5-0	14-32	.438	0-1	.000	7-8	.875	17-9-26	5.2	10	0	3	2	4	4	35	7.0
2009-10	31-31	86-229	.376	0-5	.000	73-102	.716	100-120-220	7.1	62	1	65	46	24	47	245	7.9
2010-11	9-9	29-80	.363	1-5	.200	22-33	.667	41-37-78	8.7	17	0	15	19	13	13	81	9.0
<b>TOTAL</b>	<b>110-99</b>	<b>261-651</b>	<b>.401</b>	<b>1-11</b>	<b>.091</b>	<b>206-294</b>	<b>.701</b>	<b>332-336-668</b>	<b>6.1</b>	<b>253</b>	<b>3</b>	<b>130</b>	<b>139</b>	<b>125</b>	<b>135</b>	<b>729</b>	<b>6.6</b>



# Alli SMALLEY

# #5

Senior • Guard • 5-8

Arab, Ala.

Arab High School

## NOTES:

- Has scored in double figures in seven of nine games this season
- Broke the Auburn career 3-point record with 1:22 left in the Temple game; she passed Tiffany Krantz for the record
- Named to Junkanoo Jam All-Tournament Team
- Led the team in scoring in the season-opener vs. Mercer with 16 points
- Selected to Preseason All-SEC First Team by league coaches and Preseason All-SEC Second Team by media
- Has started 93 consecutive games, dating back to her freshman season
- With her 22 points vs. Temple, she moved into the top 15 all-time at Auburn in career scoring

Opponent	Start	Min.	FG-A	3PT-A	FT-A	O-D-T	PF	Ast.	TO	Blk.	St.	Pts.
MERCER	*	26	6-15	1-5	3-4	1-3-4	2	1	4	1	2	16
FLORIDA STATE	*	33	2-15	1-6	1-2	0-2-2	2	3	4	1	1	6
DUKE	*	26	3-4	2-3	4-4	1-2-3	2	3	4	0	0	12
at South Florida	*	22	1-11	0-4	2-3	0-0-0	2	0	0	0	0	4
vs. Sacred Heart	*	28	5-13	2-5	0-0	1-4-5	1	1	2	0	2	12
vs. Seton Hall	*	19	6-10	3-4	0-0	0-0-0	0	4	2	0	1	15
SOUTH ALABAMA	*	26	5-15	1-3	4-4	0-1-1	2	1	1	0	2	15
TEMPLE	*	33	7-17	3-7	5-9	0-3-3	3	0	1	0	3	22
at George Washington	*	34	5-15	4-7	0-1	2-1-3	0	1	0	0	0	14
vs. Purdue												
at Chicago State												
ALABAMA A&M												
JACKSONVILLE STATE												
at Alabama												
FLORIDA												
at Vanderbilt												
OLE MISS												
LSU												
at Mississippi State												
TENNESSEE												
SOUTH CAROLINA												
at Kentucky												
MISSISSIPPI STATE												
at LSU												
at Arkansas												
ALABAMA												
at South Carolina												
at Georgia												
KENTUCKY												

## SMALLEY CAREER STATISTICS

Year	GP-GS	FG-FGA	Pct	3FG-FGA	Pct	FT-FTA	Pct	O-D-T (Reb.)	Avg	PF	FO	Ast	TO	Blk	Stl	Pts	Avg
2007-08	32-19	133-333	.399	47-162	.290	28-42	.667	34-59-93	2.9	58	3	89	104	10	37	341	10.7
2008-09	34-34	141-310	.455	68-171	.398	28-37	.757	12-79-91	2.7	60	0	71	62	7	45	378	11.1
2009-10	31-31	181-446	.406	57-175	.326	69-96	.719	33-104-137	4.4	64	1	72	85	7	36	488	15.7
2010-11	9-9	40-115	.348	17-44	.386	19-27	.704	5-16-21	2.3	14	0	14	18	2	11	116	12.9
<b>TOTAL</b>	<b>106-93</b>	<b>495-1204</b>	<b>.411</b>	<b>189-552</b>	<b>.342</b>	<b>144-202</b>	<b>.713</b>	<b>84-258-342</b>	<b>3.2</b>	<b>196</b>	<b>4</b>	<b>246</b>	<b>269</b>	<b>26</b>	<b>129</b>	<b>1323</b>	<b>12.5</b>

## SEASON HIGHS

## Points

22 vs. Temple (12/4/10)

## Rebounds

5 vs. Sacred Heart (11/26/10)

## Assists

4 vs. Seton Hall (11/27/10)

## Blocks

1 twice, last vs. Florida State (11/15/10)

## Steals

3 vs. Temple (12/4/10)

## Field Goals

7 vs. Temple (12/4/10)

## Field Goal Attempts

17 vs. Temple (12/4/10)

## 3-Point Field Goals

4 at George Washington (12/15/10)

## 3-Point FG Attempts

7 twice, last at GW (12/15/10)

## Free Throws

5 vs. Temple (12/4/10)

## Free Throw Attempts

9 vs. Temple (12/4/10)

## CAREER HIGHS

## Points

29 vs. Florida (3/4/10)

## Rebounds

11 vs. Alabama (2/7/10)

## Assists

6 3 times, last at SDSU (12/30/09)

## Blocks

2 vs. Georgia (1/13/08)

## Steals

4 twice, last vs. Kentucky (2/28/10)

## Field Goals

10 3 times, last vs. Florida (3/4/10)

## Field Goal Attempts

21 vs. Troy (11/13/09)

## 3-Point Field Goals

5 3 times, last vs. Florida (3/4/10)

## 3-Point FG Attempts

10 3 times, last at Ole Miss (2/25/10)

## Free Throws

6 4 times, last vs. Valparaiso (12/28/09)

## Free Throw Attempts

9 vs. Temple (12/4/10)



# Chantel HILLIARD

# #23

Junior • Forward/Center • 6-2

Biloxi, Miss.

St. Martin High School

#### NOTES:

- Led Auburn in scoring for the first time in her career, coming off the bench for a career-high 16 points on 7-of-9 shooting at South Florida
- Has scored in double figures twice this season
- Came off the bench for 4 points and 3 rebounds in the season-opener vs. Mercer
- Saw limited action last season after starting the year as a starter
- Finished the year 3.5 points and 2.4 rebounds per game, seeing action in 27 games

Opponent	Start	Min.	FG-A	3PT-A	FT-A	O-D-T	PF	Asst.	TO	Blk.	Stl.	Pts.
MERCER		13	2-3	0-0	0-0	0-3-3	0	0	1	0	1	4
FLORIDA STATE		6	0-0	0-0	0-0	0-0-0	1	0	0	1	0	0
DUKE		12	1-5	0-0	2-2	3-1-4	1	1	0	0	1	4
at South Florida		23	7-9	0-0	2-2	4-3-7	1	0	0	0	0	16
vs. Sacred Heart	*	19	2-5	0-0	1-2	1-2-3	0	1	2	0	0	5
vs. Seton Hall		9	2-4	0-0	0-0	0-1-1	1	0	0	0	1	4
SOUTH ALABAMA		11	2-4	0-0	1-2	1-0-1	3	0	0	0	0	5
TEMPLE		23	3-5	0-0	4-4	1-3-4	3	0	3	0	0	10
at George Washington		12	2-5	0-0	1-2	1-1-2	3	0	1	1	0	5
vs. Purdue												
at Chicago State												
ALABAMA A&M												
JACKSONVILLE STATE												
at Alabama												
FLORIDA												
at Vanderbilt												
OLE MISS												
LSU												
at Mississippi State												
TENNESSEE												
SOUTH CAROLINA												
at Kentucky												
MISSISSIPPI STATE												
at LSU												
at Arkansas												
ALABAMA												
at South Carolina												
at Georgia												
KENTUCKY												

#### HILLIARD CAREER STATISTICS

Year	GP-GS	FG-FGA	Pct	3FG-FGA	Pct	FT-FTA	Pct	O-D-T (Reb.)	Avg	PF	FO	Asst	TO	Blk	Stl	Pts	Avg
2008-09	30-0	53-106	.500	0-2	.000	15-32	.469	29-56-85	2.8	50	0	7	26	12	13	121	4.0
2009-10	27-2	37-89	.416	0-0	.000	20-43	.465	31-35-66	2.4	49	1	6	35	13	11	94	3.5
2010-11	9-1	21-40	.525	0-0	.000	11-14	.786	11-14-25	2.8	13	0	2	7	2	3	53	5.9
<b>TOTAL</b>	<b>66-3</b>	<b>111-235</b>	<b>.472</b>	<b>0-2</b>	<b>.000</b>	<b>46-89</b>	<b>.517</b>	<b>71-105-176</b>	<b>2.7</b>	<b>112</b>	<b>1</b>	<b>15</b>	<b>68</b>	<b>27</b>	<b>27</b>	<b>268</b>	<b>4.1</b>

#### SEASON HIGHS

<b>Points</b>	16	at South Florida	(11/22/10)
<b>Rebounds</b>	7	at South Florida	(11/22/10)
<b>Assists</b>	1	twice, last vs. Sacred Heart	(11/26/10)
<b>Blocks</b>	1	vs. Florida State	(11/15/10)
<b>Steals</b>	1	three, last vs. Seton Hall	(11/27/10)
<b>Field Goals</b>	7	at South Florida	(11/22/10)
<b>Field Goal Attempts</b>	9	at South Florida	(11/22/10)
<b>3-Point Field Goals</b>			N/A
<b>3-Point FG Attempts</b>			N/A
<b>Free Throws</b>	4	vs. Temple	(12/4/10)
<b>Free Throw Attempts</b>	4	vs. Temple	(12/4/10)

#### CAREER HIGHS

<b>Points</b>	16	at South Florida	(11/22/10)
<b>Rebounds</b>	11	at South Alabama	(12/20/09)
<b>Assists</b>	2	twice, last at Kentucky	(1/24/10)
<b>Blocks</b>	3	twice, last vs. Duquesne	(12/29/08)
<b>Steals</b>	3	vs. Duquesne	(12/29/08)
<b>Field Goals</b>	7	at South Florida	(11/22/10)
<b>Field Goal Attempts</b>	9	3 times, last at South Florida	(11/22/10)
<b>3-Point Field Goals</b>			N/A
<b>3-Point FG Attempts</b>	1	twice, last at Alabama	(2/8/09)
<b>Free Throws</b>	5	twice, last vs. Troy	(11/13/09)
<b>Free Throw Attempts</b>	12	vs. Sam Houston State	(12/5/08)



# Morgan JENNINGS

# #2

Junior • Guard • 5-8

Atlanta, Ga.

Frederick Douglass High School

## NOTES:

- Tied her career highs with 5 rebounds, 6 assists and 3 steals at George Washington
- Earned her first start of the season against South Alabama
- Tied her career-high with 14 points off the bench vs. Seton Hall
- Came off the bench for 6 points and team-high 3 steals in season-opener vs. Mercer; had 5 points vs. Duke
- Saw action in 13 games last season after missing the first half of the season with an injury
- Returned to the lineup and offered a backup to Morgan Toles and Alli Smalley at the guard positions
- Now that she is 100%, is expected to play a bigger role this season

Opponent	Start	Min.	FG-A	3PT-A	FT-A	O-D-T	PF	Asst.	TO	Blk.	Stl.	Pts.
MERCER		14	2-2	0-0	2-2	1-1-2	1	1	1	0	3	6
FLORIDA STATE		9	0-1	0-0	0-0	1-1-2	0	2	1	0	0	0
DUKE		16	1-3	0-0	3-4	0-2-2	2	1	3	0	1	5
at South Florida		16	0-4	0-0	1-2	2-1-3	1	2	1	0	0	1
vs. Sacred Heart		15	1-5	0-0	2-2	1-1-2	1	0	2	0	1	4
vs. Seton Hall		19	7-7	0-0	0-1	0-4-4	2	1	1	0	2	14
SOUTH ALABAMA	*	17	2-6	0-0	0-2	0-2-2	3	1	0	1	2	4
TEMPLE	*	27	4-7	0-0	0-1	3-2-5	1	1	2	1	0	8
at George Washington		19	1-3	0-0	1-3	3-2-5	1	6	0	0	3	3
vs. Purdue												
at Chicago State												
ALABAMA A&M												
JACKSONVILLE STATE												
at Alabama												
FLORIDA												
at Vanderbilt												
OLE MISS												
LSU												
at Mississippi State												
TENNESSEE												
SOUTH CAROLINA												
at Kentucky												
MISSISSIPPI STATE												
at LSU												
at Arkansas												
ALABAMA												
at South Carolina												
at Georgia												
KENTUCKY												

## SEASON HIGHS

## Points

14 vs. Seton Hall (11/27/10)

## Rebounds

5 twice, last at GW (12/15/10)

## Assists

6 at George Washington (12/15/10)

## Blocks

1 twice, last vs. Temple (12/4/10)

## Steals

3 twice, last at GW (12/15/10)

## Field Goals

7 vs. Seton Hall (11/27/10)

## Field Goal Attempts

7 twice, last vs. Temple (12/4/10)

## 3-Point Field Goals

N/A

## 3-Point FG Attempts

N/A

## Free Throws

3 vs. Duke (11/18/10)

## Free Throw Attempts

4 vs. Duke (11/18/10)

## CAREER HIGHS

## Points

14 twice, last vs. Seton Hall (11/27/10)

## Rebounds

5 twice, last vs. Temple (12/4/08)

## Assists

6 twice, last at GW (12/15/10)

## Blocks

1 twice, last vs. Temple (12/4/10)

## Steals

3 3 times, last at GW (12/15/10)

## Field Goals

7 at Seton Hall (11/27/10)

## Field Goal Attempts

8 twice, last vs. N.C. A&amp;T (12/3/08)

## 3-Point Field Goals

N/A

## 3-Point FG Attempts

N/A

## Free Throws


3 vs. Duke (11/18/10)

## Free Throw Attempts

4 vs. Duke (11/18/10)

## JENNINGS CAREER STATISTICS

Year	GP-GS	FG-FGA	Pct	3FG-FGA	Pct	FT-FTA	Pct	O-D-T (Reb.)	Avg	PF	FO	Asst	TO	Blk	Stl	Pts	Avg
2008-09	30-4	30-77	.390	0-0	.000	11-24	.458	18-30-48	1.6	25	0	34	41	0	16	71	2.4
2009-10	13-0	9-32	.281	0-1	.000	1-4	.250	2-9-11	0.8	9	0	15	14	0	2	19	1.5
2010-11	9-2	18-38	.474	0-0	.000	9-17	.529	11-16-27	3.0	12	0	15	11	2	12	45	5.0
<b>TOTAL</b>	<b>52-6</b>	<b>57-147</b>	<b>.388</b>	<b>0-1</b>	<b>.000</b>	<b>21-45</b>	<b>.467</b>	<b>31-55-86</b>	<b>1.7</b>	<b>46</b>	<b>0</b>	<b>64</b>	<b>66</b>	<b>2</b>	<b>30</b>	<b>135</b>	<b>2.6</b>



# Parrisha SIMMONS

# #4

Junior • Guard • 6-0

Macon, Ga.

Southwest Macon High School

## NOTES:

- Returned to the starting lineup at George Washington after coming off the bench the previous four games
- Started and totaled five rebounds and two steals in the season-opener vs. Mercer
- A defensive and rebounding specialist
- Started in 22 of 31 games last season, averaging 3.1 points and 5.1 rebounds per game
- Finished the season ninth in the SEC in offensive rebounding with 2.8 per game

Opponent	Start	Min.	FG-A	3PT-A	FT-A	O-D-T	PF	Ast.	TO	Blk.	St.	Pts.
MERCER	*	19	0-1	0-0	1-6	4-1-5	1	3	0	0	2	1
FLORIDA STATE	*	13	1-2	0-0	0-0	0-1-1	1	0	0	0	0	2
DUKE	*	12	1-3	0-0	2-4	1-0-1	1	1	1	0	2	4
at South Florida	*	12	0-0	0-0	0-2	0-1-1	2	0	0	0	0	0
vs. Sacred Heart		13	2-3	0-0	1-4	3-1-4	0	2	0	0	1	5
vs. Seton Hall		21	1-4	0-0	2-5	2-3-5	1	1	0	0	1	4
SOUTH ALABAMA		16	0-4	0-0	5-6	4-2-6	2	0	2	0	1	5
TEMPLE		9	0-1	0-0	2-2	2-0-2	1	1	2	0	0	2
at George Washington	*	13	1-1	0-0	0-0	3-2-5	1	0	1	0	0	2
vs. Purdue												
at Chicago State												
ALABAMA A&M												
JACKSONVILLE STATE												
at Alabama												
FLORIDA												
at Vanderbilt												
OLE MISS												
LSU												
at Mississippi State												
TENNESSEE												
SOUTH CAROLINA												
at Kentucky												
MISSISSIPPI STATE												
at LSU												
at Arkansas												
ALABAMA												
at South Carolina												
at Georgia												
KENTUCKY												

## SEASON HIGHS

## Points

5 twice, last vs. S Alabama (12/2/10)

## Rebounds

6 vs. South Alabama (12/2/10)

## Assists

3 vs. Mercer (11/12/10)

## Blocks

N/A

## Steals

2 twice, last vs. Duke (11/18/10)

## Field Goals

2 vs. Sacred Heart (11/26/10)

## Field Goal Attempts

4 twice, last vs. S Alabama (12/2/10)

## 3-Point Field Goals

N/A

## 3-Point FG Attempts

N/A

## Free Throws

5 vs. South Alabama (12/2/10)

## Free Throw Attempts

6 twice, last vs. South Alabama (12/2/10)

## CAREER HIGHS

## Points

9 twice, last vs. Vanderbilt (1/21/10)

## Rebounds

12 vs. George Washington (12/5/09)

## Assists

4 vs. Valparaiso (12/28/09)

## Blocks

1 5 times, last vs. Ala. A&amp;M (11/17/09)

## Steals

2 6 times, last vs. Seton Hall (11/27/10)

## Field Goals

4 twice, last at N.C. A&amp;T (12/1/09)

## Field Goal Attempts

7 vs. George Washington (12/5/09)

## 3-Point Field Goals

N/A

## 3-Point FG Attempts

N/A

## Free Throws

5 vs. South Alabama (12/2/10)

## Free Throw Attempts

6 4 times, last vs. S Alabama (12/2/10)

## SIMMONS CAREER STATISTICS

Year	GP-GS	FG-FGA	Pct	3FG-FGA	Pct	FT-FTA	Pct	O-D-T (Reb.)	Avg	PF	FO	Ast	TO	Blk	Stl	Pts	Avg
2008-09	21-0	9-25	.360	0-0	.000	4-20	.200	20-36-56	2.7	13	0	12	14	4	6	22	1.0
2009-10	31-22	39-89	.435	0-0	.000	17-49	.347	88-71-159	5.1	51	0	34	43	1	16	95	3.1
2010-11	9-5	6-19	.316	0-0	.000	13-29	.448	19-11-30	3.3	10	0	8	6	0	7	25	2.8
<b>TOTAL</b>	<b>61-27</b>	<b>54-133</b>	<b>.406</b>	<b>0-0</b>	<b>.000</b>	<b>34-98</b>	<b>.347</b>	<b>127-118-245</b>	<b>4.0</b>	<b>74</b>	<b>0</b>	<b>54</b>	<b>63</b>	<b>5</b>	<b>29</b>	<b>142</b>	<b>2.3</b>



# Blanche ALVERSON

# #14

Sophomore • Forward/Center • 6-3

Andalusia, Ala.

Buford (Ga.) High School

#### NOTES:

- Has scored in double figures in three of the last four games
- Led Auburn with 16 points at George Washington, tying her career high
- Scored career-high 16 points, shooting 7-of-12 from the field, to lead Auburn against Florida State
- Scored Auburn's first field goal in the new Auburn Arena, a 3-pointer that came 56 seconds into the game against Mercer
- A deep shooting threat, she is also one of the most versatile players on the team because of her size and post skills
- Moved into a starting role by the end of her freshman season, starting 11 of the final 13 games
- Averaged 6.9 points per game, shooting 31.3 percent from beyond the arc

Opponent	Start	Min.	FG-A	3PT-A	FT-A	O-D-T	PF	Ast.	TO	Blk.	St.	Pts.
MERCER	*	25	3-10	3-9	2-2	1-2-3	0	3	2	0	1	11
FLORIDA STATE	*	31	7-12	2-3	0-0	2-0-2	4	0	0	0	1	16
DUKE	*	33	3-10	2-8	1-2	0-7-7	1	2	2	0	1	9
at South Florida	*	29	3-11	2-8	0-0	1-1-2	3	0	1	0	0	8
vs. Sacred Heart	*	18	1-5	0-2	0-0	0-1-1	1	0	2	0	0	2
vs. Seton Hall	*	17	4-8	0-3	4-5	2-1-3	1	2	3	0	0	12
SOUTH ALABAMA	*	21	3-4	1-2	0-0	0-2-2	2	3	2	1	0	7
TEMPLE	*	32	3-8	3-7	1-2	2-3-5	1	3	1	0	0	10
at George Washington	*	35	6-15	2-6	2-2	2-2-4	1	0	3	0	2	16
vs. Purdue												
at Chicago State												
ALABAMA A&M												
JACKSONVILLE STATE												
at Alabama												
FLORIDA												
at Vanderbilt												
OLE MISS												
LSU												
at Mississippi State												
TENNESSEE												
SOUTH CAROLINA												
at Kentucky												
MISSISSIPPI STATE												
at LSU												
at Arkansas												
ALABAMA												
at South Carolina												
at Georgia												
KENTUCKY												

#### SEASON HIGHS

##### Points

16 twice, last at GW (12/15/10)

##### Rebounds

7 vs. Duke (11/18/10)

##### Assists

3 3 times, last vs. Temple (12/4/10)

##### Blocks

1 vs. South Alabama (12/2/10)

##### Steals

2 at George Washington (12/15/10)

##### Field Goals

7 vs. Florida State (11/15/10)

##### Field Goal Attempts

15 at George Washington (12/15/10)

##### 3-Point Field Goals

3 twice, last vs. Temple (12/4/10)

##### 3-Point FG Attempts

9 vs. Mercer (11/12/10)

##### Free Throws

4 vs. Seton Hall (11/27/10)

##### Free Throw Attempts

5 vs. Seton Hall (11/27/10)

#### CAREER HIGHS

##### Points

16 twice, last at GW (12/15/10)

##### Rebounds

7 6 times, last vs. Duke (11/18/10)

##### Assists

5 twice, last vs. Florida (3/4/10)

##### Blocks

2 4 times, last vs. Kentucky (3/5/10)

##### Steals

2 twice, last at GW (12/15/10)

##### Field Goals

7 vs. Florida State (11/15/10)

##### Field Goal Attempts

15 at George Washington (12/15/10)

##### 3-Point Field Goals

4 vs. Georgia Southern (11/24/09)

##### 3-Point FG Attempts

9 vs. Mercer (11/12/10)

##### Free Throws

4 twice, last vs. Seton Hall (11/27/10)

##### Free Throw Attempts

5 vs. Seton Hall (11/27/10)

#### ALVERSON CAREER STATISTICS

Year	GP-GS	FG-FGA	Pct	3FG-FGA	Pct	FT-FTA	Pct	O-D-T (Reb.)	Avg	PF	FO	Ast	TO	Blk	Stl	Pts	Avg
2009-10	31-13	78-218	.358	40-128	.313	19-27	.704	26-92-118	3.8	39	1	51	44	17	15	215	6.9
2010-11	9-9	33-83	.398	15-48	.313	10-13	.769	10-19-29	3.2	14	0	13	16	1	5	91	10.1
<b>TOTAL</b>	<b>40-22</b>	<b>111-301</b>	<b>.369</b>	<b>55-176</b>	<b>.313</b>	<b>29-40</b>	<b>.725</b>	<b>36-111-147</b>	<b>3.7</b>	<b>53</b>	<b>1</b>	<b>64</b>	<b>60</b>	<b>18</b>	<b>20</b>	<b>306</b>	<b>7.7</b>



# Morgan TOLES

# #1

Sophomore • Guard • 5-9

Fayetteville, Ga.

Sandy Creek High School

#### NOTES:

- Returned to starting lineup at George Washington after coming off the bench the previous three games
- Tied her season-high with seven assists at George Washington
- Scored in doubles figures in two of Auburn's first four games this season
- Ranks 6th all-time at Auburn in career assists per game with 4.4
- Named to the SEC All-Freshman Team last season
- Started 28 of 29 games at point guard, tallying 4.4 assists per game
- Her 128 assists tie for third all-time among Auburn freshmen
- Was the top-ranked freshman in the SEC in assists and assist-to-turnover ratio

Opponent	Start	Min.	FG-A	3PT-A	FT-A	O-D-T	PF	Asst.	TO	Blk.	Stl.	Pts.
MERCER	*	27	1-5	0-0	0-0	1-5-6	1	6	1	0	0	2
FLORIDA STATE	*	34	7-14	0-0	1-4	1-2-3	1	7	4	0	3	15
DUKE	*	28	5-10	0-0	2-4	2-0-2	3	5	4	0	2	12
at South Florida	*	27	0-4	0-1	3-4	0-2-2	1	3	1	0	0	3
vs. Sacred Heart	*	22	4-7	0-0	0-0	3-1-4	2	0	2	0	0	8
vs. Seton Hall		17	5-7	0-0	2-3	0-0-0	2	4	0	0	4	12
SOUTH ALABAMA		27	4-7	0-0	2-2	0-0-0	0	5	0	0	0	10
TEMPLE		23	0-6	0-0	0-0	1-3-4	2	4	2	0	1	0
at George Washington	*	24	1-8	0-0	1-2	2-2-4	2	7	2	0	2	3
vs. Purdue												
at Chicago State												
ALABAMA A&M												
JACKSONVILLE STATE												
at Alabama												
FLORIDA												
at Vanderbilt												
OLE MISS												
LSU												
at Mississippi State												
TENNESSEE												
SOUTH CAROLINA												
at Kentucky												
MISSISSIPPI STATE												
at LSU												
at Arkansas												
ALABAMA												
at South Carolina												
at Georgia												
KENTUCKY												

#### SEASON HIGHS

##### Points

15 vs. Florida State (11/15/10)

##### Rebounds

6 vs. Mercer (11/12/10)

##### Assists

7 twice, last at GW (12/15/10)

##### Blocks

N/A

##### Steals

4 vs. Seton Hall (11/27/10)

##### Field Goals

7 vs. Florida State (11/15/10)

##### Field Goal Attempts

14 vs. Florida State (11/15/10)

##### 3-Point Field Goals

N/A

##### 3-Point FG Attempts

1 at South Florida (11/15/10)

##### Free Throws

2 twice, last vs. S Alabama (12/2/10)

##### Free Throw Attempts

4 twice, last vs. Duke (11/18/10)

#### CAREER HIGHS

##### Points

17 at LSU (1/10/10)

##### Rebounds

6 3 times, last vs. Mercer (11/12/10)

##### Assists

10 vs. Georgia (1/31/10)

##### Blocks

1 Twice, last vs. Kentucky (3/5/10)

##### Steals

3 twice, last vs. Florida State (11/15/10)

##### Field Goals

7 twice, last vs. Florida State (11/15/10)

##### Field Goal Attempts

15 at Florida (1/7/10)

##### 3-Point Field Goals

1 at LSU (1/10/10)

##### 3-Point FG Attempts

1 7 times, last vs. Seton Hall (11/27/10)

##### Free Throws

4 vs. LSU (2/14/10)

##### Free Throw Attempts

6 at Florida (1/7/10)

#### TOLES CAREER STATISTICS

Year	GP-GS	FG-FGA	Pct	3FG-FGA	Pct	FT-FTA	Pct	O-D-T (Reb.)	Avg	PF	FO	Asst	TO	Blk	Stl	Pts	Avg
2009-10	29-28	94-223	.422	1-6	.167	31-58	.534	23-66-89	3.1	51	0	128	101	2	28	220	7.6
2010-11	9-6	27-68	.397	0-1	.000	11-19	.579	10-15-25	2.8	14	0	41	16	0	12	65	7.2
<b>TOTAL</b>	<b>38-34</b>	<b>121-291</b>	<b>.416</b>	<b>1-7</b>	<b>.143</b>	<b>42-77</b>	<b>.545</b>	<b>33-81-114</b>	<b>3.0</b>	<b>65</b>	<b>0</b>	<b>169</b>	<b>117</b>	<b>2</b>	<b>40</b>	<b>285</b>	<b>7.5</b>



# Pascale WEST

# #20

Sophomore • Center • 6-8

LaGrange, Ga.

Troup County Comprehensive High School

#### NOTES:

- Came off the bench in the season-opener vs. Mercer, tying her career high with 4 points
- Is the tallest player in the SEC
- Saw limited action in 24 games as a freshman, averaging 0.8 points and 1.3 rebounds per game
- Averaged 0.9 blocks per game, ranking 12th in the SEC
- Her 22 blocks rank her ninth all-time among Auburn freshmen

Opponent	Start	Min.	FG-A	3PT-A	FT-A	O-D-T	PF	Ast.	TO	Blk.	St.	Pts.
MERCER		8	2-3	0-0	0-0	0-1-1	4	0	0	0	0	4
FLORIDA STATE		2	0-0	0-0	0-0	0-0-0	0	0	0	0	0	0
DUKE		3	1-1	0-0	0-0	0-0-0	0	0	0	0	0	2
at South Florida						---	DNP - COACHES' DECISION ---					
vs. Sacred Heart		5	0-1	0-0	0-2	0-0-0	1	0	0	0	0	0
vs. Seton Hall		7	0-0	0-0	1-2	0-0-0	1	0	1	0	0	1
SOUTH ALABAMA						---	DNP - COACHES' DECISION ---					
TEMPLE						---	DNP - COACHES' DECISION ---					
at George Washington						---	DNP - COACHES' DECISION ---					
vs. Purdue												
at Chicago State												
ALABAMA A&M												
JACKSONVILLE STATE												
at Alabama												
FLORIDA												
at Vanderbilt												
OLE MISS												
LSU												
at Mississippi State												
TENNESSEE												
SOUTH CAROLINA												
at Kentucky												
MISSISSIPPI STATE												
at LSU												
at Arkansas												
ALABAMA												
at South Carolina												
at Georgia												
KENTUCKY												

#### SEASON HIGHS

<b>Points</b>		
4	vs. Mercer	(11/12/10)
<b>Rebounds</b>		
1	vs. Mercer	(11/12/10)
<b>Assists</b>		N/A
<b>Blocks</b>		N/A
<b>Steals</b>		N/A
<b>Field Goals</b>		
2	vs. Mercer	(11/12/10)
<b>Field Goal Attempts</b>		
3	vs. Mercer	(11/12/10)
<b>3-Point Field Goals</b>		N/A
<b>3-Point FG Attempts</b>		N/A
<b>Free Throws</b>		
1	vs. Seton Hall	(11/27/10)
<b>Free Throw Attempts</b>		
2	twice, last vs. Seton Hall	(11/27/10)

#### CAREER HIGHS

<b>Points</b>		
4	3 times, last vs. Mercer	(11/12/10)
<b>Rebounds</b>		
5	vs. Alabama A&M	(11/19/09)
<b>Assists</b>		
1	twice, last at N.C. A&T	(12/1/09)
<b>Blocks</b>		
7	vs. Alabama A&M	(11/19/09)
<b>Steals</b>		
1	6 times, last vs. Kentucky	(2/28/10)
<b>Field Goals</b>		
2	3 times, last vs. Mercer	(11/12/10)
<b>Field Goal Attempts</b>		
4	at North Carolina A&T	(12/1/09)
<b>3-Point Field Goals</b>		N/A
<b>3-Point FG Attempts</b>		N/A
<b>Free Throws</b>		
1	5 times, last vs. Seton Hall	(11/27/10)
<b>Free Throw Attempts</b>		
4	vs. Florida A&M	(11/28/09)

#### WEST CAREER STATISTICS

Year	GP-GS	FG-FGA	Pct	3FG-FGA	Pct	FT-FTA	Pct	O-D-T (Reb.)	Avg	PF	FO	Ast	TO	Blk	Stl	Pts	Avg
2009-10	24-0	7-15	.467	0-0	.000	4-11	.364	9-23-32	1.3	31	0	5	14	22	6	18	0.8
2010-11	5-0	3-5	.600	0-0	.000	1-4	.250	0-1-1	0.2	6	0	0	1	0	0	7	1.4
<b>TOTAL</b>	<b>29-0</b>	<b>10-20</b>	<b>.500</b>	<b>0-0</b>	<b>.000</b>	<b>5-15</b>	<b>.333</b>	<b>9-24-33</b>	<b>1.1</b>	<b>37</b>	<b>0</b>	<b>5</b>	<b>15</b>	<b>22</b>	<b>6</b>	<b>25</b>	<b>0.9</b>



# Peyton DAVIS

# #34

Freshman • Center • 6-5

Birmingham, Ala.

Mortimer Jordan High School

## NOTES:

- Played season-high 12 minutes vs. Seton Hall, scoring 4 points with 3 rebounds
- Came off the bench, scoring 3 points with a block vs. Mercer in the season-opener
- A two-sport star athlete in high school, also fielded several NCAA Division I volleyball offers
- Ranked as the 27th-best post prospect in the nation by ESPN HoopGurlz
- Holds a black belt in Taekwondo
- Older brother Dylan is a sophomore at Auburn and competes on the crew team

Opponent	Start	Min.	FG-A	3PT-A	FT-A	O-D-T	PF	Ast.	TO	Blk.	St.	Pts.
MERCER	3		0-1	0-0	3-4	0-0-0	2	0	0	1	0	3
FLORIDA STATE	1		0-0	0-0	0-0	0-0-0	0	0	0	0	0	0
DUKE	2		0-0	0-0	0-0	0-0-0	2	0	0	0	0	0
at South Florida	4		0-1	0-0	0-0	1-2-3	1	0	1	0	0	0
vs. Sacred Heart	3		0-1	0-0	0-0	0-0-0	0	0	0	0	0	0
vs. Seton Hall	12		2-5	0-0	0-1	2-1-3	3	1	1	0	0	4
SOUTH ALABAMA					--- DNP - COACHES' DECISION ---							
TEMPLE					--- DNP - COACHES' DECISION ---							
at George Washington	3		0-1	0-0	1-2	1-0-1	1	0	0	0	0	1
vs. Purdue												
at Chicago State												
ALABAMA A&M												
JACKSONVILLE STATE												
at Alabama												
FLORIDA												
at Vanderbilt												
OLE MISS												
LSU												
at Mississippi State												
TENNESSEE												
SOUTH CAROLINA												
at Kentucky												
MISSISSIPPI STATE												
at LSU												
at Arkansas												
ALABAMA												
at South Carolina												
at Georgia												
KENTUCKY												

## DAVIS CAREER STATISTICS

Year	GP-GS	FG-FGA	Pct	3FG-FGA	Pct	FT-FTA	Pct	O-D-T (Reb.)	Avg	PF	FO	Ast	TO	Blk	Stl	Pts	Avg
2010-11	7-0	2-9	.222	0-0	.000	4-7	.571	4-3-7	1.0	9	0	1	2	1	0	8	1.1
<b>TOTAL</b>	<b>7-0</b>	<b>2-9</b>	<b>.222</b>	<b>0-0</b>	<b>.000</b>	<b>4-7</b>	<b>.571</b>	<b>4-3-7</b>	<b>1.0</b>	<b>9</b>	<b>0</b>	<b>1</b>	<b>2</b>	<b>1</b>	<b>0</b>	<b>8</b>	<b>1.1</b>

## CAREER HIGHS

## Points

4 vs. Seton Hall (11/27/10)

## Rebounds

3 twice, last vs. Seton Hall (11/27/10)

## Assists

1 vs. Seton Hall (11/27/10)

## Blocks

1 vs. Mercer (11/12/10)

## Steals

N/A

## Field Goals

2 vs. Seton Hall (11/27/10)

## Field Goal Attempts

5 vs. Seton Hall (11/27/10)

## 3-Point Field Goals

N/A

## 3-Point FG Attempts


N/A

## Free Throws

3 vs. Mercer (11/12/10)

## Free Throw Attempts

4 vs. Mercer (11/12/10)



# Camille GLYMPH

# #22

Freshman • Guard • 5-10

Greenville, S.C.

J.L. Mann High School

## NOTES:

- Ranked as the No. 52 overall prospect in the country and No. 13 guard prospect by ESPN HoopGurlz
- Led her high school to two state championships
- Nominated to McDonald's All-America High School game

Opponent	Start	Min.	FG-A	3PT-A	FT-A	O-D-T	PF	Ast.	TO	Blk.	St.	Pts.
MERCER						--- DNP - INJURED ---						
FLORIDA STATE						--- DNP - INJURED ---						
DUKE						--- DNP - INJURED ---						
at South Florida						--- DNP - INJURED ---						
vs. Sacred Heart						--- DNP - INJURED ---						
vs. Seton Hall						--- DNP - INJURED ---						
SOUTH ALABAMA						--- DNP - INJURED ---						
TEMPLE						--- DNP - INJURED ---						
at George Washington												
vs. Purdue												
at Chicago State												
ALABAMA A&M												
JACKSONVILLE STATE												
at Alabama												
FLORIDA												
at Vanderbilt												
OLE MISS												
LSU												
at Mississippi State												
TENNESSEE												
SOUTH CAROLINA												
at Kentucky												
MISSISSIPPI STATE												
at LSU												
at Arkansas												
ALABAMA												
at South Carolina												
at Georgia												
KENTUCKY												



# Courtney STRAIN

# #11

Freshman • Guard • 5-9

Woodland, Ala.

Woodland High School

## NOTES:

- Earned first collegiate start vs. Seton Hall, scoring 7 points
- Scored 3 points with 2 rebounds in collegiate debut vs. Mercer
- Broke the Alabama state scoring record as a junior, finished her career with 5,283 points - more than 1,000 than her nearest competitor
- Twice led the nation in scoring
- Was also a varsity cheerleader for six years, serving as captain as a senior
- Graduated as salutatorian of her graduating class

Opponent	Start	Min.	FG-A	3PT-A	FT-A	O-D-T	PF	Ass.	TO	Blk.	St.	Pts.
MERCER	7		1-3	1-1	0-0	1-1-2	0	0	1	0	1	3
FLORIDA STATE	4		1-1	0-0	0-0	0-1-1	1	0	1	0	0	2
DUKE	6		0-0	0-0	0-0	0-0-0	0	0	0	0	0	0
at South Florida						--- DNP - COACHES' DECISION ---						
vs. Sacred Heart	15		0-6	0-3	3-6	0-0-0	1	0	1	0	1	3
vs. Seton Hall	* 20		2-6	1-3	2-2	0-1-1	1	0	3	0	1	7
SOUTH ALABAMA	12		0-2	0-0	0-0	0-0-0	1	0	2	0	0	0
TEMPLE	2		0-2	0-0	0-0	0-0-0	0	0	0	0	0	0
at George Washington						--- DNP - COACHES' DECISION ---						
vs. Purdue												
at Chicago State												
ALABAMA A&M												
JACKSONVILLE STATE												
at Alabama												
FLORIDA												
at Vanderbilt												
OLE MISS												
LSU												
at Mississippi State												
TENNESSEE												
SOUTH CAROLINA												
at Kentucky												
MISSISSIPPI STATE												
at LSU												
at Arkansas												
ALABAMA												
at South Carolina												
at Georgia												
KENTUCKY												

## STRAIN CAREER STATISTICS

Year	GP-GS	FG-FGA	Pct	3FG-FGA	Pct	FT-FTA	Pct	O-D-T (Reb.)	Avg	PF	FO	Ass	TO	Blk	Stl	Pts	Avg
2010-11	7-1	4-20	.200	2-7	.286	5-8	.625	1-3-4	0.6	4	0	0	7	0	3	15	2.1
<b>TOTAL</b>	<b>7-1</b>	<b>4-20</b>	<b>.200</b>	<b>2-7</b>	<b>.286</b>	<b>5-8</b>	<b>.625</b>	<b>1-3-4</b>	<b>0.6</b>	<b>4</b>	<b>0</b>	<b>0</b>	<b>7</b>	<b>0</b>	<b>3</b>	<b>15</b>	<b>2.1</b>

## CAREER HIGHS

## Points

7 vs. Seton Hall (11/27/10)

## Rebounds

2 vs. Mercer (11/12/10)

## Assists

N/A

## Blocks

1 vs. Mercer (11/12/10)

## Steals

1 3 times, last vs. Seton Hall (11/27/10)

## Field Goals

2 vs. Seton Hall (11/27/10)

## Field Goal Attempts

6 twice, last vs. Seton Hall (11/27/10)

## 3-Point Field Goals

1 twice, last vs. Seton Hall (11/27/10)

## 3-Point FG Attempts


3 twice, last vs. Seton Hall (11/27/10)

## Free Throws

3 vs. Sacred Heart (11/26/10)

## Free Throw Attempts

6 vs. Sacred Heart (11/26/10)



# Tyrese TANNER

# #32

Freshman • Forward • 6-2

Birmingham, Ala.

Hoover High School

## NOTES:

- Made first collegiate start vs. Seton Hall, went on to start the next two games
- Named to Junkanoo Jam All-Tournament Team
- Scored season-high 10 points in 21 minutes against Sacred Heart, also tallied three steals
- Scored 4 points with 3 rebounds in collegiate debut vs. Mercer
- Ranked as the No. 75 overall prospect and No. 13 wing prospect in the country by ESPN HoopGurlz
- Selected to McDonald's All-America game but sat out because of injury
- Named Alabama 6A Player of the Year as a senior

Opponent	Start	Min.	FG-A	3PT-A	FT-A	O-D-T	PF	Ast.	TO	Blk.	St.	Pts.
MERCER		10	1-7	1-4	1-2	2-1-3	1	2	1	1	0	4
FLORIDA STATE		2	0-2	0-0	0-0	1-0-1	0	0	0	0	1	0
DUKE		8	2-4	2-4	0-0	0-1-1	1	0	1	0	0	6
at South Florida		19	1-3	0-0	0-0	1-2-3	4	3	1	1	0	2
vs. Sacred Heart		21	4-8	0-2	2-3	1-1-2	1	0	1	0	3	10
vs. Seton Hall	*	20	1-7	0-2	0-3	2-3-5	3	1	4	0	2	2
SOUTH ALABAMA	*	15	2-3	0-1	1-2	1-3-4	3	0	1	2	1	5
TEMPLE	*	8	0-1	0-0	0-0	1-1-2	1	0	1	0	0	0
at George Washington		14	0-2	0-0	0-0	3-2-5	0	0	2	1	0	0
vs. Purdue												
at Chicago State												
ALABAMA A&M												
JACKSONVILLE STATE												
at Alabama												
FLORIDA												
at Vanderbilt												
OLE MISS												
LSU												
at Mississippi State												
TENNESSEE												
SOUTH CAROLINA												
at Kentucky												
MISSISSIPPI STATE												
at LSU												
at Arkansas												
ALABAMA												
at South Carolina												
at Georgia												
KENTUCKY												

## TANNER CAREER STATISTICS

Year	GP-GS	FG-FGA	Pct	3FG-FGA	Pct	FT-FTA	Pct	O-D-T (Reb.)	Avg	PF	FO	Ast	TO	Blk	Stl	Pts	Avg
2010-11	9-3	11-37	.297	3-13	.231	4-10	.400	12-14-26	2.9	14	0	6	12	5	7	29	3.2
TOTAL	9-3	11-37	.297	3-13	.231	4-10	.400	12-14-26	2.9	14	0	6	12	5	7	29	3.2

## CAREER HIGHS

## Points

10 vs. Sacred Heart (11/26/10)

## Rebounds

5 twice, last at GW (12/15/10)

## Assists

3 at South Florida (11/22/10)

## Blocks

2 vs. South Alabama (12/2/10)

## Steals

3 vs. Sacred Heart (11/26/10)

## Field Goals

4 vs. Sacred Heart (11/26/10)

## Field Goal Attempts

8 vs. Sacred Heart (11/26/10)

## 3-Point Field Goals

2 vs. Duke (11/18/10)

## 3-Point FG Attempts

4 twice, last vs. Duke (11/18/10)

## Free Throws

2 vs. Sacred Heart (11/26/10)

## Free Throw Attempts

3 twice, last vs. Seton Hall (11/27/10)



# Jassany WILLIAMS

# #25

Freshman • Forward • 6-2

Davie, Fla.

Nova High School

## NOTES:

- Came off the bench to score career high 13 points vs. South Alabama
- Has played at least 10 minutes per game in seven of the first nine games, emerging as the first player off the bench
- Ranked as the No. 59 overall prospect and No. 7 post prospect in the country by ESPN HoopGurlz
- Led her high school to first-ever state championship appearance, finishing runner-up
- Runner-up for Florida 5A Player of the Year

Opponent	Start	Min.	FG-A	3PT-A	FT-A	O-D-T	PF	Asst.	TO	Blk.	Stl.	Pts.
MERCER	18		4-13	0-0	1-2	5-1-6	3	0	1	2	2	9
FLORIDA STATE	26		2-6	0-0	1-2	1-2-3	5	0	3	2	3	5
DUKE	16		0-2	0-0	0-0	1-1-2	1	0	2	0	0	0
at South Florida	10		1-6	0-0	0-0	2-1-3	1	0	2	0	0	2
vs. Sacred Heart	8		0-3	0-0	0-0	0-2-2	2	0	0	0	0	0
vs. Seton Hall	18		3-4	0-0	2-2	3-4-7	2	1	0	2	0	8
SOUTH ALABAMA	23		5-7	0-0	3-6	2-2-4	1	0	0	0	0	13
TEMPLE	5		0-2	0-0	0-0	0-0-0	1	0	1	0	1	0
at George Washington	12		2-6	0-0	1-2	2-2-4	0	0	2	1	1	5
vs. Purdue												
at Chicago State												
ALABAMA A&M												
JACKSONVILLE STATE												
at Alabama												
FLORIDA												
at Vanderbilt												
OLE MISS												
LSU												
at Mississippi State												
TENNESSEE												
SOUTH CAROLINA												
at Kentucky												
MISSISSIPPI STATE												
at LSU												
at Arkansas												
ALABAMA												
at South Carolina												
at Georgia												
KENTUCKY												

## WILLIAMS CAREER STATISTICS

Year	GP-GS	FG-FGA	Pct	3FG-FGA	Pct	FT-FTA	Pct	O-D-T (Reb.)	Avg	PF	FO	Asst	TO	Blk	Stl	Pts	Avg
2010-11	9-0	17-49	.347	0-0	.000	8-14	.571	16-15-31	3.4	16	1	1	11	7	7	42	4.7
TOTAL	9-0	17-49	.347	0-0	.000	8-14	.571	16-15-31	3.4	16	1	1	11	7	7	42	4.7

## CAREER HIGHS

<b>Points</b>	13	vs. South Alabama	(12/2/10)
<b>Rebounds</b>	7	vs. Seton Hall	(11/27/10)
<b>Assists</b>	1	vs. Seton Hall	(11/27/10)
<b>Blocks</b>	2	3 times, last vs. Seton Hall	(11/27/10)
<b>Steals</b>	3	vs. Florida State	(11/15/10)
<b>Field Goals</b>	5	vs. South Alabama	(12/2/10)
<b>Field Goal Attempts</b>	13	vs. Mercer	(11/12/10)
<b>3-Point Field Goals</b>			N/A
<b>3-Point FG Attempts</b>			N/A
<b>Free Throws</b>	3	vs. South Alabama	(12/2/10)
<b>Free Throw Attempts</b>	6	vs. South Alabama	(12/2/10)

**Game 1: Nov. 12, 2010**  
**Auburn 79, Mercer 61**  
**Auburn Arena**  
**Auburn, Ala.**  
**First Game In Auburn Arena**

Official Basketball Box Score -- Game Totals -- Final Statistics

Mercer vs Auburn

11-12-10 5 p.m. at Auburn, Ala. - Auburn Arena

VISITORS: Mercer (0-1)

#	Player	fg-fga	3fg-fga	ft-fa	rebounds		pf	tp	a	to	blk	s	min
					of	de							
05	SMITH, Sharmesia*	1-3	0-0	2-2	1	6	7	2	4	0	0	1	0 27
14	PHILLIPS, Alex*	3-7	1-1	2-4	2	6	8	1	9	1	2	1	0 23
02	WILLIAMS, Briana*	7-17	5-10	4-7	1	1	2	1	23	1	2	0	0 27
21	GRANT, Kendra*	1-5	0-1	0-0	5	3	8	5	2	1	1	0	1 21
22	BOYKIN, Sharnae*	5-13	1-4	0-0	0	1	3	11	6	9	0	1	38
10	BARNES, Ariel	0-0	0-0	0-0	0	0	0	0	0	0	1	0	0 1
11	CLANTON, Rebecca	0-2	0-2	0-0	0	1	1	0	0	1	2	0	0 3
23	HAZEL, Brittnae	0-3	0-0	2-4	2	3	5	3	2	0	2	0	0 17
24	BLAKNEY, Keema	2-7	1-3	0-0	2	0	2	0	5	0	0	0	1 15
30	CARTER, Kourtney	0-1	0-0	0-0	2	2	4	1	0	0	0	0	0 12
31	CHATMON, Amber	2-4	1-2	0-0	0	2	2	1	5	1	0	0	1 16
TEAM					1	1							
Totals.....		21-62	9-23	10-17	15	26	41	17	61	11	19	2	4 200

HOME: Auburn (1-0)

#	Player	fg-fga	3fg-fga	ft-fa	rebounds		pf	tp	a	to	blk	s	min
					of	de							
14	Alverson, Blanche*	3-10	3-9	2-2	1	2	3	0	11	3	2	0	1 25
21	Greenleaf, Jordan*	6-9	0-1	4-5	5	7	12	2	16	2	1	1	3 30
01	Toles, Morgan*	1-5	0-0	0-0	1	5	6	1	2	6	1	0	0 27
04	Simmons, Parrisha*	0-1	0-0	1-6	4	1	5	1	1	3	0	0	2 19
05	Smalley, Alli*	6-15	1-5	3-4	1	3	4	2	16	1	4	1	2 26
02	Jennings, Morgan	2-2	0-0	2-2	1	1	2	1	6	1	0	0	3 14
11	Strain, Courtney	1-3	1-1	0-0	1	1	2	0	3	0	1	0	1 7
20	West, Pascale	2-3	0-0	0-0	0	1	1	4	4	0	0	0	0 8
23	Hilliard, Chantel	2-3	0-0	0-0	0	3	3	0	4	0	1	0	1 13
25	Williams, Jassany	4-13	0-0	1-2	5	1	6	3	9	0	1	2	2 18
32	Tanner, Tyrese	1-7	1-4	1-2	2	1	3	1	4	2	1	1	0 10
34	Davis, Peyton	0-1	0-0	3-4	0	0	0	2	3	0	0	1	0 3
TEAM					2	3	5						
Totals.....		28-72	6-20	17-27	23	29	52	17	79	18	13	6	15 200

Officials: Dock Sisk (R), Amy Bonner (U1), Barry Roberts (U2)

Technical fouls: Mercer-None. Auburn-None.

Attendance: 2459

Score by Periods	1st	2nd	Total
Mercer	20	41	61
Auburn	40	39	79

**AUBURN** - Senior Jordan Greenleaf led the Tigers with a double-double, scoring 16 points with 12 rebounds, as the Auburn women's basketball team opened the new Auburn Arena with a 79-61 win over Mercer. Senior Alli Smalley also scored 16 points with sophomore Blanche Alverson adding 11.

A crowd of nearly 2,500 came out for the inaugural game in the new facility. The Tigers took on Mercer as part of a doubleheader with the Auburn men's basketball team.

Alverson scored the first Auburn basket in the new facility, draining a three-pointer at the 19:04 mark. Her nine first-half points were a team-high as the Tigers took a 40-20 lead into the locker room.

The Tigers saw their largest lead of the day at the 15:38 mark of the second half as back-to-back jumpers from Greenleaf forced a Mercer timeout. The Bears' freshman Briana Williams then opened up on a hot streak to close the second half, scoring 20 points while shooting 7-of-10 from the field. She finished with a game-high 23 points.

All 12 active Tigers saw action and scored in the game with the freshman class combining for 19 points and 11 rebounds. Jassany Williams led the newcomers with nine points and six boards in 18 minutes of action. The Davie, Fla., native also led the Tigers in blocks with two.

The Tigers shot 28-of-72 from the field, 17-of-27 from the line and 6-of-20 from three-point land. Auburn also out-rebounded the Bears, 52-41.

**Game 2: Nov. 15, 2010**  
**Auburn 61, #16/14 Florida State 67**  
**Auburn Arena**  
**Auburn, Ala.**

Official Basketball Box Score -- Game Totals -- Final Statistics

Florida State vs Auburn

11-15-10 6 p.m. at Auburn, Ala. - Auburn Arena

VISITORS: #16/14 Florida State (2-0)

#	Player	fg-fga	3fg-fga	ft-fa	rebounds		pf	tp	a	to	blk	s	min
					of	de							
33	Natasha Howard*	6-9	2-3	0-0	3	6	9	4	14	2	9	2	0 29
54	Gierra Bravard*	3-6	0-0	6-8	3	7	10	4	12	1	2	0	0 23
03	Alexa Deluzio*	6-13	2-5	9-9	4	2	6	3	23	2	2	0	1 34
05	Christian Hunnicutt*	1-4	0-1	1-2	3	1	4	3	3	3	0	1	36
12	Courtney Ward*	0-6	0-4	0-0	1	2	3	1	0	2	7	0	3 34
00	Chasity Clayton	3-10	1-2	0-0	1	3	4	1	7	0	3	0	1 15
22	Olivia Bresnahan	0-1	0-0	0-0	0	2	2	1	0	0	0	0	0 9
34	Chelsea Davis	3-4	0-0	2-3	1	4	5	1	8	0	3	0	0 20
TEAM					1	3	4						
Totals.....		22-53	5-15	18-22	17	30	47	18	67	10	29	2	6 200

HOME: Auburn (1-1)

#	Player	fg-fga	3fg-fga	ft-fa	rebounds		pf	tp	a	to	blk	s	min
					of	de							
14	Alverson, Blanche*	7-12	2-3	0-0	2	0	2	4	16	0	0	1	31
21	Greenleaf, Jordan*	5-13	1-1	4-5	4	5	9	4	15	0	4	2	3 39
01	Toles, Morgan*	7-14	0-0	1-4	1	2	3	1	15	7	4	0	3 34
04	Simmons, Parrisha*	1-2	0-0	0-0	0	1	1	1	2	0	0	0	0 13
05	Smalley, Alli*	2-15	1-6	1-2	0	2	2	2	6	3	4	1	1 33
02	Jennings, Morgan	0-1	0-0	0-0	1	1	2	0	0	2	1	0	0 9
11	Strain, Courtney	1-1	0-0	0-0	0	1	1	2	0	1	0	0	0 4
20	West, Pascale	0-0	0-0	0-0	0	0	0	0	0	0	0	0	0 2
23	Hilliard, Chantel	0-0	0-0	0-0	0	0	0	0	0	0	0	1	0 6
25	Williams, Jassany	2-6	0-0	1-2	1	2	3	5	5	0	3	2	3 26
32	Tanner, Tyrese	0-2	0-0	0-0	1	0	1	0	0	0	0	0	1 2
34	Davis, Peyton	0-0	0-0	0-0	0	0	0	0	0	0	0	0	0 1
TEAM					2	3	5						
Totals.....		25-66	4-10	7-13	12	17	29	19	61	12	17	6	12 200

Officials: Dee Kantner (R), Bob Trammell (U1), Eric Brewton (U2)

Technical fouls: Florida State-None. Auburn-None.

Attendance: 2176

Score by Periods	1st	2nd	Total
Florida State	23	44	67
Auburn	30	31	61

**AUBURN** - After taking a seven-point lead at halftime, the Auburn women's basketball team could not hold off the second-half surge from No. 16/14 Florida State as the Seminoles pulled out the 67-61 win, handing the Tigers their first loss in Auburn Arena.

Sophomore Blanche Alverson led the Tigers in scoring with 16, shooting 7-of-12 from the field and connecting on 2-of-3 from beyond the arc. Senior Jordan Greenleaf and sophomore Morgan Toles each knocked down 15. Greenleaf led the team with nine rebounds.

The Tigers tallied 12 steals, forcing 29 Seminole turnovers. Auburn then turned those 29 turnovers into 29 points on the other end of the floor. Greenleaf, Toles and freshman Jassany Williams led Auburn with three steals each.

The Tigers found themselves down, 23-14, at 7:04 in the first half before opening up a 16-0 run to close the period. Williams, Smalley and Greenleaf combined for four blocks as the Tigers forced seven turnovers to take a 30-23 lead into the break. Toles closed the final 3:54 of the second half with four points and three assists.

The Seminoles answered with a surge of their own in the second half, using an early 10-0 run to re-take the lead. Florida State used a 12-4 run down the stretch, fueled by its free throw shooting, to come away with the win.

As a team, the Tigers were 25-of-66 from the field for 37.9 percent. Auburn shot 7-of-13 from the stripe and 4-of-10 from 3-point land. Florida State out-rebounded Auburn, 47-29.

**Game 3: Nov. 18, 2010**  
**Auburn 62, #6/6 Duke 75**  
**Auburn Arena**  
**Auburn, Ala.**

Official Basketball Box Score -- Game Totals -- Final Statistics

Duke vs Auburn

11-18-10 6 p.m. CT at Auburn, Ala. - Auburn Arena

VISITORS: Duke (3-0)

#	Player	fg-fga	3fg-fga	ft-fa	rebounds		pf	tp	a	to	blk	s	min
					of	de							
13	Christmas, Karima*	4-8	1-4	1-1	1	2	3	1	10	0	1	1	1 32
24	Scheer, Kathleen*	0-5	0-1	0-0	3	1	4	2	0	0	0	1	1 13
34	Thomas, Krystal*	5-6	0-0	1-2	4	3	7	3	11	0	3	0	2 26
04	Wells, Chloe*	2-6	1-3	0-0	0	0	1	5	1	2	0	3	22
05	Thomas, Jasmine*	7-13	1-4	1-2	0	2	2	3	16	5	3	1	3 35
03	Selby, Shay	1-1	0-0	0-0	0	2	2	2	2	2	2	0	0 12
12	Gray, Chelsea	3-6	1-3	6-6	0	2	2	0	13	1	3	0	3 14
15	Jackson, Richa	0-1	0-1	0-0	0	1	1	0	0	0	0	0	0 2
32	Liston, Tricia	2-4	0-2	0-0	0	0	0	0	4	0	0	0	0 4
33	Peters, Haley	5-9	0-0	0-0	2	4	6	5	10	1	2	0	1 20
43	Vernerey, Allison	1-1	0-0	2-2	2	1	3	2	4	0	1	2	1 20
TEAM					1	1							
Totals.....		30-60	4-18	11-13	12	19	31	19	75	10	17	5	15 200

HOME: Auburn (1-2)

#	Player	fg-fga	3fg-fga	ft-fa	rebounds									
					of	de	tot	pf	tp	a	to	blk	s	min
14	Alverson, Blanche*	3-10	2-8	1-2	0	7	7	1	9	2	2	0	1	33
21	Greenleaf, Jordan*	3-8	0-2	2-4	3	3	6	3	8	0	4	0	1	38
01	Toles, Morgan*	5-10	0-0	2-4	2	0	2	3	12	5	4	0	2	28
04	Simmons, Parrisha*	1-3	0-0	2-4	1	0	1	1	4	1	1	0	2	12
05	Smalley, Alli*	3-4	2-3	4-4	1	2	3	2	12	3	4	0	0	26
02	Jennings, Morgan	1-3	0-0	3-4	0	2	2	5	1	3	0	1	16	
11	Strain, Courtney	0-0	0-0	0-0	0	0	0	0	0	0	0	0	6	
20	West, Pascale	1-1	0-0	0-0	0	0	0	2	0	0	0	0	3	
23	Hilliard, Chantel	1-5	0-0	2-2	3	1	4	1	4	1	0	0	12	
25	Williams, Jassany	0-2	0-0	0-0	1	2	1	0	0	2	0	0	16	
32	Tanner, Tyrese	2-4	2-4	0-0	1	1	1	6	0	1	0	0	8	
34	Davis, Peyton	0-0	0-0	0-0	0	0	0	2	0	0	0	0	2	
	TEAM				2	1	3							
	Totals.....	20-50	6-17	16-24	13	18	31	17	62	13	21	0	8	200

**Game 4: Nov. 22, 2010**  
**Auburn 49, South Florida 67**  
**Sun Dome**  
**Tampa, Fla.**

Official Basketball Box Score -- Game Totals -- Final Statistics

Auburn vs South Florida

11-22-10 7 P.M. at USF Sun Dome, Tampa, Fla.

VISITORS: Auburn (1-3)

#	Player	fg-fga	3fg-fga	ft-fa	rebounds		pf	tp	a	to	blk	s	min
					of	de							
14	Alverson, Blanche*	3-11	2-8	0-0	1	1	2	3	8	0	1	0	29
21	Greenleaf, Jordan*	5-13	0-0	3-4	7	3	10	0	13	1	3	1	38
01	Toles, Morgan*	0-4	0-1	3-4	0	2	2	1	3	3	1	0	27
04	Simmons, Parrisha*	0-0	0-0	0-2	0	1	1	2	0	0	0	0	12
05	Smalley, Alli*	1-11	0-4	2-3	0	0	0	2	4	0	0	0	22
02	Jennings, Morgan	0-4	0-0	1-2	2	1	3	1	1	2	1	0	16
23	Hilliard, Chantel	7-9	0-0	2-2	4	3	7	1	16	0	0	0	23
25	Williams, Jassany	1-6	0-0	0-0	2	1	3	1	2	0	2	0	10
32	Tanner, Tyrese	1-3	0-0	0-0	1	2	3	4	2	3	1	1	0
34	Davis, Peyton	0-1	0-0	0-0	1	2	3	1	0	0	1	0	4
TEAM						4	1	5					
Totals.....		18-62	2-13	11-17	22	17	39	16	49	9	10	2	1 200

HOME: South Florida (3-2)

#	Player	fg-fga	3fg-fga	ft-fa	rebounds		pf	tp	a	to	blk	s	min
					of	de							
04	CONNER, Tiffany*	2-4	1-2	2-2	1	3	4	2	7	3	2	1	0 22
11	GRANT, Porche*	4-5	0-0	0-0	1	6	7	3	8	0	3	4	1 30
01	WYNNE, Jasmine*	1-2	0-0	2-3	1	4	5	3	4	3	2	1	1 30
03	SAUNDERS, Kanisha*	2-8	1-2	0-0	0	1	1	5	7	1	0	2	32
21	SMITH, Andrea*	12-22	8-13	1-2	2	3	5	2	33	2	1	0	0 38
02	DOOMES-STEPHENS, L.	0-1	0-1	0-0	1	0	1	2	0	0	0	0	12
12	SMITH, Andreell	0-2	0-1	0-1	0	2	2	1	0	4	0	0	15
22	FLOWERS, Aleshia	0-0	0-0	0-0	0	1	1	0	0	0	0	0	0+
30	EKSTROM, Salla	0-0	0-0	0-0	0	0	0	0	0	0	0	0	0+
32	MC DONALD, Akila	0-0	0-0	0-1	2	2	4	1	0	0	1	1	0 10
33	CARN, Daleisha	5-5	0-0	0-0	0	1	1	0	10	2	1	0	0 11
TEAM						1	3	4					
Totals.....		26-49	10-19	5-9	9	26	35	15	67	21	11	7	4 200

Officials: Dennis DeMayo, Luis Gonzalez, Amy Bonner

Technical fouls: Auburn-None. USF-None.

Attendance: 1106

Score by Periods	1st	2nd	Total
Auburn	24	25	49
South Florida	36	31	67

**TAMPA** - Playing on the road for the first time this season, the Auburn women's basketball team struggled from the field, shooting 29 percent, as South Florida pulled out the 67-49 win. Junior Chantel Hilliard scored 16 points off the bench to lead the Tigers in the loss.

South Florida scored 22 of the first 25 points of the game, taking a 22-3 lead with 12:01 to go in the first half. The Tigers were able to get back on their feet, out-scoring USF 21-14 during the rest of the period to cut the Bull lead to 12 at halftime, 36-24.

Auburn came out of the locker room on a mission, scoring the first eight points, four from Hilliard, to cut the lead to four in the first three minutes of the second half, forcing USF to call at timeout at the 17:23 mark. That would be as close as the Tigers would come, though, as the Bulls came out of the timeout scoring the next four points to put its lead back to eight.

Led by 10 second-half points each from Hilliard and senior Jordan Greenleaf, Auburn was able to keep the South Florida lead in single digits for most of the remainder of the half.

A Hilliard layup cut the lead to seven with 7:58 to play, but that is as close as Auburn would get in the final minutes as USF's Andrea Smith answered with a 3-pointer, one of her eight on the night, to build the lead back to 10 with 6:47 to go.

Smith's 3-pointer opened up a 16-5 USF run to finish the game, building the lead back to as much as 19 points as the Bulls cruised to the 67-49 win. Smith would go on to score a game-high 33 points.

**Game 5: Nov. 26, 2010**  
**Auburn 53, Sacred Heart 65**  
**St. Georges High School**  
**Freeport, Bahamas**  
**Junkanoo Jam**

Official Basketball Box Score -- Game Totals -- Final Statistics

Sacred Heart vs Auburn

11-26-10 1 p.m. at Freeport, Bahamas

VISITORS: Sacred Heart (2-2)

#	Player	fg-fga	3fg-fga	ft-fa	rebounds		pf	tp	a	to	blk	s	min
					of	de							
01	NORMAN, Ericka*	1-4	1-3	2-2	2	3	5	2	5	2	2	0	3 24
03	EVANS, Kiley*	4-8	0-0	5-9	3	3	6	2	13	0	7	1	1 33
15	MERRIMAN, Morgan*	2-3	0-0	1-1	1	1	2	4	5	1	4	1	0 32
20	TAYLOR, Callan*	5-10	3-6	0-0	6	6	5	13	2	5	0	2	24
35	APD, Aliso*	6-12	2-4	1-2	2	4	6	2	15	0	7	0	1 33
04	COSGROVE, Maggie	4-6	2-3	0-0	0	2	2	2	10	3	2	0	0 26
23	REILLY, Maureen	2-4	0-1	0-0	0	5	5	2	4	1	0	1	0 25
32	CAMPBELL, Alexis	0-0	0-0	0-0	0	1	0	0	0	0	0	0	3
TEAM						9	9						
Totals.....		24-47	8-17	9-14	8	34	42	19	65	9	27	3	7 200

HOME: Auburn (1-4)

#	Player	fg-fga	3fg-fga	ft-fa	rebounds		pf	tp	a	to	blk	s	min
					of	de							
01	Toles, Morgan*	4-7	0-0	0-0	3	1	4	2	8	0	2	0	0 22
05	Smalley, Alli*	5-13	2-5	0-0	1	4	5	1	12	1	2	0	2 28
14	Alverson, Blanche*	1-5	0-2	0-0	0	1	1	1	2	0	2	0	0 18
21	Greenleaf, Jordan*	1-7	0-0	2-4	6	1	7	2	4	4	3	1	1 32
23	Hilliard, Chantel*	2-5	0-0	1-2	1	2	3	0	5	1	2	0	0 19
02	Jennings, Morgan	1-5	0-0	2-2	1	1	2	1	4	0	2	0	1 15
04	Simmons, Parrisha	2-3	0-0	1-4	3	1	4	0	5	2	0	0	1 13
11	Strain, Courtney	0-6	0-3	3-6	0	0	0	1	3	0	1	0	1 15
20	West, Pascale	0-1	0-0	0-2	0	0	0	1	0	0	0	0	5
25	Williams, Jassany	0-3	0-0	0-0	0	2	2	2	0	0	0	0	9
32	Tanner, Tyrese	4-8	0-2	2-3	1	1	2	1	10	0	1	0	3 21
34	Davis, Peyton	0-1	0-0	0-0	0	0	0	0	0	0	0	0	3
TEAM						4	4						
Totals.....		20-64	2-12	11-23	16	18	34	12	53	8	15	1	9 200

Officials: Joanne Aldridge, Wesley Dean, Shelly Nakasone

Technical fouls: Sacred Heart-None. Auburn-None.

Attendance: 371

Score by Periods	1st	2nd	Total
Sacred Heart	38	27	65
Auburn	18	35	53

First Game of 2010 Junkanoo Jam

**FREEPORT, Bahamas** - The Auburn women's basketball team struggled from the field Nov. 26, shooting 31.3 percent as the Tigers fell to Sacred Heart, 65-53, in the first game of the 2010 Junkanoo Jam in Freeport, Bahamas.

Senior Alli Smalley led the Tigers in scoring with 12 points while freshman Tyrese Tanner came off the bench for 10 points and three steals. Jordan Greenleaf pulled down a team-high seven rebounds.

After playing only six minutes in the first half, Tanner came off the bench and played 15 of the 20 minutes in the second half, scoring all 10 of her points in the period. She was also big in the Auburn press, forcing three turnovers late in the game.

After taking a 38-18 lead at halftime, Sacred Heart came out on fire in the second half, extending its lead to 32 with 9:27 left thanks 23-11 run to open the half. Auburn responded by turning on its defense in the last nine minutes, forcing 12 turnovers while holding the Pioneers to only four points.

The run allowed Auburn to cut the Sacred Heart lead to 12, down from 32, by the end of the game, but it was cut short as the Tigers lost, 65-53.

For the game, Auburn forced 27 Pioneer turnovers, gathering nine steals, but the Tigers lost the rebounding battle, 42-34. Sacred Heart shot 51.1 percent for the game and 47.1 percent of its free throws.

**Game 6: Nov. 27, 2010**  
**Auburn 85, Seton Hall 51**  
**St. Georges High School**  
**Freeport, Bahamas**  
**Junkanoo Jam**

Official Basketball Box Score -- Game Totals -- Final Statistics

Auburn vs Seton Hall

11-27-10 1 p.m. at Freeport, Bahamas

VISITORS: Auburn (2-4)

#	Player	fg-fga	3fg-fga	ft-fa	rebounds		pf	tp	a	to	blk	s	min
					of	de							
05	Smalley, Alli*	6-10	3-4	0-0	0	0	0	15	4	2	0	1	19
11	Strain, Courtney*	2-6	1-3	2-2	0	1	1	7	0	3	0	1	20
14	Alverson, Blanche*	4-8	0-3	4-5	2	1	3	1	12	2	3	0	0 17
21	Greenleaf, Jordan*	1-2	0-0	0-0	1	1	2	1	2	1	1	0	0 21
32	Tanner, Tyrese*	1-7	0-2	0-3	2	3	5	3	2	1	4	0	2 20
01	Toles, Morgan	5-7	0-0	2-3	0	0	0	2	12	4	0	0	4 17
02	Jennings, Morgan	7-7	0-0	0-1	0	4	4	2	14	1	1	0	2 19
04	Simmons, Parrisha	1-4	0-0	2-5	2	3	5	1	4	1	0	0	1 21
20	West, Pascale	0-0	0-0	1-2	0	0	0	1	1	0	1	0	0 7
23	Hilliard, Chantel	2-4	0-0	0-0	0	1	1	1	4	0	0	0	1 9
25	Williams, Jassany	3-4	0-0	2-2	3	4	7	2	8	1	0	2	0 18
34	Davis, Peyton	2-5	0-0	0-1	2	1	3	3	4	1	1	0	0 12
TEAM						1	4	5					
Totals.....		34-64	4-12	13-24	13	23	36	18	85	16	17	2	12 200

HOME: Seton Hall (3-4)

#	Player	fg-fga	3fg-fga	ft-fa	of	de	tot	pf	tp	a	to	blk	s	min
11	SIMMONS, Ka-Deidre*	2-10	0-5	4-4	0	1	1	3	8	3	7	0	2	33
22	GREEN, Terry*	1-4	1-2	0-0	1	0	1	1	3	0	2	0	0	11
23	CREW, Jasmine*	1-8	1-2	0-0	0	7	7	2	3	2	7	0	2	30
25	WOOD, Whitney*	2-2	2-2	0-0	1	1	2	1	6	0	1	0	0	21
33	ASHMEADE, Tajay*	2-3	0-0	2-4	5	4	9	4	6	0	6	1	0	21
01	SWABY, Elaine	2-4	0-0	1-3	1	2	0	5	1	1	0	0	0	9
02	MORRIS, Brittany	1-6	1-4	1-2	1	0	1	4	4	1	1	0	1	13
13	MASEKO, Alexandra	2-5	0-0	4-4	2	1	3	2	8	0	2	0	0	24
15	JOHNSON, Jazzmine	2-4	2-3	0-0	2	0	2	2	6	0	1	0	0	16
21	BLACKMAN, Tiffani	1-1	0-0	0-1	0	0	0	0	2	0	0	0	0	6
34	HENRY, Nicosia	0-4	0-0	0-0	2	1	3	3	0	0	3	0	1	16
TEAM					1		6	7						
Totals.....		16-51	7-18	12-16	22	38	22	51	7	31	1	6	200	

**Game 7: Dec. 2, 2010**  
**Auburn 75, South Alabama 70**  
**Auburn Arena**  
**Auburn, Ala.**

Official Basketball Box Score -- Game Totals -- Final Statistics

South Alabama vs Auburn

12-02-10 6 p.m. at Auburn, Ala. -- Auburn Arena

VISITORS: South Alabama (3-4)

#	Player	fg-fga	3fg-fga	ft-fa	rebounds		pf	tp	a	to	blk	s	min
					of	de							
21	Shelter, Christian*	4-8	1-2	2-2	0	2	2	5	11	0	1	0	20
24	Ammons, Taylor*	8-16	0-0	1-2	2	6	8	1	17	0	0	1	33
01	Peterson, Sarda*	4-5	2-2	0-1	0	1	1	2	10	4	2	0	27
10	Banks, Siedah*	3-6	0-1	3-4	0	3	3	1	9	4	3	0	32
15	Rutledge, Brittney*	3-6	3-5	0-0	0	3	3	4	9	3	3	0	19
03	Walker, Lauren	0-0	0-0	0-0	0	0	0	0	0	0	0	0	6
04	Simmons, Vanessa	0-1	0-0	0-0	0	0	0	1	0	0	2	0	8
05	Robertson, Ronneka	1-3	0-0	0-0	0	1	1	2	0	1	0	0	7
23	Nixon, Mary	2-4	0-0	1-2	6	2	8	3	5	1	4	0	21
25	Cherizol, Veronica	0-1	0-0	0-0	0	4	4	1	0	1	1	1	0
33	El, Mansa	2-3	1-2	2-2	0	0	0	1	7	1	0	0	8
TEAM						1	5	6					
Totals.....		27-53	7-12	9-13	9	27	36	20	70	14	17	2	0 200

HOME: Auburn (3-4)

#	Player	fg-fga	3fg-fga	ft-fa	rebounds		pf	tp	a	to	blk	s	min
					of	de							
14	Alverson, Blanche*	3-4	1-2	0-0	0	2	2	7	3	2	1	0	21
21	Greenleaf, Jordan*	4-10	0-1	3-4	4	5	9	2	11	3	2	2	32
32	Tanner, Tyrese*	2-3	0-1	1-2	1	3	4	3	5	0	1	2	15
02	Jennings, Morgan*	2-6	0-0	0-2	0	2	2	3	4	1	0	1	27
05	Smalley, Alli*	5-15	1-3	4-4	0	1	1	2	15	1	1	0	26
01	Toles, Morgan	4-7	0-0	2-2	0	0	0	10	5	0	0	0	27
04	Simmons, Parrisha	0-4	0-0	5-6	4	2	6	2	5	0	2	0	16
11	Strain, Courtney	0-2	0-0	0-0	0	0	0	1	0	0	1	0	12
23	Hilliard, Chantel	2-4	0-0	1-2	1	0	1	3	5	0	0	0	11
25	Williams, Jassany	5-7	0-0	3-6	2	2	4	1	13	0	0	0	23
TEAM						2	2	4					
Totals.....		27-62	2-7	19-28	14	19	33	19	75	13	9	6	9 200

Officials: Joe Cunningham (R), Eddie Novak (U1), Troy Winders (U2)

Technical fouls: South Alabama-None. Auburn-None.

Attendance: 2006

Score by Periods	1st	2nd	Total
South Alabama	31	39	70
Auburn	42	33	75

AUBURN - Senior Alli Smalley scored a team-high 15 points, followed by a career-high 13 from freshman Jassany Williams as the Auburn women's basketball team pulled out the 75-70 win over in-state rival South Alabama. The win was the 24th win in a row for the Tigers over the Jaguars.

Auburn led by 11 at the half, but saw the lead slip away with South Alabama taking the lead with 14:03 left in the game. The Tigers bounced back, building its lead back to 10 before taking the five-point win.

Auburn used a 10-player rotation with everyone that played accounting for at least 11 minutes of action. Only senior Jordan Greenleaf, who played 32 minutes, topped the 30-minute mark. With the rotation, Auburn was able to get use out of its bench, out-scoring the South Alabama bench, 33-14.

The Tigers again used their defense to pull out the win, using nine steals to force 17 South Alabama turnovers, scoring 17 points off the turnovers. The Tigers also blocked six shots.

Senior Jordan Greenleaf led Auburn on the blocks, pulling down a game-high nine rebounds with her 11 points. She also tallied two blocks and a team-high three steals.

South Alabama was led by Taylor Ammons with 17 points and eight rebounds. Christian Shelter added 11 for the Jaguars while Sarda Banks chipped in 10 with four assists.

**Game 8: Dec. 4, 2010**  
**Auburn 61, Temple 61**  
**Auburn Arena**  
**Auburn, Ala.**

Official Basketball Box Score -- Game Totals -- Final Statistics

Temple vs Auburn

12-04-10 1 p.m. at Auburn, Ala. -- Auburn Arena

VISITORS: Temple (4-4)

#	Player	fg-fga	3fg-fga	ft-fa	rebounds		pf	tp	a	to	blk	s	min
					of	de							
05	MCCARTHY, Kristen*	5-17	2-5	3-4	3	2	5	3	15	2	2	1	2 37
30	BENNETT, Marli*	2-4	0-2	0-0	1	5	6	2	4	0	0	1	0 29
32	THAMES, Natasha*	1-5	0-0	1-2	2	3	5	4	3	1	0	0	0 25
11	PEDDY, Shey*	7-12	3-4	0-0	3	6	9	4	17	4	3	0	3 36
13	WALLACE, Qwedda*	5-11	1-5	4-6	3	2	5	4	15	0	5	0	1 27
01	LEWIS, Brittany	1-3	1-2	0-0	0	2	2	1	3	2	0	0	0 16
03	WILLIAMS, BJ	0-3	0-2	0-0	0	0	0	1	0	2	2	0	0 14
04	BELL, Satoria	2-3	1-1	0-0	0	2	2	0	5	0	1	0	0 6
25	MACAULAY, Victoria	0-1	0-0	0-0	0	1	1	3	0	0	1	2	0 10
TEAM						4	4						
Totals.....		23-59	8-21	8-12	12	27	39	22	62	11	14	4	6 200

HOME: Auburn (3-5)

#	Player	fg-fga	3fg-fga	ft-fa	rebounds		pf	tp	a	to	blk	s	min
					of	de							
21	Greenleaf, Jordan*	3-10	0-0	3-5	6	6	12	2	9	4	1	2	0 38
44	Alverson, Blanche*	3-8	3-7	1-2	2	3	5	1	10	3	1	0	0 32
02	Jennings, Morgan*	4-7	0-0	0-1	3	2	5	1	8	1	2	1	0 27
05	Smalley, Alli*	7-17	3-7	5-9	0	3	3	3	22	0	1	0	3 33
32	Tanner, Tyrese*	0-1	0-0	0-0	1	1	2	1	0	0	1	0	0 8
01	Toles, Morgan	0-6	0-0	0-0	1	3	4	2	0	4	2	0	1 23
04	Simmons, Parrisha	0-1	0-0	2-2	2	0	2	1	2	1	2	0	0 9
11	Strain, Courtney	0-2	0-0	0-0	0	0	0	0	0	0	0	0	0 2
23	Hilliard, Chantel	3-5	0-0	4-4	1	3	4	3	10	0	3	0	0 23
25	Williams, Jassany	0-2	0-0	0-0	0	0	0	1	0	0	1	0	1 5
TEAM						1	4	5					
Totals.....		20-59	6-14	15-23	17	25	42	15	61	13	15	3	5 200

Officials: Lisa Mattingly (R), Tina Napier (U1), Amy Bonner (U2)

Technical fouls: Temple-None. Auburn-None.

Attendance: 3206

Score by Periods	1st	2nd	Total
Temple	33	29	62
Auburn	33	28	61

AUBURN - Temple's Brittany Lewis hit her only shot of the game, a 3-pointer from the right side with 1:22 left in the game, giving the Owls a lead it would not give up as Temple pulled out the 62-61 win against Auburn on Dec. 4. Senior Alli Smalley passed the 20-point mark for the first time this season, leading the Tigers with 22 points in the loss.

Auburn trailed during most of the first half, but came back to tie the game at 33 going into halftime. Back-to-back 3-pointers from Smalley and sophomore Blanche Alverson in the final three minutes tied the game up going into the locker room.

One of the bright spots of the game for Auburn was a Smalley 3-pointer with 8:37 left in the game. Not only did the trey give the Tigers a six-point lead, but was also 185th of Smalley's career, giving her the Auburn record for career 3-pointers.

Auburn eventually led by as many as seven points after a Hilliard layup with 6:27 to go, giving the Tigers a 54-47 lead. But Temple used its outside shooting, hitting four 3-pointers in the final five minutes, to out-score Auburn 15-7 down the stretch for the win.

Three Tigers scored in double figures, led by Smalley's 22 points. Alverson and Hilliard scored 10 points each while senior Jordan Greenleaf scored nine points along with her game-high 12 rebounds.

Temple was led by Shey Paddy, who was 3-of-4 from beyond the arc, with 17 points and nine rebounds. Kristen McCarthy and Qwedda Wallace each added 15 for the Owls.

**Game 9: Dec. 15, 2010**  
**Auburn 52, George Washington 45**  
**Charles E. Smith Center**  
**Washington, D.C.**

Official Basketball Box Score -- Game Totals -- Final Statistics

Auburn vs George Washington

12-15-10 7 p.m. at Washington, D.C. - Smith Center

VISITORS: Auburn (4-5)

#	Player	fg-fga	3fg-fga	ft-fa	rebounds		pf	tp	a	to	blk	s	min
					of	de							
14	Alverson, Blanche*	6-15	2-6	2-2	2	2	4	1	16	0	3	0	2 35
21	Greenleaf, Jordan*	1-8	0-0	1-2	5	6	11	1	3	0	0	4	1 34
01	Toles, Morgan*	1-8	0-0	1-2	2	2	4	2	3	7	2	0	2 24
04	Simmons, Parrisha*	1-1	0-0	0-0	3	2	5	1	2	0	1	0	0 13
05	Smalley, Alli*	5-15	4-7	0-1	2	1	3	0	14	1	0	0	0 34
02	Jennings, Morgan	1-3	0-0	1-3	3	2	5	1	3	6	0	0	3 19
23	Hilliard, Chantel	2-5	0-0	1-2	1	1	2	3	5	0	1	1	0 12
25	Williams, Jassany	2-6	0-0	1-2	2	2	4	0	5	0	2	1	1 12
32	Tanner, Tyrese	0-2	0-0	0-0	3	2	5	0	0	0	2	1	0 14
34	Davis, Peyton	0-1	0-0	1-2	1	0	1	1	1	0	0	0	0 3
TEAM						3	2	5					
Totals.....		19-64	6-13	8-16	27	22	49	10	52	14	11	7	9 200

HOME: George Washington (5-5)

#	Player	rebounds												
		fg-fga	3fg-fga	ft-fa	of	de	tot	pf	tp	a	to	blk	s	min
11	WILSON, Brooke*	2-7	1-2	0-0	3	4	7	2	5	0	1	1	1	27
31	BOOKER, Tara*	3-10	2-6	0-0	2	6	8	3	8	0	1	0	1	30
34	ABIONA, Ivy*	3-7	0-0	0-0	4	1	5	2	6	0	0	3	1	28
05	MYERS, Tiana*	4-8	0-2	4-4	0	3	3	2	12	3	4	0	0	21
12	JACKSON, Danni*	1-9	0-0	0-0	0	2	2	1	2	4	5	1	2	34
03	ALDRIDGE, Kristin	2-6	0-0	0-0	0	1	1	3	4	1	2	0	0	20
13	DAVIS, Janine	0-1	0-1	0-0	0	0	0	0	0	0	0	0	0	6
14	PAINTER, Chelisa	0-0	0-0	0-0	0	0	0	0	0	0	1	0	0	5
44	MOSTAFA, Sara	1-2	0-0	2-2	2	2	4	0	4	3	1	1	1	19
50	ALLUMS, Kye	2-4	0-2	0-0	0	1	1	4	4	0	0	0	0	10
TEAM						3	2	5	1					
Totals.....		18-54	3-13	6-6	14	22	36	17	45	12	15	6	6	200

## Season Statistics

RECORD:	OVERALL	HOME	AWAY	NEUTRAL
ALL GAMES	4-5	2-3	1-1	1-1
CONFERENCE	0-0	0-0	0-0	0-0
NON-CONFERENCE	4-5	2-3	1-1	1-1

#	Player	gp-gs	min	avg	Total		3-Point		F-Throw		Rebounds				pf	dq	a	to	blk	stl	pts	avg
					fg-fga	fg%	3fg-fga	3fg%	ft-fa	ft%	off	def	tot	avg								
05	Smalley, Alli	9-9	247	27.4	40-115	.348	17-44	.386	19-27	.704	5	16	21	2.3	14	0	14	18	2	11	116	12.9
14	Alverson, Blanche	9-9	241	26.8	33-83	.398	15-48	.313	10-13	.769	10	19	29	3.2	14	0	13	16	1	5	91	10.1
21	Greenleaf, Jordan	9-9	302	33.6	29-80	.363	1-5	.200	22-33	.667	41	37	78	8.7	17	0	15	19	13	13	81	9.0
01	Toles, Morgan	9-6	229	25.4	27-68	.397	0-1	.000	11-19	.579	10	15	25	2.8	14	0	41	16	0	12	65	7.2
23	Hilliard, Chantel	9-1	128	14.2	21-40	.525	0-0	.000	11-14	.786	11	14	25	2.8	13	0	2	7	2	3	53	5.9
02	Jennings, Morgan	9-2	152	16.9	18-38	.474	0-0	.000	9-17	.529	11	16	27	3.0	12	0	15	11	2	12	45	5.0
25	Williams, Jassany	9-0	137	15.2	17-49	.347	0-0	.000	8-14	.571	16	15	31	3.4	16	1	1	11	7	7	42	4.7
32	Tanner, Tyrese	9-3	117	13.0	11-37	.297	3-13	.231	4-10	.400	12	14	26	2.9	14	0	6	12	5	7	29	3.2
04	Simmons, Parrisha	9-5	128	14.2	6-19	.316	0-0	.000	13-29	.448	19	11	30	3.3	10	0	8	6	0	7	25	2.8
11	Strain, Courtney	7-1	66	9.4	4-20	.200	2-7	.286	5-8	.625	1	3	4	0.6	4	0	0	7	0	3	15	2.1
20	West, Pascale	5-0	25	5.0	3-5	.600	0-0	.000	1-4	.250	0	1	1	0.2	6	0	0	1	0	0	7	1.4
34	Davis, Peyton	7-0	28	4.0	2-9	.222	0-0	.000	4-7	.571	4	3	7	1.0	9	0	1	2	1	0	8	1.1
Team											17	24	41					2				
Total.....		9	1800		211-563	.375	38-118	.322	117-195	.600	157	188	345	38.3	143	1	116	128	33	80	577	64.1
Opponents.....		9	1800		207-488	.424	61-156	.391	88-124	.710	112	233	345	38.3	169	-	105	180	32	54	563	62.6

TEAM STATISTICS	AU	OPP	Date	Opponent	Score	Att.
SCORING	577	563	11-12-10	MERCER	w 79-61	2459
Points per game	64.1	62.6	11-15-10	FLORIDA STATE	L 61-67	2176
Scoring margin	+1.6	-	11-18-10	DUKE	L 62-75	3188
FIELD GOALS-ATT	211-563	207-488	11-22-10	at USF	L 49-67	1106
Field goal pct	.375	.424	# 11-26-10	vs Sacred Heart	L 53-65	371
3 POINT FG-ATT	38-118	61-156	# 11-27-10	vs Seton Hall	w 85-51	247
3-point FG pct	.322	.391	12-02-10	SOUTH ALABAMA	w 75-70	2006
3-pt FG made per game	4.2	6.8	12-04-10	TEMPLE	L 61-62	3206
FREE THROWS-ATT	117-195	88-124	12-15-10	at George Washington	w 52-45	320
Free throw pct	.600	.710				
F-Throws made per game	13.0	9.8				
REBOUNDS	345	345				
Rebounds per game	38.3	38.3				
Rebounding margin	+0.0	-				
ASSISTS	116	105				
Assists per game	12.9	11.7				
TURNOVERS	128	180				
Turnovers per game	14.2	20.0				
Turnover margin	+5.8	-				
Assist/turnover ratio	0.9	0.6				
STEALS	80	54				
Steals per game	8.9	6.0				
BLOCKS	33	32				
Blocks per game	3.7	3.6				
ATTENDANCE	13035	2044				
Home games-Avg/Game	5-2607	2-713				
Neutral site-Avg/Game	-	2-309				

\* = Southeastern Conference game  
 # - Junkanoo Jam (Freeport, Bahamas)

Score by Periods	1st	2nd	Totals
Auburn	283	294	577
Opponents	263	300	563