



# CRIMSON TIDE

BASKETBALL

10 NCAA TOURNAMENT APPEARANCES » 6 NCAA SWEET 16s » 1 NCAA FINAL FOUR » 6 ALL-AMERICANS



## GAME 17



### ALABAMA VS AUBURN

JANUARY 12, 2020 / 2 P.M. CT / AUBURN, ALA.

AUBURN ARENA (9,121)

**TV: SEC NETWORK+**

(Play-By-Play: Brad Law, Analyst: Joe Ciampi)

**RADIO: 100.1 FM/1230 AM**

(Play-By-Play: Roger Hoover, Analyst: Gray Robertson)

#### CRIMSON TIDE

2019-20 Record: ..... 10-6  
 2019-20 SEC Record: ..... 0-3  
 Leading Scorer: ..... Lewis (13.3)  
 Leading Rebounder: ..... Walker (6.8)  
 Leader in Assists: ..... Lewis (3.5)  
 Leader in Steals: ..... Johnson (1.6)  
 Leader in Blocks: ..... Knight (1.8)  
 Head Coach: ..... Kristy Curry  
 Record at UA (Years): ..... 108-102 (7)  
 Career Record (Years): ..... 417-251 (21)

#### TIGERS

2019-20 Record: ..... 6-8  
 2019-20 SEC Record: ..... 0-3  
 Leading Scorer: ..... Thompson (17.0)  
 Leading Rebounder: ..... Thompson (11.9)  
 Leader in Assists: ..... Alexander (2.1)  
 Leader in Steals: ..... Alexander (2.3)  
 Leader in Blocks: ..... Howard (0.6)  
 Head Coach: ..... Terri Williams-Flournoy  
 Record at AUB (Years): ..... 130-109 (8)  
 Career Record (Years): ..... 273-213 (16)

#### INSIDE THE SERIES

**Overall:** 91st Meeting (Auburn leads 53-37)

**In Tuscaloosa:** 24-17 | **In Auburn:** 9-31 | **At Neutral Sites:** 4-5

**Current Streak:** Auburn, W3

**Last Meeting:** March 7, 2019 (Auburn, 53-52)

**Series Notes:** The matchup on Sunday is the 91st between the two rivals. Last season, Auburn won all three games against the Crimson Tide including dominating UA in Auburn Arena, 77-38 on Feb. 17, 2019. In their last meeting, Alabama narrowly fell to the Tigers 53-52 in the second round of the SEC Tournament on March 7, 2019 in Greenville, S.C. The last win for the Tide in Auburn Arena came on Feb. 20, 2017 after UA came away with the 63-61 overtime victory.

## 2019-20 SCHEDULE

Opponent	TV	Time (CT)/Result
<b>OCTOBER</b>		
27 AUBURN-MONTGOMERY <sup>1</sup>	None	W, 105-16
<b>NOVEMBER (5-2)</b>		
6 HAMPTON	SEC Network+	L, 64-67
12 at Clemson	ACC Network Extra	W, 67-54
17 MERCER	SEC Network+	W, 111-56
21 at South Alabama	ESPN+	W, 74-62
24 at Tulane	Tulane All-Access	W, 66-56
29 vs. RV/RV Northern Iowa <sup>2</sup>	Vimeo Live Stream	W, 87-77
30 vs. Southern California <sup>2</sup>	Vimeo Live Stream	L, 57-60
<b>DECEMBER (5-1)</b>		
5 RV/RV IOWA STATE <sup>3</sup>	SEC Network	L, 66-75
8 COLGATE	SEC Network+	W, 72-52
15 RV/RV NORTH CAROLINA	SEC Network+	W, 83-77
17 BETHUNE-COOKMAN	SEC Network+	W, 60-49
20 RADFORD	SEC Network+	W, 85-51
29 SOUTHEASTERN LOUISIANA	SEC Network+	W, 87-50
<b>JANUARY (0-3)</b>		
2 at RV/RV LSU *	SEC Network+	L, 60-71
5 No. 4/5 SOUTH CAROLINA *	SEC Network	L, 78-93
9 No. 14/14 KENTUCKY *	SEC Network+	L, 71-81
12 at Auburn *	SEC Network+	2 p.m.
20 at No. 23/24 Tennessee *	SEC Network	6 p.m.
23 No. 10/12 TEXAS A&M *	SEC Network+	7 p.m.
26 VANDERBILT *	SEC Network+	2 p.m.
30 No. 21/20 ARKANSAS *	SEC Network+	7 p.m.
<b>FEBRUARY</b>		
2 at Ole Miss *	SEC Network+	2 p.m.
6 at No. 14/13 Kentucky *	SEC Network+	6 p.m.
9 AUBURN *	SEC Network	2 p.m.
16 at Georgia *	SEC Network	12 p.m.
20 FLORIDA *	SEC Network+	7 p.m.
23 at No. 13/14 Mississippi State *	ESPN2/SEC Network	1 p.m.
27 at No. 10/12 Texas A&M *	SEC Network	6 p.m.
<b>MARCH</b>		
1 MISSOURI *	SEC Network+	12:40 p.m.
4-8 SEC Tournament <sup>4</sup>	SECN/ESPNU/2	TBA

1 Exhibition Game  
 2 South Point Thanksgiving Shootout (Las Vegas, Nev.)  
 3 Big 12/SEC Challenge (Tuscaloosa, Ala.)  
 4 SEC Tournament (Greenville, S.C.)  
 \* Southeastern Conference game  
**BOLD** indicates home game  
 Rankings listed are AP/Coaches

#### SOCIAL MEDIA:



Follow us on Twitter and Instagram @AlabamaWBB










Like us on Facebook at AlabamaWB

Follow **ALABAMA WOMEN'S BASKETBALL** on the social media sites listed for up-to-date news, exclusive content and more.

# UNIVERSITY OF ALABAMA / CRIMSON TIDE / BASKETBALL

2019-20: OVERALL • 10-6 / SEC • 0-3 / LAST 10 • 5-5 / STREAK • L3 / HOME • 6-4 / AWAY • 3-1 / NEUTRAL • 1-1

<b>0</b>		<b>AHRIAHNA GRIZZLE</b>	<b>LAST GAME:</b> DNP				<b>CAREER HIGHS</b>	
		<b>G • 5-9 • Fr. • Toronto, Canada</b>	<b>NOTE:</b> Scored her first career points vs. SELA (12/29) ... played on the U-15 Canadian National Championship team in 2014 ... Only the third Canadian to play for UA.				<b>Pts:</b> 4 vs. SE Louisiana (12/29/19)	
		PPG    RPG    APG    SPG    BPG    MPG					<b>Rebs:</b> 1 vs. Mercer (11/17/19)	
<b>1</b>		<b>MEGAN ABRAMS</b>	<b>LAST GAME:</b> 9 points, 2 rebounds, 1 assist				<b>CAREER HIGHS</b>	
		<b>G • 5-9 • So. • Lafayette, La.</b>	<b>NOTE:</b> 2nd on the team with 2.0 assist per game ... 1st on the team in free throw percentage 80.4% (37-of-46) ... Started 18 games last season.				<b>Pts:</b> 21 vs. UNC (12/15/19)	
		PPG    RPG    APG    SPG    BPG    MPG					<b>Rebs:</b> 5, three times	
<b>2</b>		<b>AMBER RICHARDSON</b>	<b>LAST GAME:</b> 2 points				<b>CAREER HIGHS (AT UA)</b>	
		<b>G • 6-0 • R-Sr. • Garner, N.C.</b>	<b>NOTE:</b> Started every game this season ... redshirted the 2018-19 season ... 2x SEC Academic Honor Roll ... played in 18 games for the Tide in 2017-18.				<b>Pts:</b> 8 vs. SMU (12/17/17)	
		PPG    RPG    APG    SPG    BPG    MPG					<b>Rebs:</b> 4 vs. Murray St. (12/20/17)	
<b>3</b>		<b>JORDAN LEWIS</b>	<b>LAST GAME:</b> 11 points, 7 assists, 4 rebounds				<b>CAREER HIGHS</b>	
		<b>G • 5-7 • R-Jr. • Windermere, Fla.</b>	<b>NOTE:</b> Team leader in points & assists per game ... No. 2 SEC active career leader in ast, No. 6 in stls ... No. 9 all-time in assists at UA ... South Point Shootout All-Tournament Team.				<b>Pts:</b> 25 vs. Virginia (12/20/18)	
		PPG    RPG    APG    SPG    BPG    MPG					<b>Rebs:</b> 9 at Lipscomb (12/7/17)	
<b>4</b>		<b>CIERRA JOHNSON</b>	<b>LAST GAME:</b> 8 points, 3 rebounds, 1 assist, 1 steal				<b>CAREER HIGHS</b>	
		<b>G • 5-10 • Sr. • Mobile, Ala.</b>	<b>NOTE:</b> Leads the team in steals with 25 ... 1st UA player to score 450+ points in a season (2018-19) since 2010-11 ... 2019 Preseason 2nd Team All-SEC (Coaches).				<b>Pts:</b> 27, twice	
		PPG    RPG    APG    SPG    BPG    MPG					<b>Rebs:</b> 14 vs. Ole Miss (2/28/19)	
<b>5</b>		<b>HANNAH BARBER</b>	<b>LAST GAME:</b> Played 1 minute				<b>CAREER HIGHS</b>	
		<b>G • 5-6 • So. • Homewood, Ala.</b>	<b>NOTE:</b> Had a career-high 12 points vs. Mercer (11/17) ... Played in 30 games last year ... 2019 SEC First-Year Academic Honor Roll.				<b>Pts:</b> 12 vs. Mercer (11/17/19)	
		PPG    RPG    APG    SPG    BPG    MPG					<b>Rebs:</b> 4, twice	
<b>11</b>		<b>DESTINY RICE</b>	<b>LAST GAME:</b> DNP				<b>CAREER HIGHS</b>	
		<b>G • 5-8 • Fr. • Shreveport, La.</b>	<b>NOTE:</b> Scored her first career point vs. Mercer (11/17) ... 4-star recruit and No. 78 overall in 2019 ESPNW 100 ... tore her meniscus in the state championship her senior year.				<b>Pts:</b> 4 vs. SE Louisiana (12/29/19)	
		PPG    RPG    APG    SPG    BPG    MPG					<b>Rebs:</b> 1, three times	
<b>12</b>		<b>ALLIE CRAIG CRUCE</b>	<b>LAST GAME:</b> Played 1 minute				<b>CAREER HIGHS</b>	
		<b>F • 6-1 • So. • Killen, Ala.</b>	<b>NOTE:</b> Played in her first game this season vs. Mercer (11/17) ... Played in all 31 games a season ago ... 2019 SEC First-Year Academic Honor Roll.				<b>Pts:</b> 12 vs. SE Louisiana (11/7/18)	
		PPG    RPG    APG    SPG    BPG    MPG					<b>Rebs:</b> 6 vs. SE Louisiana (11/7/18)	
<b>22</b>		<b>ARIYAH COPELAND</b>	<b>LAST GAME:</b> 15 points, 3 rebounds, 1 assist, 1 steal				<b>CAREER HIGHS</b>	
		<b>F • 6-3 • Jr. • Columbus, Ga.</b>	<b>NOTE:</b> Returned on 12/29 after missing two games (ankle) ... 2nd on the team with 5.3 rebounds per game and FG% with 56.0 (min. 20 att) ... has six career double-doubles.				<b>Pts:</b> 26 vs. Northwestern St. (12/16/18)	
		PPG    RPG    APG    SPG    BPG    MPG					<b>Rebs:</b> 15 vs. AAMU (11/10/17)	
<b>23</b>		<b>BRITTANY DAVIS</b>	<b>LAST GAME:</b> 3 points, 1 rebound				<b>CAREER HIGHS</b>	
		<b>G • 5-9 • So. • Manchester, Ga.</b>	<b>NOTE:</b> 3rd on the team in 3-point makes ... SEC Player of the Week (12/17) ... College Sports Madness National POW (12/16) ... NCAA Starting Five (12/18)				<b>Pts:</b> 23 vs. UNC (12/15/19)	
		PPG    RPG    APG    SPG    BPG    MPG					<b>Rebs:</b> 5 vs. UNC (12/15/19)	
<b>24</b>		<b>DE'SHA BENJAMIN</b>	<b>LAST GAME:</b> 4 points, 4 rebounds, 1 assist				<b>CAREER HIGHS</b>	
		<b>G • 6-0 • So. • Augusta, Ga.</b>	<b>NOTE:</b> Shooting 48.4% (45-of-93) from the floor ... has two double-doubles this season ... Was out for the season last year with a broken foot suffered on Feb. 24.				<b>Pts:</b> 16, twice, last vs. Mercer (11/17/19)	
		PPG    RPG    APG    SPG    BPG    MPG					<b>Rebs:</b> 11 vs. BCU (12/17/19)	
<b>25</b>		<b>ASHLEY KNIGHT</b>	<b>LAST GAME:</b> 4 points, 4 rebounds, 2 blocks, 1 steal				<b>CAREER HIGHS</b>	
		<b>F • 6-5 • Sr. • Austin, Texas</b>	<b>NOTE:</b> All-time career blocks leader at Alabama (198) ... currently holds the highest FG% in UA history (56.4) ... Alabama single-season record holder in blocks in 16-17 (90).				<b>Pts:</b> 19 vs. AAMU (11/27/16)	
		PPG    RPG    APG    SPG    BPG    MPG					<b>Rebs:</b> 13 vs. AAMU (11/27/16)	
<b>40</b>		<b>JASMINE WALKER</b>	<b>LAST GAME:</b> 15 points, 8 rebounds, 1 steal				<b>CAREER HIGHS (AT UA)</b>	
		<b>F • 6-3 • Jr. • Montgomery, Ala.</b>	<b>NOTE:</b> 2nd on team in ppg with 10.8 ... 1st in rebounds per game, 6.8 ... 1st with the most 3-point makes & percentage on the team, 30-of-75 ... has eight career double-doubles.				<b>Pts:</b> 24 vs. Grambling (11/23/18)	
		PPG    RPG    APG    SPG    BPG    MPG					<b>Rebs:</b> 15 vs. Kentucky (2/11/19)	
<b>42</b>		<b>SHELBY GIBSON</b>	<b>LAST GAME:</b> DNP (Foot)				<b>CAREER HIGHS (AT UA)</b>	
		<b>C • 6-3 • R-Jr. • Murfreesboro, Tenn.</b>	<b>NOTE:</b> Out indefinitely with a broken right foot ... sat out last year due to NCAA transfer rules ... played for Ole Miss her freshman & sophomore year.				<b>Pts:</b> 6 vs. Mercer (11/17/19)	
		PPG    RPG    APG    SPG    BPG    MPG					<b>Rebs:</b> 5 vs. Mercer (11/17/19)	

2019-20 NUMERICAL ROSTER AND PRONUNCIATION GUIDE

No.	Name	Pronunciation	Pos.	Ht.	Year	Exp.	Hometown (Previous School)
0	Ahriahna Grizzle	Ah-ree-ah-na	G	5-9	Fr.	HS	Toronto, Ontario, Canada (Bill Crothers Secondary School)
1	Megan Abrams		G	5-9	So.	1L	Lafayette, La. (Lafayette Christian Academy)
2	Amber Richardson		G	6-0	R-Sr.	RS/1L	Garner, N.C. (Southeast Raleigh/NC State)
3	Jordan Lewis		G	5-7	R-Jr.	3L	Windermere, Fla. (Lake Highland Prep)
4	Cierra Johnson		G	5-10	Sr.	1L	Mobile, Ala. (Shelton State CC)
5	Hannah Barber		G	5-6	So.	1L	Homewood, Ala. (Homewood)
11	Destiny Rice		G	5-8	Fr.	HS	Shreveport, La. (North Caddo Magnet)
12	Allie Craig Cruce	Kroo-se	F	6-1	So.	1L	Killen, Ala. (Lauderdale County)
22	Ariyah Copeland	uh-RYE-uh	F	6-3	Jr.	2L	Columbus, Ga. (Columbus)
23	Brittany Davis		G	5-9	So.	TR	Manchester, Ga. (Gulf Coast State Coll.)
24	De'Sha Benjamin	Day-shuh	G	6-0	So.	1L	Augusta, Ga. (Lucy C. Laney)
25	Ashley Knight		F	6-5	Sr.	3L	Austin, Texas (Lyndon B. Johnson)
40	Jasmine Walker		F	6-3	Jr.	2L	Montgomery, Ala. (Jefferson Davis/Florida State)
42	Shelby Gibson		C	6-3	R-Jr.	RS/TR	Murfreesboro, Tenn. (Oakland/Ole Miss)

2019-20 ALPHABETICAL ROSTER AND PRONUNCIATION GUIDE

No.	Name	Pronunciation	Pos.	Ht.	Year	Exp.	Hometown (Previous School)
1	Megan Abrams		G	5-9	So.	1L	Lafayette, La. (Lafayette Christian Academy)
5	Hannah Barber		G	5-6	So.	1L	Homewood, Ala. (Homewood)
24	De'Sha Benjamin	Day-shuh	G	6-0	So.	1L	Augusta, Ga. (Lucy C. Laney)
22	Ariyah Copeland	uh-RYE-uh	F	6-3	Jr.	2L	Columbus, Ga. (Columbus)
12	Allie Craig Cruce	Kroo-se	F	6-1	So.	1L	Killen, Ala. (Lauderdale County)
23	Brittany Davis		G	5-9	So.	TR	Manchester, Ga. (Gulf Coast State Coll.)
42	Shelby Gibson		C	6-3	R-Jr.	RS/TR	Murfreesboro, Tenn. (Oakland/Ole Miss)
0	Ahriahna Grizzle	Ah-ree-ah-na	G	5-9	Fr.	HS	Toronto, Ontario, Canada (Bill Crothers Secondary School)
4	Cierra Johnson		G	5-10	Sr.	1L	Mobile, Ala. (Shelton State CC)
25	Ashley Knight		F	6-5	Sr.	3L	Austin, Texas (Lyndon B. Johnson)
3	Jordan Lewis		G	5-7	R-Jr.	3L	Windermere, Fla. (Lake Highland Prep)
11	Destiny Rice		G	5-8	Fr.	HS	Shreveport, La. (North Caddo Magnet)
2	Amber Richardson		G	6-0	R-Sr.	RS/1L	Garner, N.C. (Southeast Raleigh/NC State)
40	Jasmine Walker		F	6-3	Jr.	2L	Montgomery, Ala. (Jefferson Davis/Florida State)

INSIDE THE ROSTER

Returning Letterwinners (10)

Megan Abrams  
Hannah Barber  
De'Sha Benjamin  
Ariyah Copeland  
Allie Craig Cruce  
Cierra Johnson  
Ashley Knight  
Jordan Lewis \*  
Amber Richardson \*  
Jasmine Walker

Non-Letterwinners Returning (1)

Shelby Gibson \*

Returning Starters (4)

Megan Abrams  
Ariyah Copeland  
Cierra Johnson  
Jasmine Walker

Newcomers (3)

Brittany Davis +  
Ahriahna Grizzle  
Destiny Rice

Seniors (3)

Cierra Johnson  
Ashley Knight  
Amber Richardson \*

Juniors (4)

Ariyah Copeland  
Shelby Gibson \*  
Jordan Lewis \*  
Jasmine Walker

Sophomores (5)

Megan Abrams  
Hannah Barber  
De'Sha Benjamin  
Allie Craig Cruce  
Brittany Davis +

Freshmen (2)

Ahriahna Grizzle  
Destiny Rice

\* Redshirt in 2018-19  
+ Transfer

WHERE THEY ARE FROM

Alabama (4)

Hannah Barber  
Allie Craig Cruce  
Cierra Johnson  
Jasmine Walker

Georgia (3)

De'Sha Benjamin  
Ariyah Copeland  
Brittany Davis

Louisiana (2)

Megan Abrams  
Destiny Rice

Canada (1)

Ahriahna Grizzle

Florida (1)

Jordan Lewis

North Carolina (1)

Amber Richardson

Tennessee (1)

Shelby Gibson

Texas (1)

Ashley Knight

LAST TIME OUT: NO. 4/5 SOUTH CAROLINA 93 ALABAMA 78

Kentucky - 81															Record: 13-2 (2-1)		
NO.	Name	Min	FG	3P	FT	Rebounds			Fouls		TP	AS	TO	ST	Blocks	+/-	
			M-A	M-A	M-A	OR	DR	TOT	PF	FD				BS	BA		
14	Tatyana Wyatt	F 27:30	1-5	1-3	0-0	2	2	4	4	0	3	0	3	0	1	0	16
1	Sabrina Haines	G 31:04	4-12	3-8	0-0	2	3	5	3	0	11	1	3	0	0	1	8
5	Blair Green	G 27:50	2-7	1-3	2-2	1	1	2	4	2	7	5	2	1	0	0	8
10	Rhyne Howard	G 38:36	14-21	7-11	8-13	2	4	6	3	7	43	1	3	5	2	0	11
32	Jaida Roper	G 17:00	0-2	0-1	1-2	2	2	4	1	2	1	2	1	1	0	1	-12
21	Ogechi Anyagaligbo	17:14	0-2	0-0	0-0	0	4	4	4	0	0	0	2	1	2	1	1
12	Amanda Paschal	34:09	4-6	2-3	0-0	0	2	2	2	1	10	5	0	2	0	0	18
15	Chasity Patterson	06:37	2-3	2-2	0-0	1	1	2	4	0	6	0	0	0	0	0	0
Team						2	1	3			0						
Totals			27:58	16-31	11-17	12	20	32	25	12	81	14	14	10	5	3	10
Technical Fouls: NONE																	

Alabama - 71															Record: 10-6 (0-3)		
NO.	Name	Min	FG	3P	FT	Rebounds			Fouls		TP	AS	TO	ST	Blocks	+/-	
			M-A	M-A	M-A	OR	DR	TOT	PF	FD				BS	BA		
22	Ariyah Copeland	F 25:54	6-8	0-0	3-5	0	3	3	1	3	15	1	2	1	1	0	-5
40	Jasmine Walker	F 35:31	4-8	3-4	4-6	2	6	8	0	4	15	0	3	1	0	1	-12
1	Megan Abrams	G 25:14	3-5	0-1	3-3	0	2	2	2	4	9	1	2	0	0	0	-1
2	Amber Richardson	G 09:21	1-2	0-0	0-0	0	0	0	2	1	2	0	0	0	0	0	11
3	Jordan Lewis	G 38:49	3-11	1-3	4-5	1	3	4	2	6	11	7	3	0	0	0	-9
25	Ashley Knight	13:19	1-3	0-0	2-2	1	3	4	2	1	4	0	1	1	2	2	-8
4	Cierra Johnson	21:48	3-8	0-3	2-4	1	2	3	2	5	8	1	1	1	0	1	-7
5	Hannah Barber	01:11	0-0	0-0	0-0	0	0	0	0	0	0	0	1	0	0	0	-1
24	De'Sha Benjamin	17:45	2-6	0-2	0-0	2	2	4	0	0	4	1	1	0	0	1	-10
23	Brittany Davis	09:54	1-1	0-0	1-2	0	1	1	1	1	3	0	3	0	0	0	-9
12	Allie Craig Cruce	01:14	0-0	0-0	0-0	0	0	0	0	0	0	0	0	0	0	0	1
Team						5	1	6			0						
Totals			24:52	4-13	19-27	12	23	35	12	25	71	11	17	4	3	5	-10
Technical Fouls: NONE																	

UK		UA	
Biggest lead	15 (4 <sup>th</sup> 9:36)	7 (1 <sup>st</sup> 1:12)	
Best Scoring Run	9 (2 <sup>nd</sup> 0:04)	6 (3 <sup>rd</sup> 8:20)	
Lead Changes	5		
Times Tied	0		
Time with Lead	24:52	14:40	

Points from		UK		UA	
Turnovers	20	18			
Paint	10	38			
Second Chance	8	11			
Fast Breaks	4	0			
Bench	16	19			

Period by Period Scoring					
	1st	2nd	3rd	4th	TOT
UK	9	28	24	20	81
UA	15	9	25	22	71

**TUSCALOOSA, Ala.** – The Alabama women’s basketball team fell in a hard-fought contest to No.14/14 Kentucky, 81-71, inside Coleman Coliseum on Thursday night. With the loss the Crimson Tide (10-6, 0-3 SEC) is still searching for its first conference win of the year, while the Wildcats (13-2, 2-1 SEC) picked up their second-straight Southeastern Conference victory.

Juniors Jasmine Walker and Ariyah Copeland each scored 15 points for the Tide. Walker had her third straight game scoring in double figures to go with her team-high eight rebounds. Redshirt junior Jordan Lewis added 11 points, while recording a season-high 7 assists.

Kentucky sophomore Rhyne Howard had a career night against the Tide with a career-high 43 points on 14-of-21 shooting and 7-of-11 from beyond the arc.

**From Coach Curry**

“I thought that we got off to a really good start and then outscored them by three in the second half, but then we had a really bad second quarter,” said head coach Kristy Curry. “Rhyne Howard may be one of the best players I’ve ever seen and the players around her understand their role and do a great job of sharing the basketball. I thought that we really battled at times and then missed 13 layups. We were getting really good shots, we just have to finish them.”

**Quarter-by-Quarter**

The Tide got off to a hot start taking the 15-9 lead after the first 10 minutes of play. The Wildcats came back with a strong second quarter, outscoring Alabama 28-9. In the last five minutes of the quarter, UK went on a 22-6 run to give them a 37-24 advantage at the half. The third quarter went back-and-forth with UA cutting Kentucky’s lead to seven with 1:49 left in the third, but the Wildcats finished the quarter with a quick scoring run to take a 61-49 lead headed into the final 10 minutes of action.

After being down by 15, the Tide cut UK’s lead to eight with 5:01 left

to play but could not get any closer to the lead. The Wildcats held onto their 10-point lead for a final score of 81-71.

**Player Spotlight**

Walker shot well from beyond the arc with a 3-of-4 mark on her way to 15 points. Copeland scored in double figures for the first time since returning from an ankle injury that sidelined her for two games. Lewis’ 11 points puts her at 973 for her career, while the seven dimes gives her 343 career assists, just nine away from moving up to No. 8 all-time at Alabama.

**Stats of the Game**

Alabama was strong around the basket, outscoring the Wildcats 38-10 in the paint. UA also edged Kentucky on the boards, 35-32. The Crimson Tide shot well in the second half, after knocking down 16-of-28 (57.1 percent) attempts from the floor.





# KRISTY CURRY

## COACHING HIGHLIGHTS

- Over 400 career wins
- Over 100 wins at Alabama
- Nine NCAA Tournament appearances
  - One NCAA Final Four
  - Two NCAA Elite Eights
  - Four NCAA Sweet 16s
- Five Women's National Invitation Tournament appearances
  - Two Big Ten regular season titles
  - 11 20-win seasons

### UNIVERSITY OF ALABAMA, HEAD COACH, 2013-PRESENT

Year	Record	Pct.	SEC Record	Pct.	Postseason
2013-14	14-16	.467	7-9	.438	
2014-15	13-19	.406	2-14	.125	
2015-16	15-16	.484	4-12	.250	WNIT First Round
2016-17	22-14	.611	5-11	.313	WNIT Quarterfinals
2017-18	20-14	.588	7-9	.438	WNIT Quarterfinals
2018-19	14-17	.452	5-11	.313	
2019-20	10-6	.625	0-3	.000	
Total (7)	108-102	.514	30-69	.306	

### TEXAS TECH UNIVERSITY, HEAD COACH, 2006-13

Year	Record	Pct.	Big 12 Record	Pct.	Postseason
2006-07	15-16	.484	6-10	.375	
2007-08	17-16	.515	4-12	.250	WNIT Third Round
2008-09	16-15	.516	6-10	.375	
2009-10	18-15	.545	5-11	.313	WNIT Second Round
2010-11	22-11	.667	8-8	.500	NCAA First Round
2011-12	21-14	.600	6-12	.333	WNIT Third Round
2012-13	21-11	.656	11-7	.611	NCAA First Round
Total (7)	130-98	.570	46-70	.397	

### PURDUE UNIVERSITY, HEAD COACH, 1999-2006

Year	Record	Pct.	Big Ten Record	Pct.	Postseason
1999-2000	23-8	.742	11-5	.688	NCAA Second Round
2000-01	31-7	.816	14-2	.875	NCAA Runner Up
2001-02	24-6	.800	13-3	.813	NCAA Second Round
2002-03	29-6	.829	12-4	.750	NCAA Elite Eight
2003-04	29-4	.879	14-2	.875	NCAA Sweet 16
2004-05	17-13	.567	9-7	.563	NCAA Second Round
2005-06	26-7	.788	13-3	.813	NCAA Sweet 16
Total (7)	179-51	.778	86-26	.768	

**CAREER (21)**     **417-251**     **.624**     **162-164**     **.497**


## ON THE BENCH

### KELLY CURRY



Kelly Curry is in his seventh season with the Crimson Tide women's basketball team, working primarily with the guards, while also handling the offense, scheduling, recruiting and scouting.

### TIFFANY COPPAGE



Tiffany Coppage is in her second season on the coaching staff, serving as an assistant coach and recruiting coordinator, while coaching the wings. She joined the Tide after spending two seasons in the same position at Northwestern.

### ADRIAN WALTERS




Adrian Walters is in his first season at UA. He spent the previous seven seasons as an assistant coach at Auburn. In his role with the Tide he will take over the defense, while also coaching the post players.

### BRIAN JOHNSON



Brian Johnson is in his fourth season at Alabama and second as the director of operations. During his first two seasons he served as the coordinator of player development, recruiting and video operations.

### JOHN CLARK




John Clark joined the Crimson Tide women's basketball staff in May of 2019 as its director of video and creative content. Clark previously served as an assistant coach for the Incarnate Word women's basketball team.

### TERRY JONES



Terry Jones, Sr. is in his second stint as strength and conditioning coach for the women's basketball team and has been a member of the Crimson Tide staff for 30 years. In 2003, he was certified as a Master Strength & Conditioning Coach.

### DARAH MCINTURF



Darah McInturf is entering her fifth season as an athletic trainer at Alabama and her first with the women's basketball team. Over the past four years, McInturf has spent her time with the Alabama men's/women's cross country and track and field teams.

# QUICK FACTS

## UNIVERSITY

**Location** ..... Tuscaloosa, Ala.  
**Founded** ..... April 12, 1831  
**Enrollment** ..... 38,103  
**Conference** ..... Southeastern  
**Colors** ..... Crimson and White  
**Nickname** ..... Crimson Tide  
**President** ..... Dr. Stuart Bell  
**Athletic Director** ..... Greg Byrne  
**Home Arena** ..... Coleman Coliseum (15,383)

## COACHING STAFF

**Head Coach** ..... Kristy Curry  
**Alma Mater** ..... Northeast Louisiana, 1988  
**Record at Alabama** ..... 108-102 (Seventh Season)  
**SEC Record** ..... 30-69 (Seventh Season)  
**Career Record** ..... 417-251 (21st Season)  
**Assistant Coach** ..... Kelly Curry  
**Assistant Coach** ..... Tiffany Coppage  
**Assistant Coach** ..... Adrian Walters  
**Director of Operations** ..... Brian Johnson  
**Director of Video/Creative Content** ..... John Clark  
**Strength and Conditioning** ..... Terry Jones  
**Athletic Trainer** ..... Darah McInturf

## TEAM INFORMATION

**2018-19 Record** ..... 14-17  
**2018-19 SEC Record/Finish** ..... 5-11/11th  
**2018-19 H/A/N Record** ..... 9-6/3-7/2-4  
**Starters Returning/Lost** ..... 4/1  
**Letterwinners Returning/Lost** ..... 10/4  
**Non-letterwinners Returning** ..... 1  
**Newcomers** ..... 3

## PROGRAM HISTORY

**All-Time Record** ..... 766-598 (.562)/46 Seasons  
**SEC Record** ..... 164-310 (.346)  
**Overall Home Record** ..... 391-190 (.673)  
**Coleman Coliseum Record** ..... 320-147 (.685)  
**Foster Auditorium Record** ..... 71-43 (.623)  
**First Season** ..... 1974-75  
**SEC Tournament Record** ..... 28-39 (.418)  
**NCAA Appearances** ..... 10  
 (1984, 88, 92, 93, 94, 95, 96, 97, 98, 99)  
**NCAA Record** ..... 16-10 (.615)  
**WNIT Appearances** ..... 7  
 (2000, 01, 02, 11, 16, 17, 18)  
**WNIT Record** ..... 11-7 (.611)

## ATHLETICS COMMUNICATIONS

**Basketball Contact** ..... Zach Rhodes  
**Office** ..... 205-348-6084  
**Cell** ..... 919-247-7585  
**E-mail** ..... zrhodes@ia.ua.edu  
**Website** ..... www.RollTide.com  
**Mailing Address** ..... 1201 Coliseum Drive (Room 170)  
 Tuscaloosa, AL 35487

# NEWS AND NOTES

## OPENING TIP

- Alabama will look to get back on track when it hits the road to take on Auburn on Sunday at 2 p.m. inside Auburn Arena.
- The Crimson Tide (10-6, 0-3 SEC) has dropped its first three conference games will losses to tough SEC foes in (RV) LSU, (No. 4) South Carolina and (No. 14) Kentucky. The Tigers (6-8, 0-3 SEC) are also looking for its first win of 2020.
- The matchup on Sunday is the 91st between the two rivals. Last season, Auburn won all three games against the Crimson Tide including dominating UA in Auburn Arena, 77-38 on Feb. 17, 2019. In their last meeting, Alabama narrowly fell to the Tigers 53-52 in the second round of the SEC Tournament on March 7, 2019 in Greenville, S.C. The last win for the Tide in Auburn Arena came on Feb. 20, 2017 after UA came away with the 63-61 overtime victory.

## PG3 DOES IT ALL

- Redshirt junior Jordan Lewis has scored in double figures in six straight games for an average of 15 points per game, while shooting an efficient 46 percent (29-of-63) from the floor. For the season, she leads the team in points (13.3), assists (3.5) and is second in 3-point percentage (39.1). In addition, Lewis is just 27 points away from 1,000 for her career and just nine assists away from taking over the No. 8 spot in career assists at Alabama.
- Off the court, Lewis was named to the 2019 SEC Community Service Team and represents the Tide at SEC meetings. She graduated with a degree in marketing in August 2019 and is currently working on her MBA. She is a three-time SEC Academic Honor Roll member and in AKA sorority. Lewis is also a team captain.

## VETERANS LEADING THE WAY

- The Tide has been led in SEC play by Lewis who is putting up 15 points, five rebounds and five assists per game in conference play. Junior Jasmine Walker is also playing her best in 2020 after averaging 14.7 points and 7.3 rebounds, including coming in red-hot from beyond the arc after going 8-of-17 (47.1 percent) through three SEC games.

## BENCH MOB

- The Alabama bench has outscored its opponents, 517-282 (32.3 avg. - 17.6 avg), in 16 games this season. The Tide reserves leads the SEC in total bench points and bench points per game.
- The reserves have accounted for 44 percent of the Tide's scoring, with its third and fourth scorers in senior Cierra Johnson (9.1) and sophomore De'Sha Benjamin (8.1) leading the bench.

## SEC BENCH POINT PRODUCTION (as of Jan. 10)

1. **Alabama – 32.3/gm (517 total – 16 gm)**
2. Tennessee – 28.7/gm (431 total – 15 gm)
3. Mississippi St. – 28.1/gm (478 total – 17 gm)
4. South Carolina – 26.8/gm (428 total – 16 gm)
5. Vanderbilt – 25.4/gm (407 total – 16 gm)
6. Missouri – 23.1/gm (370 total – 16 gm)
7. Ole Miss – 21.3/gm (341 total – 16 gm)
8. Kentucky – 21.2/gm (318 total – 15 gm)
9. Arkansas – 21.1/gm (338 total – 16 gm)
10. LSU – 20.8/gm (312 total – 15 gm)
11. Georgia – 20.1/gm (322 total – 16 gm)
12. Auburn – 15.1/gm (212 total – 14 gm)
13. Florida – 13.3/gm (212 total – 16 gm)
14. Texas A&M – 10.3/gm (164 total – 16 gm)

## SCORING BY COMMITTEE

- Seven different Alabama players average seven points or more. Lewis is tops on the team (13.3), while Walker is second with 10.8 points. Others include senio Johnson (9.1), Benjamin (8.1), junior Ariyah Copeland (7.9), sophomore Megan Abrams (7.4) and sophomore Brittany Davis (7.0).

# SPECIALTY STATS

Opponent	Paint	Pts off T/O	2ndCh	FastB	Bench
Alabama	20	14	14	13	25
Hampton	22	17	6	6	6
Alabama at Clemson	32	39	20	14	37
	42	16	8	12	35
Alabama Mercer	50	19	21	9	71
	28	10	0	17	18
Alabama at South Alabama	46	24	23	10	40
	10	16	4	7	1
Alabama at Tulane	20	12	10	4	20
	22	15	8	2	19
Alabama vs. Northern Iowa	40	15	8	12	38
	22	17	12	11	32
Alabama vs. Southern Cal	32	15	12	3	27
	22	8	9	10	16
Alabama Iowa State	32	16	12	6	23
	36	9	10	5	10
Alabama Colgate	34	9	8	6	25
	24	19	2	6	18
Alabama North Carolina	52	7	7	8	36
	32	14	15	11	8
Alabama Bethune-Cookman	24	16	13	5	24
	20	14	8	4	21
Alabama Radford	38	20	6	9	41
	24	8	3	1	20
Alabama Southeastern Louisiana	40	10	8	7	51
	16	12	7	6	16
Alabama at LSU	38	17	16	13	20
	46	15	8	16	16
Alabama South Carolina	32	20	11	6	26
	38	19	17	28	30
Alabama Kentucky	38	18	11	0	19
	10	20	8	4	16
Alabama at Auburn					
Alabama at Tennessee					
Alabama Texas A&M					
Alabama Vanderbilt					
Alabama Arkansas					
Alabama at Ole Miss					
Alabama at Kentucky					
Alabama Auburn					
Alabama at Georgia					
Alabama Florida					
Alabama at Mississippi State					
Alabama at Texas A&M					
Alabama Missouri					
Alabama Totals	569	270	200	125	517
Average/Game	35.6	16.9	12.5	7.8	32.3
Opponent Totals	383	260	125	146	282
Average/Game	23.9	16.3	7.8	9.1	17.6

## GET TO THE LINE

Alabama enters Sunday's game as one of the best teams in the country at getting to the free throw line. The Crimson Tide is No. 10 in the country in free throw attempts (343) and No. 7 (241). UA is knocking down its attempts at a 70.3 percent clip which is good enough for fourth in the SEC.

## ABOUT AUBURN

- Alabama has struggled this season, only going 6-5 in non-conference play, before dropping all three of its conference games by 15-plus points.
- The Tigers are led by junior Unique Thompson who has turned in a double-double in 13 of AU's 14 games. Thompson currently averages 17 points and 12.9 rebounds per game. Daisa Alexander is putting up 13.9 points, despite missing the last game vs. Florida on Jan. 9 due to an ankle injury. In addition, Brooke Moore averages 12.5 points per contest
- Head Coach Terri Williams-Flournoy is in her eighth season as the coach at Auburn. She has a 130-109 record in her time with the Tigers and a 273-213 career record as a head coach. Last season, Williams-Flournoy led the Tigers to an NCAA Tournament appearance as a No. 10 seed.

## SEC'S ACTIVE CAREER LEADERS (as of Jan. 10)

- Points - Jordan Lewis: 973 (No. 8)
- Rebounds - Jasmine Walker: 443 (No. 10)  
Ashley Knight: 405 (No. 12)
- Assists - Jordan Lewis: 343 (No. 2)
- Blocks - Ashley Knight: 198 (No. 1)  
Ariyah Copeland: 56 (No. 10)
- Steals - Jordan Lewis: 118 (No. 6)

## KNIGHT BECOMES ALL-TIME BLOCK LEADER AT ALABAMA

- With three blocks against UNC (12/15), senior Ashley Knight passed Alabama great Yolanda Watkins for the most blocks in UA history. She currently has 198 career blocks, which is the most actively in the SEC. Knight already has more blocks this season (29), than she did all of last season (20).
- She still holds the single-season block record with 90 her freshman year.

## DAVIS EARNS NATIONAL RECOGNITION

- In the win over North Carolina (12/15) sophomore Brittany Davis dropped a career-high 23 points on an impressive 10-of-12 shooting, which earned her multiple awards and recognition.
- On Dec. 16, College Sports Madness named Davis the National Player of the Week for her performance. On Dec. 17, the Southeastern Conference tabbed Davis as the SEC POW and then on Dec. 18, the NCAA placed her on the Starting Five, which is the top 5 players in the country for the week.

## SHELBY GIBSON OUT INDEFINITELY

- Redshirt junior Shelby Gibson is out indefinitely after suffering a broken right foot. In nine appearances this year, Gibson is averaging 6.2 minutes, 2.6 points and 2.1 rebounds per game off the bench for the Crimson Tide.

## CURRY EARNS 100TH WIN AT ALABAMA

- Head Coach Kristy Curry picked up her 100th win of her career at Alabama on Nov. 17 against Mercer. Curry is in her seventh season with the Tide and is the program's No. 2 winningest coach in history. She is one of 10 coaches nationally to lead three different programs to 100 wins.
- Curry picked up her 400th career victory last season on Dec. 16 against Northwestern State.

## ALABAMA ADDS TWO IN EARLY SIGNING PERIOD

- Myra Gordon is a 6-0 guard from Fort Worth, Texas, that had an incredible junior season at L.D. Bell High School in 2018-2019, averaging 27 points, eight rebounds, three assists, and two steals while leading her team to a district championship, under the direction of head coach Andy Bloodworth. For her efforts, Gordon was named Texas Girls Coaches Association All-State & Coaches All-State, while also being tabbed the MVP of her district. In addition, Gordon earned the Fort Worth Star Telegram Player of the Year, while leading DFW in scoring for the second straight season. In her junior campaign, she also broke the school single-season scoring record with 930 points and the single-game scoring record with 53 points. She currently has over 2,000 career points to date.
- Keyara Jones is a 5-7 guard from Heidelberg, Miss., who spent last season with Jones College. Under head coach Missy Bilderback, Jones led her team to a 28-3 record and a MACJC State and Region 23 Championship, while earning a NJCAA All-American Honorable Mention. She was also named First Team All-MACJC and NJCAA Region 23, while being selected to play in the NJCAA All-Star Game. Jones

played in 30 games as a redshirt freshman, while leading the team in scoring with an average of 15.7 points per game.

**WE BACK**

- The 2019-20 Alabama roster returns 11 players from last year’s team, which is tied for first with Kentucky for the most in the SEC.
- UA has four of five starters returning, along with Jordan Lewis, Shelby Gibson and Amber Richardson who redshirted a season ago. The Tide also returns 84.4 percent of its scoring from last year.
- Alabama has nine of its top 10 scorers returning from last season including four of five starters, which includes Cierra Johnson, Megan Abrams, Jasmine Walker and Ariyah Copeland.

**CIERRA JOHNSON NAMED PRESEASON SECOND TEAM ALL-SEC**

- Alabama senior Cierra Johnson was voted to the Preseason All-SEC Second Team by the Southeastern Conference coaches on Oct. 26.

**TIDE TAKES TO CANADA OVER THE SUMMER**

- The Crimson Tide went 3-0 on its 2019 Canadian Foreign Tour. The Tide explored the beautiful cities of Whistler, Vancouver, and Victoria. The team and staff participated in many fun excursions, including ziplining, bobsledding, whitewater rafting and axe throwing, among other activities.

**JORDAN LEWIS PLAYS IN USA BASKETBALL 3X3 NATIONAL CHAMPIONSHIPS**

- Jordan Lewis was selected to participate in the 2019 USA Basketball 3x3 National Championship at the Downtown Las Vegas Events Center, on May 3-4. Prior to the national championship, Lewis took part in a minicamp from May 1-2 before getting assigned to a 3x3 team. She led her team to the semifinals, before being eliminated from the tournament.

**ALABAMA OVERSEAS**

- Five players who have signed professional contracts since 2018. Quanetria Bolton, Ashley Williams, Alana da Silva, Hannah Cook and Shaquera Wade.

**CAREER RECORD WATCH**

- Ashley Knight, and Jordan Lewis are all in the midst of making their way up career lists at Alabama. See below for current standings.

**Career Blocks**

<b>1</b>	<b>198</b>	<b>Ashley Knight</b>	<b>2016-present</b>
----------	------------	----------------------	---------------------

**Career Assists**

1	800	Niesa Johnson	1991-95
2	620	Brittney Ezell	1994-99
3	525	Shondra Johnson	1999-2002
4	505	Shelly Pyles	1984-88
5	459	Dominique Canty	1995-99
6	441	Amy Lannom	1998-92
7	368	Sandra Rushing	1982-86
8	351	Dedrea Magee	2007-10
<b>9</b>	<b>343</b>	<b>Jordan Lewis</b>	<b>2016-present</b>

**Career Assists Per Game**

1	6.4	Niesa Johnson	1991-95
2	4.8	Brittney Ezell	1994-99
3	4.6	Shondra Johnson	1999-2002
4	4.4	Maya Beasley	1980-81
5	4.3	Shelly Pyles	1984-88
6	4.0	Daisha Simmons	2012-14
7	3.9	Amy Lannom	1998-92
T-8	3.8	Hazel Hall	1980-81
<b>T-8</b>	<b>3.8</b>	<b>Jordan Lewis</b>	<b>2016-present</b>

**Career Field Goal Percentage (minimum 300 attempts)**

<b>1</b>	<b>.564</b>	<b>Ashley Knight</b>	<b>2016-present</b>
----------	-------------	----------------------	---------------------



## 2019-20 SEC STANDINGS

	SEC	Overall
South Carolina	3-0	15-1
Mississippi State	3-0	15-2
Texas A&M	2-1	14-2
Kentucky	2-1	13-2
LSU	2-1	12-3
Tennessee	2-1	12-3
Vanderbilt	2-1	12-4
Florida	2-1	11-5
Arkansas	1-2	13-3
Georgia	1-2	10-6
Missouri	1-2	4-12
<b>ALABAMA</b>	<b>0-3</b>	<b>10-6</b>
Ole Miss	0-3	7-9
Auburn	0-3	6-8

\*as of Jan. 10

## UA IN NCAA/SEC STATS

Team	Value	NCAA Rank	SEC Rank
Assist/Turnover	.76	199	10
Assists	183	185	12
Assists/Game	11.4	267	13
Blocks	57	102	9
Blocks/Game	3.6	133	9
FG %	43.7	63	8
FG % Defense	39.6	180	11
Free Throw Attempts	343	10	5
Free Throws Made	241	7	4
Free Throw %	70.3	134	4
Rebounds	624	45	9
Rebounds/Game	39.0	143	9
Rebound Margin	6.8	50	5
Scoring Defense	64.3	165	12
Scoring Margin	9.8	75	9
Scoring Offense	74.1	48	5
Steals	107	210	12
Steals/Game	6.7	268	12
3-PT FG %	33.1	103	6
3-PT FG % Def.	32.4	235	11
3-PT FG Attempted	320	88	5
3-PT FG Made	106	70	4
3-PT FG/Game	6.6	126	4
Turnover Margin	-0.75	216	9
Turnovers Forced	14.25	289	12
Turnovers/Game	15.0	91	7

\*as of Jan. 10

Individual	Value	NCAA Rank	SEC Rank
<b>Assist/Turnover Ratio</b>			
Jordan Lewis	1.47	174	11
<b>Assists</b>			
Jordan Lewis	56	131	12
<b>Assists/Game</b>			
Jordan Lewis	3.5	210	14
<b>Blocks/Game</b>			
Ashley Knight	1.81	53	6
<b>Blocks</b>			
Ashley Knight	29	42	6
<b>Points</b>			
Jordan Lewis	212	181	18
<b>Free Throw Attempts</b>			
Jordan Lewis	85	37	6
<b>Free Throw Made</b>			
Jordan Lewis	59	48	5
<b>Free Throw Percentage</b>			
Cierra Johnson	78.4	135	5
<b>3-Point FG Made</b>			
Jasmine Walker	30	138	5
<b>3-Point FG Made/Game</b>			
Jasmine Walker	1.88	222	6

\*as of Jan. 10

## ALABAMA'S RECORD WHEN...

At home	6-4	Scoring 80 or more points	5-0
On the road	3-1	Scoring 70-79 points	2-2
At neutral sites	1-1	Scoring 60-69 points	3-3
In SEC games	0-3	Scoring 50-59 points	0-1
SEC home games	0-2	Scoring less than 50 points	0-0
SEC road games	0-1	Allowing 80 or more points	0-2
In non-conference games	10-3	Allowing 70-79 points	2-2
In overtime	0-0	Allowing 60-69 points	2-2
In games decided by		Allowing 50-59 points	5-0
5 points or less	0-2	Allowing less than 50 points	1-0
6-10 points	3-2	On Sunday	5-1
11 points or more	7-2	On Monday	0-0
Leading at the half	9-1	On Tuesday	2-0
Trailing at the half	1-5	On Wednesday	0-1
Tied at the half	0-0	On Thursday	1-3
Shooting 40% or better	7-4	On Friday	2-0
Shooting less than 40%	3-2	On Saturday	0-1
Opp. better than 40%	2-5	In November	5-2
Opp. 40% or less	7-2	In December	5-1
Shooting better than opp.	9-0	In January	0-3
Shooting worse than opp.	1-6	In February	0-0
Shooting the same as opp.	0-0	In March	0-0
Outrebounding opp.	8-3		
Opp. outrebounds UA	2-3		
Rebounds are tied	0-0		
70% or better on FT	8-2		
70% or less on FT	2-4		
More FT att. than opp.	8-4		
Less FT att. than opp.	2-1		
Same FT att. as opp.	0-1		
40% or better on 3PT	6-1		
Less than 40% on 3PT	4-5		
More turnovers than opp.	5-3		
Less turnovers than opp.	5-3		
Same turnovers as opp.	0-0		

## ALABAMA POINT PRODUCTION

OPPONENT	BACK COURT	FRONT COURT	STARTERS	RESERVES	SENIORS	JUNIORS	SOPHOMORES	FRESHMEN
Hampton	43	18	42	19	8	32	21	0
at Clemson	41	26	30	37	25	27	15	0
Mercer	72	39	40	71	21	31	58	1
at South Alabama	45	29	34	40	26	32	16	0
at Tulane	40	26	46	20	16	40	10	0
vs. Northern Iowa	57	30	49	38	22	49	16	0
vs. Southern California	40	17	30	27	13	22	22	0
Iowa State	44	22	43	23	8	40	18	0
Colgate	37	35	47	25	2	39	31	0
North Carolina	66	17	47	36	4	24	55	0
Bethune-Cookman	46	14	36	24	15	23	22	0
Radford	59	36	44	41	25	26	31	3
Southeastern Louisiana	71	16	36	51	18	21	40	8
at LSU	37	23	40	20	14	31	15	0
South Carolina	54	24	52	26	15	41	22	0
Kentucky	37	34	52	19	14	41	16	0
at Auburn								
at Tennessee								
Texas A&M								
Vanderbilt								
Arkansas								
at Ole Miss								
at Kentucky								
Auburn								
at Georgia								
Florida								
at Mississippi State								
at Texas A&M								
Missouri								
<b>TOTALS</b>	<b>789 (.660)</b>	<b>406 (.340)</b>	<b>668 (.558)</b>	<b>517 (.442)</b>	<b>246 (.206)</b>	<b>519 (.433)</b>	<b>408 (.341)</b>	<b>12 (.000)</b>

ALABAMA LAST TIME IT HAPPENED...

**Alabama Individual**

**Scored 20 points**

Scored 30 points

Scored 35 points

**Consecutive 20-point games**

**Two players with 20-point games**

Three players with 20-point games

**Made 10 field goals**

Made 15 field goals

Attempted 20 field goals

Attempted 30 field goals

**Made six 3-point field goals**

Made seven 3-point field goals

Made eight or more 3-point field goals

Attempted 10 3-point field goals

Attempted 15 3-point field goals

Attempted 20 3-point field goals

Made 10 free throws

Made 15 free throws

Attempted 15 free throws

Had 15 rebounds

Had 20 rebounds

Two players with double-digit rebounds

Had 10 assists

Had 15 assists

Had six blocked shots

Had seven blocked shots

Had eight or more blocked shots

Had five steals

**Had six steals**

Had seven or more steals

**Double-double**

Consecutive double-doubles

Two players with double-doubles

Three straight double-doubles

Five or more straight double-doubles

Triple-double

20 points & 20 rebounds

**Alabama Team**

**Scored 85 points**

**Scored 90 points**

**Scored 95 points**

**Scored 100 points**

Had 50 rebounds

Had 60 rebounds

**Made 35 field goals**

Made 40 field goals

**Attempted 65 field goals**

**Attempted 70 field goals**

Attempted 80 field goals

Attempted 90 field goals

**Made 10 3-point field goals**

Attempted 30 3-point field goals

Made 25 free throws

Made 35 free throws

Attempted 35 free throws

Attempted 50 free throws

Had 20 assists

Had 25 assists

Had 30 assists

**Had 15 steals**

Had 20 steals

Had 25 steals

Had 10 blocks

**Five players score in double figures**

Six players score in double figures

**Jordan Lewis vs. South Carolina, Jan. 5, 2020**

Shafontaye Myers (33) & Daisha Simmons (37) vs. Troy, Dec. 20, 2013

Daisha Simmons (37) vs. Troy, Dec. 20, 2013

**Jordan Lewis (21 at Tulane, 23 vs. UNI), Nov. 24-29, 2019**

**Brittany Davis (23) & Megan Abrams (21) vs. UNC, Dec. 15, 2019**

Daisha Simmons (37), Shafontaye Myers (33), Ashley Williams (22) vs. Troy, Dec. 20, 2013

**Brittany Davis (10) vs. UNC, Dec. 15, 2019**

Dominique Canty (15) vs. Tennessee, Jan. 31, 1999

Jasmine Walker (20) vs. Tulane, Dec. 8, 2018

Julie Ellis (31) vs. Talledega, Jan. 14, 1973

**Jordan Lewis (6) at Tulane, November 25, 2019**

Shafontaye Myers (7) vs. Auburn, Jan. 24, 2013

Erica Russell (8) at Arkansas, Feb. 27, 2011

Hannah Cook (12) vs. Kentucky, March 3, 2017

Shafontaye Myers (15) vs. Auburn, Jan. 24, 2013

Shafontaye Myers (21) vs. North Texas, Nov. 19, 2012

Cierra Johnson (14) vs. LSU, Jan. 20, 2019

Shondra Johnson (16) vs. Providence, Dec. 2, 2001

Cierra Johnson (16) vs. LSU, Jan. 20, 2019

Jasmine Walker (15) vs. Kentucky, Feb. 11, 2019

Tierney Jenkins (27) at Belmont, Nov. 21, 2009

Cierra Johnson (14) & Jasmine Walker (13) vs. Ole Miss, Feb. 28, 2019

Daisha Simmons (11) vs. Troy, Dec. 20, 2013

Niesha Johnson (15) vs. Ole Miss, March 5, 1994

Ariyah Copeland (6) vs. Clemson, Nov. 19, 2018

Ashley Knight (7) vs. Alabama A&M, Nov. 10, 2017

Terri Hillard (9) vs. Mississippi College, March 5, 1981

Jasmine Walker (5) vs. Georgia, Feb. 24, 2019

**Cierra Johnson (6) at Clemson, Nov. 12, 2019**

Cierra Johnson (7) at Georgia, Jan. 27, 2019

**Jasmine Walker (16 pts & 11 rebounds) at LSU, Jan. 2, 2020**

Cierra Johnson vs. Georgia, Feb. 24 - vs. Ole Miss, Feb. 28, 2019

Jasmine Walker & Cierra Johnson vs. Ole Miss, Feb. 28, 2019

Tierney Jenkins, at Auburn, vs. Ole Miss, vs. Mississippi State, Feb. 17-24, 2011

Tierney Jenkins (8), Nov. 12 - Dec. 2, 2010

Daisha Simmons (37 pts, 11 ast, 11 rebs) vs. Troy, Dec. 20, 2013

Laura Head (25 pts & 21 rebs), vs. Florida State, Jan. 30, 1989

**87, vs. SE Louisiana, Dec. 29, 2019**

**111, vs. Mercer, Nov. 17, 2019**

**111, vs. Mercer, Nov. 17, 2019**

**111, vs. Mercer, Nov. 17, 2019**

53, vs. Northwestern State, Dec. 16, 2018

62, vs. Arkansas Pine-Bluff, Dec. 16, 2014

**39, vs. Mercer, Nov. 17, 2019**

40, vs. Alabama A&M, Nov. 27, 2016

**66, vs. UNC, Dec. 15, 2019**

**72, vs. Mercer, Nov. 17, 2019**

87, vs. Troy, Dec. 20, 2013

97, vs. North Texas, Nov. 19, 2012

**10, vs. Colgate, Dec. 8, 2019**

31, vs. Miami (Fla.), Dec. 21, 2018

27, vs. Northwestern State, Dec. 16, 2018

36, vs. Ole Miss, Jan. 5, 2017

37, vs. Northwestern State, Dec. 16, 2018

50, vs. Ole Miss, Jan. 5, 2018

22, vs. Florida A&M, Dec. 28, 2017

25, vs. Southeastern Louisiana, Nov. 25, 2012

30, vs. South Alabama, Jan. 18, 1992

**15, at South Alabama, Nov. 22, 2019**

20, vs. Alabama A&M, Nov. 27, 2016

30, vs. Oral Roberts, Feb. 25, 1993

10, vs. Alabama A&M, Nov. 10, 2017

**vs. South Carolina, Jan. 5, 2020**

vs. Alcorn State, Dec. 6, 2015

2019-20 COMBINED STATS



2019-20 Alabama Women's Basketball  
Combined Team Statistics  
All games

Page 1/1  
as of Jan 10, 2020

Game Records

Record	Overall	Home	Away	Neutral
ALL GAMES	10-6	6-4	3-1	1-1
CONFERENCE	0-3	0-2	0-1	0-0
NON-CONFERENCE	10-3	6-2	3-0	1-1

Score by Periods

Team	1st	2nd	3rd	4th	OT	TOT
Alabama	264	278	327	316	0	1185
Opponents	250	247	268	263	0	1028

Team Box Score

No.	Player	GP-GS			Total		3-Point		F-Throw		Rebounds				PF		A		TO		BLK		STL		PTS		AVG	
		GP	GS	MIN	AVG	FG-FGA	FG%	3FG-FGA	3FG%	FT-FTA	FT%	OFF	DEF	TOT	AVG	PF	DQ	A	TO	BLK	STL	PTS	AVG					
3	LEWIS, Jordan	16	16	519:23	32.5	64-154	.416	25-64	.391	59-85	.694	23	49	72	4.5	29	0	56	38	0	21	212	13.3					
40	WALKER, Jasmine	16	16	464:39	29.0	62-154	.403	30-76	.395	19-28	.679	29	79	108	6.8	25	0	14	32	8	12	173	10.8					
4	JOHNSON, Cierra	16	0	337:24	21.1	48-130	.369	9-45	.200	40-51	.784	29	38	67	4.2	32	0	28	30	5	25	145	9.1					
24	BENJAMIN, De'Sha	16	0	271:16	17.0	45-93	.484	8-29	.276	31-44	.705	16	47	63	3.9	21	1	6	19	0	5	129	8.1					
22	COPELAND, Ariyah	14	14	302:42	21.6	47-84	.560	0-1	.000	17-29	.586	31	43	74	5.3	30	1	5	16	8	8	111	7.9					
1	ABRAMS, Megan	16	16	355:46	22.2	39-97	.402	3-22	.136	37-46	.804	7	33	40	2.5	16	0	32	32	2	7	118	7.4					
23	DAVIS, Brittany	16	0	274:25	17.2	40-100	.400	18-51	.353	14-20	.700	6	26	32	2.0	21	0	13	24	0	6	112	7.0					
25	KNIGHT, Ashley	16	2	221:10	13.8	31-48	.646	0-0	.000	9-13	.692	20	40	60	3.8	32	0	3	10	29	8	71	4.4					
11	RICE, Destiny	3	0	20:08	6.7	3-5	.600	0-1	.000	2-6	.333	0	3	3	1.0	4	0	1	1	0	1	8	2.7					
12	CRUCE, Allie Craig	7	0	35:25	5.1	8-12	.667	2-3	.667	0-0	.000	1	4	5	0.7	4	0	1	2	2	0	18	2.6					
42	GIBSON, Shelby	9	0	55:34	6.2	9-18	.500	1-3	.333	4-7	.571	9	10	19	2.1	14	0	2	4	3	2	23	2.6					
5	BARBER, Hannah	16	0	126:29	7.9	9-25	.360	9-17	.529	4-6	.667	1	11	12	0.8	7	0	10	12	0	4	31	1.9					
2	RICHARDSON, Amber	16	16	192:04	12.0	12-31	.387	1-6	.167	5-8	.625	11	10	21	1.3	13	0	11	15	0	8	30	1.9					
0	GRIZZLE, Ahriahna	5	0	23:36	4.7	2-8	.250	0-2	.000	0-0	.000	0	2	2	0.4	0	0	1	0	0	0	4	0.8					
Team												25	21	46				5										
<b>Total</b>		<b>16</b>	<b>3200</b>			<b>419-959</b>	<b>.437</b>	<b>106-320</b>	<b>.331</b>	<b>241-343</b>	<b>.703</b>	<b>208</b>	<b>416</b>	<b>624</b>	<b>39.0</b>	<b>248</b>	<b>2</b>	<b>183</b>	<b>240</b>	<b>57</b>	<b>107</b>	<b>1185</b>	<b>74.1</b>					
<b>Opponents</b>		<b>16</b>	<b>3200</b>			<b>376-950</b>	<b>.396</b>	<b>100-309</b>	<b>.324</b>	<b>176-255</b>	<b>.690</b>	<b>161</b>	<b>355</b>	<b>516</b>	<b>32.3</b>	<b>312</b>	<b>5</b>	<b>197</b>	<b>228</b>	<b>58</b>	<b>134</b>	<b>1028</b>	<b>64.3</b>					

Team Statistics

	BAMA	OPP
<b>Scoring</b>	<b>1185</b>	<b>1028</b>
Points per game	74.1	64.3
Scoring margin	+9.8	-
<b>Field goals-att</b>	<b>419-959</b>	<b>376-950</b>
Field goal pct	.437	.396
<b>3 point fg-att</b>	<b>106-320</b>	<b>100-309</b>
3-point FG pct	.331	.324
3-pt FG made per game	6.6	6.3
<b>Free throws-att</b>	<b>241-343</b>	<b>176-255</b>
Free throw pct	.703	.690
F-Throws made per game	15.1	11.0
<b>Rebounds</b>	<b>624</b>	<b>516</b>
Rebounds per game	39.0	32.3
Rebounding margin	+6.8	-
<b>Assists</b>	<b>183</b>	<b>197</b>
Assists per game	11.4	12.3
<b>Turnovers</b>	<b>240</b>	<b>228</b>
Turnovers per game	15.0	14.3
Turnover margin	-0.8	-
Assist/turnover ratio	0.8	0.9
<b>Steals</b>	<b>107</b>	<b>134</b>
Steals per game	6.7	8.4
<b>Blocks</b>	<b>57</b>	<b>58</b>
Blocks per game	3.6	3.6
<b>Winning streak</b>	<b>0</b>	<b>-</b>
Home win streak	0	-
<b>Attendance</b>	<b>22159</b>	<b>4827</b>
Home games-Avg/Game	10-2216	4-1207
Neutral site-Avg/Game	-	2-300

Team Results

Date	Opponent	Score	Att.
11/06/2019	Hampton	L 61-64	1871
11/12/2019	at Clemson	W 67-54	1233
11/17/2019	Mercer	W 111-56	1885
11/21/2019	at South Alabama	W 74-62	1270
11/24/2019	at Tulane	W 66-56	657
11/29/2019	vs UNI	W 87-77	300
11/30/2019	vs Southern California	L 57-60	300
12/05/2019	Iowa St.	L 66-75	1915
12/08/2019	Colgate	W 72-52	1787
12/15/2019	North Carolina	W 83-77	2235
12/17/2019	Bethune-Cookman	W 60-49	4105
12/20/2019	Radford	W 85-51	1898
12/29/2019	Southeastern La.	W 87-50	1973
01/02/2020	at LSU	L 60-71	1667
01/05/2020	South Carolina	L 78-93	2168
01/09/2020	Kentucky	L 71-81	2322

2020 SEC STATS



2019-20 Alabama Women's Basketball  
Combined Team Statistics  
Specific games

Page 1/1  
as of Jan 10, 2020

Game Records

Record	Overall	Home	Away	Neutral
ALL GAMES	0-3	0-2	0-1	0-0
CONFERENCE	0-3	0-2	0-1	0-0
NON-CONFERENCE	0-0	0-0	0-0	0-0

Score by Periods

Team	1st	2nd	3rd	4th	OT	TOT
Alabama	42	41	67	59	0	209
Opponents	45	68	71	61	0	245

Team Box Score

No.	Player			Total		3-Point		F-Throw		Rebounds								PTS	AVG			
		GP-GS	MIN	AVG	FG-FGA	FG%	3FG-FGA	3FG%	FT-FTA	FT%	OFF	DEF	TOT	AVG	PF	DQ	A			TO	BLK	STL
3	LEWIS, Jordan	3-3	108:48	36.3	16-40	.400	3-9	.333	10-20	.500	3	12	15	5.0	7	0	15	6	0	2	45	15.0
40	WALKER, Jasmine	3-3	97:55	32.6	14-33	.424	8-17	.471	8-11	.727	7	15	22	7.3	3	0	3	4	3	2	44	14.7
1	ABRAMS, Megan	3-3	81:38	27.2	9-22	.409	1-4	.250	7-8	.875	1	4	5	1.7	4	0	4	7	0	2	26	8.7
4	JOHNSON, Cierra	3-0	66:54	22.3	10-22	.455	1-6	.167	4-6	.667	2	3	5	1.7	7	0	4	7	0	3	25	8.3
22	COPELAND, Ariyah	3-3	72:25	24.1	10-16	.625	0-0	.000	4-8	.500	4	10	14	4.7	6	0	1	4	2	3	24	8.0
24	BENJAMIN, De'Sha	3-0	55:04	18.4	7-15	.467	3-6	.500	7-8	.875	2	7	9	3.0	5	0	3	3	0	0	24	8.0
25	KNIGHT, Ashley	3-0	46:48	15.6	4-7	.571	0-0	.000	5-6	.833	3	5	8	2.7	8	0	0	2	3	3	13	4.3
2	RICHARDSON, Amber	3-3	28:33	9.5	2-4	.500	0-0	.000	1-2	.500	1	1	2	0.7	3	0	0	0	0	0	5	1.7
23	DAVIS, Brittany	3-0	25:48	8.6	1-7	.143	0-1	.000	1-2	.500	0	2	2	0.7	1	0	0	8	0	0	3	1.0
5	BARBER, Hannah	3-0	14:53	5.0	0-3	.000	0-1	.000	0-0	.000	0	1	1	0.3	2	0	0	2	0	0	0	0.0
12	CRUCE, Allie Craig	1-0	01:14	1.2	0-0	.000	0-0	.000	0-0	.000	0	0	0	0.0	0	0	0	0	0	0	0	0.0
Team											11	3	14									
<b>Total</b>		<b>3</b>	<b>600</b>		<b>73-169</b>	<b>.432</b>	<b>16-44</b>	<b>.364</b>	<b>47-71</b>	<b>.662</b>	<b>34</b>	<b>63</b>	<b>97</b>	<b>32.3</b>	<b>46</b>	<b>0</b>	<b>30</b>	<b>43</b>	<b>8</b>	<b>15</b>	<b>209</b>	<b>69.7</b>
<b>Opponents</b>		<b>3</b>	<b>600</b>		<b>87-182</b>	<b>.478</b>	<b>26-58</b>	<b>.448</b>	<b>45-62</b>	<b>.726</b>	<b>40</b>	<b>73</b>	<b>113</b>	<b>37.7</b>	<b>62</b>	<b>0</b>	<b>46</b>	<b>38</b>	<b>17</b>	<b>33</b>	<b>245</b>	<b>81.7</b>

Team Statistics

	BAMA	OPP
<b>Scoring</b>	<b>209</b>	<b>245</b>
Points per game	69.7	81.7
Scoring margin	-12.0	-
<b>Field goals-att</b>	<b>73-169</b>	<b>87-182</b>
Field goal pct	.432	.478
<b>3 point fg-att</b>	<b>16-44</b>	<b>26-58</b>
3-point FG pct	.364	.448
3-pt FG made per game	5.3	8.7
<b>Free throws-att</b>	<b>47-71</b>	<b>45-62</b>
Free throw pct	.662	.726
F-Throws made per game	15.7	15.0
<b>Rebounds</b>	<b>97</b>	<b>113</b>
Rebounds per game	32.3	37.7
Rebounding margin	-5.3	-
<b>Assists</b>	<b>30</b>	<b>46</b>
Assists per game	10.0	15.3
<b>Turnovers</b>	<b>43</b>	<b>38</b>
Turnovers per game	14.3	12.7
Turnover margin	-1.7	-
Assist/turnover ratio	0.7	1.2
<b>Steals</b>	<b>15</b>	<b>33</b>
Steals per game	5.0	11.0
<b>Blocks</b>	<b>8</b>	<b>17</b>
Blocks per game	2.7	5.7
<b>Winning streak</b>	<b>0</b>	<b>-</b>
Home win streak	0	-
<b>Attendance</b>	<b>4490</b>	<b>1667</b>
Home games-Avg/Game	2-2245	1-1667
Neutral site-Avg/Game	-	0-0

Team Results

Date	Opponent		Score	Att.
01/02/2020	at LSU	L	60-71	1667
01/05/2020	South Carolina	L	78-93	2168
01/09/2020	Kentucky	L	71-81	2322



2020 SEC STATS



2019-20 Alabama Women's Basketball  
Team Game-by-Game  
All games

Page 1/1  
as of Jan 10, 2020

Opponent	Date	Score	Total		3-Pointers		Free throws			Rebounds				PF	A	TO	BLK	STL	PTS	AVG
			FG-FGA	PCT	3FG-FGA	PCT	FT-FTA	PCT	OFF	DEF	TOT	AVG								
Hampton	11/06/2019	61-64 L	17-62	.274	6-27	.222	21-29	.724	19	21	40	40.0	17	11	14	4	6	61	61.0	
at Clemson	11/12/2019	67-54 W	23-68	.338	6-26	.231	15-21	.714	26	18	44	42.0	16	11	19	2	16	67	64.0	
Mercer	11/17/2019	111-56 W	39-72	.542	14-27	.519	19-26	.731	11	35	46	43.3	8	17	13	4	7	111	79.7	
at South Alabama	11/21/2019	74-62 W	28-65	.431	3-16	.188	15-27	.556	22	27	49	44.8	22	10	20	5	15	74	78.3	
at Tulane	11/24/2019	66-56 W	22-58	.379	9-21	.429	13-19	.684	14	24	38	43.4	12	14	12	4	3	66	75.8	
vs UNI	11/29/2019	87-77 W	31-58	.534	9-20	.450	16-18	.889	8	19	27	40.7	23	16	14	2	6	87	77.7	
vs Southern California	11/30/2019	57-60 L	21-63	.333	3-25	.120	12-21	.571	15	22	37	40.1	18	3	15	2	7	57	74.7	
Iowa St.	12/05/2019	66-75 L	25-58	.431	6-22	.273	10-15	.667	9	24	33	39.3	17	11	14	3	3	66	73.6	
Colgate	12/08/2019	72-52 W	27-53	.509	10-24	.417	8-9	.889	8	33	41	39.4	8	15	21	3	5	72	73.4	
North Carolina	12/15/2019	83-77 W	33-66	.500	4-17	.235	13-17	.765	13	29	42	39.7	18	10	12	5	1	83	74.4	
Bethune-Cookman	12/17/2019	60-49 W	18-56	.321	3-17	.176	21-29	.724	12	31	43	40.0	18	9	14	5	7	60	73.1	
Radford	12/20/2019	85-51 W	32-54	.593	9-17	.529	12-17	.706	8	30	38	39.8	13	11	15	4	9	85	74.1	
Southeastern La.	12/29/2019	87-50 W	30-57	.526	8-17	.471	19-24	.792	9	40	49	40.5	12	15	14	6	7	87	75.1	
at LSU	01/02/2020	60-71 L	24-58	.414	4-15	.267	8-15	.533	11	18	29	39.7	16	6	12	5	8	60	74.0	
South Carolina	01/05/2020	78-93 L	25-59	.424	8-16	.500	20-29	.690	11	22	33	39.3	18	13	14	0	3	78	74.3	
Kentucky	01/09/2020	71-81 L	24-52	.462	4-13	.308	19-27	.704	12	23	35	39.0	12	11	17	3	4	71	74.1	
<b>Total</b>		<b>1185</b>	<b>419-959</b>	<b>.437</b>	<b>106-320</b>	<b>.331</b>	<b>241-343</b>	<b>.703</b>	<b>208</b>	<b>416</b>	<b>624</b>	<b>39.0</b>	<b>248</b>	<b>183</b>	<b>240</b>	<b>57</b>	<b>107</b>	<b>1185</b>	<b>74.1</b>	
Opponents		1028	376-950	.396	100-309	.324	176-255	.690	161	355	516	32.3	312	197	228	58	134	1028	64.3	

Alabama Averages

Games Played	Points/game	FG Pct	3FG Pct	FT Pct	Rebounds/game	Assists/game	Turnovers/game	Assist/Turnover ratio	Steals/game	Blocks/game
16	74.1	43.7	33.1	70.3	39.0	11.4	15.0	0.8	6.7	3.6

















**0 Ahriahna Grizzle**

**FRESHMAN**

Guard • 5-9 • Toronto, Canada  
Bill Crothers Secondary School

**CAREER HIGHS**

Points	4	SE Louisiana (12/29/19)
Rebounds	1	2X, last vs. SE Louisiana (12/29/19)
Assists	1	SE Louisiana (12/29/19)
Steals		
Blocks		
Minutes	10	vs. Mercer (11/17/19)
Field Goals	2	SE Louisiana (12/29/19)
FG Att.	4	SE Louisiana (12/29/19)
3-Point FG		
3-Point Att.	1	2X, last vs. SE Louisiana (12/29/19)
Free Throws		
FT Att.		

**2019-20 SEASON HIGHS**

Points	4	SE Louisiana (12/29/19)
Rebounds	1	2X, last vs. SE Louisiana (12/29/19)
Assists	1	SE Louisiana (12/29/19)
Steals		
Blocks		
Minutes	10	vs. Mercer (11/17/19)
Field Goals	2	SE Louisiana (12/29/19)
FG Att.	4	SE Louisiana (12/29/19)
3-Point FG		
3-Point Att.	1	2X, last vs. SE Louisiana (12/29/19)
Free Throws		
FT Att.		

**MISCELLANEOUS STATS**

CATEGORY	2019-20	CAREER
Games Started		
Double-digit scoring		
20+ point games		
Double-digit rebounding		
Double-doubles		
Led UA in scoring		
Led UA in rebounding		
Led UA in assists		
Led UA in steals		
Led UA in blocks		

**CAREER HIGHLIGHTS**

**2019-20 NOTES**

- Scored her first career points against SE Louisiana (12/29)



**GRIZZLE'S 2019-20 GAME-BY-GAME STATS**

OPPONENT	DATE	GS	MIN	FG	FGA	PCT	3FG	FGA	PCT	FT	FTA	PCT	OFF	DEF	TOT	AVG	PF	A	TO	BLK	STL	PTS	AVG
HAMPTON	11/6	DNP																					
at Clemson	11/12	DNP																					
MERCER	11/17		10	0	2	.000	0	1	.000	0	0	.000	0	1	1	1.0	0	0	0	0	0	0	0.0
at South Alabama	11/21	DNP																					
at Tulane	11/24	DNP																					
vs Northern Iowa	11/29	DNP																					
vs Southern California	11/30	DNP																					
IOWA STATE	12/5		1	0	1	.000	0	0	.000	0	0	.000	0	0	0	0.5	0	0	0	0	0	0	0.0
COLGATE	12/8		2	0	0	.000	0	0	.000	0	0	.000	0	0	0	0.3	0	0	0	0	0	0	0.0
NORTH CAROLINA	12/15	DNP																					
BETHUNE-COOKMAN	12/17	DNP																					
RADFORD	12/20		3	0	1	.000	0	0	.000	0	0	.000	0	0	0	0.3	0	0	0	0	0	0	0.0
SOUTHEASTERN LOUISIANA	12/29		7	2	4	.500	0	1	.000	0	0	.000	0	1	1	0.4	0	1	0	0	0	4	0.8
at LSU *	1/2	DNP																					
SOUTH CAROLINA *	1/5	DNP																					
KENTUCKY *	1/9	DNP																					
at Auburn *	1/12																						
at Tennessee *	1/20																						
TEXAS A&M *	1/23																						
VANDERBILT *	1/26																						
ARKANSAS *	1/30																						
at Ole Miss *	2/2																						
at Kentucky *	2/6																						
AUBURN *	2/9																						
at Georgia *	2/16																						
FLORIDA *	2/20																						
at Mississippi State *	2/23																						
at Texas A&M *	2/27																						
MISSOURI *	3/1																						

\* indicates Southeastern Conference opponent

**GRIZZLE'S CAREER STATS**

YEAR	GP	GS	MIN	AVG	FG	FGA	PCT	3FG	3FGA	PCT	FT	FTA	PCT	OFF	DEF	TOT	AVG	PF	FO	AST	TO	BLK	STL	PTS	AVG
2019-20	5	0	23	4.6	2	8	.250	0	2	.000	0	0	.000	0	2	2	0.4	0	0	1	0	0	0	4	0.8
<b>TOTAL</b>	<b>5</b>	<b>0</b>	<b>23</b>	<b>4.6</b>	<b>2</b>	<b>8</b>	<b>.250</b>	<b>0</b>	<b>2</b>	<b>.000</b>	<b>0</b>	<b>0</b>	<b>.000</b>	<b>0</b>	<b>2</b>	<b>2</b>	<b>0.4</b>	<b>0</b>	<b>0</b>	<b>1</b>	<b>0</b>	<b>0</b>	<b>0</b>	<b>4</b>	<b>0.8</b>



**1 Megan Abrams**

**SOPHOMORE**

Guard • 5-9 • Lafayette, La.  
Lafayette Christian Academy

**CAREER HIGHS**

Points	21	UNC (12/15/19)
Rebounds	5	3X, last vs. SE Louisiana (12/29/19)
Assists	5	vs. Mercer (11/17/19)
Steals	3	at Vanderbilt (2/21/19)
Blocks	1	4X, last vs. SE Louisiana (12/29/19)
Minutes	37	Kentucky (2/11/19)
Field Goals	9	UNC (12/15/19)
FG Att.	15	UNC (12/15/19)
3-Point FG	2	Kentucky (2/11/19)
3-Point Att.	4	Kentucky (2/11/19)
Free Throws	5	Georgia (2/24/19)
FT Att.	6	2X, last vs. Mercer (11/17/19)

**2019-20 SEASON HIGHS**

Points	21	UNC (12/15/19)
Rebounds	5	2X, last vs. SE Louisiana (12/29/19)
Assists	5	vs. Mercer (11/17/19)
Steals	2	2X, last at LSU (1/2/20)
Blocks	1	2X, last vs. SE Louisiana (12/29/19)
Minutes	31	UNC (12/15/19)
Field Goals	9	UNC (12/15/19)
FG Att.	15	UNC (12/15/19)
3-Point FG	1	3X, last vs. South Carolina (1/5/20)
3-Point Att.	3	2X, last vs. South Carolina (1/5/20)
Free Throws	4	5X, last vs. SE Louisiana (12/29/19)
FT Att.	6	vs. Mercer (11/17/19)

**MISCELLANEOUS STATS**

CATEGORY	2019-20	CAREER
Games Started	16	34
Double-digit scoring	3	7
20+ point games	1	1
Double-digit rebounding		
Double-doubles		
Led UA in scoring		2
Led UA in rebounding		
Led UA in assists	6	8
Led UA in steals	2	3
Led UA in blocks		1

**CAREER HIGHLIGHTS**

**2019-20 NOTES**

- Chipped in nine points to go along with a career-high five assists in the win over Mercer (11/17)
- Dropped a career-high 21 points (9-of-15 shooting) for her first 20-point game of her career against UNC (12/15)
- Poured in 13 points to go along with five rebounds in the victory versus SE Louisiana (12/29)
- Added 10 points in the loss vs. No. 4/5 South Carolina (1/5)



**ABRAMS' 2019-20 GAME-BY-GAME STATS**

OPPONENT	DATE	GS	MIN	FG	FGA	PCT	3FG	FGA	PCT	FT	FTA	PCT	OFF	DEF	TOT	AVG	PF	A	TO	BLK	STL	PTS	AVG
HAMPTON	11/6	*	22	1	4	.250	0	3	.000	4	4	1.000	0	0	0	0.0	0	1	2	0	1	6	6.0
at Clemson	11/12	*	15	1	4	.250	0	1	.000	0	0	.000	1	2	3	1.5	0	1	1	0	2	2	4.0
MERCER	11/17	*	16	2	4	.500	1	2	.500	4	6	.667	1	3	4	2.3	0	5	2	0	1	9	5.7
at South Alabama	11/21	*	24	2	6	.333	0	2	.000	1	2	.500	0	0	0	1.8	2	2	4	0	0	5	5.5
at Tulane	11/24	*	27	1	8	.125	0	2	.000	2	2	1.000	0	4	4	2.2	0	4	2	1	0	4	5.2
vs Northern Iowa	11/29	*	19	1	7	.143	0	2	.000	3	3	1.000	1	2	1.9	2	2	1	0	1	5	5.6	
vs Southern California	11/30	*	21	2	4	.500	0	2	.000	4	5	.800	0	0	0	1	1	1	1	0	0	8	5.7
IOWA STATE	12/5	*	24	2	7	.286	0	1	.000	0	2	.000	0	3	3	2.0	1	4	1	0	0	4	5.4
COLGATE	12/8	*	19	2	4	.500	0	2	.000	4	4	1.000	0	3	3	2.1	0	4	2	0	0	8	5.7
NORTH CAROLINA	12/15	*	31	9	15	.600	0	0	.000	3	4	.750	0	4	4	2.3	2	2	3	0	0	21	7.2
BETHUNE-COOKMAN	12/17	*	21	1	5	.200	0	0	.000	1	2	.500	1	1	2	2.3	2	2	1	0	0	3	6.8
RADFORD	12/20	*	17	2	2	1.000	0	0	.000	0	0	.000	1	4	5	2.5	1	0	3	0	0	4	6.6
SOUTHEASTERN LOUISIANA	12/29	*	19	4	5	.800	1	1	1.000	4	4	1.000	1	4	5	2.7	1	0	2	1	0	13	7.1
at LSU *	1/2	*	27	3	9	.333	0	0	.000	1	2	.500	0	0	0	2.5	0	2	3	0	2	7	7.1
SOUTH CAROLINA *	1/5	*	29	3	8	.375	1	3	.333	3	3	1.000	1	2	3	2.5	2	1	2	0	0	10	7.3
KENTUCKY *	1/9	*	26	3	5	.600	0	1	.000	3	3	1.000	0	2	2	2.5	2	1	2	0	0	9	7.4
at Auburn *	1/12																						
at Tennessee *	1/20																						
TEXAS A&M *	1/23																						
VANDERBILT *	1/26																						
ARKANSAS *	1/30																						
at Ole Miss *	2/2																						
at Kentucky *	2/6																						
AUBURN *	2/9																						
at Georgia *	2/16																						
FLORIDA *	2/20																						
at Mississippi State *	2/23																						
at Texas A&M *	2/27																						
MISSOURI *	3/1																						

\* indicates Southeastern Conference opponent

**ABRAMS' CAREER STATS**

YEAR	GP	GS	MIN	AVG	FG	FGA	PCT	3FG	3FGA	PCT	FT	FTA	PCT	OFF	DEF	TOT	AVG	PF	FO	AST	TO	BLK	STL	PTS	AVG
2018-19	29	18	565	19.5	41	134	.306	5	34	.147	25	30	.833	9	42	51	1.8	29	0	41	40	2	14	112	3.9
2019-20	16	16	357	22.3	39	97	.402	3	22	.136	37	46	.804	7	33	40	2.5	16	0	32	32	2	7	118	7.4
<b>TOTAL</b>	<b>45</b>	<b>34</b>	<b>922</b>	<b>20.5</b>	<b>80</b>	<b>231</b>	<b>.346</b>	<b>8</b>	<b>56</b>	<b>.143</b>	<b>62</b>	<b>76</b>	<b>.816</b>	<b>16</b>	<b>75</b>	<b>91</b>	<b>2.0</b>	<b>45</b>	<b>0</b>	<b>73</b>	<b>72</b>	<b>4</b>	<b>21</b>	<b>230</b>	<b>5.1</b>





**2 Amber Richardson**

**SENIOR**

Guard • 6-0 • Garner, N.C.  
Southeast Raleigh HS/NC State

**CAREER HIGHS (AT ALABAMA)**

Points	8	SMU (12/17/17)
Rebounds	5	at South Alabama (11/21/19)
Assists	3	2X, last at Tulane (11/24/19)
Steals	2	2X, last vs. Southern Cal (11/30/19)
Blocks	1	2X, last vs. Georgia Tech (3/22/18)
Minutes	20	Murray State (12/20/17)
Field Goals	2	5X, last vs. Radford (12/20/19)
FG Att.	6	Murray State (12/20/17)
3-Point FG	2	SMU (12/17/17)
3-Point Att.	3	2X, last vs. Murray State (12/20/17)
Free Throws	2	3X, last vs. Mercer (11/17/19)
FT Att.	2	4X, last vs. Mercer (11/17/19)

**2019-20 SEASON HIGHS**

Points	6	vs. Mercer (11/17/19)
Rebounds	5	at South Alabama (11/21/19)
Assists	3	2X, last at Tulane (11/24/19)
Steals	2	2X, last vs. Southern Cal (11/30/19)
Blocks		
Minutes	17	Colgate (12/8/19)
Field Goals	2	2X, last vs. Radford (12/20/19)
FG Att.	5	at South Alabama (11/21/19)
3-Point FG	1	at Clemson (11/12/19)
3-Point Att.	2	2X, last vs. Mercer (11/17/19)
Free Throws	2	2X, last at South Alabama (11/21/19)
FT Att.	2	3X, last vs. South Carolina (1/5/20)

**MISCELLANEOUS STATS**

CATEGORY	2019-20	CAREER
Games Started	16	16
Double-digit scoring		
20+ point games		
Double-digit rebounding		
Double-doubles		
Led UA in scoring		
Led UA in rebounding		
Led UA in assists	1	1
Led UA in steals	2	2
Led UA in blocks		1

**CAREER HIGHLIGHTS**

**2019-20 NOTES**



**RICHARDSON'S 2019-20 GAME-BY-GAME STATS**

OPPONENT	DATE	GS	MIN	FG	FGA	PCT	3FG	FGA	PCT	FT	FTA	PCT	OFF	DEF	TOT	AVG	PF	A	TO	BLK	STL	PTS	AVG
HAMPTON	11/6	*	10	0	0	.000	0	0	.000	0	0	.000	0	0	0	0.0	0	0	1	0	0	0	0.0
at Clemson	11/12	*	13	1	3	.333	1	2	.500	0	0	.000	0	3	3	1.5	1	1	2	0	0	3	1.5
MERCER	11/17	*	13	2	4	.500	0	2	.000	2	2	1.000	0	0	0	1.0	2	0	1	0	0	6	3.0
at South Alabama	11/21	*	13	0	5	.000	0	0	.000	2	2	1.000	4	1	5	2.0	1	3	2	0	2	2	2.8
at Tulane	11/24	*	12	1	1	1.000	0	0	.000	0	1	.000	2	0	2	2.0	0	3	2	0	0	2	2.6
vs Northern Iowa	11/29	*	14	0	0	.000	0	0	.000	0	0	.000	0	0	0	1.4	0	0	1	0	0	0	1.9
vs Southern California	11/30	*	9	0	2	.000	0	0	.000	0	0	.000	0	0	0	1.7	0	0	0	0	2	0	2.2
IOWA STATE	12/5	*	14	1	1	1.000	0	0	.000	0	0	.000	1	1	2	1.5	0	0	0	0	0	2	1.9
COLGATE	12/8	*	17	0	1	.000	0	1	.000	0	0	.000	1	1	2	1.6	2	2	2	0	3	0	1.7
NORTH CAROLINA	12/15	*	13	1	1	1.000	0	0	.000	0	0	.000	1	1	2	1.6	2	0	0	0	0	2	1.7
BETHUNE-COOKMAN	12/17	*	8	1	4	.250	0	1	.000	0	0	.000	0	1	1	1.5	1	0	1	0	0	2	1.7
RADFORD	12/20	*	13	2	4	.500	0	0	.000	0	0	.000	1	0	1	1.5	0	1	1	0	1	4	1.9
SOUTHEASTERN LOUISIANA	12/29	*	16	1	1	1.000	0	0	.000	0	1	.000	0	1	1	1.5	1	1	2	0	0	2	1.9
at LSU *	1/2	*	12	1	2	.500	0	0	.000	0	0	.000	1	1	2	1.5	1	0	0	0	0	2	1.9
SOUTH CAROLINA *	1/5	*	8	0	0	.000	0	0	.000	1	2	.500	0	0	0	1.4	0	0	0	0	0	1	1.9
KENTUCKY *	1/9	*	10	1	2	.500	0	0	.000	0	0	.000	0	0	0	1.3	2	0	0	0	0	2	1.9
at Auburn *	1/12																						
at Tennessee *	1/20																						
TEXAS A&M *	1/23																						
VANDERBILT *	1/26																						
ARKANSAS *	1/30																						
at Ole Miss *	2/2																						
at Kentucky *	2/6																						
AUBURN *	2/9																						
at Georgia *	2/16																						
FLORIDA *	2/20																						
at Mississippi State *	2/23																						
at Texas A&M *	2/27																						
MISSOURI *	3/1																						

\* indicates Southeastern Conference opponent

**RICHARDSON'S CAREER STATS (AT ALABAMA)**

YEAR	GP	GS	MIN	AVG	FG	FGA	PCT	3FG	3FGA	PCT	FT	FTA	PCT	OFF	DEF	TOT	AVG	PF	FO	AST	TO	BLK	STL	PTS	AVG	
2017-18	18	0	144	8.0	11	27	.407	4	8	.500	10	16	.625	11	10	21	1.2	21	0	9	13	2	7	36	2.0	
2018-19	N/A																									
2019-20	16	16	195	12.2	12	31	.387	1	6	.167	5	8	.625	11	10	21	1.3	13	0	11	15	0	8	30	1.9	
<b>TOTAL</b>	<b>34</b>	<b>16</b>	<b>339</b>	<b>10.0</b>	<b>23</b>	<b>58</b>	<b>.397</b>	<b>5</b>	<b>14</b>	<b>.357</b>	<b>15</b>	<b>24</b>	<b>.625</b>	<b>22</b>	<b>20</b>	<b>42</b>	<b>1.2</b>	<b>34</b>	<b>0</b>	<b>20</b>	<b>28</b>	<b>2</b>	<b>15</b>	<b>66</b>	<b>1.9</b>	



**3 Jordan Lewis**

**R-JUNIOR**

Guard • 5-7 • Windermere, Fla.  
Lake Highland Prep

**CAREER HIGHS**

Points	25	vs. Virginia (12/20/18)
Rebounds	9	at Lipscomb (12/7/17)
Assists	8	6X, last vs. LSU (1/11/18)
Steals	6	at Georgia Southern (11/19/17)
Blocks	2	at SMU (11/15/18)
Minutes	43	at Georgia (2/23/17)
Field Goals	9	vs. Virginia (12/20/18)
FG Att.	17	vs. Virginia (12/20/18)
3-Point FG	6	at Tulane (11/24/19)
3-Point Att.	9	vs. Virginia (12/20/18)
Free Throws	11	at Ole Miss (2/11/17)
FT Att.	14	at Ole Miss (1/22/17)

**2019-20 SEASON HIGHS**

Points	23	vs. Northern Iowa (11/29/19)
Rebounds	7	4X, last vs. South Carolina (1/5/20)
Assists	7	Kentucky (1/9/20)
Steals	4	2X, last vs. Bethune-Cookman (12/17/19)
Blocks		
Minutes	39	3X, last vs. Kentucky (1/9/20)
Field Goals	7	2X, last vs. South Carolina (1/5/20)
FG Att.	15	at LSU (1/2/20)
3-Point FG	6	at Tulane (11/24/19)
3-Point Att.	7	2X, last vs. UNC (12/15/19)
Free Throws	9	Bethune-Cookman (12/17/19)
FT Att.	11	South Carolina (1/5/20)

**MISCELLANEOUS STATS**

CATEGORY	2019-20	CAREER
Games Started	16	91
Double-digit scoring	11	53
20+ point games	4	9
Double-digit rebounding		
Double-doubles		
Led UA in scoring	7	19
Led UA in rebounding	1	1
Led UA in assists	9	48
Led UA in steals	5	29
Led UA in blocks		1

**CAREER HIGHLIGHTS**

- Currently T-No. 8 all-time at Alabama in career assists per game with 3.8 per contest
- No. 9 all-time in career assists at Alabama with 343
- 2019 South Point Shootout All-Tournament Team
- 2019 SEC Community Service Team
- 2018 Florida Sunshine Classic All-Tournament Team
- 2017 SEC Newcomer of the Year (AP)
- 2017 HERO Sports National Newcomer of the Year
- 2017 SEC All-Freshman Team (Coaches)
- Five-time SEC Freshman of the Week (Nov. 15, 2016, Dec. 27, 2016, Jan. 10, 2017, Jan. 24, 2017, Feb. 21, 2017)
- No. 8 on Alabama's single-season assist list (154 in 2016-17)

**2019-20 NOTES**

- Totaled team highs in points (14), assists (6) and steals (2), to go along with seven rebounds in the season opener against Hampton (11/6)
- Added 11 points and three steals in the road win against South Alabama (11/21)
- Knocked down a career-high six three-pointers (6-of-7) and totaled 21 points and six rebounds in the Tide's road victory over Tulane (11/24)
- Poured in 23 points, seven rebounds, four assists and four steals in the win against Northern Iowa (11/29)
- Had her third 20-point game in the last four with 20 points in the loss to Iowa State (12/5)
- Put in a game-high 17 points (9-of-10 from the free throw line), 13 of which she scored in the fourth quarter in the victory against Bethune-Cookman (12/17)
- Notched a team-high 16 points on 5-of-6 shooting, including 3-of-3 from beyond the arc in the win over SE Louisiana (12/29)
- Dropped 21 points, seven rebounds and six assists in the loss to No. 4/5 South Carolina (1/5)
- Had 11 points and a season-high seven assists against No. 14 Kentucky (1/9)



**LEWIS' 2019-20 GAME-BY-GAME STATS**

OPPONENT	DATE	GS	MIN	FG	FGA	PCT	3FG	FGA	PCT	FT	FTA	PCT	OFF	DEF	TOT	AVG	PF	A	TO	BLK	STL	PTS	AVG
HAMPTON	11/6	*	32	3	8	.375	1	4	.250	7	10	.700	4	3	7	7.0	4	6	3	0	2	14	14.0
at Clemson	11/12	*	36	0	10	.000	0	4	.000	2	2	1.000	3	3	6	6.5	1	6	1	0	2	2	8.0
MERCER	11/17	*	19	2	5	.400	0	3	.000	3	4	.750	0	2	2	5.0	2	1	2	0	1	7	7.7
at South Alabama	11/21	*	30	3	7	.429	0	3	.000	5	8	.625	1	0	1	4.0	2	1	0	0	3	11	8.5
at Tulane	11/24	*	38	6	10	.600	6	7	.857	3	4	.750	2	4	6	4.4	0	3	1	0	0	21	11.0
vs Northern Iowa	11/29	*	39	6	10	.600	3	3	1.000	8	10	.800	3	4	7	4.7	2	4	3	0	4	23	12.1
vs Southern California	11/30	*	35	3	11	.273	1	5	.200	0	2	.000	0	4	4	4.3	1	1	3	0	0	7	10.3
IOWA STATE	12/5	*	31	7	14	.500	2	5	.400	4	4	1.000	2	1	3	4.5	3	2	2	0	0	20	13.1
COLGATE	12/8	*	26	3	5	.600	2	3	.667	0	0	.000	0	4	4	4.4	2	2	6	0	0	8	12.6
NORTH CAROLINA	12/15	*	39	2	11	.182	1	7	.143	4	6	.667	3	4	7	4.7	2	4	3	0	1	9	12.2
BETHUNE-COOKMAN	12/17	*	38	3	8	.375	2	4	.500	9	10	.900	0	5	5	4.7	1	4	2	0	4	17	12.6
RADFORD	12/20	*	29	5	9	.556	1	4	.250	1	2	.500	1	0	1	4.4	1	4	5	0	2	12	12.6
SOUTHEASTERN LOUISIANA	12/29	*	22	5	6	.833	3	3	1.000	3	3	1.000	1	3	4	4.4	0	3	1	0	0	16	12.8
at LSU *	1/2	*	33	6	15	.400	0	2	.000	1	4	.250	0	4	4	4.4	3	2	1	0	2	13	12.9
SOUTH CAROLINA *	1/5	*	37	7	14	.500	2	4	.500	5	11	.455	2	5	7	4.5	2	6	2	0	0	21	13.4
KENTUCKY *	1/9	*	39	3	11	.273	1	3	.333	4	5	.800	1	3	4	4.5	2	7	3	0	0	11	13.3
at Auburn *	1/12																						
at Tennessee *	1/20																						
TEXAS A&M *	1/23																						
VANDERBILT *	1/26																						
ARKANSAS *	1/30																						
at Ole Miss *	2/2																						
at Kentucky *	2/6																						
AUBURN *	2/9																						
at Georgia *	2/16																						
FLORIDA *	2/20																						
at Mississippi State *	2/23																						
at Texas A&M *	2/27																						
MISSOURI *	3/1																						

\* indicates Southeastern Conference opponent

**LEWIS' CAREER STATS**

YEAR	GP	GS	MIN	AVG	FG	FGA	PCT	3FG	3FGA	PCT	FT	FTA	PCT	OFF	DEF	TOT	AVG	PF	FO	AST	TO	BLK	STL	PTS	AVG
2016-17	36	36	1175	32.6	106	324	.327	37	131	.282	102	153	.667	37	104	141	3.9	73	3	154	117	1	52	351	9.8
2017-18	31	31	1029	33.2	87	274	.318	29	88	.330	99	135	.733	18	102	120	3.9	53	0	108	71	1	35	302	9.7
2018-19	8	8	242	30.3	32	76	.421	10	33	.303	34	47	.723	5	27	32	4.0	19	0	25	20	0	10	108	13.5
2019-20	16	16	523	32.7	64	154	.416	25	64	.391	59	85	.694	23	49	72	4.5	29	0	56	38	0	21	212	13.3
<b>TOTAL</b>	<b>91</b>	<b>91</b>	<b>2969</b>	<b>32.6</b>	<b>289</b>	<b>828</b>	<b>.349</b>	<b>101</b>	<b>316</b>	<b>.320</b>	<b>294</b>	<b>420</b>	<b>.700</b>	<b>83</b>	<b>282</b>	<b>365</b>	<b>4.0</b>	<b>174</b>	<b>3</b>	<b>343</b>	<b>246</b>	<b>2</b>	<b>118</b>	<b>973</b>	<b>10.7</b>



**4 Cierra Johnson**

**SENIOR**

Guard • 5-10 • Mobile, Ala.  
Blount HS/Shelton State CC

**CAREER HIGHS**

Points	27	2X, last vs. LSU (1/20/19)
Rebounds	14	Ole Miss (2/28/19)
Assists	6	5X, last vs. Northern Iowa (11/29/19)
Steals	7	at Georgia (1/27/19)
Blocks	2	2X, last vs. SE Louisiana (12/29/19)
Minutes	45	Georgia (2/24/19)
Field Goals	10	at Missouri (3/3/19)
FG Att.	17	3X, last at Missouri (3/3/19)
3-Point FG	4	Tulane (12/8/18)
3-Point Att.	9	Tulane (12/8/18)
Free Throws	14	LSU (1/20/19)
FT Att.	16	LSU (1/20/19)

**2019-20 SEASON HIGHS**

Points	21	at Clemson (11/12/19)
Rebounds	8	4X, last vs. SE Louisiana (12/29/19)
Assists	6	vs. Northern Iowa (11/29/19)
Steals	6	at Clemson (11/12/19)
Blocks	2	SE Louisiana (12/29/19)
Minutes	30	at Clemson (11/12/19)
Field Goals	7	at Clemson (11/12/19)
FG Att.	11	2X, last at Tulane (11/24/19)
3-Point FG	3	at Clemson (11/12/19)
3-Point Att.	6	at Clemson (11/12/19)
Free Throws	5	2X, last vs. Southern Cal (11/30/19)
FT Att.	6	3X, last vs. Southern Cal (11/30/19)

**MISCELLANEOUS STATS**

CATEGORY	2019-20	CAREER
Games Started		27
Double-digit scoring	7	32
20+ point games	1	7
Double-digit rebounding		3
Double-doubles		3
Led UA in scoring	2	15
Led UA in rebounding	3	10
Led UA in assists	3	18
Led UA in steals	8	16
Led UA in blocks	3	8

**CAREER HIGHLIGHTS**

- 2019 Preseason Second Team All-SEC (Coaches)
- 2018 Florida Sunshine Classic All-Tournament Team
- 2018 Arizona State Classic All-Tournament Team
- Three career double-doubles

**2019-20 NOTES**

- Led Alabama to its win over Clemson (11/12) with 21 points, eight rebounds and six steals off the bench
- Put in 17 points and eight rebounds in her homecoming against South Alabama (11/21)
- Poured in 18 points on 6-of-9 shooting to go along with six assists in the win over Northern Iowa (11/29)
- Had a solid all-around game with team highs in rebounds (8), assists (4), steals (3) and blocks (2) to go along with 10 points in the victory against SE Louisiana (12/29)



**JOHNSON'S 2019-20 GAME-BY-GAME STATS**

OPPONENT	DATE	GS	MIN	FG	FGA	PCT	3FG	FGA	PCT	FT	FTA	PCT	OFF	DEF	TOT	AVG	PF	A	TO	BLK	STL	PTS	AVG
HAMPTON	11/6	27	2	11	.182	1	5	.200	3	6	.500	3	1	4	4.0	2	2	2	0	1	8	8.0	
at Clemson	11/12	30	7	10	.700	3	6	.500	4	4	1.000	5	3	8	6.0	2	1	1	1	6	21	14.5	
MERCER	11/17	18	2	3	.667	0	0	.000	5	6	.833	1	5	6	6.0	1	1	2	0	2	9	12.7	
at South Alabama	11/21	23	6	10	.600	0	1	.000	4	5	.800	4	4	8	6.5	3	3	3	0	2	16	13.5	
at Tulane	11/24	21	2	11	.182	1	5	.200	2	2	1.000	3	5	8	6.8	0	1	3	0	1	7	12.2	
vs Northern Iowa	11/29	25	6	9	.667	2	3	.667	4	4	1.000	1	2	3	6.0	3	6	3	1	0	18	12.9	
vs Southern California	11/30	25	3	9	.333	0	3	.000	5	6	.833	4	1	5	6.5	3	0	2	0	1	11	12.0	
IOWA STATE	12/5	24	2	9	.222	0	3	.000	0	3	.000	0	5	5	5.9	3	2	2	0	3	4	11.8	
COLGATE	12/8	10	0	3	.000	0	2	.000	0	0	.000	0	0	0	5.2	1	0	1	0	0	0	10.4	
NORTH CAROLINA	12/15	9	0	4	.000	0	2	.000	0	0	.000	1	0	1	4.8	2	0	2	0	0	0	9.4	
BETHUNE-COOKMAN	12/17	25	2	9	.222	0	4	.000	1	4	.250	1	2	3	4.6	1	2	0	0	2	5	9.0	
RADFORD	12/20	16	3	10	.300	1	3	.333	4	4	1.000	2	1	3	4.5	0	2	0	1	1	11	9.2	
SOUTHEASTERN LOUISIANA	12/29	16	3	10	.300	0	2	.000	4	4	1.000	2	6	8	4.8	2	4	2	2	3	10	9.2	
at LSU *	1/2	19	3	6	.500	1	3	.333	0	0	.000	0	1	1	4.5	3	0	4	0	0	7	9.1	
SOUTH CAROLINA *	1/5	26	4	8	.500	0	0	.000	2	2	1.000	1	0	1	4.3	2	3	2	0	2	10	9.1	
KENTUCKY *	1/9	22	3	8	.375	0	3	.000	2	4	.500	1	2	3	4.2	2	1	1	0	1	8	9.1	
at Auburn *	1/12																						
at Tennessee *	1/20																						
TEXAS A&M *	1/23																						
VANDERBILT *	1/26																						
ARKANSAS *	1/30																						
at Ole Miss *	2/2																						
at Kentucky *	2/6																						
AUBURN *	2/9																						
at Georgia *	2/16																						
FLORIDA *	2/20																						
at Mississippi State *	2/23																						
at Texas A&M *	2/27																						
MISSOURI *	3/1																						

\* indicates Southeastern Conference opponent

**JOHNSON'S CAREER STATS**

YEAR	GP	GS	MIN	AVG	FG	FGA	PCT	3FG	3FGA	PCT	FT	FTA	PCT	OFF	DEF	TOT	AVG	PF	FO	AST	TO	BLK	STL	PTS	AVG
2018-19	31	27	1031	33.3	153	378	.405	42	126	.333	109	151	.722	21	141	162	5.2	76	0	97	122	9	39	457	14.7
2019-20	16	0	336	21.0	48	130	.369	9	45	.200	40	51	.784	29	38	67	4.2	32	0	28	30	5	25	145	9.1
<b>TOTAL</b>	<b>47</b>	<b>27</b>	<b>1367</b>	<b>29.1</b>	<b>201</b>	<b>508</b>	<b>.396</b>	<b>51</b>	<b>171</b>	<b>.298</b>	<b>149</b>	<b>202</b>	<b>.738</b>	<b>50</b>	<b>179</b>	<b>229</b>	<b>4.9</b>	<b>108</b>	<b>0</b>	<b>125</b>	<b>152</b>	<b>14</b>	<b>64</b>	<b>602</b>	<b>12.8</b>





**5 Hannah Barber**

**SOPHOMORE**

Guard • 5-6 • Homewood, Ala.  
Homewood HS

**CAREER HIGHS**

Points	12	vs. Mercer (11/17/19)
Rebounds	4	2X, last vs. SE Louisiana (12/29/19)
Assists	7	Clemson (11/19/18)
Steals	2	3X, last vs. Radford (12/20/19)
Blocks		
Minutes	27	Clemson (11/19/18)
Field Goals	4	vs. Mercer (11/17/19)
FG Att.	7	2X, last vs. Mercer (11/17/19)
3-Point FG	4	vs. Mercer (11/17/19)
3-Point Att.	7	Stetson (11/27/18)
Free Throws	3	SE Louisiana (12/29/19)
FT Att.	4	SE Louisiana (12/29/19)

**2019-20 SEASON HIGHS**

Points	12	vs. Mercer (11/17/19)
Rebounds	4	SE Louisiana (12/29/19)
Assists	5	vs. Mercer (11/17/19)
Steals	2	Radford (12/20/19)
Blocks		
Minutes	21	vs. Mercer (11/17/19)
Field Goals	4	vs. Mercer (11/17/19)
FG Att.	7	vs. Mercer (11/17/19)
3-Point FG	4	vs. Mercer (11/17/19)
3-Point Att.	6	vs. Mercer (11/17/19)
Free Throws	3	SE Louisiana (12/29/19)
FT Att.	4	SE Louisiana (12/29/19)

**MISCELLANEOUS STATS**

CATEGORY	2019-20	CAREER
Games Started		6
Double-digit scoring	1	1
20+ point games		
Double-digit rebounding		
Double-doubles		
Led UA in scoring		
Led UA in rebounding		
Led UA in assists	2	8
Led UA in steals	1	2
Led UA in blocks		

**CAREER HIGHLIGHTS**

**2019-20 NOTES**

- Poured in a career-high 12 points, while shooting 4-of-6 from three and dishing out five assists in the win over Mercer (11/17).



**BARBER'S 2019-20 GAME-BY-GAME STATS**

OPPONENT	DATE	GS	MIN	FG	FGA	PCT	3FG	FGA	PCT	FT	FTA	PCT	OFF	DEF	TOT	AVG	PF	A	TO	BLK	STL	PTS	AVG
HAMPTON	11/6		8	0	1	.000	0	0	.000	0	0	.000	0	1	1	1.0	1	0	1	0	0	0	0.0
at Clemson	11/12		4	0	0	.000	0	0	.000	0	0	.000	0	0	0	0.5	0	0	0	0	0	0	0.0
MERCER	11/17		21	4	7	.571	4	6	.667	0	0	.000	0	0	0	0.3	0	5	1	0	0	12	4.0
at South Alabama	11/21		12	1	2	.500	1	2	.500	1	2	.500	0	0	0	0.3	1	0	1	0	0	4	4.0
at Tulane	11/24		2	0	0	.000	0	0	.000	0	0	.000	0	0	0	0.2	0	0	0	0	0	0	0.2
vs Northern Iowa	11/29		2	0	0	.000	0	0	.000	0	0	.000	0	0	0	0.6	0	1	0	0	0	0	2.3
vs Southern California	11/30		5	0	1	.000	0	1	.000	0	0	.000	1	2	3	0.7	0	1	1	0	1	0	2.7
IOWA STATE	12/5		6	0	1	.000	0	0	.000	0	0	.000	0	0	0	0.5	0	0	0	0	0	0	2.0
COLGATE	12/8		14	1	2	.500	1	1	1.000	0	0	.000	0	0	0	0.4	0	1	3	0	0	3	2.1
NORTH CAROLINA	12/15		1	0	0	.000	0	0	.000	0	0	.000	0	0	0	0.4	0	0	0	0	0	0	1.9
BETHUNE-COOKMAN	12/17		5	0	1	.000	0	1	.000	0	0	.000	0	1	1	0.5	1	0	1	0	0	0	1.7
RADFORD	12/20		12	2	2	1.000	2	2	1.000	0	0	.000	0	2	2	0.6	0	1	0	0	2	6	2.1
SOUTHEASTERN LOUISIANA	12/29		18	1	5	.200	1	3	.333	3	4	.750	0	4	4	0.8	1	1	2	0	1	6	2.4
at LSU *	1/2		11	0	2	.000	0	1	.000	0	0	.000	0	1	1	0.9	0	0	0	0	0	0	2.2
SOUTH CAROLINA *	1/5		3	0	1	.000	0	0	.000	0	0	.000	0	0	0	0.8	2	0	1	0	0	0	2.1
KENTUCKY *	1/9		1	0	0	.000	0	0	.000	0	0	.000	0	0	0	0.8	0	0	1	0	0	0	1.9
at Auburn *	1/12																						
at Tennessee *	1/20																						
TEXAS A&M *	1/23																						
VANDERBILT *	1/26																						
ARKANSAS *	1/30																						
at Ole Miss *	2/2																						
at Kentucky *	2/6																						
AUBURN *	2/9																						
at Georgia *	2/16																						
FLORIDA *	2/20																						
at Mississippi State *	2/23																						
at Texas A&M *	2/27																						
MISSOURI *	3/1																						

\* indicates Southeastern Conference opponent

**BARBER'S CAREER STATS**

YEAR	GP	GS	MIN	AVG	FG	FGA	PCT	3FG	3FGA	PCT	FT	FTA	PCT	OFF	DEF	TOT	AVG	PF	FO	AST	TO	BLK	STL	PTS	AVG
2018-19	30	6	296	9.9	13	44	.295	8	32	.250	2	2	1.000	2	14	16	0.5	19	0	40	31	0	11	36	1.2
2019-20	16	0	125	7.8	9	25	.360	9	17	.529	4	6	.667	1	11	12	0.8	7	0	10	12	0	4	31	1.9
<b>TOTAL</b>	<b>46</b>	<b>6</b>	<b>421</b>	<b>9.2</b>	<b>22</b>	<b>69</b>	<b>.319</b>	<b>17</b>	<b>49</b>	<b>.347</b>	<b>6</b>	<b>8</b>	<b>.750</b>	<b>3</b>	<b>25</b>	<b>28</b>	<b>0.6</b>	<b>26</b>	<b>0</b>	<b>50</b>	<b>43</b>	<b>0</b>	<b>15</b>	<b>67</b>	<b>1.5</b>





**11** Destiny Rice

FRESHMAN

Guard • 5-8 • Shreveport, La.  
North Caddo Magnet

**CAREER HIGHS**

Points	4	SE Louisiana (12/29/19)
Rebounds	1	2X, last vs. Radford (12/20/19)
Assists	1	SE Louisiana (12/29/19)
Steals	1	SE Louisiana (12/29/19)
Blocks		
Minutes	10	SE Louisiana (12/29/19)
Field Goals	2	SE Louisiana (12/29/19)
FG Att.	3	SE Louisiana (12/29/19)
3-Point FG		
3-Point Att.	1	SE Louisiana (12/29/19)
Free Throws	1	2X, last vs. Radford (12/20/19)
FT Att.	3	Radford (12/20/19)

**2019-20 SEASON HIGHS**

Points	4	SE Louisiana (12/29/19)
Rebounds	1	2X, last vs. Radford (12/20/19)
Assists	1	SE Louisiana (12/29/19)
Steals	1	SE Louisiana (12/29/19)
Blocks		
Minutes	10	SE Louisiana (12/29/19)
Field Goals	2	SE Louisiana (12/29/19)
FG Att.	3	SE Louisiana (12/29/19)
3-Point FG		
3-Point Att.	1	SE Louisiana (12/29/19)
Free Throws	1	2X, last vs. Radford (12/20/19)
FT Att.	3	Radford (12/20/19)

**MISCELLANEOUS STATS**

CATEGORY	2019-20	CAREER
Games Started		
Double-digit scoring		
20+ point games		
Double-digit rebounding		
Double-doubles		
Led UA in scoring		
Led UA in rebounding		
Led UA in assists		
Led UA in steals		
Led UA in blocks		

**CAREER HIGHLIGHTS**

**2019-20 NOTES**

- Had a career-best four points in the win against SE Louisiana (12/29)



**RICE'S 2019-20 GAME-BY-GAME STATS**

OPPONENT	DATE	GS	MIN	FG	FGA	PCT	3FG	FGA	PCT	FT	FTA	PCT	OFF	DEF	TOT	AVG	PF	A	TO	BLK	STL	PTS	AVG
HAMPTON	11/6	DNP																					
at Clemson	11/12	DNP																					
MERCER	11/17		8	0	1	.000	0	0	.000	1	2	.500	0	1	1	1.0	1	0	0	0	0	1	1.0
at South Alabama	11/21	DNP																					
at Tulane	11/24	DNP																					
vs Northern Iowa	11/29	DNP																					
vs Southern California	11/30	DNP																					
IOWA STATE	12/5	DNP																					
COLGATE	12/8	DNP																					
NORTH CAROLINA	12/15	DNP																					
BETHUNE-COOKMAN	12/17	DNP																					
RADFORD	12/20		3	1	1	1.000	0	0	.000	1	3	.333	0	1	1	1.0	1	0	0	0	0	3	2.0
SOUTHEASTERN LOUISIANA	12/29		10	2	3	.667	0	1	.000	0	1	.000	0	1	1	1.0	2	1	1	0	1	4	2.7
at LSU *	1/2	DNP																					
SOUTH CAROLINA *	1/5	DNP																					
KENTUCKY *	1/9	DNP																					
at Auburn *	1/12																						
at Tennessee *	1/20																						
TEXAS A&M *	1/23																						
VANDERBILT *	1/26																						
ARKANSAS *	1/30																						
at Ole Miss *	2/2																						
at Kentucky *	2/6																						
AUBURN *	2/9																						
at Georgia *	2/16																						
FLORIDA *	2/20																						
at Mississippi State *	2/23																						
at Texas A&M *	2/27																						
MISSOURI	3/1																						

\* indicates Southeastern Conference opponent

**RICE'S CAREER STATS**

YEAR	GP	GS	MIN	AVG	FG	FGA	PCT	3FG	3FGA	PCT	FT	FTA	PCT	OFF	DEF	TOT	AVG	PF	FO	AST	TO	BLK	STL	PTS	AVG
2019-20	3	0	21	7.0	3	5	.600	0	1	.000	2	6	.333	0	3	3	1.0	4	0	1	1	0	1	8	2.7
<b>TOTAL</b>	<b>3</b>	<b>0</b>	<b>21</b>	<b>7.0</b>	<b>3</b>	<b>5</b>	<b>.600</b>	<b>0</b>	<b>1</b>	<b>.000</b>	<b>2</b>	<b>6</b>	<b>.333</b>	<b>0</b>	<b>3</b>	<b>3</b>	<b>1.0</b>	<b>4</b>	<b>0</b>	<b>1</b>	<b>1</b>	<b>0</b>	<b>1</b>	<b>8</b>	<b>2.7</b>



**12 Allie Craig Cruce**

**SOPHOMORE**

Forward • 6-1 • Killen, Ala.  
Lauderdale County HS

**CAREER HIGHS**

Points	12	Southeastern Louisiana (11/7/18)
Rebounds	9	vs. Tulsa (12/1/18)
Assists	5	Northwestern St. (12/16/18)
Steals	2	2X, last vs. Tulsa (12/1/18)
Blocks	2	SE Louisiana (12/29/19)
Minutes	24	2X, last vs. Northwestern St. (12/16/18)
Field Goals	4	vs. Mercer (11/17/19)
FG Att.	8	2X, last vs. Mercer (11/17/19)
3-Point FG	2	at SMU (11/15/18)
3-Point Att.	4	2X, last at Missouri (3/3/19)
Free Throws	6	Southeastern Louisiana (11/7/18)
FT Att.	8	Southeastern Louisiana (11/7/18)

**2019-20 SEASON HIGHS**

Points	9	vs. Mercer (11/17/19)
Rebounds	3	vs. Mercer (11/17/19)
Assists	1	vs. Mercer (11/17/19)
Steals		
Blocks	2	SE Louisiana (12/29/19)
Minutes	13	vs. Mercer (11/17/19)
Field Goals	4	vs. Mercer (11/17/19)
FG Att.	8	vs. Mercer (11/17/19)
3-Point FG	1	2X, last vs. SE Louisiana (12/29/19)
3-Point Att.	2	vs. Mercer (11/17/19)
Free Throws		
FT Att.		

**MISCELLANEOUS STATS**

CATEGORY	2019-20	CAREER
Games Started		1
Double-digit scoring		2
20+ point games		
Double-digit rebounding		
Double-doubles		
Led UA in scoring		
Led UA in rebounding		1
Led UA in assists		1
Led UA in steals		1
Led UA in blocks	1	2

**CAREER HIGHLIGHTS**

**2019-20 NOTES**

- Saw her first action of the season and put in nine points and three rebounds in the victory vs. Mercer (11/17)



**CRUCE'S 2019-20 GAME-BY-GAME STATS**

OPPONENT	DATE	GS	MIN	FG	FGA	PCT	3FG	FGA	PCT	FT	FTA	PCT	OFF	DEF	TOT	AVG	PF	A	TO	BLK	STL	PTS	AVG
HAMPTON	11/6	DNP																					
at Clemson	11/12	DNP																					
MERCER	11/17		13	4	8	.500	1	2	.500	0	0	.000	1	2	3	3.0	0	1	1	0	0	9	9.0
at South Alabama	11/21		0	0	0	.000	0	0	.000	0	0	.000	0	0	0	1.5	0	0	0	0	0	0	4.5
at Tulane	11/24	DNP																					
vs Northern Iowa	11/29	DNP																					
vs Southern California	11/30	DNP																					
IOWA STATE	12/5	DNP																					
COLGATE	12/8		2	1	1	1.000	0	0	.000	0	0	.000	0	0	0	1.0	0	0	0	0	0	2	3.7
NORTH CAROLINA	12/15	DNP																					
BETHUNE-COOKMAN	12/17		4	0	0	.000	0	0	.000	0	0	.000	0	0	0	0.8	1	0	0	0	0	0	2.8
RADFORD	12/20		5	1	1	1.000	0	0	.000	0	0	.000	0	1	1	0.8	2	0	0	0	0	2	2.6
SOUTHEASTERN LOUISIANA	12/29		10	2	2	1.000	1	1	1.000	0	0	.000	0	1	1	0.8	1	0	1	2	0	5	3.0
at LSU *	1/2	DNP																					
SOUTH CAROLINA *	1/5	DNP																					
KENTUCKY *	1/9		1	0	0	.000	0	0	.000	0	0	.000	0	0	0	0.7	0	0	0	0	0	0	2.6
at Auburn *	1/12																						
at Tennessee *	1/20																						
TEXAS A&M *	1/23																						
VANDERBILT *	1/26																						
ARKANSAS *	1/30																						
at Ole Miss *	2/2																						
at Kentucky *	2/6																						
AUBURN *	2/9																						
at Georgia *	2/16																						
FLORIDA *	2/20																						
at Mississippi State *	2/23																						
at Texas A&M *	2/27																						
MISSOURI *	3/1																						

\* indicates Southeastern Conference opponent

**CRUCE'S CAREER STATS**

YEAR	GP	GS	MIN	AVG	FG	FGA	PCT	3FG	3FGA	PCT	FT	FTA	PCT	OFF	DEF	TOT	AVG	PF	FO	AST	TO	BLK	STL	PTS	AVG
2018-19	31	1	304	9.8	19	65	.292	9	38	.237	17	24	.708	13	42	55	1.8	34	0	20	27	2	10	64	2.1
2019-20	7	0	35	5.0	8	12	.667	2	3	.667	0	0	.000	1	4	5	0.7	4	0	1	2	2	0	18	2.6
<b>TOTAL</b>	<b>38</b>	<b>1</b>	<b>339</b>	<b>8.9</b>	<b>27</b>	<b>77</b>	<b>.351</b>	<b>11</b>	<b>41</b>	<b>.268</b>	<b>17</b>	<b>24</b>	<b>.708</b>	<b>14</b>	<b>46</b>	<b>60</b>	<b>1.6</b>	<b>38</b>	<b>0</b>	<b>21</b>	<b>29</b>	<b>4</b>	<b>10</b>	<b>82</b>	<b>2.2</b>



**22 Ariyah Copeland**

**JUNIOR**

Forward • 6-3 • Columbus, Ga.  
Columbus HS

**CAREER HIGHS**

Points	26	Northwestern St. (12/16/18)
Rebounds	15	Alabama A&M (11/10/17)
Assists	3	Colgate (12/8/19)
Steals	3	5X, last at Missouri (3/3/19)
Blocks	6	Clemson (11/19/18)
Minutes	36	Auburn (1/10/19)
Field Goals	10	Northwestern St. (12/16/18)
FG Att.	13	3X, last vs. Colgate (12/8/19)
3-Point FG		
3-Point Att.	1	3X, last at Tulane (11/24/19)
Free Throws	5	vs. Hampton (11/6/19)
FT Att.	6	4X, last vs. Hampton (11/6/19)

**2019-20 SEASON HIGHS**

Points	15	Colgate (12/8/19)
Rebounds	11	Hampton (11/6/19)
Assists	3	Colgate (12/8/19)
Steals	2	at LSU (1/2/20)
Blocks	1	8X, last vs. Kentucky (1/9/20)
Minutes	26	2X, last vs. Kentucky (1/9/20)
Field Goals	7	Colgate (12/8/19)
FG Att.	13	Colgate (12/8/19)
3-Point FG		
3-Point Att.	1	at Tulane (11/24/19)
Free Throws	5	Hampton (11/6/19)
FT Att.	6	Hampton (11/6/19)

**MISCELLANEOUS STATS**

CATEGORY	2019-20	CAREER
Games Started	14	36
Double-digit scoring	6	17
20+ point games		1
Double-digit rebounding	1	7
Double-doubles	1	6
Led UA in scoring	1	4
Led UA in rebounding	4	15
Led UA in assists		
Led UA in steals	3	10
Led UA in blocks		20

**CAREER HIGHLIGHTS**

- Six career double-doubles

**2019-20 NOTES**

- Compiled her sixth career double-double in the season opener against Hampton (11/6) after putting up 11 points and 11 rebounds
- Added 10 points and seven rebounds in the win over Clemson (11/12)
- Chipped in 10 points on 5-of-7 shooting against Iowa State (12/5)
- Poured in 15 points to go along with six rebounds in the win over Colgate (12/8)
- Was one rebound shy of a double-double, after putting up 12 points and nine boards in the win over UNC (12/15)
- Tied for a team-high with 15 points on 6-of-8 shooting against No. 14 Kentucky (1/9)



**COPELAND'S 2019-20 GAME-BY-GAME STATS**

OPPONENT	DATE	GS	MIN	FG	FGA	PCT	3FG	FGA	PCT	FT	FTA	PCT	OFF	DEF	TOT	AVG	PF	A	TO	BLK	STL	PTS	AVG
HAMPTON	11/6	*	24	3	6	.500	0	0	.000	5	6	.833	6	5	11	11.0	3	0	1	1	1	11	11.0
at Clemson	11/12	*	24	5	9	.556	0	0	.000	0	0	.000	5	2	7	9.0	4	0	2	0	0	10	10.5
MERCER	11/17	*	15	2	3	.667	0	0	.000	2	3	.667	0	5	5	7.7	0	0	0	1	0	6	9.0
at South Alabama	11/21	*	22	3	7	.429	0	0	.000	1	4	.250	3	3	6	7.3	2	0	2	1	1	7	8.5
at Tulane	11/24	*	20	2	6	.333	0	1	.000	2	2	1.000	2	1	3	6.4	1	0	2	0	1	6	8.0
vs Northern Iowa	11/29	*	22	2	3	.667	0	0	.000	0	0	.000	1	2	3	5.9	4	1	2	0	0	4	7.1
vs Southern California	11/30	*	25	3	5	.600	0	0	.000	0	2	.000	3	3	6	6.3	2	0	1	0	1	6	7.7
IOWA STATE	12/5	*	20	5	7	.714	0	0	.000	0	1	.000	2	1	3	5.5	2	0	0	1	0	10	7.5
COLGATE	12/8	*	22	7	13	.538	0	0	.000	1	1	1.000	2	4	6	5.6	0	3	1	1	0	15	8.3
NORTH CAROLINA	12/15	*	23	5	7	.714	0	0	.000	2	2	1.000	3	6	9	5.9	1	0	1	1	0	12	8.7
BETHUNE-COOKMAN	12/17	DNP																					
RADFORD	12/20	DNP																					
SOUTHEASTERN LOUISIANA	12/29	*	10	0	2	.000	0	0	.000	0	0	.000	0	1	1	5.5	1	0	0	0	1	0	7.9
at LSU *	1/2	*	19	1	2	.500	0	0	.000	0	0	.000	2	2	4	5.3	2	0	1	1	2	2	7.4
SOUTH CAROLINA *	1/5	*	26	3	6	.500	0	0	.000	1	3	.333	2	5	7	5.5	3	0	1	0	0	7	7.4
KENTUCKY *	1/9	*	26	6	8	.750	0	0	.000	3	5	.600	0	3	3	5.3	1	1	2	1	1	15	7.9
at Auburn *	1/12																						
at Tennessee *	1/20																						
TEXAS A&M *	1/23																						
VANDERBILT *	1/26																						
ARKANSAS *	1/30																						
at Ole Miss *	2/2																						
at Kentucky *	2/6																						
AUBURN *	2/9																						
at Georgia *	2/16																						
FLORIDA *	2/20																						
at Mississippi State *	2/23																						
at Texas A&M *	2/27																						
MISSOURI *	3/1																						

\* indicates Southeastern Conference opponent

**COPELAND'S CAREER STATS**

YEAR	GP	GS	MIN	AVG	FG	FGA	PCT	3FG	3FGA	PCT	FT	FTA	PCT	OFF	DEF	TOT	AVG	PF	FO	AST	TO	BLK	STL	PTS	AVG
2017-18	25	0	198	7.9	27	64	.422	0	0	.000	22	35	.629	24	41	65	2.6	19	0	2	11	10	9	76	3.0
2018-19	31	22	819	26.4	110	196	.561	0	2	.000	40	71	.563	80	135	215	6.9	69	2	5	57	38	31	260	8.4
2019-20	14	14	298	21.3	47	84	.560	0	1	.000	17	29	.586	31	43	74	5.3	30	1	5	16	8	8	111	7.9
<b>TOTAL</b>	<b>70</b>	<b>36</b>	<b>1315</b>	<b>18.8</b>	<b>184</b>	<b>344</b>	<b>.535</b>	<b>0</b>	<b>3</b>	<b>.000</b>	<b>79</b>	<b>135</b>	<b>.585</b>	<b>135</b>	<b>219</b>	<b>354</b>	<b>5.1</b>	<b>118</b>	<b>3</b>	<b>12</b>	<b>84</b>	<b>56</b>	<b>48</b>	<b>447</b>	<b>6.4</b>





**23** **Brittany Davis**

**SOPHOMORE**

Guard • 5-9 • Manchester, Ga.  
Greenville HS/Gulf Coast State College

**CAREER HIGHS**

Points	23	UNC (12/15/19)
Rebounds	5	UNC (12/15/19)
Assists	3	Colgate (12/8/19)
Steals	3	at South Alabama (11/21/19)
Blocks		
Minutes	27	Radford (12/27/19)
Field Goals	10	UNC (12/15/19)
FG Att.	12	UNC (12/15/19)
3-Point FG	3	4X, last vs. UNC (12/15/19)
3-Point Att.	8	Colgate (12/8/19)
Free Throws	3	2X, last vs. Radford (12/20/19)
FT Att.	4	2X, last vs. Radford (12/20/19)

**2019-20 SEASON HIGHS**

Points	23	UNC (12/15/19)
Rebounds	5	UNC (12/15/19)
Assists	3	Colgate (12/8/19)
Steals	3	at South Alabama (11/21/19)
Blocks		
Minutes	27	Radford (12/27/19)
Field Goals	10	UNC (12/15/19)
FG Att.	12	UNC (12/15/19)
3-Point FG	3	4X, last vs. UNC (12/15/19)
3-Point Att.	8	Colgate (12/8/19)
Free Throws	3	3X, last vs. SE Louisiana (12/29/19)
FT Att.	4	3X, last vs. SE Louisiana (12/29/19)

**MISCELLANEOUS STATS**

CATEGORY	2019-20	CAREER
Games Started		
Double-digit scoring	6	6
20+ point games	1	1
Double-digit rebounding		
Double-doubles		
Led UA in scoring	1	1
Led UA in rebounding		
Led UA in assists		
Led UA in steals	1	1
Led UA in blocks		

**CAREER HIGHLIGHTS**

- SEC Player of the Week (12/17)
- College Sports Madness National Player of the Week (12/16)
- NCAA Starting Five (12/18)

**2019-20 NOTES**

- Added 13 points including going 3-of-6 from beyond the three-point line in her first career game against Hampton (11/6)
- Put in 12 points on 5-of-8 shooting in the win vs. Mercer (11/17)
- Dropped in 12 points, including going 3-of-6 from beyond the arc against Iowa State (12/5)
- Knocked down three shots from behind the three-point line on her way to 11 points off the bench vs. Colgate (12/8)
- Poured in a career-high 23 points (10-of-12 shooting) to go along with a career-best five rebounds in the win over UNC (12/15)



**DAVIS' 2019-20 GAME-BY-GAME STATS**

OPPONENT	DATE	GS	MIN	FG	FGA	PCT	3FG	FGA	PCT	FT	FTA	PCT	OFF	DEF	TOT	AVG	PF	A	TO	BLK	STL	PTS	AVG
HAMPTON	11/6		21	4	10	.400	3	6	.500	2	2	1.000	1	3	4	4.0	2	0	2	0	0	13	13.0
at Clemson	11/12		21	2	7	.286	1	5	.200	3	4	.750	2	1	3	3.5	1	1	3	0	1	8	10.5
MERCER	11/17		19	5	8	.625	2	2	1.000	0	0	.000	0	3	3	3.3	2	1	2	0	1	12	11.0
at South Alabama	11/21		17	1	6	.167	0	3	.000	0	0	.000	0	1	1	2.8	1	1	1	0	3	2	8.8
at Tulane	11/24		10	2	2	1.000	1	1	1.000	0	0	.000	0	0	0	2.2	0	0	0	0	0	5	8.0
vs Northern Iowa	11/29		7	1	2	.500	0	1	.000	0	0	.000	0	0	0	2.1	3	0	1	0	0	2	7.1
vs Southern California	11/30		18	0	8	.000	0	4	.000	1	2	.500	2	2	4	2.5	2	0	2	0	0	1	6.1
IOWA STATE	12/5		15	4	7	.571	3	6	.500	1	2	.500	0	1	1	2.0	1	1	1	0	0	12	6.9
COLGATE	12/8		24	4	9	.444	3	8	.375	0	0	.000	0	3	3	2.1	1	3	1	0	1	11	7.3
NORTH CAROLINA	12/15		24	10	12	.833	3	5	.600	0	0	.000	0	5	5	2.4	2	2	1	0	0	23	8.9
BETHUNE-COOKMAN	12/17		24	2	10	.200	0	4	.000	0	0	.000	1	2	3	2.5	2	0	1	0	0	4	8.5
RADFORD	12/20		27	3	5	.600	2	3	.667	3	4	.750	0	1	1	2.3	2	2	1	0	0	11	8.7
SOUTHEASTERN LOUISIANA	12/29		18	1	7	.143	0	2	.000	3	4	.750	0	2	2	2.3	1	2	0	0	0	5	8.4
at LSU *	1/2		10	0	4	.000	0	1	.000	0	0	.000	0	0	0	2.1	0	0	3	0	0	0	7.8
SOUTH CAROLINA *	1/5		6	0	2	.000	0	0	.000	0	0	.000	0	1	1	2.1	0	0	2	0	0	0	7.3
KENTUCKY *	1/9		9	1	1	1.000	0	0	.000	1	2	.500	0	1	1	2.0	1	0	3	0	0	3	7.0
at Auburn *	1/12																						
at Tennessee *	1/20																						
TEXAS A&M *	1/23																						
VANDERBILT *	1/26																						
ARKANSAS *	1/30																						
at Ole Miss *	2/2																						
at Kentucky *	2/6																						
AUBURN *	2/9																						
at Georgia *	2/16																						
FLORIDA *	2/20																						
at Mississippi State *	2/23																						
at Texas A&M *	2/27																						
MISSOURI *	3/1																						

\* indicates Southeastern Conference opponent

**DAVIS' CAREER STATS**

YEAR	GP	GS	MIN	AVG	FG	FGA	PCT	3FG	3FGA	PCT	FT	FTA	PCT	OFF	DEF	TOT	AVG	PF	FO	AST	TO	BLK	STL	PTS	AVG
2019-20	16	0	270	16.9	40	100	.400	18	51	.353	14	20	.700	6	26	32	2.0	21	0	13	24	0	6	112	7.0
<b>TOTAL</b>	<b>16</b>	<b>0</b>	<b>270</b>	<b>16.9</b>	<b>40</b>	<b>100</b>	<b>.400</b>	<b>18</b>	<b>51</b>	<b>.353</b>	<b>14</b>	<b>20</b>	<b>.700</b>	<b>6</b>	<b>26</b>	<b>32</b>	<b>2.0</b>	<b>21</b>	<b>0</b>	<b>13</b>	<b>24</b>	<b>0</b>	<b>6</b>	<b>112</b>	<b>7.0</b>



**24 De'Sha Benjamin**

**SOPHOMORE**

Guard • 6-0 • Augusta, Ga.  
Lucy C. Laney HS

**CAREER HIGHS**

Points	16	2X, last vs. Mercer (11/17/19)
Rebounds	10	Bethune-Cookman (12/17/19)
Assists	3	at Georgia (1/27/19)
Steals	2	4X, last vs. South Alabama (12/5/18)
Blocks	1	4X, last vs. Virginia (12/20/18)
Minutes	34	at Georgia (1/27/19)
Field Goals	6	2X, last vs. Southern Cal (11/30/19)
FG Att.	12	vs. Southern Cal (11/30/19)
3-Point FG	3	3X, last at Arkansas (1/24/19)
3-Point Att.	7	South Alabama (12/5/18)
Free Throws	9	Bethune-Cookman (12/17/19)
FT Att.	12	Bethune-Cookman (12/17/19)

**2019-20 SEASON HIGHS**

Points	16	Mercer (11/17/19)
Rebounds	10	Bethune-Cookman (12/17/19)
Assists	2	at Tulane (11/24/19)
Steals	1	5X, last vs. Colgate (12/8/19)
Blocks		
Minutes	27	Bethune-Cookman (12/17/19)
Field Goals	6	2X, last vs. Southern Cal (11/30/19)
FG Att.	12	vs. Southern Cal (11/30/19)
3-Point FG	2	2X, last vs. South Carolina (1/5/20)
3-Point Att.	3	3X, last vs. Southern Cal (11/17/19)
Free Throws	9	Bethune-Cookman (12/17/19)
FT Att.	12	Bethune-Cookman (12/17/19)

**MISCELLANEOUS STATS**

CATEGORY	2019-20	CAREER
Games Started		4
Double-digit scoring	4	12
20+ point games		
Double-digit rebounding	2	2
Double-doubles	2	2
Led UA in scoring	2	2
Led UA in rebounding	2	4
Led UA in assists		1
Led UA in steals		3
Led UA in blocks		3

**CAREER HIGHLIGHTS**

- SEC Co-Freshman of the Week (12/18/18)
- Two career double-doubles

**2019-20 NOTES**

- Had a career day against Mercer (11/17), compiling her first career double-double with 16 points (tied career high) and 10 rebounds (career high)
- Led the team with 13 points in the loss to Southern Cal (11/30)
- Tallied 11 points, including the final four points to close out the win over UNC (12/15)
- Picked up her second double-double of the season after putting in 15 points (9-of-12 from the free throw line) and a career-high 11 rebounds in the victory against Bethune-Cookman (12/17)
- Chipped in 11 points and five rebounds in the win against SE Louisiana (12/29)
- Added 12 points (6-of-6 from free throw line) off the bench in the loss vs. No. 4/5 South Carolina (1/5)



**BENJAMIN'S 2019-20 GAME-BY-GAME STATS**

OPPONENT	DATE	GS	MIN	FG	FGA	PCT	3FG	FGA	PCT	FT	FTA	PCT	OFF	DEF	TOT	AVG	PF	A	TO	BLK	STL	PTS	AVG
HAMPTON	11/6	10	1	7	.143	0	3	.000	0	1	.000	1	2	3	3.0	0	0	1	0	0	0	2	2.0
at Clemson	11/12	10	2	4	.500	0	2	.000	1	2	.500	0	0	0	1.5	2	0	0	0	0	1	5	3.5
MERCER	11/17	17	6	8	.750	2	3	.667	2	3	.667	4	6	10	4.3	0	1	1	0	1	16	7.7	
at South Alabama	11/21	16	2	5	.400	0	1	.000	1	2	.500	1	5	6	4.8	2	0	1	0	1	5	7.0	
at Tulane	11/24	16	0	3	.000	0	2	.000	1	2	.500	1	2	3	4.4	0	2	0	0	0	1	5.8	
vs Northern Iowa	11/29	18	4	8	.500	1	4	.250	0	0	.000	0	2	2	3.9	5	0	1	0	0	9	7.3	
vs Southern California	11/30	21	6	12	.500	0	3	.000	1	3	.333	1	2	3	4.2	1	0	0	0	1	13	7.0	
IOWA STATE	12/5	12	0	3	.000	0	2	.000	2	2	1.000	0	1	1	3.5	0	0	1	0	0	2	6.6	
COLGATE	12/8	19	3	4	.750	0	0	.000	1	2	.500	1	4	5	3.7	0	0	1	0	1	7	6.7	
NORTH CAROLINA	12/15	15	4	6	.667	0	0	.000	3	3	1.000	0	1	1	3.4	2	0	1	0	0	11	7.1	
BETHUNE-COOKMAN	12/17	27	3	6	.500	0	0	.000	9	12	.750	3	8	11	4.1	2	0	6	0	0	15	7.8	
RADFORD	12/20	21	3	7	.429	1	2	.500	1	1	1.000	1	3	4	4.1	2	0	2	0	0	8	7.8	
SOUTHEASTERN LOUISIANA	12/29	16	4	5	.800	1	1	1.000	2	3	.667	1	4	5	4.2	0	0	1	0	0	11	8.1	
at LSU *	1/2	15	3	4	.750	1	2	.500	1	2	.500	0	1	1	3.9	2	1	0	0	0	8	8.1	
SOUTH CAROLINA *	1/5	21	2	5	.400	2	2	1.000	6	6	1.000	0	4	4	3.9	3	1	2	0	0	12	8.3	
KENTUCKY *	1/9	18	2	6	.333	0	2	.000	0	0	.000	2	2	4	3.9	0	1	1	0	0	4	8.1	
at Auburn *	1/12																						
at Tennessee *	1/20																						
TEXAS A&M *	1/23																						
VANDERBILT *	1/26																						
ARKANSAS *	1/30																						
at Ole Miss *	2/2																						
at Kentucky *	2/6																						
AUBURN *	2/9																						
at Georgia *	2/16																						
FLORIDA *	2/20																						
at Mississippi State *	2/23																						
at Texas A&M *	2/27																						
MISSOURI *	3/1																						

\* indicates Southeastern Conference opponent

**BENJAMIN'S CAREER STATS**

YEAR	GP	GS	MIN	AVG	FG	FGA	PCT	3FG	3FGA	PCT	FT	FTA	PCT	OFF	DEF	TOT	AVG	PF	FO	AST	TO	BLK	STL	PTS	AVG
2018-19	25	4	467	18.7	47	150	.313	27	74	.365	35	46	.761	26	60	86	3.4	34	0	20	34	4	12	156	6.2
2019-20	16	0	272	17.0	45	93	.484	8	29	.276	31	44	.705	16	47	63	3.9	21	1	6	19	0	5	129	8.1
<b>TOTAL</b>	<b>41</b>	<b>4</b>	<b>739</b>	<b>18.0</b>	<b>92</b>	<b>243</b>	<b>.379</b>	<b>35</b>	<b>103</b>	<b>.340</b>	<b>66</b>	<b>90</b>	<b>.733</b>	<b>42</b>	<b>107</b>	<b>149</b>	<b>3.6</b>	<b>55</b>	<b>1</b>	<b>26</b>	<b>53</b>	<b>4</b>	<b>17</b>	<b>285</b>	<b>7.0</b>





**25 Ashley Knight**

**SENIOR**

Forward • 6-5 • Austin, Texas  
Lyndon B. Johnson

**CAREER HIGHS**

Points	19	Alabama A&M (11/27/16)
Rebounds	13	Alabama A&M (11/27/16)
Assists	2	at Georgia Tech (3/26/17)
Steals	2	5X, last at LSU (1/2/20)
Blocks	7	Alabama A&M (11/10/17)
Minutes	28	Bethune-Cookman (12/17/19)
Field Goals	9	Alabama A&M (11/27/16)
FG Att.	14	McNeese State (12/19/16)
3-Point FG		
3-Point Att.	1	at Texas A&M (1/13/19)
Free Throws	4	3X, last at LSU (2/25/18)
FT Att.	6	Kansas (12/4/16)

**2019-20 SEASON HIGHS**

Points	10	Radford (12/20/19)
Rebounds	8	2X, last vs. Radford (12/20/19)
Assists	1	3X, last vs. Radford (12/20/19)
Steals	2	2X, last at LSU (1/2/20)
Blocks	5	Bethune-Cookman (12/17/19)
Minutes	28	Bethune-Cookman (12/17/19)
Field Goals	4	3X, last vs. Radford (12/20/19)
FG Att.	9	Bethune-Cookman (12/17/19)
3-Point FG		
3-Point Att.		
Free Throws	2	2X, last vs. South Carolina (1/5/20)
FT Att.	3	Radford (12/20/19)

**MISCELLANEOUS STATS**

CATEGORY	2019-20	CAREER
Games Started	2	23
Double-digit scoring	1	12
20+ point games		
Double-digit rebounding		3
Double-doubles		3
Led UA in scoring		1
Led UA in rebounding		10
Led UA in assists		1
Led UA in steals	4	6
Led UA in blocks	11	67

**CAREER HIGHLIGHTS**

- All-time career blocks leader at Alabama with 198 blocks
- SEC active leader in blocks
- Currently holds the highest career field goal percentage (56.4) in Alabama history
- Alabama single-season record holder in blocks (90 in 2016-17)
- 2017 SEC All-Freshman Team
- SEC Freshman of the Week (Dec. 20, 2016)
- Three career double-doubles

**2019-20 NOTES**

- Totaled eight points, six rebounds and four blocks in the win at South Alabama (11/21)
- Broke the all-time blocks record after tallying three in the win over UNC (12/15)
- Added eight points, seven rebounds and five blocks in a career-high 28 minutes in her first start of the season versus Bethune-Cookman (12/17)
- Went a perfect 4-of-4 from the field on her way to 10 points and eight rebounds in the win over Radford (12/20)



**KNIGHT'S 2019-20 GAME-BY-GAME STATS**

OPPONENT	DATE	GS	MIN	FG	FGA	PCT	3FG	FGA	PCT	FT	FTA	PCT	OFF	DEF	TOT	AVG	PF	A	TO	BLK	STL	PTS	AVG
HAMPTON	11/6		5	0	1	.000	0	0	.000	0	0	.000	0	0	0	0.0	1	0	0	2	0	0	0.0
at Clemson	11/12		5	0	1	.000	0	0	.000	1	2	.500	0	1	1	0.5	2	0	1	1	1	1	0.5
MERCER	11/17		6	3	5	.600	0	0	.000	0	0	.000	2	0	2	1.0	0	0	0	1	0	6	2.3
at South Alabama	11/21		12	4	6	.667	0	0	.000	0	0	.000	3	3	6	2.3	3	0	0	4	0	8	3.8
at Tulane	11/24		13	3	5	.600	0	0	.000	1	2	.500	2	2	4	2.6	0	0	0	3	1	7	4.4
vs Northern Iowa	11/29		11	2	2	1.000	0	0	.000	0	0	.000	0	1	1	2.6	2	1	1	1	0	4	4.0
vs Southern California	11/30		9	1	1	1.000	0	0	.000	0	0	.000	2	2	4	2.8	1	0	1	2	0	2	4.0
IOWA STATE	12/5		17	1	1	1.000	0	0	.000	0	0	.000	0	2	2	2.5	3	0	2	2	0	2	3.8
COLGATE	12/8		12	1	1	1.000	0	0	.000	0	0	.000	1	2	3	2.6	0	0	0	0	0	2	3.6
NORTH CAROLINA	12/15		18	1	1	1.000	0	0	.000	0	0	.000	2	6	8	3.1	4	0	1	3	0	2	3.4
BETHUNE-COOKMAN	12/17	*	28	4	9	.444	0	0	.000	0	0	.000	2	5	7	3.5	4	1	1	5	0	8	3.8
RADFORD	12/20	*	27	4	4	1.000	0	0	.000	2	3	.667	1	7	8	3.8	2	1	0	2	2	10	4.3
SOUTHEASTERN LOUISIANA	12/29		15	3	4	.750	0	0	.000	0	0	.000	2	4	6	4.0	0	0	1	0	1	6	4.5
at LSU *	1/2		21	2	2	1.000	0	0	.000	1	2	.500	1	1	2	3.9	4	0	0	1	2	5	4.5
SOUTH CAROLINA *	1/5		14	1	2	.500	0	0	.000	2	2	1.000	1	1	2	3.7	2	0	1	0	0	4	4.5
KENTUCKY *	1/9		13	1	3	.333	0	0	.000	2	2	1.000	1	3	4	3.8	2	0	1	2	1	4	4.4
at Auburn *	1/12																						
at Tennessee *	1/20																						
TEXAS A&M *	1/23																						
VANDERBILT *	1/26																						
ARKANSAS *	1/30																						
at Ole Miss *	2/2																						
at Kentucky *	2/6																						
AUBURN *	2/9																						
at Georgia *	2/16																						
FLORIDA *	2/20																						
at Mississippi State *	2/23																						
at Texas A&M *	2/27																						
MISSOURI *	3/1																						

\* indicates Southeastern Conference opponent

**KNIGHT'S CAREER STATS**

YEAR	GP	GS	MIN	AVG	FG	FGA	PCT	3FG	3FGA	PCT	FT	FTA	PCT	OFF	DEF	TOT	AVG	PF	FO	AST	TO	BLK	STL	PTS	AVG
2016-17	36	6	641	17.8	97	177	.548	0	0	.000	29	55	.527	66	112	178	4.9	83	4	8	42	90	10	223	6.2
2017-18	30	7	453	15.1	69	119	.580	0	0	.000	23	33	.697	46	60	106	3.5	66	1	5	35	59	7	161	5.4
2018-19	28	8	308	11.0	37	71	.521	0	0	.000	13	20	.650	27	34	61	2.2	51	0	3	22	20	0	87	3.1
2019-20	16	2	226	14.1	31	48	.646	0	0	.000	9	13	.692	20	40	60	3.8	32	0	3	10	29	8	71	4.4
<b>TOTAL</b>	<b>110</b>	<b>23</b>	<b>1628</b>	<b>14.8</b>	<b>234</b>	<b>415</b>	<b>.564</b>	<b>0</b>	<b>0</b>	<b>.000</b>	<b>74</b>	<b>121</b>	<b>.612</b>	<b>159</b>	<b>246</b>	<b>405</b>	<b>3.7</b>	<b>232</b>	<b>5</b>	<b>19</b>	<b>109</b>	<b>198</b>	<b>25</b>	<b>542</b>	<b>4.9</b>



**40 Jasmine Walker**

**JUNIOR**

Forward • 6-3 • Montgomery, Ala.  
Jefferson Davis HS/Florida State

**CAREER HIGHS (AT ALABAMA)**

Points	24	Grambling State (11/23/18)
Rebounds	15	Kentucky (2/11/19)
Assists	7	vs. Auburn (3/9/19)
Steals	5	Georgia (2/24/19)
Blocks	3	at LSU (1/2/20)
Minutes	42	Georgia (2/24/19)
Field Goals	10	Grambling State (11/23/18)
FG Att.	20	Tulane (12/8/18)
3-Point FG	5	Florida (1/3/19)
3-Point Att.	8	2X, last vs. Auburn (1/10/19)
Free Throws	5	at South Carolina (1/6/19)
FT Att.	6	2X, last at South Carolina (1/6/19)

**2019-20 SEASON HIGHS**

Points	17	vs. Northern Iowa (11/29/19)
Rebounds	11	3X, last at LSU (1/2/20)
Assists	2	5X, last vs. South Carolina (1/5/20)
Steals	3	at Clemson (11/12/19)
Blocks	3	at LSU (1/2/20)
Minutes	37	vs. Northern Iowa (11/29/19)
Field Goals	7	vs. Northern Iowa (11/29/19)
FG Att.	16	at Clemson (11/12/19)
3-Point FG	4	Mercer (11/17/19)
3-Point Att.	7	3X, last vs. South Carolina (1/5/20)
Free Throws	4	2X, last vs. Kentucky (1/9/20)
FT Att.	6	Kentucky (1/9/20)

**MISCELLANEOUS STATS**

CATEGORY	2019-20	CAREER
Games Started	16	47
Double-digit scoring	8	33
20+ point games		4
Double-digit rebounding	3	10
Double-doubles	2	8
Led UA in scoring	4	13
Led UA in rebounding	7	22
Led UA in assists		4
Led UA in steals	1	10
Led UA in blocks	2	6

**CAREER HIGHLIGHTS**

- Eight career double-doubles

**2019-20 NOTES**

- Totaled 11 of her 13 points in the second half against Clemson (11/12)
- Chipped in 12 points on 4-of-5 shooting from beyond the arc in the victory over Mercer (11/17)
- One point shy of earning a double-double with nine points and 11 rebounds against USA (11/21)
- Added 13 points in the road win over Tulane (11/24)
- Totaled 17 points after shooting 7-of-14 from the floor, while adding nine rebounds in the win over UNI (11/29)
- Earned her first double-double of the season with 16 points and 11 rebounds against Colgate (12/8)
- Led the team with 14 points and nine rebounds in the victory against Radford (12/20)
- Tallied her second double-double of the season with 16 points and 11 boards in the loss at LSU (1/2)
- Had 13 points in the loss vs. No. 4/5 South Carolina (1/5)
- Tied for a team-high with 15 points to go along with a game-high eight rebounds versus No. 14 Kentucky (1/9)



**WALKER'S 2019-20 GAME-BY-GAME STATS**

OPPONENT	DATE	GS	MIN	FG	FGA	PCT	3FG	FGA	PCT	FT	FTA	PCT	OFF	DEF	TOT	AVG	PF	A	TO	BLK	STL	PTS	AVG
HAMPTON	11/6	*	30	2	13	.154	1	6	.167	0	0	.000	4	5	9	9.0	1	2	1	0	1	5	5.0
at Clemson	11/12	*	31	5	16	.313	1	6	.167	2	3	.667	3	2	5	7.0	2	0	4	0	3	13	9.0
MERCER	11/17	*	16	4	7	.571	4	5	.800	0	0	.000	0	4	4	6.0	0	1	1	0	0	12	10.0
at South Alabama	11/21	*	27	4	9	.444	1	3	.333	0	2	.000	4	7	11	7.3	3	0	3	0	2	9	9.8
at Tulane	11/24	*	35	5	12	.417	1	3	.333	2	4	.500	1	3	4	6.6	0	1	1	0	0	13	10.4
vs Northern Iowa	11/29	*	37	7	14	.500	3	6	.500	0	0	.000	2	7	9	6.9	1	1	1	0	1	17	11.1
vs Southern California	11/30	*	27	3	10	.300	2	7	.286	1	1	1.000	1	5	6	6.5	3	0	3	0	1	9	10.2
IOWA STATE	12/5	*	33	2	6	.333	1	5	.200	2	2	1.000	2	4	6	6.8	2	2	5	0	0	7	10.6
COLGATE	12/8	*	32	5	10	.500	4	7	.571	2	2	1.000	1	10	11	7.2	2	0	4	2	0	16	11.2
NORTH CAROLINA	12/15	*	27	1	9	.111	0	3	.000	1	2	.500	2	1	3	6.8	1	2	0	1	0	3	10.4
BETHUNE-COOKMAN	12/17	*	20	2	4	.500	1	3	.333	1	1	1.000	0	4	4	6.5	3	0	1	0	1	6	10.0
RADFORD	12/20	*	27	6	8	.750	2	3	.667	0	0	.000	1	8	9	6.8	2	0	3	1	1	14	10.3
SOUTHEASTERN LOUISIANA	12/29	*	23	2	3	.667	1	2	.500	0	0	.000	1	4	5	6.6	2	2	1	1	0	5	9.9
at LSU *	1/2	*	33	5	12	.417	2	6	.333	4	5	.800	5	6	11	6.9	1	1	0	3	0	16	10.4
SOUTH CAROLINA *	1/5	*	30	5	13	.385	3	7	.429	0	0	.000	0	3	3	6.7	2	2	1	0	1	13	10.5
KENTUCKY *	1/9	*	35	4	8	.500	3	4	.750	4	6	.667	2	6	8	6.8	0	0	3	0	1	15	10.8
at Auburn *	1/12																						
at Tennessee *	1/20																						
TEXAS A&M *	1/23																						
VANDERBILT *	1/26																						
ARKANSAS *	1/30																						
at Ole Miss *	2/2																						
at Kentucky *	2/6																						
AUBURN *	2/9																						
at Georgia *	2/16																						
FLORIDA *	2/20																						
at Mississippi State *	2/23																						
at Texas A&M *	2/27																						
MISSOURI *	3/1																						

\* indicates Southeastern Conference opponent

**WALKER'S CAREER STATS**

YEAR	GP	GS	MIN	AVG	FG	FGA	PCT	3FG	3FGA	PCT	FT	FTA	PCT	OFF	DEF	TOT	AVG	PF	FO	AST	TO	BLK	STL	PTS	AVG
2017-18	24	1	384	16.0	50	132	.379	14	53	.264	23	27	.852	33	68	101	4.2	18	0	14	35	1	15	137	5.7
2018-19	31	30	1026	33.1	143	346	.413	49	138	.355	50	72	.694	72	162	234	7.5	49	0	33	78	4	30	385	12.4
2019-20	16	16	463	28.9	62	154	.403	30	76	.395	19	28	.679	29	79	108	6.8	25	0	14	32	8	12	173	10.8
<b>TOTAL</b>	<b>71</b>	<b>47</b>	<b>1873</b>	<b>26.4</b>	<b>255</b>	<b>632</b>	<b>.403</b>	<b>93</b>	<b>267</b>	<b>.348</b>	<b>92</b>	<b>127</b>	<b>.724</b>	<b>134</b>	<b>309</b>	<b>443</b>	<b>6.2</b>	<b>92</b>	<b>0</b>	<b>61</b>	<b>145</b>	<b>13</b>	<b>57</b>	<b>695</b>	<b>9.8</b>



**42 Shelby Gibson**

**JUNIOR**

Center • 6-3 • Murfreesboro, Tenn.  
Ole Miss

**CAREER HIGHS (AT ALABAMA)**

Points	6	Mercer (11/17/19)
Rebounds	5	Mercer (11/17/19)
Assists	1	2X, last vs. Mercer (11/17/19)
Steals	1	2X, last at South Alabama (11/21/19)
Blocks	2	Mercer (11/17/19)
Minutes	11	2X, last at Clemson (11/12/19)
Field Goals	3	Mercer (11/17/19)
FG Att.	7	Mercer (11/17/19)
3-Point FG	1	at South Alabama (11/21/19)
3-Point Att.	1	3X, last vs. Northern Iowa (11/29/19)
Free Throws	2	at Clemson (11/12/19)
FT Att.	4	at Clemson (11/12/19)

**2019-20 SEASON HIGHS**

Points	6	Mercer (11/17/19)
Rebounds	5	Mercer (11/17/19)
Assists	1	2X, last vs. Mercer (11/17/19)
Steals	1	2X, last at South Alabama (11/21/19)
Blocks	2	Mercer (11/17/19)
Minutes	11	2X, last at Clemson (11/12/19)
Field Goals	3	Mercer (11/17/19)
FG Att.	7	Mercer (11/17/19)
3-Point FG	1	at South Alabama (11/21/19)
3-Point Att.	1	3X, last vs. Northern Iowa (11/29/19)
Free Throws	2	at Clemson (11/12/19)
FT Att.	4	at Clemson (11/12/19)

**MISCELLANEOUS STATS**

CATEGORY	2019-20	CAREER
Games Started		
Double-digit scoring		
20+ point games		
Double-digit rebounding		
Double-doubles		
Led UA in scoring		
Led UA in rebounding		
Led UA in assists		
Led UA in steals		
Led UA in blocks	1	1

**CAREER HIGHLIGHTS**

**2019-20 NOTES**

- Out indefinitely with a broken foot after appearing off the bench in the first nine games.



**GIBSON'S 2019-20 GAME-BY-GAME STATS**

OPPONENT	DATE	GS	MIN	FG	FGA	PCT	3FG	FGA	PCT	FT	FTA	PCT	OFF	DEF	TOT	AVG	PF	A	TO	BLK	STL	PTS	AVG
HAMPTON	11/6	11	1	1	1.000	0	0	.000	0	0	.000	0	1	1	1.0	3	0	0	1	0	2	2.0	
at Clemson	11/12	11	0	4	.000	0	0	.000	2	4	.500	4	0	4	2.5	1	1	2	0	0	2	2.0	
MERCER	11/17	9	3	7	.429	0	1	.000	0	0	.000	2	3	5	3.3	0	1	0	2	1	6	3.3	
at South Alabama	11/21	4	2	2	1.000	1	1	1.000	0	0	.000	0	3	3	3.3	2	0	2	0	1	5	3.8	
at Tulane	11/24	6	0	0	.000	0	0	.000	0	0	.000	0	1	1	2.8	0	0	0	0	0	0	3.0	
vs Northern Iowa	11/29	6	2	3	.667	0	1	.000	1	1	1.000	0	0	0	2.3	1	0	0	0	0	5	2.9	
vs Southern California	11/30	5	0	0	.000	0	0	.000	0	0	.000	1	1	2	2.7	4	0	0	0	0	0	2.5	
IOWA STATE	12/5	3	1	1	1.000	0	0	.000	1	2	.500	1	1	2	2.3	2	0	0	0	0	3	2.9	
COLGATE	12/8	1	0	0	.000	0	0	.000	0	0	.000	1	0	1	2.1	0	0	0	0	0	0	2.6	
NORTH CAROLINA	12/15	DNP																					
BETHUNE-COOKMAN	12/17	DNP																					
RADFORD	12/20	DNP																					
SOUTHEASTERN LOUISIANA	12/29	DNP																					
at LSU *		1/2	DNP																				
SOUTH CAROLINA *		1/5	DNP																				
KENTUCKY *		1/9	DNP																				
at Auburn *		1/12																					
at Tennessee *		1/20																					
TEXAS A&M *		1/23																					
VANDERBILT *		1/26																					
ARKANSAS *		1/30																					
at Ole Miss *		2/2																					
at Kentucky *		2/6																					
AUBURN *		2/9																					
at Georgia *		2/16																					
FLORIDA *		2/20																					
at Mississippi State *		2/23																					
at Texas A&M *		2/27																					
MISSOURI		3/1																					

\* indicates Southeastern Conference opponent

**GIBSON'S CAREER STATS (AT ALABAMA)**

YEAR	GP	GS	MIN	AVG	FG	FGA	PCT	3FG	3FGA	PCT	FT	FTA	PCT	OFF	DEF	TOT	AVG	PF	FO	AST	TO	BLK	STL	PTS	AVG
2019-20	9	0	56	6.2	9	18	.500	1	3	.333	4	7	.571	9	10	19	2.1	14	0	2	4	3	2	23	2.6
<b>TOTAL</b>	<b>9</b>	<b>0</b>	<b>56</b>	<b>6.2</b>	<b>9</b>	<b>18</b>	<b>.500</b>	<b>1</b>	<b>3</b>	<b>.333</b>	<b>4</b>	<b>7</b>	<b>.571</b>	<b>9</b>	<b>10</b>	<b>19</b>	<b>2.1</b>	<b>14</b>	<b>0</b>	<b>2</b>	<b>4</b>	<b>3</b>	<b>2</b>	<b>23</b>	<b>2.6</b>



**2019-20 ALABAMA WOMEN'S BASKETBALL MEDIA/TV ROSTER**



**0 Ahriahna Grizzle**  
**FRESHMAN**  
 G • 5-9 • Toronto, Canada  
 Bill Crothers Secondary



**1 Megan Abrams**  
**SOPHOMORE**  
 G • 5-9 • Lafayette, La.  
 Lafayette Christian Academy



**2 Amber Richardson**  
**R-SENIOR**  
 G • 6-0 • Garner, N.C.  
 Southeast Raleigh/NC State



**3 Jordan Lewis**  
**R-JUNIOR**  
 G • 5-7 • Windermere, Fla.  
 Lake Highland Prep



**4 Cierra Johnson**  
**SENIOR**  
 G • 5-10 • Mobile, Ala.  
 Blount/Shelton State CC



**5 Hannah Barber**  
**SOPHOMORE**  
 G • 5-6 • Homewood, Ala.  
 Homewood



**11 Destiny Rice**  
**FRESHMAN**  
 G • 5-8 • Shreveport, La.  
 North Caddo Magnet



**12 Allie Craig Cruce**  
**SOPHOMORE**  
 F • 6-1 • Killen, Ala.  
 Lauderdale County



**22 Ariyah Copeland**  
**JUNIOR**  
 F • 6-3 • Columbus, Ga.  
 Columbus



**23 Brittany Davis**  
**SOPHOMORE**  
 G • 5-9 • Manchester, Ga.  
 Gulf Coast State College



**24 De'Sha Benjamin**  
**SOPHOMORE**  
 G • 6-0 • Augusta, Ga.  
 Lucy C. Laney



**25 Ashley Knight**  
**SENIOR**  
 F • 6-5 • Austin, Texas  
 Lyndon B. Johnson



**40 Jasmine Walker**  
**JUNIOR**  
 F • 6-3 • Montgomery, Ala.  
 Jefferson Davis/Florida State



**42 Shelby Gibson**  
**R-JUNIOR**  
 C • 6-3 • Murfreesboro, Tenn.  
 Oakland/Ole Miss



**Kristy Curry**  
**7TH SEASON**  
 Head Coach  
 Northeast Louisiana, 1988




**Kelly Curry**  
**7TH SEASON**  
 Assistant Coach  
 Texas A&M, 1990



**Tiffany Coppage**  
**2ND SEASON**  
 Assistant Coach  
 Missouri State, 2009



**Adrian Walters**  
**1ST SEASON**  
 Assistant Coach  
 St. Francis (Pa.), 1987



**Brian Johnson**  
**4TH SEASON**  
 Director of Operations  
 Tennessee, 2016



**John Clark**  
**1ST SEASON**  
 Dir. of WBB Video & Creative Content  
 St. Gregory's, 2014