



# 2018-19 AUBURN WOMEN'S BASKETBALL

AUBURN ATHLETICS COMMUNICATIONS: 392 SOUTH DONAHUE DRIVE || AUBURN, AL 36830 || AUBURNTIGERS.COM || @AUBURNWBB

## 2018-19 SCHEDULE/RESULTS

7-1, 0-0 SEC

| DATE       | OPPONENT               | TIME/TV/RESULT |
|------------|------------------------|----------------|
| Nov. 6     | GRAMBLING STATE        | W 97-48        |
| Nov. 9     | 1-NICHOLLS STATE       | W 80-59        |
| Nov. 11    | 1-at New Mexico        | W 79-76        |
| Nov. 13    | 1-at Iowa State        | L 64-67        |
| Nov. 25    | LOUISIANA-LAFAYETTE    | W 71-59        |
| Nov. 28    | at Xavier (La.)        | W 77-58        |
| Dec. 2     | 2-OKLAHOMA             | W 95-79        |
| Dec. 6     | at St. Joseph's        | W 81-70        |
| Dec. 16    | SAMFORD                | + 2 pm         |
| Dec. 18    | 3-vs. Coastal Carolina | 5:30 pm        |
| Dec. 20    | 3-vs. North Carolina   | 5:30 pm        |
| Dec. 22    | at Elon                | 1 pm           |
| Dec. 29    | ALABAMA STATE          | + Noon         |
| Jan. 3     | *TENNESSEE             | + 6 pm         |
| Jan. 6     | *at Florida            | SECN Noon      |
| Jan. 10    | *at Alabama            | + 7 pm         |
| Jan. 14    | *MISSISSIPPI STATE     | SECN 6 pm      |
| Jan. 17    | *at Vanderbilt         | + 7 pm         |
| Jan. 24    | *TEXAS A&M             | SECN 7:30 pm   |
| Jan. 27    | *at Missouri           | + 2 pm         |
| Jan. 31    | *at Ole Miss           | + 7 pm         |
| Feb. 3     | *GEORGIA               | SECN 2 pm      |
| Feb. 7     | *KENTUCKY              | + 6 pm         |
| Feb. 10    | *at Arkansas           | SECN 1 pm      |
| Feb. 14    | *at Tennessee          | + 6 pm         |
| Feb. 17    | *ALABAMA               | SECN 3 pm      |
| Feb. 24    | *MISSOURI              | + 2 pm         |
| Feb. 28    | *SOUTH CAROLINA        | + 6 pm         |
| Mar. 3     | *at LSU                | + 2 pm         |
| Mar. 6-10  | SEC Tournament         | Greenville     |
| Mar. 22-25 | NCAA First Round       | TBD            |
| M29-A1     | NCAA Regionals         | TBD            |
| Apr. 5-7   | Women's Final Four     | Tampa          |

All times Central. Home Games in **BOLD CAPS**.

1 - Preseason WNIT (Campus sites)

2 - SEC/Big 12 Challenge

3 - Carolinas Challenge (Myrtle Beach, S.C.)

+ = SEC Network+ / ESPN3.com

## AUBURN ATHLETICS COMMUNICATIONS

KIRK SAMPSON ..... Associate AD

..... kirk@auburn.edu

WES TODD ..... Assistant Director/WBB Contact

..... wlt0006@auburn.edu

..... C: 334-750-5682

Web.....AuburnTigers.com

Twitter.....@AuburnWBB

Facebook...../AuburnWBB

Instagram.....@AuburnWBB

Office Phone.....(334) 844-9800



## GAME

# 9

## Samford (3-7)

Sunday, Dec. 16, 2018 • 2 p.m. CT



Site ..... Auburn, Ala.  
 Venue ..... Auburn Arena (9,121)  
 TV ..... SEC Network + (Rod Bramblett, Joe Ciampi)  
 Radio ..... WTGZ 93.9 FM (Andy Burcham, Larry DiChiara, Brit Bowen)  
 Audio Webcast ..... AuburnTigers.com  
 Live Stats ..... auburn.statbroadcast.com  
 Twitter ..... @AuburnWBB  
 Series Record ..... Auburn leads 2-0  
 in Auburn ..... Auburn leads 2-0  
 Last Meeting ..... Auburn 64, Samford 41 (Dec. 14, 2014, in Auburn)

## GAMEDAY BREAKDOWN


### AUBURN TIGERS

Rankings..... AP: NR | Coaches: NR  
 2018-19 Record ..... 7-1  
 SEC ..... 0-0  
 Home ..... 4-0  
 Away ..... 3-1  
 Neutral ..... 0-0  
 Streak ..... W4  
 Head Coach ..... Terri Williams-Flournoy  
 Record at AU (Yrs.) ..... 109-92 (7th)  
 Overall Record (Yrs.) ..... 252-196 (15th)  
 Record vs. Samford ..... 2-0

### SAMFORD BULLDOGS


Rankings..... AP: NR | Coaches: NR  
 2018-19 Record ..... 3-7  
 SoCon ..... 0-0  
 Home ..... 2-1  
 Away ..... 1-6  
 Neutral ..... 0-0  
 Streak ..... L2  
 Head Coach ..... Mike Morris  
 Record at Samford (Yrs.) ..... 272-225 (17th)  
 Overall Record (Yrs.) ..... Same  
 Record vs. Auburn ..... 0-2

## AUBURN PROJECTED STARTERS



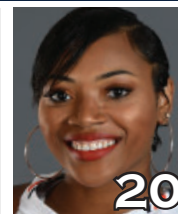
**DAISHA ALEXANDER**  
G • JR • 5-7  
Decatur, Ga.

PPG: 12.8  
RPG: 4.1  
APG: 3.1



**EMARI JONES**  
G • SR • 6-2  
Chicago, Ill.

PPG: 11.5  
RPG: 5.5  
APG: 2.1




**UNIQUE THOMPSON**  
F • SO • 6-3  
Theodore, Ala.

PPG: 14.4  
RPG: 12.5  
APG: 1.4



**CRYSTAL PRIMM**  
G • R-JR • 5-11  
West Palm Beach, Fla.

PPG: 10.1  
RPG: 3.3  
APG: 1.3



**JANIAH MCKAY**  
G • SR • 5-6  
Gainesville, Fla.

PPG: 14.0  
RPG: 2.4  
APG: 5.5

## OFF THE BENCH

| No. | Pos. | Name             | Ht.  | Year  | PPG | RPG | Hometown           |
|-----|------|------------------|------|-------|-----|-----|--------------------|
| 1   | G    | Robyn Benton     | 5-9  | Fr.   | 8.0 | 1.4 | Conyers, Ga.       |
| 2   | G    | Brooke Moore*    | 5-7  | Fr.   | 6.3 | 1.3 | McDonough, Ga.     |
| 3   | G    | Erica Sanders*   | 5-10 | Sr.   | --  | --  | San Antonio, Texas |
| 4   | F    | Abigayle Jackson | 6-3  | So.   | 3.1 | 2.9 | Little Rock, Ark.  |
| 10  | F    | Kiyae' White     | 6-2  | R-Fr. | 1.4 | 1.6 | Macungie, Pa.      |
| 24  | F/G  | Erin Howard      | 6-1  | Fr.   | 2.7 | 1.4 | Madison, Wis.      |
| 35  | F    | Natalie Kelly    | 6-3  | Fr.   | 0.8 | 0.4 | Albany, La.        |

\*out/injured

**Head Coach:** Terri Williams-Flournoy

**Assistants:** Ty Evans, Adrian Walters, Clarisse Garcia

#WarEagle  
#TeamOfExcellence



AuburnTigers.com



@AuburnWBB | @AuburnTigers  
@AUCoachFlo



/AuburnWBB  
/AuburnTigers

**TEAM SCHEDULE AND MEDIA AVAILABILITY >> DECEMBER 16-22** (times Central unless noted otherwise)

| SUNDAY<br>December 16                                             | MONDAY<br>December 17                                                                     | TUESDAY<br>December 18                                                | WEDNESDAY<br>December 19                  | THURSDAY<br>December 20                                             | FRIDAY<br>December 21                                                                    | SATURDAY<br>December 22            |
|-------------------------------------------------------------------|-------------------------------------------------------------------------------------------|-----------------------------------------------------------------------|-------------------------------------------|---------------------------------------------------------------------|------------------------------------------------------------------------------------------|------------------------------------|
| <b>GAME</b><br>2:00 Auburn vs. Samford<br><br>Interviews postgame | <b>PRACTICE</b><br>7-9 a.m.<br>Auburn Arena<br><br><b>TRAVEL</b><br>to Myrtle Beach, S.C. | <b>GAME</b><br>5:30 Auburn vs. Coastal Carolina (Carolinas Challenge) | <b>PRACTICE</b><br>TBA<br>in Myrtle Beach | <b>GAME</b><br>5:30 Auburn vs. North Carolina (Carolinas Challenge) | <b>TRAVEL</b><br>from Myrtle Beach to Elon, N.C.<br><br><b>PRACTICE</b><br>in Elon, N.C. | <b>GAME</b><br>1:00 Auburn at Elon |

**AUBURN ATHLETICS COMMUNICATIONS**

**QUICK FACTS**

**AUBURNTIGERS.COM**

For updated game notes, statistics and all the latest information on Auburn basketball and gameday activities, go to AuburnTigers.com.

**INTERVIEW POLICIES**

- Coach Williams-Flournoy, assistant coaches and selected athletes are available for phone and personal interviews by contacting Wes Todd in the athletic communications office.
- Following home games, interviews with Coach Flo and selected players will be conducted in the media room following a 10-minute cooling-off period. Visiting coaches and players, if requested, will be available first.
- Interviews following road contests will be conducted in accordance with the home team's media policies.
- Practices are generally closed to the public, but media may cover practice with advance notice.

**CREDENTIALS**

Anyone wishing to cover Auburn women's basketball should contact Wes Todd in the communications office at least one day in advance in order to make the proper arrangements. Game credentials will be held at media will call, located inside the scholarship entrance at Auburn Arena. Parking passes are not needed, except for men's/women's doubleheaders.

**GAME DAY SERVICES**

Notes for both teams and flip cards will be provided prior to the game. Stats will be distributed at halftime and after the game. Wireless internet is available in the Arena.

**VIDEO SERVICES**

FTP feeds of selected Auburn basketball highlights are available for the media. A number of studio and satellite services may be arranged for electronic media by calling War Eagle Productions at 334-750-4345.

**PHOTO SERVICES**

For photos of Auburn women's basketball or anything pertaining to Auburn Athletics, contact Wade Rackley at 334-750-6907 or via email at wwr0004@auburn.edu.

**COMMUNICATIONS STAFF**

- Wes Todd Women's Basketball contact  
cell: 334-750-5682  
email: wlt0006@auburn.edu
- Grant Keith Student assistant/WBB  
email: gak0005@auburn.edu
- Kirk Sampson Associate AD  
cell: 334-750-1385  
email: sampska@auburn.edu

**GENERAL INFORMATION**

Location..... Auburn, Ala.  
Founded .....1856  
Enrollment.....29,776  
Nickname ..... Tigers  
Colors..... Burnt Orange and Navy Blue  
Facility (Capacity) ..... Auburn Arena (9,121)  
President ..... Dr. Steven Leath  
Director of Athletics ..... Allen Greene  
Sr. Assoc. AD/SWA..... Monique Holland

**WOMEN'S BASKETBALL HISTORY**

First Year of Women's Basketball .....1971  
All-Time Record (Years).....920-470 (48th)  
All-Time SEC Record (since 1981) ..... 227-229  
All-Time Home Record ..... 428-113  
at Auburn Arena (since 2010)..... 81-42  
NCAA Tournament Appearances..... 20  
Last NCAA App./Result..... 2017 - First Round  
SEC Regular-Season Championships ..... 5  
..... 1981, 1987, 1988, 1989, 2009  
SEC Tournament Championships..... 4  
..... 1981, 1987, 1990, 1997

**COACHING & SUPPORT STAFF**

Head Coach..... Terri Williams-Flournoy  
Alma Mater, Year ..... Penn State, 1991  
Overall Record .....252-196 (.563) / 15th year  
Auburn Record .....109-92 (.542) / 7th year  
Associate Head Coach (Year at Auburn) ..... Ty Evans (7th)  
Alma Mater, Year ..... Wisconsin-Whitewater (1995)  
Assistant Coach (Year at Auburn) .....Adrian Walters (7th)  
Alma Mater, Year ..... St. Francis (Pa.) (1987)  
Assistant Coach (Year at Auburn) .....Clarisse Garcia (3rd)  
Alma Mater, Year ..... Villanova (2007)  
Strength & Conditioning Coach .....Claus Souza  
Director of Basketball Operations ..... Bianca Webb  
Director of Basketball Services ..... Justin Peak  
Athletic Trainer..... Catherine Gordon  
Grad. Student Mgrs ..... Anthony Evans, Rebecca Walthall

**GAMEDAY EXPERIENCE: AUBURN ARENA**

>> Auburn Arena is in its ninth season as home of Auburn Basketball. The Tigers are 81-42 since moving to the Arena in 2010-11. The facility seats 9,121 for basketball and also hosts Auburn volleyball and gymnastics.



**TEAM INFORMATION**

2017-18 Record .....14-15  
2017-18 SEC Record ..... 5-11  
SEC Finish..... 10th  
Starters Returning/Lost ..... 4/1  
Letterwinners Returning/Lost ..... 6/6  
Squad Members Returning..... 2  
Newcomers..... 4

# AUBURN TIGERS SPEED CHART

Overall: 7-1 SEC: 0-0

Head Coach: Terri Williams-Flournoy (7th Season)

Daisa Alexander - DAY-zha  
Emari Jones - e-MAR-ee  
Janiah McKay - jah-NYE-uh

Kiyae' White - kye-YAY  
Terri Williams-Flournoy - Fluh-NOY

|    |                                                                                       |             | Pts  | Reb  | Stl | Ast  | Blk  |                                                                                                                                                                                                                                                                                                                         |       |
|----|---------------------------------------------------------------------------------------|-------------|------|------|-----|------|------|-------------------------------------------------------------------------------------------------------------------------------------------------------------------------------------------------------------------------------------------------------------------------------------------------------------------------|-------|
| 0  | <b>DAISA ALEXANDER</b><br>G • 5-8 • Jr. • Decatur, Ga. • Southwest DeKalb HS          | Season High | 20   | 8    | 3   | 8    | -    | <ul style="list-style-type: none"> <li>• <b>2018 SEC All-Defensive Team</b></li> <li>• GW jumper/FT w/ :17 left at New Mexico</li> <li>• AU's 2nd-leading scorer in '18 (14.2 ppg)</li> <li>• Led SEC in steals in '18 (2.8/game)</li> <li>• Career-high 25 pts at Indiana (12/3/17)</li> </ul>                         |       |
|    |                                                                                       | Career High | 25   | 8    | 7   | 8    | 2    |                                                                                                                                                                                                                                                                                                                         |       |
|    |                                                                                       | PPG         | 12.8 | 4.1  | 3.1 | .438 | .382 |                                                                                                                                                                                                                                                                                                                         | .733  |
|    |                                                                                       | 18-19       | 12.8 | 4.1  | 3.1 | .438 | .382 |                                                                                                                                                                                                                                                                                                                         | .733  |
| 1  | <b>ROBYN BENTON</b><br>G • 5-9 • Fr. • Conyers, Ga. • Greater Atlanta Christian       | Season High | 16   | 2    | 3   | 3    | 1    | <ul style="list-style-type: none"> <li>• 14 pts w/ 4 3-pt FG vs. Oklahoma (12/2)</li> <li>• 16 pts in Auburn debut vs. Grambling (11/6)</li> <li>• No. 17 national overall prospect, No. 6 guard</li> <li>• 1st-team all-state, GHSA POY as junior</li> <li>• Sister of fmr. UT football player Inky Johnson</li> </ul> |       |
|    |                                                                                       | Career High | 16   | 2    | 3   | 3    | 1    |                                                                                                                                                                                                                                                                                                                         |       |
|    |                                                                                       | PPG         | 8.0  | 1.4  | 1.0 | .490 | .444 |                                                                                                                                                                                                                                                                                                                         | .500  |
|    |                                                                                       | 18-19       | 8.0  | 1.4  | 1.0 | .490 | .444 |                                                                                                                                                                                                                                                                                                                         | .500  |
| 2  | <b>BROOKE MOORE</b><br>G • 5-7 • Fr. • McDonough, Ga. • Henry County HS               | Season High | 10   | 2    | -   | 1    | -    | <ul style="list-style-type: none"> <li>• Made AU debut at XULA; scored 3 points</li> <li>• Missed first five games with injury</li> <li>• No. 42 national overall prospect; No. 11 guard</li> <li>• 3x AJC Player of the Year</li> <li>• Avg. 22.3 pts, 4.0 ast, 3.0 stls as HS senior</li> </ul>                       |       |
|    |                                                                                       | Career High | 10   | 2    | -   | 1    | -    |                                                                                                                                                                                                                                                                                                                         |       |
|    |                                                                                       | PPG         | 6.3  | 1.3  | 0.7 | .304 | .313 |                                                                                                                                                                                                                                                                                                                         | -     |
|    |                                                                                       | 18-19       | 6.3  | 1.3  | 0.7 | .304 | .313 |                                                                                                                                                                                                                                                                                                                         | -     |
| 3  | <b>ERICA SANDERS</b><br>G • 5-10 • Sr. • San Antonio, Texas • Johnson HS              | Season High | -    | -    | -   | -    | -    | <ul style="list-style-type: none"> <li>• Out for 6-8 weeks with knee injury</li> <li>• Played in 20 games in 17-18</li> <li>• Career-high 6 steals vs. LA Tech (11/19/17)</li> <li>• Defensive specialist, could also play PG</li> </ul>                                                                                |       |
|    |                                                                                       | Career High | 9    | 7    | 6   | 5    | 1    |                                                                                                                                                                                                                                                                                                                         |       |
|    |                                                                                       | PPG         | -    | -    | -   | -    | -    |                                                                                                                                                                                                                                                                                                                         | -     |
|    |                                                                                       | 18-19       | -    | -    | -   | -    | -    |                                                                                                                                                                                                                                                                                                                         | -     |
| 4  | <b>ABIGAYLE JACKSON</b><br>F • 6-3 • So. • Little Rock, Ark. • Little Rock Central HS | Season High | 6    | 6    | -   | 1    | 3    | <ul style="list-style-type: none"> <li>• 6 pts, 6 reb off bench vs. Nicholls</li> <li>• Played 28 games in '18, started 12</li> <li>• Led AU with 22 blocks in '18</li> <li>• 2.0 ppg, 1.7 rpg as a freshman</li> <li>• #1 HS player in Arkansas in class of '17</li> </ul>                                             |       |
|    |                                                                                       | Career High | 13   | 7    | 3   | 1    | 3    |                                                                                                                                                                                                                                                                                                                         |       |
|    |                                                                                       | PPG         | 3.1  | 2.9  | 0.4 | .611 | .333 |                                                                                                                                                                                                                                                                                                                         | 1.000 |
|    |                                                                                       | 18-19       | 3.1  | 2.9  | 0.4 | .611 | .333 |                                                                                                                                                                                                                                                                                                                         | 1.000 |
| 5  | <b>EMARI JONES</b><br>G • 6-0 • Sr. • Chicago, Ill. • Shawnee CC                      | Season High | 15   | 10   | 2   | 3    | 1    | <ul style="list-style-type: none"> <li>• 28 pts, 16 rebs in first two games of season</li> <li>• 4 3-pt FG each of last 2 gms; avg. 2.3/gm</li> <li>• Career-high 18 pts vs. Florida (12/31/17)</li> <li>• NJCAA All-American, national leading scorer at Shawnee CC in '16 (742 pts.)</li> </ul>                       |       |
|    |                                                                                       | Career High | 18   | 10   | 3   | 3    | 2    |                                                                                                                                                                                                                                                                                                                         |       |
|    |                                                                                       | PPG         | 11.5 | 5.5  | 2.1 | .410 | .367 |                                                                                                                                                                                                                                                                                                                         | .750  |
|    |                                                                                       | 18-19       | 11.5 | 5.5  | 2.1 | .410 | .367 |                                                                                                                                                                                                                                                                                                                         | .750  |
| 10 | <b>KIYAE' WHITE</b><br>F • 6-2 • R-Fr. • Macungie, Pa. • Emmaus HS                    | Season High | 4    | 4    | 1   | 2    | -    | <ul style="list-style-type: none"> <li>• 4 pts, 4 rebs, key steal/score at St. Joseph's</li> <li>• Redshirted '17-18 while rehabbing knee injury</li> <li>• #20 forward, 3-star by ESPN HoopGurlz</li> <li>• Leading rebounder at Emmaus HS</li> </ul>                                                                  |       |
|    |                                                                                       | Career High | 4    | 4    | 1   | 2    | -    |                                                                                                                                                                                                                                                                                                                         |       |
|    |                                                                                       | PPG         | 1.4  | 1.6  | 0.8 | .333 | -    |                                                                                                                                                                                                                                                                                                                         | .500  |
|    |                                                                                       | 18-19       | 1.4  | 1.6  | 0.8 | .333 | -    |                                                                                                                                                                                                                                                                                                                         | .500  |
| 20 | <b>UNIQUE THOMPSON</b><br>F • 6-3 • So. • Theodore, Ala. • Faith Academy              | Season High | 19   | 19   | 4   | 3    | 2    | <ul style="list-style-type: none"> <li>• <b>Preseason All-SEC Second Team</b></li> <li>• 19 pts, career-hi 19 rebs at new Mexico</li> <li>• 5 double-doubles in 2018-19; 12 career</li> <li>• 1st SEC, 6th NCAA in rebounding (12.5/game)</li> <li>• Career-high 29 pts at ULL (12/8/17)</li> </ul>                     |       |
|    |                                                                                       | Career High | 29   | 19   | 4   | 3    | 6    |                                                                                                                                                                                                                                                                                                                         |       |
|    |                                                                                       | PPG         | 14.4 | 12.5 | 1.4 | .564 | -    |                                                                                                                                                                                                                                                                                                                         | .628  |
|    |                                                                                       | 18-19       | 14.4 | 12.5 | 1.4 | .564 | -    |                                                                                                                                                                                                                                                                                                                         | .628  |
| 23 | <b>CRYSTAL PRIMM</b><br>G • 5-11 • R-Jr. • West Palm Beach, Fla. • Duke               | Season High | 15   | 6    | 5   | 4    | -    | <ul style="list-style-type: none"> <li>• 15 pts, 4 rebs in Auburn debut vs. Grambling</li> <li>• Career-high 5 steals vs. Nicholls</li> <li>• Redshirted '17-18 after transfer from Duke</li> <li>• Played 33 gms as soph at Duke in '16-17</li> <li>• Avg. 2.5 pts, 1.6 rebs as sophomore</li> </ul>                   |       |
|    |                                                                                       | Career High | 15   | 6    | 5   | 4    | -    |                                                                                                                                                                                                                                                                                                                         |       |
|    |                                                                                       | PPG         | 10.1 | 3.3  | 1.3 | .544 | .000 |                                                                                                                                                                                                                                                                                                                         | .826  |
|    |                                                                                       | 18-19       | 10.1 | 3.3  | 1.3 | .544 | .000 |                                                                                                                                                                                                                                                                                                                         | .826  |
| 24 | <b>ERIN HOWARD</b><br>F/G • 6-1 • Fr. • Madison, Wis. • Madison East HS               | Season High | 8    | 4    | 2   | 3    | 1    | <ul style="list-style-type: none"> <li>• 4 pts, 4 reb, 3 ast, 1 stl vs Oklahoma</li> <li>• Made 1st 2 AU 3-pt FG in win at New Mexico</li> <li>• Ranked No. 21 forward nationally out of HS</li> <li>• Avg. 17.4 pts, 11.1 rebs, 3.9 assists as senior</li> <li>• 1st AU player from state of Wisconsin</li> </ul>      |       |
|    |                                                                                       | Career High | 8    | 4    | 2   | 3    | 1    |                                                                                                                                                                                                                                                                                                                         |       |
|    |                                                                                       | PPG         | 2.7  | 1.4  | 1.0 | .318 | .214 |                                                                                                                                                                                                                                                                                                                         | 1.000 |
|    |                                                                                       | 18-19       | 2.7  | 1.4  | 1.0 | .318 | .214 |                                                                                                                                                                                                                                                                                                                         | 1.000 |
| 33 | <b>JANIAH MCKAY</b><br>G • 5-6 • Sr. • Gainesville, Fla. • Gainesville HS             | Season High | 21   | 5    | 4   | 10   | 2    | <ul style="list-style-type: none"> <li>• <b>Preseason All-SEC Second Team</b></li> <li>• 3rd in SEC in assists (5.5/game)</li> <li>• 21 points, 4 stl, 4 ast at St. Joseph's</li> <li>• 2nd career D-D (16p/10a) vs. Grambling</li> <li>• Led AU in points (16.6), assists (4.4) in '18</li> </ul>                      |       |
|    |                                                                                       | Career High | 29   | 8    | 6   | 13   | 2    |                                                                                                                                                                                                                                                                                                                         |       |
|    |                                                                                       | PPG         | 14.0 | 2.4  | 5.5 | .464 | .368 |                                                                                                                                                                                                                                                                                                                         | .818  |
|    |                                                                                       | 18-19       | 14.0 | 2.4  | 5.5 | .464 | .368 |                                                                                                                                                                                                                                                                                                                         | .818  |
| 35 | <b>NATALIE KELLY</b><br>F • 6-3 • Fr. • Albany, La. • Albany HS                       | Season High | 2    | 1    | -   | -    | 1    | <ul style="list-style-type: none"> <li>• Ranked as No. 38 post player nationally</li> <li>• Avg. 17.1 pts, 12.1 reb, 3.3 stls as HS junior</li> <li>• 2x all-metro selection (Baton Rouge)</li> </ul>                                                                                                                   |       |
|    |                                                                                       | Career High | 2    | 1    | -   | -    | 1    |                                                                                                                                                                                                                                                                                                                         |       |
|    |                                                                                       | PPG         | 0.8  | 0.4  | 0.2 | .333 | -    |                                                                                                                                                                                                                                                                                                                         | .333  |
|    |                                                                                       | 18-19       | 0.8  | 0.4  | 0.2 | .333 | -    |                                                                                                                                                                                                                                                                                                                         | .333  |

**Inside the Matchup**

**Auburn vs. Samford 2-0 (1,000)**

In Auburn: 2-0  
 --At Auburn Arena: 0-0  
 In Birmingham: 0-0  
 Neutral Sites: 0-0  
 Trend: Auburn has won both meetings

|               |   |       |        |
|---------------|---|-------|--------|
| Dec. 29, 2012 | W | 80-51 | Auburn |
| Dec. 14, 2014 | W | 64-41 | Auburn |

**Auburn Women's Basketball Quick Hitters**

- This is the third all-time meeting between Auburn and Samford in women's basketball
- Auburn is 2-0 all-time against the Bulldogs
- Auburn won the last meeting 64-41 on Dec. 14, 2014, in Auburn
- Auburn's 81-70 win at St. Joseph's on Dec. 6 gave the Tigers a 7-1 start to the season, their best under Coach Flo and the best since the 2008-09 team won its first 20 games
- The Tigers have five players averaging double-figure scoring, more than any other SEC team
- Auburn is 74-30 in non-conference games under Terri Williams-Flournoy and has won 17 out of their last 18 at home
- The Tigers have won 11 consecutive home non-conference games dating back to the 2016-17 season
- Auburn is 234-55 all-time in the month of December; Coach Flo is 34-9 in December at Auburn
- Auburn set a school record with 13 3-pointers in the win over Oklahoma on Dec. 2; previous record was 12 vs. Colgate in 2007
- Since 2001, Auburn has made at least 10 3-pointers in a game on 10 occasions; five of those have come under Coach Flo
- The Tigers' 95 points against Oklahoma (Dec. 2) were the most against a Power-5 conference opponent since 1990 (def. Vanderbilt 96-93 in 2OT)
- Under Coach Flo, Auburn is 5-0 when scoring at least 90 points and 27-1 when scoring at least 80 points
- Auburn's win over Oklahoma snapped an eight-game losing streak to Big 12 opponents
- The Tigers' win at Xavier (La.) was the 250th career coaching victory for Auburn head coach Terri Williams-Flournoy
- Senior Janiah McKay moved up to 18th all-time in scoring at Auburn with a season-high 21 points at St. Joseph's; she now has 1,311 points
- McKay is second in the SEC with 5.5 assists/game; she is 10th all-time at Auburn with 358 career assists
- Sophomore Unique Thompson has recorded five double-doubles in eight games, including three straight against New Mexico, Iowa State and UL-Lafayette
- With 12.5 rebounds per game, Thompson leads the SEC and ranks 6th in the nation
- Thompson's 8.9 defensive rebounds per game are second in the SEC and rank 5th nationally
- Thompson now has 12 career double-doubles, tied for 12th in Auburn history
- Thompson's 19-point, 14-rebound double-double at Iowa State was her 3rd of the season and 9th of her career
- Thompson's 19 rebounds at New Mexico were a career-high and the most by an Auburn player since 2015
- Six Auburn players scored in double-figures vs. Grambling; the first time Auburn has done that since 2008 vs. Sam Houston State
- McKay (16 pts/10 assists) and Thompson (14 pts/13 rebs) both had double-doubles in the season-opening win over Grambling
- Senior Emari Jones was Auburn's leading scorer for the first time in her career with 16 points at Xavier (La.)
- Auburn returns four starters and six letterwinners from the 2017-18 squad that finished 14-15 overall (5-11 SEC)

**Moving On Up (Auburn Career Milestone Watch) . . .**

- **Janiah McKay** is 18th in career points scored with 1,311; needs 16 to tie for 17th (Tra'Cee Tanner, 1,327)
- **Janiah McKay** is 10th in career assists with 358; needs 28 to tie for 9th (Debra Larkin, 386)
- **Janiah McKay** is 7th in career free throws made with 336; needs 4 to tie for 6th (Becky Jackson, 340)
- **Janiah McKay** is 9th in career free throw percentage (.765); 8th is Helene Baroody (.767), 7th is Brenda Hill (.768)
- **Janiah McKay** has 174 career steals; needs 28 to enter the Auburn top 10 (10th: Natasha Brackett, 202)
- **Unique Thompson** is tied for 12th in career double-doubles (12); needs 1 to tie for 10th (Tasha Hamilton & Sharon Stewart, 13)
- **Coach Terri Williams-Flournoy** won her 250th game as a head coach vs. Xavier (La.) on Nov. 28

**Inside the Numbers**



| CATEGORY          | AUBURN | SAMFORD |
|-------------------|--------|---------|
| Points Per Game   | 80.5   | 57.4    |
| Scoring Margin    | +16.0  | -8.7    |
| Field Goal %      | 46.4%  | 40.5%   |
| Opp. Field Goal % | 37.9%  | 42.4%   |
| 3 pt Field Goal % | 35.5%  | 33.8%   |
| Opp. 3FG %        | 34.2%  | 31.4%   |
| Rebounds          | 39.6   | 27.9    |
| Opp. Rebounds     | 34.2   | 37.1    |
| Rebound Margin    | +5.4   | -9.2    |
| Turnovers         | 16.6   | 14.4    |
| Opp. Turnovers    | 20.1   | 13.7    |
| Steals            | 11.9   | 5.7     |
| Opp. Steals       | 8.9    | 7.1     |
| Blocks            | 3.4    | 2.2     |
| Opp. Blocks       | 1.3    | 3.6     |

**INDIVIDUAL CATEGORY LEADERS**

| Auburn                 | Samford                                            |
|------------------------|----------------------------------------------------|
| Unique Thompson - 14.4 | Points.....Natalie Armstrong - 8.2                 |
| Unique Thompson - 12.5 | Rebounds .....Charity Brown - 5.4                  |
| Janiah McKay - 5.5     | Assists .....Charisty Brown - 5.7                  |
| Janiah McKay - 2.5     | Steals .....Samantha Fitzgerald - 1.5              |
| Unique Thompson - 1.3  | Blocks.....Natalie Armstrong - 1.3                 |
| Emari Jones - 32.0     | Minutes Played .....Charity Brown - 32.3           |
| Unique Thompson - .564 | Field Goal Percentage.....Natalie Armstrong - .466 |
| Robyn Benton - .444    | 3-Point Percentage .....Cassidy Williams - .435    |
| Crystal Primm - .826   | Free-Throw Percentage .....Charity Brown - .758    |



**OPENING TIP**

» After a week off for final exams, the Auburn Tigers begin a busy week of four games in seven days by hosting the Samford Bulldogs at Auburn Arena.

» Auburn is 7-1 on the season; the Tigers have won four straight, including an 81-70 victory at St. Joseph's on Dec. 6 in their last game.

» Samford is 3-7 on the year and dropped a 53-48 decision at Memphis on Dec. 9 in its last outing.

**LAST TIME OUT**

» Janiah McKay scored a season-high 21 points, and the Auburn women's basketball team held off a furious late rally by St. Joseph's to pick up an 81-70 win on the road.

» The victory was not without its tense moments as St. Joseph's (3-6) went on a tear in the second half to nearly erase a 15-point Auburn lead.

» McKay's 21 points led all scorers and she was key in the fourth quarter when she scored nine points and hit 6-of-8 free throws in the closing minutes.

» Auburn had five total players in double-figures for the second straight game. Daisa Alexander finished with 16 after an 11-point first quarter, Crystal Primm scored 14, Unique Thompson had 12 and Brooke Moore added a season-high 10. Thompson was Auburn's leading rebounder with six.

» The Tigers led by as many as 15 in the third quarter at 49-34 but saw St. Joseph's go on a furious tear, hitting eight shots in a row and 12-of-14 over a stretch that spanned the third and fourth quarters, to cut the lead to just one at 65-64 with just over six minutes to play. But Auburn would finally get some defensive stops and put some distance between themselves and the Hawks, going on a 9-0 run to take a 74-64 lead with 2:52 left.

**UP NEXT**

» Auburn hits the road for its next three games, beginning with a pair of contests at the Carolinas Challenge in Myrtle Beach, S.C. The Tigers face Coastal Carolina on Tuesday and North Carolina on Thursday; both games start at 5:30 p.m. CT.

**AN AUBURN WIN WOULD...**

» Be Auburn's 14th non-conference win in its last 15 games.

» Be Auburn's 12th straight home non-conference win.

» Give Auburn a 3-0 record all-time against Samford.

» Give the Tigers a 8-1 start, their best of the Coach Flo era and the best since Auburn won its first 20 games to open the 2008-09 season.

**AUBURN VS. SAMFORD**

» This is the third meeting between Auburn and Samford; both previous meetings were in Auburn.

» Auburn has won both prior meetings, most recently a 64-41 victory on Dec. 14, 2014.

**SCOUTING THE BULLDOGS**

» Samford is 3-7 on the season with wins over Rhodes College, Alabama State and Presbyterian. The Bulldogs come into Sunday's game having dropped two straight to UAB and Memphis.

» The Bulldogs average 57.4 points per game and give up 66.1 per outing.

» Charity Brown is one of the nation's top point guards statistically; she averages 5.7 assists/game and is also the Bulldogs' leading rebounder with 5.4/game. Natalie Armstrong leads Samford in scoring

with 8.2 points/game.

» Samford was picked to finish seventh in the Southern Conference by the league's coaches.

**SCOUTING AUBURN**

» Auburn is 7-1 on the season. The Tigers have wins over Grambling, Nicholls, New Mexico, UL-Lafayette, Xavier (La.), Oklahoma and St. Joseph's while dropping a 3-point game at Iowa State. The Tigers are No. 45 in the latest NCAA RPI (as of Dec. 4).

» Sophomore forward Unique Thompson is a force under the basket and has been key to Auburn's success early this year. She has five double-doubles in seven games and leads the Tigers with 14.4 points and 12.5 rebounds. As a freshman last season, she averaged 11.5 ppg and 8.4 rpg with 7 double-doubles, tying the Auburn freshman record.

» Senior point guard Janiah McKay averages 14.0 points/game; she is also third in the SEC with 5.5 assists/game. McKay is the Tigers' leading returning scorer for the second straight season after averaging 16.6 ppg last season. McKay ranks 18th in career scoring at Auburn with 1,311 points.

» Junior Daisa Alexander had a breakout sophomore season where she scored 14.2 points/game and led the SEC with 2.8 steals/game, earning a nod to the SEC All-Defensive Team. So far this season, Alexander is averaging 12.8 points/game and had a career-high 8 assists vs. Louisiana-Lafayette.

» Senior Emari Jones has been one of Auburn's most consistent scorers so far in 2018-19, averaging 11.5 points/game and scoring in double-figures in five games so far. In 2017-18, she started 16 games and averaged 5.0 points. She transferred to Auburn prior to the 2016-17 season after a year at Shawnee CC in Ullin, Ill., where she was the nation's leading junior college scorer with 746 points in 2015-16.

» Redshirt junior Crystal Primm has given Auburn consistent minutes through her first four games on The Plains, averaging 10.1 points and 3.3 rebounds. Primm transferred from Duke following the 2016-17 season.

» The Tigers' incoming freshman class was ranked No. 13 by ESPN HoopGurlz and included two top-50 prospects in Robyn Benton (#17 overall; #6 guard) and Brooke Moore (#42 overall; #11 guard).

**BALANCED SCORING RETURNS**

» Through the first eight games, Auburn has five players averaging double-digit scoring, more than any other SEC team.

» For the first time since 2008, Auburn had six players finish in double-figures in the Tigers' 97-48 win over Grambling on Nov. 6.

» Junior Janiah McKay and freshman Robyn Benton led the way with 16 points, followed by junior Crystal Primm (15), sophomore Unique Thompson (14), and junior Daisa Alexander and senior Emari Jones (13).

» The last time Auburn had at least six players score 10+ points, seven players did it against Sam Houston State on Dec. 5, 2008, when the Tigers set a school record with 119 points. That night, it was KeKe Carrier (19), DeWanna Bonner (18), Alli Smalley (16), Whitney Boddie (13), Reneisha Hobbs (13), Chantel Hilliard (13) and Sherell Hobbs (13).

**RAINTHREE COUNTY**

» Auburn set a school record with 13 made 3-pointers in a 95-79 win over Oklahoma on Dec. 2. The Tigers got four apiece from Emari Jones and Robyn Benton, three from Daisa Alexander and two from Brooke Moore.

**SEC STANDINGS & SCHEDULE**

|                 | <i>(thru games of Dec. 12)</i> |   |      |           |   |       |
|-----------------|--------------------------------|---|------|-----------|---|-------|
|                 | SEC Games                      |   |      | All Games |   |       |
|                 | W                              | L | Pct. | W         | L | Pct.  |
| Mississippi St. | 0                              | 0 | .000 | 9         | 0 | 1.000 |
| Tennessee       | 0                              | 0 | .000 | 8         | 0 | 1.000 |
| Kentucky        | 0                              | 0 | .000 | 9         | 1 | .900  |
| AUBURN          | 0                              | 0 | .000 | 7         | 1 | .875  |
| Missouri        | 0                              | 0 | .000 | 8         | 2 | .800  |
| Texas A&M       | 0                              | 0 | .000 | 6         | 2 | .750  |
| LSU             | 0                              | 0 | .000 | 5         | 2 | .714  |
| Arkansas        | 0                              | 0 | .000 | 7         | 3 | .700  |
| Georgia         | 0                              | 0 | .000 | 6         | 3 | .667  |
| Alabama         | 0                              | 0 | .000 | 6         | 4 | .600  |
| South Carolina  | 0                              | 0 | .000 | 5         | 4 | .556  |
| Ole Miss        | 0                              | 0 | .000 | 5         | 6 | .454  |
| Vanderbilt      | 0                              | 0 | .000 | 4         | 5 | .444  |
| Florida         | 0                              | 0 | .000 | 3         | 6 | .333  |

**Sunday, Dec. 16**

Northwestern State at Alabama  
Samford at Auburn  
Prairie View A&M at Arkansas  
Florida at Ohio State  
South Carolina at Purdue

**Monday, Dec. 17**

Texas State at Missouri

**Tuesday, Dec. 18**

Auburn vs. Coastal Carolina  
Nebraska at Arkansas  
Nicholls State at LSU  
Western Carolina at Kentucky  
Mississippi State at Oregon  
Stanford at Tennessee

**Wednesday, Dec. 19**

Lipscomb at Georgia  
Troy at Ole Miss  
Southern California at Texas A&M

**Thursday, Dec. 20**

Alabama vs. Virginia  
Auburn vs. North Carolina  
Arkansas at Tulsa  
Florida vs. Utah  
LSU at Louisiana-Lafayette  
Mississippi State at Washington  
Vanderbilt vs. Miami

**Friday, Dec. 21**

Alabama vs. Miami  
Florida vs. TBD  
Georgia Southern at Georgia  
Murray State at Kentucky  
Temple at South Carolina  
Missouri at Illinois  
East Tennessee State at Tennessee  
Prairie View A&M at Texas A&M  
Vanderbilt vs. Creighton

**Saturday, Dec. 22**

Auburn at Elon

## Associated Press Top 25

(Week 6: Dec. 10)

| Rk  | Team              | Record | Prev |
|-----|-------------------|--------|------|
| 1   | Connecticut (31)  | 9-0    | 1    |
| 2   | Notre Dame        | 8-1    | 2    |
| 3   | Baylor            | 7-0    | 4    |
| 4   | Louisville        | 10-0   | 5    |
| 5   | Mississippi State | 9-0    | 6    |
| 6   | Maryland          | 9-0    | 7    |
| 7   | Oregon            | 7-1    | 3    |
| 8   | Oregon State      | 7-1    | 8    |
| 9   | Tennessee         | 8-0    | 9    |
| 10  | NC State          | 10-0   | 10   |
| 11  | Stanford          | 6-1    | 11   |
| 12  | Texas             | 7-2    | 12   |
| 13t | California        | 8-0    | 13   |
| 13t | Minnesota         | 9-0    | 14   |
| 15  | Syracuse          | 8-2    | 15   |
| 16  | Iowa              | 7-2    | 16   |
| 17  | Arizona State     | 7-2    | 17   |
| 18  | Kentucky          | 9-1    | 19   |
| 19  | Marquette         | 7-2    | 18   |
| 20  | DePaul            | 7-3    | 20   |
| 21  | Gonzaga           | 9-1    | 24   |
| 22  | Missouri          | 8-2    | 23   |
| 23  | Michigan State    | 8-1    | NR   |
| 24  | Miami             | 8-2    | 25   |
| 25  | South Carolina    | 5-4    | 22   |

Also receiving votes: Drake, Texas A&M, Florida State, Virginia Tech, South Florida, Iowa State, Indiana, Georgia, South Dakota, Utah, West Virginia, Southern California, North Carolina, Central Michigan, South Dakota State.

## USA TODAY Coaches' Top 25

(Week 6: Dec. 11)

| Rk  | Team              | Record | Prev |
|-----|-------------------|--------|------|
| 1   | Connecticut (32)  | 9-0    | 1    |
| 2   | Notre Dame        | 8-1    | 2    |
| 3   | Louisville        | 10-0   | 4    |
| 4   | Baylor            | 7-0    | 5    |
| 5   | Mississippi State | 9-0    | 6    |
| 6   | Maryland          | 10-0   | 7    |
| 7   | Oregon            | 7-1    | 3    |
| 8   | Oregon State      | 7-1    | 8    |
| 9   | Tennessee         | 8-0    | 9    |
| 10  | NC State          | 10-0   | 10   |
| 11  | Stanford          | 6-1    | 11   |
| 12  | Texas             | 7-2    | 12   |
| 13  | California        | 8-0    | 13   |
| 14  | Syracuse          | 8-2    | 14   |
| 15  | Iowa              | 7-2    | 16   |
| 16t | Marquette         | 7-2    | 15   |
| 16t | Minnesota         | 9-0    | 18   |
| 18  | DePaul            | 7-3    | 17   |
| 19  | Arizona State     | 7-2    | 19   |
| 20  | Kentucky          | 9-1    | 19   |
| 21  | Gonzaga           | 9-1    | 22   |
| 22t | Miami             | 8-2    | 23   |
| 22t | Michigan State    | 8-1    | NR   |
| 24  | Missouri          | 8-2    | 25   |
| 25  | Drake             | 8-2    | 21   |

Also receiving votes: Southern California, South Carolina, Florida State, South Florida, Virginia Tech, Texas A&M, South Dakota, UAB, South Alabama, Kansas, Iowa State, Indiana, West Virginia, South Dakota State, Central Florida, Michigan, New Mexico.

» The previous record for a single game was 12, set on Dec. 5, 2007, in a 99-47 win over Colgate. Since 2000, the Tigers have made at least 10 treys in a game 10 times; the most recent was an 82-75 win at Florida on New Year's Day in 2017 when Auburn hit 11 from long range.

» Auburn is averaging 7.4 made 3-pointers per game this season with 59 makes through eight games. The program record for 3-pointers in a season is 181 (5.7/game), set during the 2016-17 season.

## OFFENSIVE EXPLOSION

» With 97 points in the season-opening win over Grambling, Auburn hit the 90-point plateau for the fourth time in the Coach Flo era and the first since scoring 92 on Nov. 17, 2014 - also against Grambling.

» The Tigers have scored at least 80 points in four games this season; Auburn scored 80+ in six games combined over the previous two seasons.

» Auburn's 95-point effort against Oklahoma on Dec. 2 gave the Tigers two 90-point games in the same season for the first time since the 2008-09 season, when Auburn topped the 90-point mark six times.

» The Tigers' 95 points against Oklahoma were the most scored by Auburn against a Power-5 conference opponent (SEC, ACC, Big Ten, Big 12, Pac-12) since 1990, when the Tigers beat Vanderbilt 96-93 in 2 OT.

» Under Coach Flo, Auburn is 5-0 when scoring at least 90 points and 27-1 when scoring at least 80 points.

» Auburn's total of 644 points through eight games (80.5 average) are its most since the 2008-09 season, when the Tigers scored 683 in their first six contests (85.4 average).

## SEEING DOUBLE

» Auburn players have recorded six double-doubles through seven games with five coming from sophomore Unique Thompson.

» Thompson earned her fifth double-double with 14 points and 17 rebounds in a 95-79 win over Oklahoma on Dec. 2.

» Thompson had 16 points and 13 rebounds for her third straight double-double and fifth of the season vs. Louisiana-Lafayette (11/25). She has now had 3 straight double-doubles in back-to-back seasons.

» With her 19-point, 14-rebound effort at Iowa State, Thompson recorded her 10th career double-double. She had reached the milestone by halftime with 16 points and 10 rebounds in the opening 20 minutes; it was the second time in her career she had a double-double by halftime.

» Thompson's 19-point, 19-rebound double-double at New Mexico was her second of the season and marked a career-high in rebounding for the Auburn sophomore.

» Thompson picked up where she left off in 2017-18 with her eighth career double-double, notching 14 points and 13 rebounds in the season-opener against Grambling. And Janiah McKay earned the second of her career with 16 points and 10 assists.

» The last time two Auburn players had a double-double in the same game was Dec. 13, 2015, at Marquette, when Tra'Ce'e Tanner (13 pts/12 rebs) and Brandy Montgomery (24 pts/12 rebs) did so.

## CRASHING THE BOARDS

» After rebounding had been a struggle for Auburn much of the last two seasons, the Tigers have been a force on the glass so far in 2018-19. The Tigers average 39.6 rebounds/game and had 53 in the opener vs. Grambling, their most in a game in two seasons.

» Unique Thompson is the Tigers' leading rebounder, averaging 12.5 through eight games. Her 19-rebound effort at New Mexico was a career-high, surpassing the 16 boards she pulled down in her collegiate debut at Virginia Tech on Nov. 13, 2017. She was one board shy of another rare Auburn milestone - the Tigers have not had a 20-rebound game since 1995. She also added 17 against Oklahoma, giving her the three top rebounding performances for Auburn over the last three seasons.

» Through games of Dec. 12, Thompson leads the SEC and ranks 6th in the country in rebounds/game (12.5) and 5th nationally in defensive rebounds/game (8.9).

» Emari Jones had the first double-digit rebounding game of her career with 10 against Louisiana-Lafayette on Nov. 25. She was 2 points shy of her first career double-double.

## TURNING UP THE PRESSURE

» The Tigers are 2-0 this season and 46-8 under Coach Flo when forcing at least 25 turnovers.

» Auburn has forced at least 20 turnovers in five games so far in 2018-19.

» Auburn forced a season-high of 26 turnovers against Louisiana-Lafayette on Nov. 25, turning those into 27 points.

» Auburn ranked No. 2 in the nation in steals (13.2/game) and No. 3 in turnovers forced (22.9) for the 2017-18 season.

» Last year, the Tigers forced at least 20 turnovers in 23 of 29 games last year, including 10 games with at least 25 opponent turnovers. Auburn was 8-2 last year and has won 26 of its last 29 when forcing at least 25 turnovers.

» Auburn's season high of turnovers forced last year was 35 against ULM, which tied for the second-most by Auburn under Coach Flo and the eighth-most in program history.

## CROSS-COUNTRY TREK

» From Nov. 10-14 as part of the Preseason WNIT that featured road games at New Mexico and Iowa State, the Tigers traveled 3,741 miles and visited six states in five days:

--Auburn to Atlanta Airport: 100 miles

--Atlanta to Albuquerque: 1,271 miles

--Albuquerque to Phoenix: 330 miles

--Phoenix to Des Moines: 1,155 miles

--Des Moines to Ames (and back): 80 miles

--Des Moines to St. Louis: 237 miles

--St. Louis to Atlanta: 468 miles

--Atlanta to Auburn: 100 miles

» Auburn has also made treks to New Orleans and Philadelphia in the non-conference season, and has a 6-day trip to Myrtle Beach, S.C., and Elon, N.C. remaining.

## AUBURN HONOR ROLL

» **Janiah McKay**

--Preseason All-SEC Second Team

--WNIT All-Tournament Team

» **Unique Thompson**

--Preseason All-SEC Second Team

## ON THIS DATE

» Auburn is 14-2 all-time on Dec. 16. The Tigers' last game on this date came in 2015, when Auburn raced past Winthrop 76-33 at Auburn Arena.

## IN DECEMBER

» Auburn is 234-55 all-time in the month of

December (records begin in 1978-79 season, not all dates provided prior to or during that year).

>> Under Coach Flo, the Tigers are 34-9 in December.

**NEW FACES**

>> Auburn welcomes four newcomers to the roster for 2018-19, all freshmen. Joining the Tigers this season are Robyn Benton (G, 5-9, Conyers, Ga.); Brooke Moore (G, 5-7, McDonough, Ga.); Erin Howard (G/F, 6-1, Madison, Wis.); and Natalie Kelly (F, 6-3, Albany, La.).

>> The Tigers' 2018-19 freshman class was rated the No. 13 signing class in the country by ESPN HoopGurlz.

>> Redshirt junior G Crystal Primm (West Palm Beach, Fla.) is eligible this season after sitting out last year under NCAA transfer rules. She transferred to Auburn from Duke in the summer of 2017 and has two years of eligibility.

>> Redshirt freshman Kiyae' White (Macungie, Pa.) will be in action this season after sitting out last year while rehabbing an injury.

**WELCOME TO THE FAMILY**

>> Auburn signed five players to NLI's during the early signing period in November.

>> The Tigers will welcome **Lauren Hansen** (5-8, G, Setauket, N.Y.); **Annie Hughes** (5-9, G, Pisgah, Ala.); **Maliya Perry** (6-0, G/F, Pickerington, Ohio); **Morgan Robinson-Nwagwu** (5-8, G, Norcross, Ga.); and **Sania Wells** (5-7, G, Hurley, Miss.) to The Plains beginning in the fall of 2019.

**TIGERS IN THE PROS**

>> DeWanna Bonner completed her ninth season in the WNBA in 2018, all with the Phoenix Mercury, after taking the 2017 season off for the birth of her twins. Bonner had one of her best pro seasons, averaging 17.3 points, 7.2 rebounds and 3.2 assists while starting all 34 games. She was a beast in the 2018 playoffs, averaging 24.0 points and 11.1 rebounds in seven postseason games. Bonner was named the Associated Press' WNBA Comeback Player of the Year.

>> Brandy Montgomery is playing in Europe for her second season, currently on the roster of Luxembourg side Etzella Ettelbruck. Last year, she played for Visby in Sweden, averaging 16.3 points, 5.1 rebounds and 1.8 assists while helping her team to the league semifinals.

**NCAA RPI Report (AU & Opponents)**

(as of 12/13/18)

| Rk        | Team                | Record     | AU Result |
|-----------|---------------------|------------|-----------|
| 8         | Iowa State          | 7-2        | L 64-67   |
| 12        | Tennessee           | 8-0        | --        |
| 18        | Kentucky            | 9-1        | --        |
| 21        | Mississippi State   | 9-0        | --        |
| 32        | North Carolina      | 6-4        | --        |
| 38        | New Mexico          | 7-1        | W 79-76   |
| <b>45</b> | <b>AUBURN</b>       | <b>7-1</b> |           |
| 53        | Arkansas            | 7-3        | --        |
| 70        | LSU                 | 5-2        | --        |
| 75        | Missouri            | 8-2        | --        |
| 82        | Alabama             | 6-4        | --        |
| 88        | South Carolina      | 5-4        | --        |
| 105       | Texas A&M           | 6-2        | --        |
| 145       | Georgia             | 6-3        | --        |
| 154       | Vanderbilt          | 4-5        | --        |
| 181       | Oklahoma            | 3-6        | W 95-79   |
| 193       | Coastal Carolina    | 7-1        | --        |
| 194       | Nicholls State      | 4-5        | W 80-59   |
| 199       | Florida             | 3-6        | --        |
| 213       | Elon                | 4-5        | --        |
| 232       | Ole Miss            | 5-6        | --        |
| 244       | Alabama State       | 1-7        | --        |
| 257       | Grambling           | 1-6        | W 97-48   |
| 265       | Samford             | 3-7        | --        |
| 308       | St. Joseph's        | 3-7        | W 81-70   |
| 335       | Louisiana-Lafayette | 2-7        | W 71-59   |

**Auburn in the SEC & NCAA Stats**

(Thru games of 12/12/18)

| Category             | Value | SEC  | NCAA  |
|----------------------|-------|------|-------|
| Scoring Offense      | 80.5  | 3rd  | 29th  |
| Scoring Defense      | 64.5  | 10th | 176th |
| Scoring Margin       | +16.0 | 5th  | 46th  |
| Field Goal Pct.      | .464  | 3rd  | 27th  |
| Field Goal Pct. Def. | .379  | 9th  | 130th |
| 3-pt FG Pct.         | .355  | 3rd  | 58th  |
| 3-pt FG Pct. Def.    | .342  | 12th | 277th |
| Free Throw Pct.      | .711  | 2nd  | 106th |
| Rebounds             | 39.6  | 7th  | 76th  |
| Rebound Margin       | +5.4  | 7th  | 68th  |
| Off. Rebounds        | 13.5  | 10th | --    |
| Def. Rebounds        | 26.1  | 8th  | --    |
| Assists              | 16.6  | 2nd  | 39th  |
| Assist/Turnover      | 1.1   | 2nd  | 54th  |
| Turnover Margin      | +4.5  | 6th  | 50th  |
| Turnovers Forced     | 20.1  | 4th  | 54th  |
| Blocks               | 3.4   | 11th | 158th |
| Steals               | 11.9  | 3rd  | 29th  |

**INDIVIDUALS (All Games)**

**Scoring**

|                 |      |        |    |
|-----------------|------|--------|----|
| Unique Thompson | 14.4 | 19th   | -- |
| Janiah McKay    | 14.0 | T-21st | -- |
| Daisa Alexander | 12.8 | 28th   | -- |

**Rebounding**

|                 |      |     |     |
|-----------------|------|-----|-----|
| Unique Thompson | 12.5 | 1st | 6th |
|-----------------|------|-----|-----|

**Field Goal Pct.**

|                 |      |     |      |
|-----------------|------|-----|------|
| Unique Thompson | .564 | 3rd | 42nd |
|-----------------|------|-----|------|

**Assists**

|                 |     |      |      |
|-----------------|-----|------|------|
| Janiah McKay    | 5.5 | 3rd  | 44th |
| Daisa Alexander | 3.1 | 13th | --   |

**Free Throw Pct.**

|              |      |     |       |
|--------------|------|-----|-------|
| Janiah McKay | .818 | 4th | 118th |
|--------------|------|-----|-------|

**Steals**

|                 |     |       |       |
|-----------------|-----|-------|-------|
| Janiah McKay    | 2.5 | T-2nd | 74th  |
| Unique Thompson | 2.1 | 5th   | 133rd |
| Daisa Alexander | 2.0 | T-7th | 164th |

**3-Point FG Pct.**

|             |      |     |       |
|-------------|------|-----|-------|
| Emari Jones | .367 | 8th | 149th |
|-------------|------|-----|-------|

**3-Point FG Made**

|                 |     |        |       |
|-----------------|-----|--------|-------|
| Emari Jones     | 2.3 | T-8th  | 161st |
| Daisa Alexander | 1.6 | T-13th | --    |

**Blocked Shots**

|                 |     |      |       |
|-----------------|-----|------|-------|
| Unique Thompson | 1.1 | 15th | 201st |
|-----------------|-----|------|-------|

**Offensive Rebounds**

|                 |     |     |    |
|-----------------|-----|-----|----|
| Unique Thompson | 3.6 | 4th | -- |
|-----------------|-----|-----|----|

**Defensive Rebounds**

|                 |     |     |     |
|-----------------|-----|-----|-----|
| Unique Thompson | 8.9 | 1st | 5th |
|-----------------|-----|-----|-----|

## Auburn Career Record Updates

## Auburn Career Scoring

| No. | Player              | Years               | Points       |
|-----|---------------------|---------------------|--------------|
| 1.  | DeWanna Bonner      | 2005-09             | 2,162        |
| 2.  | Becky Jackson       | 1980-84             | 2,068        |
| 3.  | Vickie Orr          | 1985-89             | 2,035        |
| 4.  | Marianne Merritt    | 1975-79             | 1,979        |
| 5.  | Carolyn Jones       | 1988-91             | 1,831        |
| 6.  | Natasha Brackett    | 2001-05             | 1,716        |
| 7.  | Brandy Montgomery   | 2013-17             | 1,644        |
| 8.  | Mae Ola Bolton      | 1984-88             | 1,616        |
| 9.  | Alli Smalley        | 2007-11             | 1,601        |
| 10. | Angie Hannah        | 1978-82             | 1,583        |
| 11. | Tyrese Tanner       | 2010-14             | 1,515        |
| 12. | Le'Co'e Willingham  | 1999-03             | 1,475        |
| 13. | Lori Monroe         | 1979-83             | 1,415        |
| 14. | Tasha Hamilton      | 1997-01             | 1,402        |
| 15. | Sherell Hobbs       | 2005-09             | 1,372        |
| 16. | Linda Godby         | 1986-90             | 1,365        |
| 17. | Tra'Ce'e Tanner     | 2012-16             | 1,327        |
| 18. | <b>Janiah McKay</b> | <b>2015-present</b> | <b>1,311</b> |
| 19. | Debra Larkin        | 1981-85             | 1,310        |
| 20. | C.C. Hayden         | 1989-92             | 1,306        |
| 21. | Katie Frerking      | 2013-17             | 1,271        |
| 22. | Conswella Sparrow   | 1997-00             | 1,249        |
| 23. | Blanche Alverson    | 2009-13             | 1,244        |
| 24. | Brenda Hill         | 1981-85             | 1,222        |
| 25. | Monique Morehouse   | 1992-96             | 1,191        |
| 26. | Lauretta Freeman    | 1989-93             | 1,188        |
| 27. | Hasina Muhammad     | 2001-15             | 1,184        |
|     | Sharon Stewart      | 1984-88             | 1,184        |
| 29. | Ruthie Bolton       | 1985-89             | 1,176        |
| 30. | Tiffany Krantz      | 1996-00             | 1,136        |

## Auburn Career Steals

| No. | Player              | Years               | Steals     |
|-----|---------------------|---------------------|------------|
| 1.  | Mae Ola Bolton      | 1985-88             | 282        |
| 2.  | Kristen Mulligan    | 1993-96             | 253        |
| 3.  | Ruthie Bolton       | 1986-89             | 246        |
| 4.  | Debra Larkin        | 1982-85             | 242        |
| 5.  | Helene Baroody      | 1984-87             | 240        |
| 6.  | Katie Frerking      | 2013-17             | 234        |
| 7.  | Sherell Hobbs       | 2005-09             | 231        |
| 8.  | Hasina Muhammad     | 2011-15             | 223        |
| 9.  | DeWanna Bonner      | 2005-09             | 208        |
| 10. | Natasha Brackett    | 2001-05             | 202        |
| --  | <b>Janiah McKay</b> | <b>2015-present</b> | <b>174</b> |

## Auburn Career Free Throws

| No. | Player              | Years               | FTs        |
|-----|---------------------|---------------------|------------|
| 1.  | DeWanna Bonner      | 2005-09             | 600        |
| 2.  | Carolyn Jones       | 1988-91             | 438        |
| 3.  | Tyrese Tanner       | 2010-14             | 376        |
| 4.  | Conswella Sparrow   | 1997-00             | 346        |
|     | Le'Co'e Willingham  | 1999-04             | 346        |
| 6.  | Becky Jackson       | 1980-84             | 340        |
| 7.  | <b>Janiah McKay</b> | <b>2015-present</b> | <b>336</b> |
|     | Vickie Orr          | 1985-89             | 307        |
| 9.  | Marianne Merritt    | 1975-79             | 305        |
| 10. | Tasha Hamilton      | 1997-01             | 296        |

## Auburn Career Double-Doubles

| No. | Player                 | Years               | D-Ds      |
|-----|------------------------|---------------------|-----------|
| 1.  | DeWanna Bonner         | 2005-09             | 40        |
| 2.  | Lauretta Freeman       | 1989-93             | 38        |
| 3.  | C.C. Hayden            | 1989-92             | 30        |
| 4.  | Le'Co'e Willingham     | 1999-04             | 29        |
| 5.  | Vickie Orr             | 1985-89             | 27        |
| 6.  | Monique Morehouse      | 1992-96             | 24        |
| 7.  | Becky Jackson          | 1980-84             | 19        |
| 8.  | Conswella Sparrow      | 1997-00             | 15        |
| 9.  | Tra'Ce'e Tanner        | 2012-16             | 14        |
| 10. | Tasha Hamilton         | 1997-01             | 13        |
|     | Sharon Stewart         | 1984-88             | 13        |
| 12. | <b>Unique Thompson</b> | <b>2017-present</b> | <b>12</b> |
|     | Danielle Coleman       | 1992-94             | 12        |
|     | Marita Payne           | 2002-06             | 12        |
| 15. | Whitney Boddie         | 2005-09             | 11        |
|     | KeKe Carrier           | 2005-10             | 11        |
| 17. | Tia Miller             | 2001-04             | 8         |
|     | Tara Williams          | 1995-97             | 8         |
| 19. | Katie Frerking         | 2013-17             | 7         |
|     | Linda Godby            | 1986-90             | 7         |
|     | Laticia Morris         | 1995-97             | 7         |
|     | Mandisa Stevenson      | 2002-04             | 7         |
|     | Tyrese Tanner          | 2010-14             | 7         |
| 24. | Justine Agbatan        | 1995-98             | 6         |
|     | Brenda Hill            | 1982-83             | 6         |
|     | Kendall Mago           | 1988-92             | 6         |
|     | Samantha Williams      | 1991-96             | 6         |
| 28. | Ruthie Bolton          | 1985-89             | 5         |
|     | Jordan Greenleaf       | 2006-11             | 5         |

## Auburn Career Assists

| No. | Player              | Years               | Assists    |
|-----|---------------------|---------------------|------------|
| 1.  | Whitney Boddie      | 2005-09             | 603        |
| 2.  | Renae Halbrooks     | 1978-82             | 593        |
| 3.  | Helene Baroody      | 1983-87             | 587        |
| 4.  | Kristen Mulligan    | 1992-96             | 551        |
| 5.  | Ruthie Bolton       | 1985-89             | 526        |
| 6.  | Martha Monk         | 1979-81             | 525        |
| 7.  | Chantel Tremiere    | 1987-91             | 490        |
| 8.  | Tiffany Krantz      | 1996-2000           | 414        |
| 9.  | Debra Larkin        | 1981-85             | 386        |
| 10. | <b>Janiah McKay</b> | <b>2015-present</b> | <b>358</b> |
| 11. | Samantha Williams   | 1991-96             | 323        |
| 12. | Nicole Loudon       | 2001-05             | 311        |
| 13. | Katie Frerking      | 2013-17             | 307        |
| 14. | Alli Smalley        | 2007-11             | 303        |
| 15. | Morgan Toles        | 2009-11             | 267        |
| 16. | Najat Ouardad       | 2011-13             | 259        |
| 17. | Cindy Sagrera       | 1981-84             | 254        |
| 18. | Mae Ola Bolton      | 1984-88             | 252        |
| 19. | Nitasha Brown       | 2002-06             | 236        |
| 20. | DeWanna Bonner      | 2005-09             | 226        |
| 21. | Tasha Hamilton      | 1997-2001           | 219        |
| 22. | Angie Hannah        | 1978-82             | 214        |
| 23. | Lynn Stevenson      | 1987-91             | 212        |
| 24. | LaRita Spencer      | 1999-2001           | 209        |
| 25. | Terryland Robinson  | 1989-93             | 207        |
|     | Diann McNeil        | 1984-88             | 202        |
| 27. | Justine Agbatan     | 1995-98             | 201        |
| 28. | Nancy Derrick       | 2000-04             | 200        |
|     | Sherell Hobbs       | 2005-09             | 200        |
| 30. | Tamela McCorvey     | 2006-08             | 189        |

## Auburn Career Free-Throw Pct. (min 150 att.)

| No. | Player              | Years               | Pct. (FT-FTA)         |
|-----|---------------------|---------------------|-----------------------|
| 1.  | Carolyn Jones       | 1988-91             | .810 (438-541)        |
| 2.  | Kristen Mulligan    | 1992-96             | .796 (191-240)        |
| 3.  | DeWanna Bonner      | 2005-09             | .795 (600-777)        |
| 4.  | Laticia Morris      | 1995-97             | .787 (233-296)        |
| 5.  | Whitney Boddie      | 2005-09             | .777 (219-282)        |
| 6.  | Linda Godby         | 1986-90             | .774 (185-239)        |
| 7.  | Brenda Hill         | 1982-83             | .768 (208-271)        |
| 8.  | Helene Baroody      | 1983-87             | .767 (155-202)        |
| 9.  | <b>Janiah McKay</b> | <b>2015-present</b> | <b>.765 (336-439)</b> |
| 10. | Patrena Scruggs     | 1987-89             | .749 (128-171)        |



## Auburn Individual & Team Records

### Single Game

|                         |                                                                   |
|-------------------------|-------------------------------------------------------------------|
| Points                  | 41, Conswella Sparrow vs. South Alabama (Feb. 17, 1998)           |
| Field Goals             | 17, Becky Jackson vs. UAB (1982-83)                               |
| Field Goal Attempts     | 34, Marianne Merritt vs. West Georgia (1975-76)                   |
| FG Percentage           | 1.000 (12-12), Laticia Morris vs. S. Alabama (Jan. 14, 1997)      |
| 3PT Field Goals         | 8, Tiffany Krantz vs. Troy State (Nov. 21, 1997)                  |
| 3PT Field Goal Attempts | 16, Brandy Montgomery at Marquette (Dec. 13, 2015)                |
| 3PT FG Pct.             | 1.000 (7-7), Tiffany Krantz vs. Vanderbilt (Jan. 29, 1997)        |
| Free Throws             | 14, DeWanna Bonner vs. Tennessee (Jan. 25, 2009)                  |
| Free Throw Attempts     | 17, Becky Jackson vs. Iona (Dec. 13, 1980)                        |
| FT Percentage           | 1.000 (11-11), Conswella Sparrow vs. Georgia (Jan. 17, 1998)      |
|                         | 1.000 (11-11), Lori Nero vs. Missouri State (Mar. 17, 2000)       |
|                         | 1.000 (11-11), Sherell Hobbs vs. Stephen F. Austin (Jan. 3, 2009) |
|                         | 1.000 (11-11), Janiah McKay vs. Texas A&M (Jan. 7, 2018)          |
| Rebounds                | 26, Marianne Merritt vs. Montevallo (1975-76)                     |
| Assists                 | 18, Martha Monk vs. Alabama State (1980-81)                       |
| Blocks                  | 13, Marita Payne vs. Arkansas (Feb. 3, 2005)                      |
| Steals                  | 10, Kristen Mulligan vs. NE Illinois (Dec. 18, 1992)              |
|                         | 10, Ruthie Bolton vs. Long Beach St. (April 1, 1988)              |
|                         | 10, Mae Ola Bolton vs. Kentucky (Feb. 3, 1987)                    |

### Season

|                         |                                           |
|-------------------------|-------------------------------------------|
| Points                  | 716, DeWanna Bonner (2008-09)             |
| Scoring Average         | 21.9, Marianne Merritt (1975-76)          |
| Field Goals             | 259, Tara Williams (1996-97)              |
|                         | 259, Angie Hannah (1980-81)               |
| Field Goal Attempts     | 544, Tara Williams (1996-97)              |
| Field Goal Percentage   | .663 (222-335), Becky Jackson (1982-83)   |
| 3PT Field Goals         | 70, Tiffany Krantz (1996-97)              |
| 3PT Field Goal Attempts | 197, Brandy Montgomery (2016-17)          |
| 3PT FG Percentage       | .429 (48-112), Kristen Mulligan (1994-95) |
| Free Throws             | 218, DeWanna Bonner (2008-09)             |
| Free Throw Attempts     | 258, DeWanna Bonner (2008-09)             |
| Free Throw Percentage   | .862 (25-59), Beth Bryant (1982-83)       |
| Rebounds                | 401, Laretta Freeman (1992-93)            |
| Rebounding Average      | 15.3, Marianne Merritt (1975-76)          |
| Assists                 | 294, Martha Monk (1980-81)                |
| Assists Average         | 8.9, Martha Monk (1980-81)                |
| Blocks                  | 141, Marita Payne (2004-05)               |
| Steals                  | 114, Marianne Merritt (1975-76)           |
| Double-Doubles          | 26, Laretta Freeman (1992-93)             |

### Career

|                           |                                   |
|---------------------------|-----------------------------------|
| Points                    | 2,162, DeWanna Bonner (2005-09)   |
| Scoring Average           | 20.4, Marianne Merritt (1975-79)  |
| Field Goals               | 864, Becky Jackson (1980-84)      |
|                           | 864, Vickie Orr (1985-89)         |
| Field Goal Attempts       | 1,795, Marianne Merritt (1975-79) |
| Field Goal Percentage     | .602, Becky Jackson (1980-1984)   |
| 3PT Field Goals           | 219, Alli Smalley (2007-11)       |
| 3PT Field Goal Attempts   | 688, Brandy Montgomery (2013-17)  |
| 3PT Field Goal Percentage | .415, Carolyn Jones (1988-91)     |
| Free Throws               | 600, DeWanna Bonner (2005-09)     |
| Free Throw Attempts       | 755, DeWanna Bonner (2005-09)     |
| Free Throw Percentage     | .810, Carolyn Jones (1988-91)     |
| Rebounds                  | 1,118, Becky Jackson (1980-84)    |
| Rebounding Average        | 10.0, Marianne Merritt (1975-79)  |
| Assists                   | 603, Whitney Boddie (2005-09)     |
| Assists Average           | 8.3, Martha Monk (1979-81)        |
| Blocks                    | 377, Marita Payne (2002-06)       |
| Steals                    | 282, Mae Ola Bolton (1985-88)     |
| Double-Doubles            | 40, DeWanna Bonner (2005-09)      |

### Triple-Doubles

Only three players ever at Auburn, male or female, have recorded a triple-double in a game, with two coming from the women's team: Marita Payne and Whitney Boddie. Payne recorded the first ever on Feb. 3, 2005 with 15 points, 12 rebounds and 13 blocks against Arkansas. Boddie followed up with one on Dec. 5, 2008 with 24 points, 11 rebounds and 12 assists against Sam Houston State.

### Single Game

|                            |                                                    |
|----------------------------|----------------------------------------------------|
| Points                     | 119 vs. Sam Houston State (Dec. 5, 2008)           |
| First Half Points          | 63 vs. Florida Southern (Jan. 17, 1987)            |
| Second Half Points         | 64 vs. Jacksonville State (Jan. 19, 1999)          |
| Points in a Quarter        | 32 (4Q) vs. Indiana (Nov. 27, 2016)                |
|                            | <b>32 (4Q) vs. Oklahoma (Dec. 2, 2018)</b>         |
| Field Goals                | 51 vs. Alabama State (Dec. 2, 1986)                |
| Field Goal Attempts        | 97 vs. Georgia State (Dec. 5, 1987)                |
| Field Goal Percentage      | .672 (38-58) vs. North Carolina (Dec. 18, 1982)    |
| <b>3PT Field Goals</b>     | <b>13 vs. Oklahoma (Dec. 2, 2018)</b>              |
| 3PT Field Goal Attempts    | 33 vs. Iowa State (Dec. 28, 2001)                  |
| 3PT FG Percentage          | .833 (5-6) vs. Charleston Southern (Nov. 23, 2001) |
|                            | .833 (5-6) at LSU (Feb. 1, 2009)                   |
| Free Throws                | 38 vs. Tuskegee (1976-77)                          |
| Free Throw Attempts        | 54 vs. Tuskegee (1976-77)                          |
| Free Throw Percentage      | 1.000 (16-16) vs. Texas A&M (Jan. 8, 2018)         |
| Rebounds                   | 79 vs. Eastern Kentucky (Nov. 25, 1989)            |
|                            | 79 vs. Alabama-Huntsville (Jan. 5, 1980)           |
| Assists                    | 38 vs. Georgia State (Dec. 5, 1987)                |
| Blocks                     | 17 vs. Alabama A&M (Nov. 19, 2009)                 |
|                            | 17 vs. South Alabama (Feb. 23, 1994)               |
|                            | 17 vs. Lamar (Dec. 1, 1993)                        |
| Steals                     | 24 vs. Tennessee State (Dec. 5, 2001)              |
|                            | 24 vs. East Carolina (Dec. 5, 2015)                |
| Fewest Points              | 25 vs. Mercer (1971-72)                            |
| Fewest First Half Points   | 12 vs. Hampton (Dec. 30, 2014)                     |
| Fewest Second Half Points  | 10 vs. Mercer (1971-72)                            |
| Fewest Rebounds            | 17 vs. Vanderbilt (Feb. 4, 2016)                   |
| Fewest Assists             | 3 vs. Tennessee (Jan. 10, 2002)                    |
| Fewest Field Goals         | 12 vs. Vanderbilt (Dec. 18, 1994)                  |
| Fewest Field Goal Attempts | 12 vs. South Carolina (Feb. 16, 2006)              |
|                            | 39 at Duke (Nov. 27, 2005)                         |
| Fewest Free Throws         | 0 vs. Georgia (Feb. 12, 1983)                      |
| Fewest Free Throw Attempts | 4 vs. Northwestern (Dec. 12, 1990)                 |
|                            | 4 vs. South Alabama (Feb. 20, 1991)                |
|                            | 4 at Kentucky (Feb. 3, 2011)                       |
|                            | 4 at Kentucky (Jan. 17, 2016)                      |
|                            | 4 vs. Texas A&M (Feb. 5, 2017)                     |
|                            | 4 at Tennessee (Jan. 4, 2018)                      |
| Fewest Fouls               | 6 vs. Alabama State (Feb. 20, 1991)                |
| Fewest Turnovers           | 5 at Alabama (Feb. 26, 2004)                       |
|                            | 5 vs. Florida (Dec. 31, 2017)                      |

### Season

|                           |                               |
|---------------------------|-------------------------------|
| Points                    | 2,945 in 1987-88              |
| Scoring Average           | 87.1 in 1986-87               |
| Field Goals               | 1,238 in 1987-88              |
| Field Goal Attempts       | 2,468 in 1987-88              |
| Field Goal Percentage     | .524 (1,201-2,292) in 1986-87 |
| 3PT Field Goals           | 181 in 2016-17                |
| 3PT Field Goal Attempts   | 639 in 2016-17                |
| 3PT Field Goal Percentage | .406 (26-64) in 1987-88       |
| Free Throws               | 572 in 1989-90                |
| Free Throw Attempts       | 838 in 1989-90                |
| Free Throw Percentage     | .749 (519-693) in 1990-91     |
| Rebounds                  | 1,652 in 1987-88              |
| Rebounding Average        | 47.2 in 1987-88               |
| Rebounding Margin         | +15.7 in 1987-88              |
| Assists                   | 674 in 1987-88                |
| Blocks                    | 207 in 2005-06                |
| Steals                    | 402 in 2012-13                |
| Turnovers Forced          | 709 in 2016-17                |
| Wins                      | 32 in 1987-88/1988-89         |
| Consecutive Wins          | 28 in 1988-89                 |
| Consecutive Home Wins     | 68 from 1986-91               |
| Losses                    | 18 in 1977-78/1978-79/2014-15 |

## TIGERS' RECORD WHEN...

|                                        | 2018-19 | Under<br>Coach Flo |
|----------------------------------------|---------|--------------------|
| At Home.....                           | 4-0     | 65-29              |
| On the Road.....                       | 3-1     | 28-50              |
| At a Neutral Site.....                 | 0-0     | 16-13              |
| When wearing white.....                | 4-0     | 65-23              |
| When wearing orange.....               | 1-0     | 6-10               |
| When wearing blue.....                 | 2-1     | 34-55              |
| When wearing pink.....                 | 0-0     | 4-4                |
| Leading at the half.....               | 7-1     | 87-19              |
| Trailing at the half.....              | 0-0     | 22-68              |
| Tied at the half.....                  | 0-0     | 0-5                |
| Scores 100+ points.....                | 0-0     | 0-0                |
| Scores 90-99 points.....               | 2-0     | 5-0                |
| Scores 80-89 points.....               | 2-0     | 22-1               |
| Scores 70-79 points.....               | 3-0     | 32-6               |
| Scores 60-69 points.....               | 0-1     | 34-19              |
| Scores fewer than 60 points.....       | 0-0     | 14-66              |
| Holds opponent to 41-50 points.....    | 1-0     | 27-3               |
| Holds opponent to 31-40 points.....    | 0-0     | 6-0                |
| Holds opponent to under 30 points..... | 0-0     | 2-0                |
| Force 25 or more turnovers.....        | 2-0     | 46-8               |
| Shoots 50% FG or better.....           | 2-0     | 29-2               |
| Shoots 40-49% FG.....                  | 5-1     | 57-22              |
| Shoots 39.9% or under FG.....          | 0-0     | 22-69              |
| Holds opponent under 30% FG.....       | 1-0     | 23-2               |
| Shoots higher FG% than opponent.....   | 7-1     | 91-21              |
| Shoots lower FG% than opponent.....    | 0-0     | 18-66              |
| Shoots same FG% as opponent.....       | 0-0     | 0-3                |
| Shoots higher FT% than opponent.....   | 4-1     | 46-34              |
| Shoots lower FT% than opponent.....    | 3-0     | 62-58              |
| Shoots same FT% as opponent.....       | 0-0     | 0-1                |
| Out-rebounds opponent.....             | 5-0     | 68-25              |
| Out-rebounded by opponent.....         | 0-1     | 35-66              |
| Tied in rebounds.....                  | 2-0     | 5-2                |
| Versus ranked opponent.....            | 0-0     | 4-41               |
| In overtime.....                       | 0-0     | 3-4                |
| Games decided by 3 points or less..... | 1-1     | 8-14               |
| Games decided by 4-5 points.....       | 0-0     | 10-13              |
| Games decided by 6-10 points.....      | 0-0     | 25-24              |
| Games decided by 11-20 points.....     | 4-0     | 33-26              |
| Games decided by 21-30 points.....     | 1-0     | 22-9               |
| Games decided by 30+ points.....       | 1-0     | 11-6               |
| On Television/Digital.....             | 6-0     | 54-61              |
| In November.....                       | 5-1     | 31-13              |
| In December.....                       | 2-0     | 34-8               |
| In January.....                        | 0-0     | 13-34              |
| In February.....                       | 0-0     | 19-26              |
| In March.....                          | 0-0     | 11-11              |

## 2018-19 Auburn Superlatives...

## First Half

|                                                       |                                                      |
|-------------------------------------------------------|------------------------------------------------------|
| Most points scored in the first quarter.....          | 30, at St. Joseph's (12/6/18)                        |
| Most points scored in the second quarter.....         | 27, vs. Oklahoma (12/2/18)                           |
| Most points scored in the first half.....             | 44, vs. Grambling (11/6/18) & vs. Oklahoma (12/2/18) |
| Fewest points scored in the first half.....           | 34, vs. Louisiana-Lafayette (11/25/18)               |
| Fewest points allowed in the first half.....          | 20, vs. Grambling (11/6/18)                          |
| Most points allowed in the first half.....            | 33, at New Mexico (11/11/18)                         |
| Best FG % in the first half.....                      | .531, at St. Joseph's (12/6/18)                      |
| Worst FG % in the first half.....                     | .303, at New Mexico (11/11/18)                       |
| Best FG % by an opponent in the first half.....       | .458, at XULA (11/28/18)                             |
| Worst FG % by an opponent in the first half.....      | .242, vs. Grambling (11/6/18)                        |
| Most rebounds in the first half.....                  | 29, at New Mexico (11/11/18)                         |
| Fewest rebounds in the first half.....                | 16, at XULA (11/28/18)                               |
| Most rebounds by an opponent in the first half.....   | 23, vs. Oklahoma (12/2/18)                           |
| Fewest rebounds by an opponent in the first half..... | 10, vs. Nicholls State (11/9/18)                     |

## Second Half

|                                                        |                                                  |
|--------------------------------------------------------|--------------------------------------------------|
| Most points scored in the third quarter.....           | 27, vs. Nicholls State (11/9/18)                 |
| Most points scored in the fourth quarter.....          | 32, vs. Oklahoma (12/2/18)                       |
| Most points scored in an overtime period.....          |                                                  |
| Most points scored in the second half.....             | 53, vs. Grambling (11/6/18)                      |
| Fewest points scored in the second half.....           | 26, at Iowa State (11/13/18)                     |
| Fewest points allowed in the second half.....          | 28, vs. Grambling (11/6/18) & at XULA (11/28/18) |
| Most points allowed in the second half.....            | 49, vs. Oklahoma (12/2/18)                       |
| Best FG % in the second half.....                      | .564, vs. Grambling (11/6/18)                    |
| Worst FG % in the second half.....                     | .310, at Iowa State (11/13/18)                   |
| Best FG % by an opponent in the second half.....       | .571, at St. Joseph's (12/6/18)                  |
| Worst FG % by an opponent in the second half.....      | .280, vs. Grambling (11/6/18)                    |
| Most rebounds in the second half.....                  | 25, vs. Grambling (11/6/18)                      |
| Fewest rebounds in the second half.....                | 11, at St. Joseph's (12/6/18)                    |
| Most rebounds by an opponent in the second half.....   | 23, at Iowa State (11/13/18)                     |
| Fewest rebounds by an opponent in the second half..... | 11, at St. Joseph's (12/6/18)                    |

## Game

|                                     |                                 |
|-------------------------------------|---------------------------------|
| Most points scored.....             | 97, vs. Grambling (11/6/18)     |
| Fewest points scored.....           | 64, at Iowa State (11/13/18)    |
| Most points allowed.....            | 79, vs. Oklahoma (12/2/18)      |
| Fewest points allowed.....          | 48, vs. Grambling (11/6/18)     |
| Best FG %.....                      | .537, at St. Joseph's (12/6/18) |
| Worst FG %.....                     | .411, at Iowa State (11/13/18)  |
| Best FG % by an opponent.....       | .459, vs. Oklahoma (12/2/18)    |
| Worst FG % by an opponent.....      | .259, vs. Grambling (11/6/18)   |
| Most rebounds.....                  | 53, vs. Grambling (11/6/18)     |
| Fewest rebounds.....                | 30, at St. Joseph's (12/6/18)   |
| Most rebounds by an opponent.....   | 42, at Iowa State (11/13/18)    |
| Fewest rebounds by an opponent..... | 26, vs. Grambling (11/6/18)     |

## Miscellaneous

|                                           |                                                             |
|-------------------------------------------|-------------------------------------------------------------|
| Highest-scoring quarter.....              | 32, 4Q vs. Oklahoma (12/2/18)                               |
| Lowest-scoring quarter.....               | 7, 3Q at Iowa State (11/13/18)                              |
| Highest-scoring opponent quarter.....     | 26, 4Q vs. Oklahoma (12/2/18)                               |
| Lowest-scoring opponent quarter.....      | 5, 2Q vs. Grambling (11/6/18)                               |
| Largest margin in a single quarter.....   | +21 (27-6), 2Q vs. Oklahoma (12/2/18)                       |
| Largest margin of victory.....            | 49, vs. Grambling (11/6/18)                                 |
| Smallest margin of victory.....           | 3, at New Mexico (11/11/18)                                 |
| Largest margin of defeat.....             |                                                             |
| Smallest margin of defeat.....            | 3, at Iowa State (11/13/18)                                 |
| Largest halftime lead.....                | 24, vs. Grambling (11/6/18)                                 |
| Smallest halftime lead.....               | 3, at New Mexico (11/11/18)                                 |
| Times tied at halftime.....               |                                                             |
| Largest halftime deficit.....             |                                                             |
| Smallest halftime deficit.....            |                                                             |
| Largest rebounding margin.....            | +27, vs. Grambling (11/6/18)                                |
| Smallest rebounding margin.....           | +1, vs. Louisiana-Lafayette (11/25/18) & at XULA (11/28/18) |
| Last time tied in rebounding.....         | 30-30, at St. Joseph's (12/6/18)                            |
| Largest rebounding deficit.....           | -6, at Iowa State (11/13/18)                                |
| Smallest rebounding deficit.....          |                                                             |
| Largest deficit overcome to win game..... | 8, vs. Oklahoma (12/2/18)                                   |
| Largest lead lost.....                    | 15, at Iowa State (11/13/18)                                |

**MISCELLANEOUS STATISTICS**

| Double-Doubles  | Season | Career |
|-----------------|--------|--------|
| Unique Thompson | 5      | 12     |
| Janiah McKay    | 1      | 2      |

| 30+ Point Games | Season | Career |
|-----------------|--------|--------|
| 20+ Point Games | Season | Career |
| Janiah McKay    | 1      | 18     |
| Daisa Alexander | 1      | 7      |
| Unique Thompson | 0      | 3      |

| 10+ Rebound Games | Season | Career |
|-------------------|--------|--------|
| Unique Thompson   | 6      | 17     |

| 10+ Assist Games | Season | Career |
|------------------|--------|--------|
| Janiah McKay     | 1      | 2      |

| 5+ Steal Games  | Season | Career |
|-----------------|--------|--------|
| Crystal Primm   | 1      | 1      |
| Janiah McKay    | 0      | 5      |
| Daisa Alexander | 0      | 2      |
| Erica Sanders   | 0      | 1      |

| 5+ Block Games  | Season | Career |
|-----------------|--------|--------|
| Unique Thompson | 0      | 1      |

**GAMES LED AUBURN IN . . .**

| Scoring         | Season | Career |
|-----------------|--------|--------|
| Unique Thompson | 4      | 9      |
| Janiah McKay    | 3      | 31     |
| Daisa Alexander | 2      | 9      |
| Robyn Benton    | 1      | 1      |
| Emari Jones     | 1      | 1      |

| Rebounding       | Season | Career |
|------------------|--------|--------|
| Unique Thompson  | 8      | 27     |
| Emari Jones      | 0      | 3      |
| Daisa Alexander  | 0      | 2      |
| Abigayle Jackson | 0      | 2      |
| Janiah McKay     | 0      | 2      |
| Erica Sanders    | 0      | 2      |

| Assists         | Season | Career |
|-----------------|--------|--------|
| Janiah McKay    | 6      | 58     |
| Daisa Alexander | 2      | 3      |
| Unique Thompson | 1      | 3      |
| Emari Jones     | 1      | 2      |
| Erica Sanders   | 0      | 5      |

*(includes games where lead was shared)*

**2018-19 DOUBLE-DOUBLES**

- Unique Thompson vs. Grambling (14 pts, 13 reb)
- Janiah McKay vs. Grambling (16 pts, 10 ast)
- Unique Thompson at New Mexico (19 pts, 19 reb)
- Unique Thompson at Iowa State (19 pts, 14 reb)
- Unique Thompson vs. UL-Lafayette (16 pts, 13 reb)
- Unique Thompson vs. Oklahoma (14 pts, 17 reb)

**Last Time an Auburn Team...**

|                                                              |                                                                          |
|--------------------------------------------------------------|--------------------------------------------------------------------------|
| Scored 90 points                                             | Auburn 95, Oklahoma 79, in Auburn, Ala. (Dec. 2, 2018)                   |
| Scored 100 points                                            | Auburn 119, Sam Houston State 54, in Auburn, Ala. (Dec. 5, 2008)         |
| Scored 100 points in an SEC game                             | Auburn 102, Tennessee 96, SEC Tournament in Albany, Ga. (Mar. 6, 1987)   |
| Scored 100 at home                                           | Auburn 119, Sam Houston State 54, in Auburn, Ala. (Dec. 5, 2008)         |
| Scored 80 points and lost                                    | Virginia Tech 92, Auburn 87 [OT] in Auburn, Ala. (Dec. 18, 2016)         |
| Scored 90 points and lost                                    | Kentucky 91, Auburn 90 [2OT], in Auburn, Ala. (Feb. 2, 1986)             |
| Scored 100 points and lost                                   | Never                                                                    |
| Scored 110+ points                                           | Auburn 119, Sam Houston State 54, in Auburn, Ala. (Dec. 5, 2008)         |
| Scored 50-59 points in a half                                | 51 - 2nd half vs. Oklahoma in Auburn, Ala. (Dec. 2, 2018)                |
| Scored 60 or more points in a half                           | 62 (2nd half) - vs. Drake in New Orleans, La. (Dec. 21, 2016)            |
| Scored 30 or more points in a quarter                        | 30 (1st quarter) - at St. Joseph's in Philadelphia, Pa. (Dec. 6, 2018)   |
| Scored 50 points or less in a game                           | 48 - at Kentucky in Lexington, Ky. (Feb. 1, 2018)                        |
| Scored 50 points or less and won                             | Auburn 47, Missouri 45 [SEC] in Jacksonville, Fla. (March 3, 2016)       |
| Scored 40 points or less in a game                           | Georgia 63, Auburn 30, in Athens, Ga. (Jan. 28, 2016)                    |
| Scored less than 10 points in a quarter                      | 7 points (3rd quarter) vs. Iowa State in Ames, Iowa (Nov. 13, 2018)      |
| Scored less than 20 points in a 1st half                     | 16 points vs. Missouri in Auburn, Ala. (Feb. 15, 2018)                   |
| Scored less than 20 points in a 2nd half                     | 18 points vs. Missouri [SEC] in Jacksonville, Fla. (March 3, 2016)       |
| Had 35+ rebound margin                                       | 36 - (52-16) vs. Alabama A&M in Normal, Ala. (Nov. 19, 2013)             |
| Had 25+ rebound margin                                       | 33 - (53-26) vs. Grambling State in Auburn, Ala. (Nov. 6, 2018)          |
| Had 20+ rebound margin                                       | 33 - (53-26) vs. Grambling State in Auburn, Ala. (Nov. 6, 2018)          |
| Attempted 30 free throws                                     | 33 - vs. Southeastern Louisiana in Auburn, Ala. (Dec. 19, 2017)          |
| Attempted 35 free throws                                     | 35 - vs. Florida A&M in Auburn, Ala. (Nov. 28, 2009)                     |
| Attempted 40 free throws                                     | 41 - vs. Alabama State in Auburn, Ala. (Nov. 15, 2006)                   |
| Attempted 5 free throws or less                              | 5 - vs. Tennessee [SEC] in Nashville, Tenn. (March 1, 2018)              |
| Did not attempt a free throw                                 | Never                                                                    |
| Made 20 free throws                                          | 20 - vs. Alabama in Auburn, Ala. (Jan. 28, 2018)                         |
| Made 25 free throws                                          | 29 - vs. South Carolina (29-38) in Auburn, Ala. (Feb. 17, 2008)          |
| Made 30 free throws                                          | 31 - vs. Northwestern State (31-43) (Dec. 30, 2003)                      |
| Had 25 assists                                               | 25 - vs. Ole Miss in Auburn, Ala. (Jan. 8, 2017)                         |
| Had 25 turnovers                                             | 25 - at Kentucky in Lexington, Ky. (Feb. 1, 2018)                        |
| Had 10 turnovers or less                                     | 10 - at St. Joseph's in Philadelphia, Pa. (Dec. 6, 2018)                 |
| Had 25+ steals                                               | Never                                                                    |
| Had 20-24 steals                                             | 21 - vs. ULM in Auburn, Ala. (Nov. 29, 2017)                             |
| Had 15-19 steals                                             | 15 - vs. Louisiana-Lafayette in Auburn, Ala. (Nov. 25, 2018)             |
| Had 10-14 blocks                                             | 10 - vs. Louisiana Tech in Auburn, Ala. (Nov. 19, 2017)                  |
| Had 15+ blocks                                               | 15 - at Florida International in Miami, Fla. (Dec. 29, 2014)             |
| Won an overtime game                                         | Auburn 71, Arkansas 60 [1OT] in Auburn, Ala. (Jan. 24, 2016)             |
| Lost an overtime game                                        | Alabama 63, Auburn 61 [1OT] in Auburn, Ala. (Feb. 20, 2017)              |
| Played a double overtime game                                | Auburn 70, Alabama 65 [2OT] in Auburn, Ala. (Feb. 27, 2014)              |
| Played three or more overtimes                               | Never                                                                    |
| Shot 70% for a half                                          | 70.6% (24-of-34) vs. Florida A&M in Auburn, Ala. (Dec. 15, 2013)         |
| Shot 60% for a game                                          | 61.8% (34-for-55) vs. Alabama (Jan. 22, 2009)                            |
| Shot less than 30% for a game                                | 27.6% (21-of-76) vs. Missouri in Auburn, Ala. (Feb. 15, 2018)            |
| Shot 90-99.9% from the free throw line (minimum 10 attempts) | 92.3% (12-of-13) vs. Nicholls State in Auburn, Ala. (Nov. 9, 2018)       |
| Shot 100% from the free throw line (minimum 10 attempts)     | 100% (16-of-16) vs. Texas A&M in Auburn, Ala. (Jan. 7, 2018)             |
| Shot 50% on 3-pointers (minimum 5 attempts)                  | 55.6% (5-of-9) vs. Alabama in Auburn, Ala. (Jan. 28, 2018)               |
| Shot 20-30% in a half                                        | 20.0% (6-of-30), 2nd half vs. Vanderbilt in Auburn, Ala. (Feb. 12, 2018) |
| Shot less than 20% in a half                                 | 18.4% (7-of-38), 1st half vs. Missouri in Auburn, Ala. (Feb. 15, 2018)   |
| Shot 55% or better and lost                                  | 58.1%, (25-of-43) vs. Tennessee (Jan. 20, 2005)                          |
| Made at least 10 3-point field goals                         | 13-of-29 vs. Oklahoma in Auburn, Ala. (Dec. 2, 2018)                     |
| Failed to make a 3-point field goal                          | 0-of-5 vs. Southern in Auburn, Ala. (Dec. 9, 2017)                       |
| Had 60+ rebounds                                             | 61 - vs. Stephen F. Austin in Auburn, Ala. (Dec. 17, 2007)               |
| Had 50-59 rebounds                                           | 53 - vs. Grambling State in Auburn, Ala. (Nov. 6, 2018)                  |
| Defeated a Top-25 opponent                                   | Auburn 80, #16 Florida 58, in Auburn, Ala. (Feb. 14, 2016)               |
| Defeated a Top-10 opponent                                   | Auburn 66, #7 Kentucky 61, in Auburn, Ala. (Jan. 3, 2016)                |
| Defeated a Top-25 opponent on the road                       | Auburn 68, #16 Vanderbilt 62, in Nashville, Tenn. (Feb. 13, 2014)        |

**Last Time an Auburn Player...**

|                                                     |                                                                                   |
|-----------------------------------------------------|-----------------------------------------------------------------------------------|
| Scored 25 points                                    | 25 - Janiah McKay at Mississippi State in Starkville, Miss. (Feb. 22, 2018)       |
| Scored 30 points                                    | 32 - Katie Frerking at Texas A&M in College Station, Texas (Feb. 5, 2017)         |
| Scored 35 points                                    | 35 - DeWanna Bonner vs. Tennessee (Jan. 25, 2009)                                 |
| Scored 40 points                                    | 41 - Conswella Sparrow vs. South Alabama (Feb. 17, 1998)                          |
| Had 10+ rebounds                                    | 17 - Unique Thompson vs. Oklahoma in Auburn, Ala. (Dec. 2, 2018)                  |
| Had 15+ rebounds                                    | 17 - Unique Thompson vs. Oklahoma in Auburn, Ala. (Dec. 2, 2018)                  |
| Had 20 rebounds                                     | 20 - Monique Morehouse at LSU (Feb. 4, 1995)                                      |
| Had 10 assists                                      | 10 - Janiah McKay vs. Grambling State (Nov. 6, 2018)                              |
| Had 15 assists                                      | 18 - Martha Monk vs. Alabama State (Feb. 18, 1981)                                |
| Had 5 blocks                                        | 6 - Unique Thompson vs. Louisiana Tech in Auburn, Ala. (Nov. 19, 2017)            |
| Had 7 blocks                                        | 7 - Jassany Williams vs. Duke (Nov. 18, 2011)                                     |
| Had 10 blocks                                       | 13 - Marita Payne vs. Arkansas (Feb. 3, 2005)                                     |
| Had 5 steals                                        | 5 - Crystal Primm vs. Nicholls State in Auburn, Ala. (Nov. 9, 2018)               |
| Had 8 steals                                        | 8 - Brandy Montgomery vs. East Carolina in Auburn, Ala. (Dec. 5, 2015)            |
| Had 10 steals                                       | 10 - Kristen Mulligan vs. Northeast Illinois in Auburn, Ala. (Dec. 18, 1992)      |
| Made 10 field goals                                 | 10 - Janiah McKay (10-20) vs. Tennessee [SEC] in Nashville, Tenn. (March 1, 2018) |
| Made 15 field goals                                 | 15 - Conswella Sparrow (15-16) vs. South Alabama (Feb. 17, 1998)                  |
| Attempted 20 field goals                            | 20 - Janiah McKay (10-20) vs. Tennessee [SEC] in Nashville, Tenn. (March 1, 2018) |
| Attempted 25 field goals                            | 28 - Brandy Montgomery (8-28) at Marquette in Milwaukee, Wis. (Dec. 13, 2015)     |
| Made 5 three-point field goals                      | 5 - Brandy Montgomery vs. Ole Miss in Auburn, Ala. (Jan. 8, 2017)                 |
| Made 8 three-point field goals                      | 8 - Tiffany Krantz vs. Troy State in Auburn, Ala. (Nov. 21, 1997)                 |
| Attempted 10 three-point field goals                | 10 - Brandy Montgomery vs. Virginia Tech in Auburn, Ala. (Dec. 18, 2016)          |
| Attempted 15 three-point field goals                | 16 - Brandy Montgomery at Marquette in Milwaukee, Wis. (Dec. 13, 2015)            |
| Made 10 free throws                                 | 11 - Janiah McKay (11-12) vs. LSU in Auburn, Ala. (Feb. 8, 2018)                  |
| Made 15 free throws                                 | Never                                                                             |
| Shot 100% at the free throw line (min. 10 attempts) | 11-11 - Janiah McKay vs. Texas A&M in Auburn, Ala. (Jan. 7, 2018)                 |



**SEC PRESEASON POLL (Media Vote)****Order of Finish**

- Mississippi State
- South Carolina
- Tennessee
- Georgia
- Missouri
- Texas A&M
- Kentucky
- Auburn
- LSU
- Alabama
- Arkansas
- Florida
- Vanderbilt
- Ole Miss

**Player of the Year**

Teaira McCowan, Mississippi State

**All-SEC Team**

Caliya Robinson, Georgia  
 Anriel Howard, Mississippi State  
 Teaira McCowan, Mississippi State  
 Sophie Cunningham, Missouri  
 Alexis Jennings, South Carolina  
 Renna Davis, Tennessee  
 Chennedy Carter, Texas A&M

**SEC PRESEASON POLL (Coaches' Vote)****Order of Finish**

- Mississippi State
- South Carolina
- Georgia
- Tennessee
- Missouri
- Texas A&M
- Kentucky
- Auburn
- LSU
- Alabama
- Arkansas
- Florida
- Vanderbilt
- Ole Miss

**Player of the Year**

Teaira McCowan, Mississippi State

**All-SEC First Team**

Caliya Robinson, Georgia  
 Maci Morris, Kentucky  
 Anriel Howard, Mississippi State  
 Teaira McCowan, Mississippi State  
 Sophie Cunningham, Missouri  
 Tyasha Harris, South Carolina  
 Renna Davis, Tennessee  
 Chennedy Carter, Texas A&M

**All-SEC Second Team**

Malica Monk, Arkansas  
 Jannah McKay, Auburn  
 Unique Thompson, Auburn  
 Taylor Murray, Kentucky  
 Ayana Mitchell, LSU  
 Shandricka Sessom, Ole Miss  
 Amber Smith, Missouri  
 Alexis Jennings, South Carolina  
 Evina Westbrook, Tennessee

|                                                       |                                                                                                                                                                            |
|-------------------------------------------------------|----------------------------------------------------------------------------------------------------------------------------------------------------------------------------|
| Had a double-double.....                              | Unique Thompson (14 p/17 r) vs. Oklahoma in Auburn, Ala. (Dec. 2, 2018)                                                                                                    |
| Had 2 consecutive double-doubles.....                 | Unique Thompson: 19/14 at Iowa State; 16/13 vs. ULL (Nov. 13-25, 2018)                                                                                                     |
| Had 3 consecutive double-doubles.....                 | Unique Thompson: 19/19 at UNM; 19/14 at Iowa St., 16/13 vs. ULL (Nov. 11-25, 2018)                                                                                         |
| Had 4 consecutive double-doubles.....                 | DeWanna Bonner: vs. SC, at OM, at UGA, vs. Vandy (Feb. 17-28, 2008)                                                                                                        |
| Had 5 consecutive double-doubles.....                 | Le'Coe Willingham: vs. ALA, at ARK, vs. MSU, at UT, at UK (Jan. 22-Feb. 5, 2004)                                                                                           |
| Had a double-double at halftime.....                  | Unique Thompson (10 pts/10 rebs) vs. Louisiana Tech in Auburn, Ala. (Nov. 19, 2017)                                                                                        |
| Two players had a double-double.....                  | Unique Thompson (14 p/13 r) & Jannah McKay (16 p/10 a) vs. Grambling State (Nov. 6, 2018)                                                                                  |
| Recorded a double-double with points and assists..... | Jannah McKay (16 pts/10 assists) vs. Grambling State (Nov. 6, 2018)                                                                                                        |
| Scored 20 points & had 20 rebounds.....               | Lauretta Freeman (30 pts/21 rebs.) vs. Alabama, (Feb. 17, 1993)                                                                                                            |
| Had a triple-double.....                              | Whitney Boddie (24 pts./11 rebs./12 asst.) vs. Sam Houston State (Dec. 5, 2008)                                                                                            |
| Two players scored 20 points.....                     | Jannah McKay (23) and Unique Thompson (20) vs. LSU in Auburn, Ala. (Feb. 8, 2018)                                                                                          |
| Two players scored 30 points.....                     | Laticia Morris (33 points) & Tara Williams (30 points) vs. South Alabama (Jan. 14, 1997)                                                                                   |
| Had 2 straight 25-point games.....                    | Jannah McKay: 27 at South Carolina, 26 vs. Arkansas (Jan. 11-14, 2018)                                                                                                     |
| Had 3 straight 25-point games.....                    | Jannah McKay: 25 pts vs. Texas A&M, 27 pts at South Carolina, 26 pts vs. Arkansas (Jan. 7-14, 2018)                                                                        |
| Zero players scored in double figures.....            | at Georgia in Athens, Ga. (Jan. 28, 2016)                                                                                                                                  |
| Only one player scored in double figures.....         | Daisa Alexander (22) at Georgia in Athens, Ga. (Jan. 21, 2018)                                                                                                             |
| Five players scored in double figures.....            | McKay (21), Alexander (16), Primm (14), Thompson (12), Moore (10) at St. Joseph's (Dec. 6, 2018)                                                                           |
| Six players scored in double figures.....             | McKay/Benton (16), Primm (15), Thompson (14), Alexander/Jones (13) vs. Grambling (Nov. 6, 2018)                                                                            |
| Seven players scored in double figures.....           | Carrier (19 pts.), Bonner (18 pts.), Smalley (16 pts.), Boddie (13 pts.), R. Hobbs (13 pts.), Hilliard (13 pts.) & S. Hobbs (10 pts.) vs. Sam Houston State (Dec. 5, 2008) |
| Two players had 10 rebounds.....                      | Unique Thompson (13) and Emari Jones (10) vs. Louisiana-Lafayette in Auburn, Ala. (Nov. 25, 2018)                                                                          |
| Three players had 10 rebounds.....                    | Jordan Greenleaf (12 rebs.), DeWanna Bonner (12 rebs.) & Whitney Boddie (10 rebs.) vs. Oakland (Nov. 21, 2007)                                                             |
| Played every minute.....                              | Jordan Greenleaf (40 mins.) vs. Florida in Duluth, Ga. [SEC] (Mar. 4, 2010)                                                                                                |
| Played 40 or more minutes in OT game.....             | Katie Frerking (40 mins.) vs. Alabama in Auburn, Ala. (Feb. 20, 2017)                                                                                                      |
| Attempted a slam dunk.....                            | Hasina Muhammad vs. St. John's in Auburn, Ala. (Dec. 6, 2013)                                                                                                              |
| Made a shot from half-court or beyond.....            | Jannah McKay (2nd quarter) vs. Tennessee [SEC] in Nashville, Tenn. (March 1, 2018)                                                                                         |

**Last Time an Auburn Opponent...**

|                                                      |                                                                     |
|------------------------------------------------------|---------------------------------------------------------------------|
| Shot less than 30% in a game (SEC).....              | Florida - 25.5% (13-of-51) in Gainesville, Fla. (Feb. 28, 2016)     |
| Shot less than 30% in a game (Non-conf).....         | Grambling State - 25.9% (15-of-58) in Auburn, Ala. (Nov. 6, 2018)   |
| Shot 60% in a game.....                              | Vanderbilt - 60.4% in Nashville, Tenn. [SEC] (Mar. 5, 2004)         |
| Scored 90 points.....                                | Virginia Tech 92, Auburn 87 [OT] in Auburn, Ala. (Dec. 18, 2016)    |
| Scored 100 points.....                               | Georgia 102, Auburn 72 in Athens, Ga. (Mar. 3, 1984)                |
| Scored 100 points at Auburn.....                     | Tuskegee 105, Auburn 98 (2OT) (Feb. 12, 1979)                       |
| Scored 100 points and Lost.....                      | Never                                                               |
| Had 25+ rebound margin.....                          | Never                                                               |
| Had a 20+ rebound margin.....                        | 20 - Alabama (56-36) in Auburn, Ala. (Feb. 20, 2017)                |
| Scored less than 10 points in a quarter.....         | 6 - Oklahoma (2nd quarter) in Auburn, Ala. (Dec. 2, 2018)           |
| Scored less than 10 points in all four quarters..... | Winthrop (9-8-8-8) in Auburn, Ala. (Dec. 16, 2015)                  |
| Scored 30 or more points in a quarter.....           | 30 - South Carolina (1st quarter) in Columbia, S.C. (Jan. 11, 2018) |
| Scored less than 10 points in a half.....            | 8 - Jacksonville (1st half) in Auburn, Ala. (Dec. 28, 2016)         |
| Scored less than 20 points in a 1st half.....        | 18 - Southeastern La. in Auburn, Ala. (Dec. 19, 2017)               |
| Scored less than 20 points in a 2nd half.....        | 19 - Florida in Auburn, Ala. (Dec. 31, 2017)                        |
| Had 50 rebounds.....                                 | 56 - Alabama in Auburn, Ala. (Feb. 20, 2017)                        |
| Had 25 assists.....                                  | 25 - Florida International in Miami, Fla. (Dec. 19, 1993)           |
| Had 25-29 turnovers.....                             | 25 - XULA in New Orleans, La. (Nov. 28, 2018)                       |
| Had 30-34 turnovers.....                             | 30 - XULA in Auburn, Ala. (Dec. 28, 2017)                           |
| Had 35+ turnovers.....                               | 35 - ULM in Auburn, Ala. (Nov. 27, 2017)                            |
| Had 15 steals.....                                   | 15 - East Carolina in Auburn, Ala. (Dec. 5, 2015)                   |
| Had 10 blocks.....                                   | 11 - at Baylor [NCAA] in Waco, Texas (March 20, 2016)               |
| Failed to make a 3-point field goal.....             | LSU (0-6) in Baton Rouge, La. (Feb. 1, 2016)                        |
| Attempted 35 free throws.....                        | 35 - Florida in Gainesville, Fla. (Feb. 28, 2016)                   |
| Made 30 free throws.....                             | 30 - Arkansas (Jan. 22, 1995)                                       |
| Made 10 three-point field goals.....                 | 13 - St. Joseph's in Philadelphia, Pa. (Dec. 6, 2018)               |
| Made 15 three-point field goals.....                 | 18 - Missouri in Columbia, Mo. (Jan. 6, 2013)                       |
| Scored 41-50 points in a game.....                   | 48 - Grambling State in Auburn, Ala. (Nov. 6, 2018)                 |
| Scored 31-40 points in a game.....                   | 40 - Georgetown in Nashville, Tenn. (Nov. 24, 2017)                 |
| Scored 30 points or less.....                        | 26 - Georgia in Athens, Ga. (Feb. 22, 2015)                         |
| Scored 25 points or less.....                        | 25 - Puerto Rico Mayaguez (Dec. 17, 2000)                           |

**Last Time an Opposing Player...**

|                                                       |                                                                                                          |
|-------------------------------------------------------|----------------------------------------------------------------------------------------------------------|
| Scored 30+ points (non-conference).....               | 30 - Nina Davis of Baylor [NCAA] in Waco, Texas (March 20, 2016)                                         |
| Scored 30+ points (SEC).....                          | 33 - Morgan Eye of Missouri in Columbia, Mo. (Jan. 6, 2013)                                              |
| Scored 35+ points.....                                | 38 - Lindsay Shearer of Kent State in Kent, Ohio (Nov. 20, 2005)                                         |
| Attempted 25 field goals.....                         | 27 - Jantel Lavender (9-27) of Ohio State (Nov. 23, 2008)                                                |
| Scored 20 points & had 20 rebounds.....               | Young of Baylor in the WNIT Championship Game, (20 pts./25 rebs.) (Apr. 4, 2003)                         |
| Two players scored 20 points.....                     | Chennedy Carter (23) and Danni Williams (20) of Texas A&M in College Station, Texas (Feb. 4, 2018)       |
| Three players scored 20 points.....                   | by LSU in Baton Rouge, Chatman (22 pts.), Johnson (21 pts) & Lowery (20 pts) (Jan. 12, 1991)             |
| Five players scored in double figures.....            | Lorenzen (10), Needles (11), Lewis (10), Williams (11), Copeland (12) of Florida (Jan. 4, 2015)          |
| Six players scored in double figures.....             | Williams (10), Lewis (13), Bonds (18), Peoples (10), Miller (12), Svetev (12) of Florida (Jan. 26, 2014) |
| Recorded a double-double.....                         | Madi Williams (10 pts/16 rebs) of Oklahoma in Auburn, Ala. (Dec. 2, 2018)                                |
| Recorded a double-double with points and assists..... | Tyasha Harris (12 pts/11 ast) of South Carolina in Columbia, S.C. (Jan. 11, 2018)                        |
| Recorded a triple-double.....                         | Ceira Ricketts (14 pts./13 rebs./12 asst.) of Arkansas (Jan. 18, 2009)                                   |
| Two players recorded a double-double.....             | Wilson (19 pts/11 reb) & Harris (12 pts/11 ast) of South Carolina in Columbia, S.C. (Jan. 11, 2018)      |
| Committed 10+ turnovers.....                          | 12 - Amber Dixon of Louisiana Tech in Auburn, Ala. (Nov. 19, 2017)                                       |
| Had 15-19 rebounds.....                               | 16 - by Madi Williams of Oklahoma in Auburn, Ala. (Dec. 2, 2018)                                         |
| Had 20+ rebounds.....                                 | 20 - Caitlyn Ramirez of Troy in Auburn, Ala. (Nov. 11, 2016)                                             |
| Had 10 assists.....                                   | 11 - Tyasha Harris of South Carolina in Columbia, S.C. (Jan. 11, 2018)                                   |
| Had 15 assists.....                                   | 16 - Cindy McMahan of Alabama-Huntsville (Nov. 24, 1980)                                                 |
| Had 5 blocks.....                                     | 5 - Ashley Knight of Alabama in Tuscaloosa, Ala. (Feb. 18, 2018)                                         |
| Had 10 blocks.....                                    | Never                                                                                                    |
| Had 5 steals.....                                     | 7 - Andrea Courmoyer of Louisiana-Lafayette in Auburn, Ala. (Nov. 25, 2018)                              |
| Made 15 field goals.....                              | 15 - Charmique Holdclaw (15-21) of Tennessee (Feb. 1, 1998)                                              |
| Made 10 3-point field goals.....                      | 11 - Morgan Eye (11-18) of Missouri in Columbia, Mo. (Jan. 6, 2013)                                      |



**2018-19 Auburn Individual Highs...****First Half**

|                                   |                                                           |
|-----------------------------------|-----------------------------------------------------------|
| Points.....                       | 16, Unique Thompson at Iowa State (11/13/18)              |
| Field Goals Made.....             | 6, Unique Thompson at Iowa State (11/13/18)               |
| Field Goal Attempts.....          | 10, Daisa Alexander at New Mexico (11/11/18)              |
| 3-Point Field Goals Made .....    | 3, 2x; last, Daisa Alexander at St. Joseph's (12/6/18)    |
| 3-Point Field Goal Attempts ..... | 6, Emari Jones at New Mexico (11/11/18)                   |
| Free Throws Made .....            | 6, Janiah McKay at New Mexico (11/11/18)                  |
| Free Throws Attempted .....       | 8, Janiah McKay at New Mexico (11/11/18)                  |
| Rebounds .....                    | 11, 2x; last, Unique Thompson vs. Oklahoma (12/2/18)      |
| Assists .....                     | 5, 2x; last, Janiah McKay vs. Nicholls State (11/9/18)    |
| Blocked Shots.....                | 2, 2x; last, Abigayle Jackson vs. UL-Lafayette (11/25/18) |
| Steals .....                      | 3, Daisa Alexander at XULA (11/28/18)                     |

**Second Half**

|                                   |                                                       |
|-----------------------------------|-------------------------------------------------------|
| Points.....                       | 15, 2x; last, Janiah McKay at St. Joseph's (12/6/18)  |
| Field Goals Made.....             | 6, Unique Thompson at New Mexico (11/11/18)           |
| Field Goal Attempts.....          | 11, Janiah McKay at Iowa State (11/13/18)             |
| 3-Point Field Goals Made .....    | 3, Janiah McKay at Iowa State (11/13/18)              |
| 3-Point Field Goal Attempts ..... | 5, 4x; last, Alexander/Jones vs. Oklahoma (12/2/18)   |
| Free Throws Made .....            | 9, Janiah McKay at St. Joseph's (12/6/18)             |
| Free Throws Attempted .....       | 10, Janiah McKay at St. Joseph's (12/6/18)            |
| Rebounds .....                    | 11, Unique Thompson vs. UL-Lafayette (11/25/18)       |
| Assists .....                     | 5, Janiah McKay vs. Grambling (11/6/18)               |
| Blocked Shots.....                | 2, 3x; last, Unique Thompson at Iowa State (11/13/18) |
| Steals .....                      | 5, Crystal Primm vs. Nicholls State (11/9/18)         |

**Game**

|                                   |                                                     |
|-----------------------------------|-----------------------------------------------------|
| Points.....                       | 21, Janiah McKay at St. Joseph's (12/6/18)          |
| Field Goals Made.....             | 7, 5x; last, Daisa Alexander vs. Oklahoma (12/2/18) |
| Field Goal Attempts.....          | 16, Daisa Alexander at New Mexico (11/11/18)        |
| 3-Point Field Goals Made .....    | 4, 4x; last, Jones/Benton vs. Oklahoma (12/2/18)    |
| 3-Point Field Goal Attempts ..... | 9, 2x; last, Emari Jones vs. Oklahoma (12/2/18)     |
| Free Throws Made .....            | 9, Janiah McKay at St. Joseph's (12/6/18)           |
| Free Throws Attempted .....       | 10, Janiah McKay at St. Joseph's (12/6/18)          |
| Rebounds .....                    | 19, Unique Thompson at New Mexico (11/11/18)        |
| Assists .....                     | 10, Janiah McKay vs. Grambling (11/6/18)            |
| Blocked Shots.....                | 3, Abigayle Jackson vs. UL-Lafayette (11/25/18)     |
| Steals .....                      | 5, Crystal Primm vs. Nicholls State (11/9/18)       |

**2018-19 Auburn Team Highs...****First Half**

|                                   |                                                     |
|-----------------------------------|-----------------------------------------------------|
| Points.....                       | 44 vs. Grambling (11/6/18) & vs. Oklahoma (12/2/18) |
| Field Goals Made.....             | 17, 2x; last at St. Joseph's (12/6/18)              |
| Field Goal Attempts.....          | 37 vs. Oklahoma (12/2/18)                           |
| 3-Point Field Goals Made .....    | 6 vs. Oklahoma (12/2/18)                            |
| 3-Point Field Goal Attempts ..... | 14 vs. Oklahoma (12/2/18)                           |
| Free Throws Made .....            | 15 at New Mexico (11/11/18)                         |
| Free Throws Attempted .....       | 20 at New Mexico (11/11/18)                         |
| Rebounds .....                    | 29 at New Mexico (11/11/18)                         |
| Assists .....                     | 12, 2x; last at XULA (11/28/18)                     |
| Blocked Shots.....                | 3, 2x; last vs. UL-Lafayette (11/25/18)             |
| Steals .....                      | 8, 2x; last vs. UL-Lafayette (11/25/18)             |

**Second Half**

|                                   |                                          |
|-----------------------------------|------------------------------------------|
| Points.....                       | 53 vs. Grambling (11/6/18)               |
| Field Goals Made.....             | 22 vs. Grambling (11/6/18)               |
| Field Goal Attempts.....          | 41 vs. Nicholls State (11/9/18)          |
| 3-Point Field Goals Made .....    | 7 vs. Oklahoma (12/2/18)                 |
| 3-Point Field Goal Attempts ..... | 16 vs. Grambling (11/6/18)               |
| Free Throws Made .....            | 14, at St. Joseph's (12/6/18)            |
| Free Throws Attempted .....       | 16, at St. Joseph's (12/6/18)            |
| Rebounds .....                    | 25 vs. Grambling (11/6/18)               |
| Assists .....                     | 16 vs. Grambling (11/6/18)               |
| Blocked Shots.....                | 3, 2x; last vs. Nicholls State (11/9/18) |
| Steals .....                      | 13 vs. Nicholls State (11/9/18)          |

**Game**

|                                   |                                 |
|-----------------------------------|---------------------------------|
| Points.....                       | 97 vs. Grambling (11/6/18)      |
| Field Goals Made.....             | 38 vs. Grambling (11/6/18)      |
| Field Goal Attempts.....          | 74 vs. Oklahoma (12/2/18)       |
| 3-Point Field Goals Made .....    | 13 vs. Oklahoma (12/2/18)       |
| 3-Point Field Goal Attempts ..... | 29 vs. Oklahoma (12/2/18)       |
| Free Throws Made .....            | 19 at New Mexico (11/11/18)     |
| Free Throws Attempted .....       | 25 at New Mexico (11/11/18)     |
| Rebounds .....                    | 53 vs. Grambling (11/6/18)      |
| Assists .....                     | 24 vs. Grambling (11/6/18)      |
| Blocked Shots.....                | 6 vs. Grambling (11/6/18)       |
| Steals .....                      | 18 vs. Nicholls State (11/9/18) |
| Turnovers Forced.....             | 26 vs. UL-Lafayette (11/25/18)  |

**Specialty Statistics (Auburn-Opponent)**

| Opponent            | Points in the Paint | Points off Turnovers | 2nd-Chance Points | Fast-Break Points | Bench Points |
|---------------------|---------------------|----------------------|-------------------|-------------------|--------------|
| Grambling           | 44-22               | 28-19                | 28-9              | 15-12             | 26-15        |
| Nicholls State      | 36-22               | 29-11                | 11-2              | 12-6              | 17-10        |
| at New Mexico       | 40-24               | 16-12                | 18-11             | 11-26             | 12-20        |
| at Iowa State       | 20-26               | 19-19                | 7-14              | 2-2               | 5-7          |
| Louisiana-Lafayette | 32-24               | 27-17                | 7-12              | 12-4              | 22-18        |
| at Xavier (La.)     | 32-20               | 27-16                | 16-11             | 8-2               | 20-32        |
| Oklahoma            | 40-30               | 25-10                | 11-11             | 16-6              | 26-17        |
| at St. Joseph's     | 36-26               | 20-4                 | 5-7               | 14-7              | 14-22        |

**Lead-Deficit Comparison**

| Opponent            | Largest Lead   | Largest Deficit | Lead Changes | Ties | Result   |
|---------------------|----------------|-----------------|--------------|------|----------|
| Grambling           | 49 (4th, 0:09) | 4 (1st, 8:38)   | 1            | 0    | W, 97-48 |
| Nicholls State      | 29 (4th, 6:21) | --              | 0            | 0    | W, 80-59 |
| at New Mexico       | 8 (2nd, 8:50)  | 4 (2nd, 1:14)   | 15           | 16   | W, 79-76 |
| at Iowa State       | 15 (2nd, 2:26) | 10 (4th, 2:21)  | 1            | 2    | L, 64-67 |
| Louisiana-Lafayette | 16 (4th, 6:20) | --              | 0            | 0    | W, 71-59 |
| at Xavier (La.)     | 20 (4th, 5:26) | 2 (1st, 9:34)   | 1            | 2    | W, 77-58 |
| Oklahoma            | 22 (3rd, 8:09) | 8 (1st, 1:21)   | 3            | 1    | W, 95-79 |
| at St. Joseph's     | 16 (1st, 0:30) | 2, (1st, 8:19)  | 4            | 1    | W, 81-70 |

**Scoring Breakdown**

(Percentage of total points in parentheses)

| Opponent            | Front Court | Back Court | Sr. | Jr. | So. | Fr. | Starters  | Bench     |
|---------------------|-------------|------------|-----|-----|-----|-----|-----------|-----------|
| Grambling           | 40 (41.2)   | 57 (58.7)  | 29  | 28  | 18  | 22  | 71 (73.2) | 26 (26.8) |
| Nicholls State      | 22 (27.5)   | 58 (72.5)  | 29  | 28  | 12  | 11  | 63 (78.8) | 17 (21.2) |
| at New Mexico       | 39 (49.3)   | 40 (50.7)  | 24  | 24  | 21  | 10  | 67 (84.8) | 12 (15.2) |
| at Iowa State       | 28 (43.8)   | 36 (56.2)  | 29  | 11  | 21  | 3   | 59 (92.2) | 5 (7.8)   |
| Louisiana-Lafayette | 32 (45.1)   | 39 (54.9)  | 21  | 12  | 21  | 17  | 49 (69.0) | 22 (31.0) |
| at Xavier (La.)     | 31 (40.3)   | 46 (59.7)  | 25  | 17  | 21  | 14  | 57 (74.0) | 20 (26.0) |
| Oklahoma            | 34 (35.8)   | 61 (64.2)  | 22  | 33  | 18  | 24  | 69 (72.6) | 26 (27.4) |
| at St. Joseph's     | 30 (37.0)   | 51 (63.0)  | 25  | 30  | 12  | 14  | 67 (82.7) | 14 (17.3) |

### Comparison Statistics (Auburn/Opponent)

| Opponent       | 1st   | 2nd   | Score | Mar | Total FG    | FG Pct    | 3-Pointers  | 3FG Pct   | Free Throws | FT Pct     | Reb.  | Mar | Assist | TO    | Bk  | Stl   | Fouls |
|----------------|-------|-------|-------|-----|-------------|-----------|-------------|-----------|-------------|------------|-------|-----|--------|-------|-----|-------|-------|
| Grambling      | 44/20 | 53/28 | 97-48 | +49 | 38-71/15-58 | .535/.259 | 9-28/3-15   | .321/.200 | 12-17/15-20 | .706/.750  | 53/26 | +27 | 24/9   | 18/20 | 6/0 | 11/10 | 18/20 |
| Nicholls State | 37/26 | 43/33 | 80-59 | +21 | 32-71/20-53 | .451/.377 | 4-18/9-24   | .222/.375 | 12-13/10-11 | .923/.909  | 42/28 | +14 | 19/16  | 16/24 | 5/0 | 18/7  | 17/14 |
| New Mexico     | 36/33 | 33/33 | 79-76 | +3  | 28-68/24-63 | .412/.381 | 4-17/12-37  | .235/.324 | 19-25/16-24 | .760/.667  | 45/39 | +6  | 11/18  | 17/17 | 2/2 | 10/11 | 18/18 |
| Iowa State     | 38/29 | 26/38 | 64-67 | (3) | 23-56/23-62 | .411/.371 | 8-24/9-32   | .333/.281 | 10-17/12-24 | .588/.500  | 36/42 | (6) | 10/13  | 16/15 | 3/3 | 6/8   | 22/13 |
| UL-Lafayette   | 34/26 | 37/33 | 71-59 | +12 | 27-61/20-60 | .443/.333 | 6-14/5-17   | .429/.294 | 11-17/14-16 | .647/.875  | 38/37 | +1  | 19/6   | 22/26 | 5/2 | 15/12 | 20/19 |
| Xavier (La.)   | 39/30 | 38/28 | 77-58 | +19 | 29-66/20-49 | .439/.408 | 10-24/8-33  | .417/.364 | 9-17/10-10  | .529/1.000 | 34/33 | +1  | 22/13  | 14/25 | 5/0 | 14/9  | 16/16 |
| Oklahoma       | 44/30 | 51/49 | 95-79 | +16 | 36-74/28-61 | .486/.459 | 13-29/10-23 | .448/.435 | 10-13/13-26 | .769/.500  | 39/39 | -   | 15/14  | 12/21 | 1/2 | 12/10 | 18/17 |
| St. Joseph's   | 42/30 | 39/40 | 81-70 | +11 | 29-54/27-61 | .537/.443 | 5-12/13-32  | .417/.406 | 18-23/3-6   | .783/.500  | 30/30 | -   | 13/21  | 10-14 | 0/1 | 9/4   | 9/14  |

### Game-by-Game Leaders

|                 | Points             | Rebounds           | Assists           | Steals               | Blocked Shots      |
|-----------------|--------------------|--------------------|-------------------|----------------------|--------------------|
| Grambling       | 16-McKay/Benton    | 13-Unique Thompson | 10-Janiah McKay   | 3-McKay/Benton       | 2-McKay/Thompson   |
| Nicholls State  | 20-Daisa Alexander | 10-Unique Thompson | 7-Janiah McKay    | 5-Crystal Primm      | 2-Unique Thompson  |
| at New Mexico   | 19-Thompson/McKay  | 19-Unique Thompson | 6-Janiah McKay    | 3-Alexander/McKay    | 1-Thompson/Howard  |
| at Iowa State   | 19-Unique Thompson | 14-Unique Thompson | 3-McKay/Jones     | 2-Daisa Alexander    | 2-Unique Thompson  |
| UL-Lafayette    | 16-Unique Thompson | 13-Unique Thompson | 8-Daisa Alexander | 4-Unique Thompson    | 3-Abigayle Jackson |
| at Xavier (La.) | 16-Emari Jones     | 8-Unique Thompson  | 7-Janiah McKay    | 3-Thompson/Alexander | 2-Abigayle Jackson |
| Oklahoma        | 19-Daisa Alexander | 17-Unique Thompson | 5-Daisa Alexander | 3-Crystal Primm      | 1-Crystal Primm    |
| at St. Joseph's | 21-Janiah McKay    | 6-Unique Thompson  | 4-Mckay/Alexander | 4-Janiah McKay       | (none)             |

### 2018-19 Starting Lineups

|                     | Point Guard (1) | Wing (2)        | Wing (3)      | Wing (4)    | Post (5)        |
|---------------------|-----------------|-----------------|---------------|-------------|-----------------|
| Grambling           | Janiah McKay    | Daisa Alexander | Crystal Primm | Emari Jones | Unique Thompson |
| Nicholls State      | Janiah McKay    | Daisa Alexander | Crystal Primm | Emari Jones | Unique Thompson |
| at New Mexico       | Janiah McKay    | Daisa Alexander | Crystal Primm | Emari Jones | Unique Thompson |
| at Iowa State       | Janiah McKay    | Daisa Alexander | Crystal Primm | Emari Jones | Unique Thompson |
| Louisiana-Lafayette | Janiah McKay    | Daisa Alexander | Crystal Primm | Emari Jones | Unique Thompson |
| at Xavier (La.)     | Janiah McKay    | Daisa Alexander | Crystal Primm | Emari Jones | Unique Thompson |
| Oklahoma            | Janiah McKay    | Daisa Alexander | Crystal Primm | Emari Jones | Unique Thompson |
| at St. Joseph's     | Janiah McKay    | Daisa Alexander | Crystal Primm | Emari Jones | Unique Thompson |

### Record by Starting Lineup

McKay, Alexander, Primm, Jones, Thompson  
 ..... 7-1 (.875)



# Terri

# WILLIAMS-FLOURNOY

Head Coach

Seventh Season at Auburn • 15th as a Head Coach • 27th Season in coaching

Hampton, Va. • Penn State, 1991

• Has taken her teams to postseason appearances in eight of the last 10 years, including five NCAA Tournament appearances

- Led Auburn to 19 or more wins in three of her first five years
- Has had six players selected to All-SEC teams
- Auburn has forced an average of 20.0+ turnovers per game under Coach Flo
- Led Auburn to the postseason in four of her first five seasons, advancing to WNIT Quarterfinals in 2013 and Third Round in 2014, along with NCAA Tournament in 2016 and 2017
- Won her 100th game at Auburn on Feb. 8, 2018, defeating LSU 70-62
- Picked up her 200th career head coaching victory Dec. 5, 2015 at home vs. East Carolina
- Won 250th career game at Xavier (La.) on Nov. 28, 2018
- Recorded her 400th career win as a collegiate coach in Auburn's 68-58 win over Hofstra on Dec. 9, 2012
- Won her 500th game as a collegiate coach with victory over Louisiana-Lafayette on Nov. 25, 2018

2018

- Picked up first SEC win in 50-47 win over #23 Arkansas in 2013
- Earned second win over ranked opponent at Auburn and snapped 21-game skid to #16 Vanderbilt with 68-62 win in Nashville on Feb. 13, 2014
- Picked up first top-10 win with a 66-61 victory over #7 Kentucky on Jan. 3, 2016
- Has 250 wins as a head coach and 251 as an assistant for a .617 winning percentage over 27 years as a collegiate coach
- Has been part of six conference championships and 20 post-season appearances as an assistant and head coach
- 2010 Black Coaches Association Coach of the Year
- Served as an assistant coach for Team USA that won a gold medal at the 2011 World University Games in Shenzhen, China
- Coached teams to 14 NCAA Tournament appearances, nine as an assistant and five as a head coach
- Has coached 24 players that have gone on to the professional ranks, including seven in the WNBA
- As an assistant, helped coach Georgia to an NCAA Final Four appearance and two NCAA Elite Eight appearances
- Coached three Georgetown players to three all-conference honors and one All-America award
- Has a 589-347 record in 31 seasons as a head coach, assistant coach and player
- Helped coach Georgetown to a Big East title in 1992
- As an assistant coach at Southwest Missouri State, helped the team to two straight NCAA Tournaments and two consecutive Missouri Valley Conference Tournament titles

All-time record as player and coach: 591-347 (.629) 31 seasons

Record as collegiate player: 88-36 (.709) 4 seasons

Record as collegiate coach: 503-311 (.617) 27 seasons

Record as collegiate assistant coach: 251-116 (.683) 12 seasons

Record as collegiate head coach: 252-196 (.561) 15 seasons

Record as Auburn head coach: 109-92 (.542) 7 seasons

## Williams-Flournoy Year-by-Year

### Penn State, Player (1987-91)

| Year    | Record | Conf. | Other Information |
|---------|--------|-------|-------------------|
| 1987-88 | 20-13  | 11-7  | NCAA Second Round |
| 1988-89 | 14-14  | 12-6  |                   |
| 1989-90 | 25-7   | 15-3  | NCAA Second Round |
| 1990-91 | 29-2   | 17-1  | NCAA Second Round |

### Georgetown, Assistant Coach (1992-96)

| Year    | Record | Conf. | Other Information                   |
|---------|--------|-------|-------------------------------------|
| 1992-93 | 23-7   | 15-3  | Big East Champions<br>NCAA Sweet 16 |
| 1993-94 | 12-15  | 6-12  |                                     |
| 1994-95 | 11-17  | 6-12  |                                     |
| 1995-96 | 12-15  | 7-11  |                                     |

### Georgia, Assistant Coach (1996-2002)

| Year      | Record | Conf. | Other Information                             |
|-----------|--------|-------|-----------------------------------------------|
| 1996-97   | 25-6   | 11-1  | SEC Champions<br>NCAA Elite Eight             |
| 1997-98   | 17-11  | 8-6   | NCAA First Round                              |
| 1998-99   | 27-7   | 9-5   | NCAA Final Four                               |
| 1999-2000 | 32-4   | 13-1  | SEC Champions<br>NCAA Elite Eight             |
| 2000-01   | 27-6   | 11-3  | SEC Tournament Champions<br>NCAA Second Round |
| 2001-02   | 19-11  | 6-8   | NCAA First Round                              |

### Southwest Missouri State, Assistant Coach (2002-04)

| Year    | Record | Conf. | Other Information                                                         |
|---------|--------|-------|---------------------------------------------------------------------------|
| 2002-03 | 18-13  | 11-7  | MVC Tournament Champions<br>NCAA First Round                              |
| 2003-04 | 28-4   | 16-2  | Missouri Valley Champions<br>MVC Tournament Champions<br>NCAA First Round |

### Georgetown, Head Coach (2004-12)

| Year    | Record | Conf. | Other Information  |
|---------|--------|-------|--------------------|
| 2004-05 | 12-16  | 7-9   |                    |
| 2005-06 | 10-17  | 3-13  |                    |
| 2006-07 | 13-16  | 3-13  |                    |
| 2007-08 | 15-14  | 5-11  |                    |
| 2008-09 | 20-14  | 7-9   | WNIT Quarterfinals |
| 2009-10 | 26-7   | 13-3  | NCAA Second Round  |
| 2010-11 | 24-11  | 9-7   | NCAA Sweet 16      |
| 2011-12 | 23-9   | 11-5  | NCAA Second Round  |

### Auburn, Head Coach (2012-present)

| Year    | Record | Conf. | Other Information  |
|---------|--------|-------|--------------------|
| 2012-13 | 19-15  | 5-11  | WNIT Quarterfinals |
| 2013-14 | 19-15  | 7-9   | WNIT Third Round   |
| 2014-15 | 13-18  | 3-13  |                    |
| 2015-16 | 20-13  | 8-8   | NCAA Second Round  |
| 2016-17 | 17-15  | 7-9   | NCAA First Round   |
| 2017-18 | 14-15  | 5-11  |                    |
| 2018-19 | 7-1    |       |                    |





# Daisa ALEXANDER

# #0

Junior • Guard • 5-8

Decatur, Ga.

**\*\*2018 SEC All-Defensive Team\*\***

Southwest DeKalb HS

- Hit game-winning jumper + free throw with 17 seconds left in 79-76 win at New Mexico (11/11)
- Led Tigers with 20 points on 7-12 shooting (4-5 FT) vs. Nicholls State (11/9)
- Scored 13 points and had a career-high 8 rebounds in season-opening win over Grambling (11/6)
- Led SEC in steals (2.8/game) as sophomore; named to 2018 SEC All-Defensive Team
- Averaged 14.2 points as sophomore, 2nd-best on team
- Double-digit scoring in 25 of 29 games in 2017-18
- Scored 20+ points in each of her first two starts - 20 at LSU (1/18), 22 at Georgia (1/21); led team in both games
- Scored career-high 25 points on 9-14 shooting at Indiana while playing just 20 minutes off the bench (12/3); 12 points in 4th quarter

**SEASON HIGHS**

|          |    |                    |          |
|----------|----|--------------------|----------|
| Points   | 20 | vs. Nicholls State | 11/9/18  |
| Rebounds | 8  | vs. Grambling      | 11/6/18  |
| Assists  | 8  | vs. UL-Lafayette   | 11/25/18 |
| Blocks   |    |                    |          |

| Opponent             | Start | Min. | FG-A | 3PT-A | FT-A | O-D-T | PF | Ast. | TO | Blk. | St. | Pts. |
|----------------------|-------|------|------|-------|------|-------|----|------|----|------|-----|------|
| GRAMBLING STATE      | *     | 35   | 6-14 | 1-6   | 0-0  | 2-6-8 | 1  | 3    | 3  | 0    | 0   | 13   |
| NICHOLLS STATE       | *     | 31   | 7-12 | 2-5   | 4-5  | 3-2-5 | 0  | 1    | 1  | 0    | 2   | 20   |
| at New Mexico        | *     | 28   | 6-16 | 0-4   | 2-4  | 1-3-4 | 4  | 0    | 2  | 0    | 3   | 14   |
| at Iowa State        | *     | 22   | 2-5  | 0-3   | 0-0  | 0-2-2 | 4  | 1    | 2  | 0    | 2   | 4    |
| LOUISIANA-LAFAYETTE  | *     | 31   | 1-8  | 1-1   | 0-0  | 0-1-1 | 3  | 8    | 6  | 0    | 3   | 3    |
| at Xavier (La.)      | *     | 22   | 5-9  | 3-3   | 0-0  | 3-3-6 | 2  | 5    | 1  | 0    | 3   | 13   |
| OKLAHOMA             | *     | 30   | 7-15 | 3-7   | 2-2  | 0-5-5 | 1  | 5    | 3  | 0    | 2   | 19   |
| at St. Joseph's      | *     | 34   | 5-10 | 3-5   | 3-4  | 0-2-2 | 1  | 2    | 1  | 0    | 1   | 16   |
| SAMFORD              |       |      |      |       |      |       |    |      |    |      |     |      |
| vs. Coastal Carolina |       |      |      |       |      |       |    |      |    |      |     |      |
| vs. North Carolina   |       |      |      |       |      |       |    |      |    |      |     |      |
| at Elon              |       |      |      |       |      |       |    |      |    |      |     |      |
| ALABAMA STATE        |       |      |      |       |      |       |    |      |    |      |     |      |
| TENNESSEE            |       |      |      |       |      |       |    |      |    |      |     |      |
| at Florida           |       |      |      |       |      |       |    |      |    |      |     |      |
| at Alabama           |       |      |      |       |      |       |    |      |    |      |     |      |
| MISSISSIPPI STATE    |       |      |      |       |      |       |    |      |    |      |     |      |
| at Vanderbilt        |       |      |      |       |      |       |    |      |    |      |     |      |
| TEXAS A&M            |       |      |      |       |      |       |    |      |    |      |     |      |
| at Missouri          |       |      |      |       |      |       |    |      |    |      |     |      |
| at Ole Miss          |       |      |      |       |      |       |    |      |    |      |     |      |
| GEORGIA              |       |      |      |       |      |       |    |      |    |      |     |      |
| KENTUCKY             |       |      |      |       |      |       |    |      |    |      |     |      |
| at Arkansas          |       |      |      |       |      |       |    |      |    |      |     |      |
| at Tennessee         |       |      |      |       |      |       |    |      |    |      |     |      |
| ALABAMA              |       |      |      |       |      |       |    |      |    |      |     |      |
| MISSOURI             |       |      |      |       |      |       |    |      |    |      |     |      |
| SOUTH CAROLINA       |       |      |      |       |      |       |    |      |    |      |     |      |
| at LSU               |       |      |      |       |      |       |    |      |    |      |     |      |

|                     |    |                          |          |
|---------------------|----|--------------------------|----------|
| Steals              | 3  | 3x; last at XULA         | 11/28/18 |
| Field Goals         | 7  | 2x; last vs. Oklahoma    | 12/2/18  |
| Field Goal Attempts | 16 | at New Mexico            | 11/11/18 |
| 3-Point Field Goals | 3  | 3x; last at St. Joseph's | 12/6/18  |
| 3-Point FG Attempts | 6  | vs. Grambling            | 11/6/18  |
| Free Throws         | 4  | vs. Nicholls State       | 11/9/18  |
| Free Throw Attempts | 5  | vs. Nicholls State       | 11/9/18  |

**CAREER HIGHS**

|                     |    |                          |          |
|---------------------|----|--------------------------|----------|
| Points              | 25 | at Indiana               | 12/3/17  |
| Rebounds            | 8  | vs. Grambling            | 11/6/18  |
| Assists             | 8  | vs. UL-Lafayette         | 11/25/18 |
| Blocks              | 2  | at Kentucky              | 2/1/18   |
| Steals              | 7  | at LSU                   | 1/18/18  |
| Field Goals         | 9  | 3x; last at Georgia      | 1/21/18  |
| Field Goal Attempts | 23 | at Tennessee             | 1/4/18   |
| 3-Point Field Goals | 3  | 7x; last at St. Joseph's | 12/6/18  |
| 3-Point FG Attempts | 9  | 2x; last at Tennessee    | 1/4/18   |
| Free Throws         | 6  | vs. Xavier (La.)         | 12/28/17 |
| Free Throw Attempts | 8  | vs. Xavier (La.)         | 12/28/17 |

**ALEXANDER'S CAREER STATISTICS**

| Season       | gp-gs        | min/avg          | Total          |             | 3-Point       |             | F-Throws      |             | Rebounds  |           |            |            | Scoring    |          |           |            |          |            |            |            |
|--------------|--------------|------------------|----------------|-------------|---------------|-------------|---------------|-------------|-----------|-----------|------------|------------|------------|----------|-----------|------------|----------|------------|------------|------------|
|              |              |                  | fg-fga         | pct         | fg-fga        | pct         | ft-fta        | pct         | off       | def       | tot        | avg        | pf         | fo       | ast       | to         | blk      | stl        | pts        | avg        |
| 2016-17      | 20-0         | 113/5.7          | 9-37           | .243        | 1-10          | .100        | 7-10          | .700        | 9         | 8         | 17         | 0.9        | 18         | 0        | 1         | 10         | 0        | 9          | 26         | 1.3        |
| 2017-18      | 29-11        | 746/25.7         | 157-403        | .390        | 41-122        | .336        | 57-77         | .740        | 17        | 59        | 76         | 2.6        | 73         | 0        | 39        | 79         | 3        | 80         | 412        | 14.2       |
| 2018-19      | 8-8          | 226/28.3         | 39-89          | .438        | 13-34         | .382        | 11-15         | .733        | 9         | 24        | 33         | 4.1        | 16         | 0        | 25        | 19         | 0        | 16         | 102        | 12.8       |
| <b>TOTAL</b> | <b>57-19</b> | <b>1085/19.0</b> | <b>205-529</b> | <b>.388</b> | <b>55-166</b> | <b>.331</b> | <b>75-102</b> | <b>.735</b> | <b>35</b> | <b>91</b> | <b>126</b> | <b>2.2</b> | <b>107</b> | <b>0</b> | <b>65</b> | <b>108</b> | <b>3</b> | <b>105</b> | <b>540</b> | <b>9.5</b> |



# Robyn BENTON

# #1

Freshman • Guard • 5-9

Conyers, Ga.

Greater Atlanta Christian HS

- Scored 14 points and was 4-5 on 3-pointers in win over Oklahoma (12/2)
- Shared team lead with 16 points and hit three 3-pointers in collegiate debut vs. Grambling (11/6)
- Five-star prospect, rated No. 17 overall nationally, No. 6 guard by ESPN HoopGurlz
- Atlanta Journal-Constitution first-team all-state as a junior; GHSA Class AAA Player of the Year as a junior
- Sister of former Tennessee football player Inky Johnson

**SEASON/CAREER HIGHS**

|                     |    |                             |          |
|---------------------|----|-----------------------------|----------|
| Points              | 16 | vs. Grambling               | 11/6/18  |
| Rebounds            | 5  | at XULA                     | 11/28/18 |
| Assists             | 3  | 2x; last at XULA            | 11/28/18 |
| Blocks              | 1  | 2x; last vs. Nicholls State | 11/9/18  |
| Steals              | 3  | vs. Grambling               | 11/6/18  |
| Field Goals         | 6  | vs. Grambling               | 11/6/18  |
| Field Goal Attempts | 12 | vs. Grambling               | 11/6/18  |
| 3-Point Field Goals | 4  | vs. Oklahoma                | 12/2/18  |
| 3-Point FG Attempts | 8  | vs. Grambling               | 11/6/18  |
| Free Throws         | 3  | vs. UL-Lafayette            | 11/25/18 |
| Free Throw Attempts | 3  | vs. UL-Lafayette            | 11/25/18 |

| Opponent             | Start | Min. | FG-A | 3PT-A | FT-A | O-D-T | PF | Ast. | TO | Blk. | St. | Pts. |
|----------------------|-------|------|------|-------|------|-------|----|------|----|------|-----|------|
| GRAMBLING STATE      |       | 24   | 6-12 | 3-8   | 1-2  | 0-1-1 | 0  | 3    | 1  | 1    | 3   | 16   |
| NICHOLLS STATE       |       | 18   | 4-8  | 1-3   | 0-0  | 0-1-1 | 3  | 0    | 1  | 1    | 0   | 9    |
| at New Mexico        |       | 18   | 1-4  | 0-1   | 0-0  | 0-1-1 | 2  | 1    | 1  | 0    | 1   | 2    |
| at Iowa State        |       | 19   | 1-6  | 1-5   | 0-0  | 0-0-0 | 1  | 0    | 2  | 0    | 1   | 3    |
| LOUISIANA-LAFAYETTE  |       | 24   | 5-7  | 2-3   | 3-4  | 1-1-2 | 2  | 1    | 0  | 0    | 2   | 15   |
| at Xavier (La.)      |       | 17   | 2-5  | 1-2   | 0-2  | 3-2-5 | 1  | 3    | 1  | 0    | 1   | 5    |
| OKLAHOMA             |       | 15   | 5-7  | 4-5   | 0-0  | 0-0-0 | 1  | 0    | 0  | 0    | 2   | 14   |
| at St. Joseph's      |       | 6    | 0-0  | 0-0   | 0-0  | 1-0-1 | 0  | 0    | 0  | 0    | 0   | 0    |
| SAMFORD              |       |      |      |       |      |       |    |      |    |      |     |      |
| vs. Coastal Carolina |       |      |      |       |      |       |    |      |    |      |     |      |
| vs. North Carolina   |       |      |      |       |      |       |    |      |    |      |     |      |
| at Elon              |       |      |      |       |      |       |    |      |    |      |     |      |
| ALABAMA STATE        |       |      |      |       |      |       |    |      |    |      |     |      |
| TENNESSEE            |       |      |      |       |      |       |    |      |    |      |     |      |
| at Florida           |       |      |      |       |      |       |    |      |    |      |     |      |
| at Alabama           |       |      |      |       |      |       |    |      |    |      |     |      |
| MISSISSIPPI STATE    |       |      |      |       |      |       |    |      |    |      |     |      |
| at Vanderbilt        |       |      |      |       |      |       |    |      |    |      |     |      |
| TEXAS A&M            |       |      |      |       |      |       |    |      |    |      |     |      |
| at Missouri          |       |      |      |       |      |       |    |      |    |      |     |      |
| at Ole Miss          |       |      |      |       |      |       |    |      |    |      |     |      |
| GEORGIA              |       |      |      |       |      |       |    |      |    |      |     |      |
| KENTUCKY             |       |      |      |       |      |       |    |      |    |      |     |      |
| at Arkansas          |       |      |      |       |      |       |    |      |    |      |     |      |
| at Tennessee         |       |      |      |       |      |       |    |      |    |      |     |      |
| ALABAMA              |       |      |      |       |      |       |    |      |    |      |     |      |
| MISSOURI             |       |      |      |       |      |       |    |      |    |      |     |      |
| SOUTH CAROLINA       |       |      |      |       |      |       |    |      |    |      |     |      |
| at LSU               |       |      |      |       |      |       |    |      |    |      |     |      |

**BENTON'S CAREER STATISTICS**

| Season  | gp-gs | min/avg  | Total  |      | 3-Point |      | F-Throws |      | Rebounds |     |     |     | Scoring |    |     |    |     |     |     |     |
|---------|-------|----------|--------|------|---------|------|----------|------|----------|-----|-----|-----|---------|----|-----|----|-----|-----|-----|-----|
|         |       |          | fg-fga | pct  | fg-fga  | pct  | ft-fta   | pct  | off      | def | tot | avg | pf      | fo | ast | to | blk | stl | pts | avg |
| 2018-19 | 8-0   | 143/17.9 | 24-49  | .490 | 12-27   | .444 | 4-8      | .500 | 5        | 6   | 11  | 1.4 | 10      | 0  | 8   | 6  | 2   | 10  | 64  | 8.0 |
| TOTAL   | 8-0   | 143/17.9 | 24-49  | .490 | 12-27   | .444 | 4-8      | .500 | 5        | 6   | 11  | 1.4 | 10      | 0  | 8   | 6  | 2   | 10  | 64  | 8.0 |



# Brooke MOORE

# #2

Freshman • Guard • 5-7

McDonough, Ga.

Henry County HS

- Hit two 3-pointers to help Auburn set single-game 3-point record vs. Oklahoma (12/2)
- Made collegiate debut at Xavier (La.); scored 3 points
- Missed first five games with injury
- Five-star prospect, No. 42 overall prospect and No. 11 guard by ESPN HoopGurlz
- Averaged 22.3 points, 4.0 assists, 3.0 steals per game as HS senior; shot 41% on 3-pointers and 81% on free throws
- Georgia Class AAAA Player of the Year as a senior; 3-time AJC Player of the Year
- All-time leading scorer at Henry County HS with 2,215 points


**SEASON/CAREER HIGHS**

|                     |    |                          |          |
|---------------------|----|--------------------------|----------|
| Points              | 10 | at St. Joseph's          | 12/6/18  |
| Rebounds            | 2  | at St. Joseph's          | 12/6/18  |
| Assists             | 1  | 2x; last vs. Oklahoma    | 12/2/18  |
| Blocks              |    |                          |          |
| Steals              |    |                          |          |
| Field Goals         | 4  | at St. Joseph's          | 12/6/18  |
| Field Goal Attempts | 9  | 2x; last at St. Joseph's | 12/6/18  |
| 3-Point Field Goals | 2  | 2x; last at St. Joseph's | 12/6/18  |
| 3-Point FG Attempts | 6  | at XULA                  | 11/28/18 |
| Free Throws         |    |                          |          |
| Free Throw Attempts |    |                          |          |

| Opponent             | Start | Min. | FG-A | 3PT-A | FT-A | O-D-T   | PF | Ast. | TO | Blk. | St. | Pts. |
|----------------------|-------|------|------|-------|------|---------|----|------|----|------|-----|------|
| GRAMBLING STATE      |       |      |      |       |      | --DNP-- |    |      |    |      |     |      |
| NICHOLLS STATE       |       |      |      |       |      | --DNP-- |    |      |    |      |     |      |
| at New Mexico        |       |      |      |       |      | --DNP-- |    |      |    |      |     |      |
| at Iowa State        |       |      |      |       |      | --DNP-- |    |      |    |      |     |      |
| LOUISIANA-LAFAYETTE  |       |      |      |       |      | --DNP-- |    |      |    |      |     |      |
| at Xavier (La.)      | 14    |      | 1-9  | 1-6   | 0-0  | 0-1-1   | 0  | 1    | 0  | 0    | 0   | 3    |
| OKLAHOMA             | 11    |      | 2-5  | 2-5   | 0-0  | 1-0-1   | 1  | 1    | 1  | 0    | 0   | 6    |
| at St. Joseph's      | 12    |      | 4-9  | 2-5   | 0-0  | 0-2-2   | 0  | 0    | 0  | 0    | 0   | 10   |
| SAMFORD              |       |      |      |       |      |         |    |      |    |      |     |      |
| vs. Coastal Carolina |       |      |      |       |      |         |    |      |    |      |     |      |
| vs. North Carolina   |       |      |      |       |      |         |    |      |    |      |     |      |
| at Elon              |       |      |      |       |      |         |    |      |    |      |     |      |
| ALABAMA STATE        |       |      |      |       |      |         |    |      |    |      |     |      |
| TENNESSEE            |       |      |      |       |      |         |    |      |    |      |     |      |
| at Florida           |       |      |      |       |      |         |    |      |    |      |     |      |
| at Alabama           |       |      |      |       |      |         |    |      |    |      |     |      |
| MISSISSIPPI STATE    |       |      |      |       |      |         |    |      |    |      |     |      |
| at Vanderbilt        |       |      |      |       |      |         |    |      |    |      |     |      |
| TEXAS A&M            |       |      |      |       |      |         |    |      |    |      |     |      |
| at Missouri          |       |      |      |       |      |         |    |      |    |      |     |      |
| at Ole Miss          |       |      |      |       |      |         |    |      |    |      |     |      |
| GEORGIA              |       |      |      |       |      |         |    |      |    |      |     |      |
| KENTUCKY             |       |      |      |       |      |         |    |      |    |      |     |      |
| at Arkansas          |       |      |      |       |      |         |    |      |    |      |     |      |
| at Tennessee         |       |      |      |       |      |         |    |      |    |      |     |      |
| ALABAMA              |       |      |      |       |      |         |    |      |    |      |     |      |
| MISSOURI             |       |      |      |       |      |         |    |      |    |      |     |      |
| SOUTH CAROLINA       |       |      |      |       |      |         |    |      |    |      |     |      |
| at LSU               |       |      |      |       |      |         |    |      |    |      |     |      |

**MOORE'S CAREER STATISTICS**

| Season  | gp-gs | min/avg | Total  |      | 3-Point |      | F-Throws |      | Rebounds |     |     |     | Scoring |    |     |    |     |     |     |     |
|---------|-------|---------|--------|------|---------|------|----------|------|----------|-----|-----|-----|---------|----|-----|----|-----|-----|-----|-----|
|         |       |         | fg-fga | pct  | fg-fga  | pct  | ft-fta   | pct  | off      | def | tot | avg | pf      | fo | ast | to | blk | stl | pts | avg |
| 2018-19 | 3-0   | 36/12.0 | 7-23   | .304 | 5-16    | .313 | 0-0      | .000 | 1        | 3   | 4   | 1.3 | 1       | 0  | 2   | 1  | 0   | 0   | 19  | 6.3 |
| TOTAL   | 3-0   | 36/12.0 | 7-23   | .304 | 5-16    | .313 | 0-0      | .000 | 1        | 3   | 4   | 1.3 | 1       | 0  | 2   | 1  | 0   | 0   | 19  | 6.3 |



# Erica SANDERS

# #3

Senior • Guard • 5-10

San Antonio, Texas

Johnson HS

- Will miss 6-8 weeks with injury suffered in preseason
- Played in 20 games as a junior; missed 9 games w/ foot injury
- Averaged 1.6 points, 1.2 rebounds as junior; had 31 steals in 20 games
- Career-high 6 steals along with 6 points in win over Louisiana Tech (11/19/17)
- Scored career-high 9 points in win over Ole Miss (1/8/17)
- Hit go-ahead jumper with 50 seconds left in comeback win over Indiana (11/27/16)

### SEASON HIGHS

- Points
- Rebounds
- Assists
- Blocks
- Steals
- Field Goals
- Field Goal Attempts
- 3-Point Field Goals
- 3-Point FG Attempts
- Free Throws
- Free Throw Attempts

| Opponent             | Start | Min. | FG-A | 3PT-A | FT-A | O-D-T   | PF | Ast. | TO | Blk. | St. | Pts. |
|----------------------|-------|------|------|-------|------|---------|----|------|----|------|-----|------|
| GRAMBLING STATE      |       |      |      |       |      | --DNP-- |    |      |    |      |     |      |
| NICHOLLS STATE       |       |      |      |       |      | --DNP-- |    |      |    |      |     |      |
| at New Mexico        |       |      |      |       |      | --DNP-- |    |      |    |      |     |      |
| at Iowa State        |       |      |      |       |      | --DNP-- |    |      |    |      |     |      |
| LOUISIANA-LAFAYETTE  |       |      |      |       |      | --DNP-- |    |      |    |      |     |      |
| at Xavier (La.)      |       |      |      |       |      | --DNP-- |    |      |    |      |     |      |
| OKLAHOMA             |       |      |      |       |      | --DNP-- |    |      |    |      |     |      |
| at St. Joseph's      |       |      |      |       |      | --DNP-- |    |      |    |      |     |      |
| SAMFORD              |       |      |      |       |      |         |    |      |    |      |     |      |
| vs. Coastal Carolina |       |      |      |       |      |         |    |      |    |      |     |      |
| vs. North Carolina   |       |      |      |       |      |         |    |      |    |      |     |      |
| at Elon              |       |      |      |       |      |         |    |      |    |      |     |      |
| ALABAMA STATE        |       |      |      |       |      |         |    |      |    |      |     |      |
| TENNESSEE            |       |      |      |       |      |         |    |      |    |      |     |      |
| at Florida           |       |      |      |       |      |         |    |      |    |      |     |      |
| at Alabama           |       |      |      |       |      |         |    |      |    |      |     |      |
| MISSISSIPPI STATE    |       |      |      |       |      |         |    |      |    |      |     |      |
| at Vanderbilt        |       |      |      |       |      |         |    |      |    |      |     |      |
| TEXAS A&M            |       |      |      |       |      |         |    |      |    |      |     |      |
| at Missouri          |       |      |      |       |      |         |    |      |    |      |     |      |
| at Ole Miss          |       |      |      |       |      |         |    |      |    |      |     |      |
| GEORGIA              |       |      |      |       |      |         |    |      |    |      |     |      |
| KENTUCKY             |       |      |      |       |      |         |    |      |    |      |     |      |
| at Arkansas          |       |      |      |       |      |         |    |      |    |      |     |      |
| at Tennessee         |       |      |      |       |      |         |    |      |    |      |     |      |
| ALABAMA              |       |      |      |       |      |         |    |      |    |      |     |      |
| MISSOURI             |       |      |      |       |      |         |    |      |    |      |     |      |
| SOUTH CAROLINA       |       |      |      |       |      |         |    |      |    |      |     |      |
| at LSU               |       |      |      |       |      |         |    |      |    |      |     |      |

### CAREER HIGHS

- Points  
9 vs. Ole Miss 1/8/17
- Rebounds  
7 at Arkansas 2/26/17
- Assists  
5 vs. Tennessee 1/19/17
- Blocks  
1 3x; last vs. South Carolina 1/5/17
- Steals  
6 vs. Louisiana Tech 11/19/17
- Field Goals  
4 5x; last vs. ULM 11/29/17
- Field Goal Attempts  
11 vs. Missouri 2/21/16
- 3-Point Field Goals
- 3-Point FG Attempts  
1 4x; last vs. George Mason 12/23/15
- Free Throws  
4 vs. St. John's 3/18/16
- Free Throw Attempts  
4 3x; last at Virginia Tech 11/13/17

### SANDERS' CAREER STATISTICS

| Season  | gp-gs | min/avg   | Total  |      | 3-Point |      | F-Throws |      | Rebounds |     |     |     |     | Scoring |     |    |     |     |     |     |
|---------|-------|-----------|--------|------|---------|------|----------|------|----------|-----|-----|-----|-----|---------|-----|----|-----|-----|-----|-----|
|         |       |           | fg-fga | pct  | fg-fga  | pct  | ft-fta   | pct  | off      | def | tot | avg | pf  | fo      | ast | to | blk | stl | pts | avg |
| 2015-16 | 33-0  | 569/17.2  | 40-103 | .388 | 0-7     | .000 | 15-20    | .750 | 39       | 46  | 85  | 2.6 | 88  | 2       | 30  | 33 | 0   | 33  | 95  | 2.9 |
| 2016-17 | 29-1  | 566/19.5  | 28-78  | .359 | 0-1     | .000 | 9-12     | .750 | 45       | 45  | 90  | 3.1 | 78  | 3       | 35  | 21 | 5   | 42  | 65  | 2.2 |
| 2017-18 | 20-0  | 307/15.4  | 14-33  | .424 | 0-1     | .000 | 4-6      | .667 | 12       | 12  | 24  | 1.2 | 38  | 0       | 8   | 22 | 0   | 31  | 32  | 1.6 |
| TOTAL   | 82-1  | 1442/17.6 | 82-214 | .383 | 0-9     | .000 | 28-38    | .737 | 96       | 103 | 199 | 2.4 | 204 | 5       | 73  | 76 | 5   | 106 | 192 | 2.3 |





# Abigayle JACKSON

# #4

Sophomore • Forward • 6-3

Little Rock, Ark.

Little Rock Central HS

- Matched season-high of 6 points on 3-3 shooting at XULA (11/28)
- Had 4 points, 5 rebounds in season-opener vs. Grambling (11/6)
- Played in 28 of 29 games as a freshman; started final 12 games of season
- Averaged 2.0 points, 1.7 rebounds as freshman; led team with 22 blocks (0.8/game)
- Made first collegiate start at LSU (1/18), had 4 points, 4 rebounds and 3 steals in 19 minutes of action
- Career-high 13 points, 3 steals at Texas A&M (2/4); played career-high 26 minutes
- Ranked as No. 1 player in state of Arkansas in class of 2017

### SEASON HIGHS

|                     |   |                             |          |
|---------------------|---|-----------------------------|----------|
| Points              | 6 | 2x; last at XULA            | 11/28/18 |
| Rebounds            | 6 | vs. Nicholls State          | 11/9/18  |
| Assists             | 1 | 2x; last vs. Nicholls State | 11/9/18  |
| Blocks              | 3 | vs. UL-Lafayette            | 11/25/18 |
| Steals              | 2 | at XULA                     | 11/28/18 |
| Field Goals         | 3 | at XULA                     | 11/28/18 |
| Field Goal Attempts | 4 | vs. UL-Lafayette            | 11/25/18 |
| 3-Point Field Goals | 1 | vs. UL-Lafayette            | 11/25/18 |
| 3-Point FG Attempts | 2 | vs. UL-Lafayette            | 11/25/18 |
| Free Throws         | 2 | vs. Nicholls State          | 11/9/18  |
| Free Throw Attempts | 2 | vs. Nicholls State          | 11/9/18  |

| Opponent             | Start | Min. | FG-A | 3PT-A | FT-A | O-D-T | PF | Ast. | TO | Blk. | St. | Pts. |
|----------------------|-------|------|------|-------|------|-------|----|------|----|------|-----|------|
| GRAMBLING STATE      |       | 10   | 2-2  | 0-0   | 0-0  | 3-2-5 | 2  | 1    | 0  | 1    | 0   | 4    |
| NICHOLLS STATE       |       | 16   | 2-3  | 0-0   | 2-2  | 4-2-6 | 1  | 1    | 3  | 0    | 0   | 6    |
| at New Mexico        |       | 4    | 1-1  | 0-0   | 0-0  | 0-0-0 | 3  | 0    | 0  | 0    | 0   | 2    |
| at Iowa State        |       | 4    | 1-3  | 0-1   | 0-0  | 0-1-1 | 2  | 0    | 0  | 0    | 0   | 2    |
| LOUISIANA-LAFAYETTE  |       | 14   | 2-4  | 1-2   | 0-0  | 0-4-4 | 2  | 1    | 0  | 3    | 0   | 5    |
| at Xavier (La.)      |       | 9    | 3-3  | 0-0   | 0-0  | 1-0-1 | 0  | 0    | 1  | 2    | 2   | 6    |
| OKLAHOMA             |       | 9    | 0-1  | 0-0   | 0-0  | 1-3-4 | 2  | 0    | 0  | 0    | 0   | 0    |
| at St. Joseph's      |       | 5    | 0-1  | 0-0   | 0-0  | 1-1-2 | 2  | 0    | 0  | 0    | 0   | 0    |
| SAMFORD              |       |      |      |       |      |       |    |      |    |      |     |      |
| vs. Coastal Carolina |       |      |      |       |      |       |    |      |    |      |     |      |
| vs. North Carolina   |       |      |      |       |      |       |    |      |    |      |     |      |
| at Elon              |       |      |      |       |      |       |    |      |    |      |     |      |
| ALABAMA STATE        |       |      |      |       |      |       |    |      |    |      |     |      |
| TENNESSEE            |       |      |      |       |      |       |    |      |    |      |     |      |
| at Florida           |       |      |      |       |      |       |    |      |    |      |     |      |
| at Alabama           |       |      |      |       |      |       |    |      |    |      |     |      |
| MISSISSIPPI STATE    |       |      |      |       |      |       |    |      |    |      |     |      |
| at Vanderbilt        |       |      |      |       |      |       |    |      |    |      |     |      |
| TEXAS A&M            |       |      |      |       |      |       |    |      |    |      |     |      |
| at Missouri          |       |      |      |       |      |       |    |      |    |      |     |      |
| at Ole Miss          |       |      |      |       |      |       |    |      |    |      |     |      |
| GEORGIA              |       |      |      |       |      |       |    |      |    |      |     |      |
| KENTUCKY             |       |      |      |       |      |       |    |      |    |      |     |      |
| at Arkansas          |       |      |      |       |      |       |    |      |    |      |     |      |
| at Tennessee         |       |      |      |       |      |       |    |      |    |      |     |      |
| ALABAMA              |       |      |      |       |      |       |    |      |    |      |     |      |
| MISSOURI             |       |      |      |       |      |       |    |      |    |      |     |      |
| SOUTH CAROLINA       |       |      |      |       |      |       |    |      |    |      |     |      |
| at LSU               |       |      |      |       |      |       |    |      |    |      |     |      |

### CAREER HIGHS

|                     |    |                             |          |
|---------------------|----|-----------------------------|----------|
| Points              | 13 | at Texas A&M                | 2/4/18   |
| Rebounds            | 7  | vs. ULM                     | 11/29/17 |
| Assists             | 1  | 3x; last vs. Nicholls State | 11/9/18  |
| Blocks              | 3  | 3x; last vs. UL-Lafayette   | 11/25/18 |
| Steals              | 3  | 2x; last at Texas A&M       | 2/4/18   |
| Field Goals         | 5  | 2x; last at Texas A&M       | 2/4/18   |
| Field Goal Attempts | 11 | at Texas A&M                | 2/4/18   |
| 3-Point Field Goals | 1  | 3x; last vs. UL-Lafayette   | 11/25/18 |
| 3-Point FG Attempts | 5  | vs. Vanderbilt              | 2/12/18  |
| Free Throws         | 3  | at Texas A&M                | 2/4/18   |
| Free Throw Attempts | 5  | at Texas A&M                | 2/4/18   |

### JACKSON'S CAREER STATISTICS

| Season  | gp-gs | min/avg | Total  |      | 3-Point |      | F-Throws |       | Rebounds |     |     |     | Scoring |    |     |    |     |     |     |     |
|---------|-------|---------|--------|------|---------|------|----------|-------|----------|-----|-----|-----|---------|----|-----|----|-----|-----|-----|-----|
|         |       |         | fg-fga | pct  | fg-fga  | pct  | ft-fta   | pct   | off      | def | tot | avg | pf      | fo | ast | to | blk | stl | pts | avg |
| 2017-18 | 28-11 | 270/9.6 | 23-59  | .390 | 3-24    | .125 | 8-15     | .533  | 14       | 34  | 48  | 1.7 | 47      | 1  | 1   | 16 | 22  | 10  | 57  | 2.0 |
| 2018-19 | 8-0   | 71/8.9  | 11-18  | .611 | 1-3     | .333 | 2-2      | 1.000 | 10       | 13  | 23  | 2.9 | 14      | 0  | 3   | 4  | 6   | 2   | 25  | 3.1 |
| TOTAL   | 36-11 | 341/9.5 | 34-77  | .442 | 4-27    | .148 | 10-17    | .588  | 24       | 47  | 71  | 2.0 | 61      | 1  | 4   | 20 | 28  | 12  | 82  | 2.3 |



# Emari JONES

# #5

Senior • Guard • 6-2

Chicago, Ill.

Shawnee CC / Wheaton North HS

- Scored 16 points and hit four 3-pointers in back-to-back games vs. XULA (11/28) and Oklahoma (12/2)
- Career-high 10 rebounds vs. UL-Lafayette (11/25)
- Played career-high 39 minutes at Iowa State, scored 15 points and matched career-high with 4 3-pointers (11/13)
- Scored double-digits in consecutive games for first time in Auburn career; 15 vs. Nicholls & 13 vs. Grambling
- Played in all 29 games as a junior, starting 16; averaged 5.0 points, 3.2 rebounds in 22.8 minutes
- Tied for second on the team with 29 3-pointers as a junior; shot 29.6% (29-98)
- Career-high 18 points on 6-11 shooting (4-6 3FG) vs. Florida (12/31); matched previous career high (11) by halftime
- Transferred to Auburn from Shawnee CC in Ullin, Ill.; led Shawnee to 30-3 record and conference title as a freshman in 2015-16
- Scored 746 total points as JUCO freshman, which led the nation; scoring average was third nationally

### SEASON HIGHS

|                     |    |                        |          |
|---------------------|----|------------------------|----------|
| Points              | 16 | 2x; last vs. Oklahoma  | 12/2/18  |
| Rebounds            | 10 | vs. UL-Lafayette       | 11/25/18 |
| Assists             | 3  | 3x; last at Iowa State | 11/13/18 |
| Blocks              | 1  | 2x; last at XULA       | 11/28/18 |
| Steals              | 2  | 3x; last vs. Oklahoma  | 12/2/18  |
| Field Goals         | 6  | 3x; last vs. Oklahoma  | 12/2/18  |
| Field Goal Attempts | 15 | vs. Nicholls State     | 11/9/18  |
| 3-Point Field Goals | 4  | 3x; last vs. Oklahoma  | 12/2/18  |
| 3-Point FG Attempts | 9  | 2x; last vs. Oklahoma  | 12/2/18  |
| Free Throws         | 3  | at Iowa State          | 11/13/18 |
| Free Throw Attempts | 4  | at Iowa State          | 11/13/18 |

| Opponent             | Start | Min. | FG-A | 3PT-A | FT-A | O-D-T  | PF | Ast. | TO | Blk. | St. | Pts. |
|----------------------|-------|------|------|-------|------|--------|----|------|----|------|-----|------|
| GRAMBLING STATE      | *     | 28   | 5-13 | 3-9   | 0-0  | 3-5-8  | 1  | 3    | 3  | 0    | 2   | 13   |
| NICHOLLS STATE       | *     | 31   | 6-15 | 1-5   | 2-2  | 3-5-8  | 1  | 3    | 2  | 1    | 2   | 15   |
| at New Mexico        | *     | 24   | 2-10 | 1-8   | 0-0  | 1-1-2  | 2  | 2    | 6  | 0    | 1   | 5    |
| at Iowa State        | *     | 39   | 4-9  | 4-8   | 3-4  | 3-4-7  | 4  | 3    | 2  | 0    | 1   | 15   |
| LOUISIANA-LAFAYETTE  | *     | 37   | 3-9  | 1-4   | 1-1  | 5-5-10 | 3  | 2    | 3  | 0    | 1   | 8    |
| at Xavier (La.)      | *     | 31   | 6-12 | 4-6   | 0-0  | 1-3-4  | 3  | 2    | 2  | 1    | 1   | 16   |
| OKLAHOMA             | *     | 35   | 6-11 | 4-9   | 0-0  | 0-3-3  | 2  | 1    | 2  | 0    | 2   | 16   |
| at St. Joseph's      | *     | 33   | 2-4  | 0-0   | 0-1  | 1-2-3  | 0  | 1    | 0  | 0    | 0   | 4    |
| SAMFORD              |       |      |      |       |      |        |    |      |    |      |     |      |
| vs. Coastal Carolina |       |      |      |       |      |        |    |      |    |      |     |      |
| vs. North Carolina   |       |      |      |       |      |        |    |      |    |      |     |      |
| at Elon              |       |      |      |       |      |        |    |      |    |      |     |      |
| ALABAMA STATE        |       |      |      |       |      |        |    |      |    |      |     |      |
| TENNESSEE            |       |      |      |       |      |        |    |      |    |      |     |      |
| at Florida           |       |      |      |       |      |        |    |      |    |      |     |      |
| at Alabama           |       |      |      |       |      |        |    |      |    |      |     |      |
| MISSISSIPPI STATE    |       |      |      |       |      |        |    |      |    |      |     |      |
| at Vanderbilt        |       |      |      |       |      |        |    |      |    |      |     |      |
| TEXAS A&M            |       |      |      |       |      |        |    |      |    |      |     |      |
| at Missouri          |       |      |      |       |      |        |    |      |    |      |     |      |
| at Ole Miss          |       |      |      |       |      |        |    |      |    |      |     |      |
| GEORGIA              |       |      |      |       |      |        |    |      |    |      |     |      |
| KENTUCKY             |       |      |      |       |      |        |    |      |    |      |     |      |
| at Arkansas          |       |      |      |       |      |        |    |      |    |      |     |      |
| at Tennessee         |       |      |      |       |      |        |    |      |    |      |     |      |
| ALABAMA              |       |      |      |       |      |        |    |      |    |      |     |      |
| MISSOURI             |       |      |      |       |      |        |    |      |    |      |     |      |
| SOUTH CAROLINA       |       |      |      |       |      |        |    |      |    |      |     |      |
| at LSU               |       |      |      |       |      |        |    |      |    |      |     |      |

### CAREER HIGHS

|                     |    |                       |          |
|---------------------|----|-----------------------|----------|
| Points              | 18 | vs. Florida           | 12/31/17 |
| Rebounds            | 10 | vs. UL-Lafayette      | 11/25/18 |
| Assists             | 4  | at Ole Miss           | 2/16/17  |
| Blocks              | 2  | at LSU                | 1/18/18  |
| Steals              | 3  | 3x; last vs. Alabama  | 1/28/18  |
| Field Goals         | 6  | 4x; last vs. Oklahoma | 12/2/18  |
| Field Goal Attempts | 15 | vs. Nicholls State    | 11/9/18  |
| 3-Point Field Goals | 4  | 4x; last vs. Oklahoma | 12/2/18  |
| 3-Point FG Attempts | 9  | 2x; last vs. Oklahoma | 12/2/18  |
| Free Throws         | 4  | vs. Alabama           | 1/28/18  |
| Free Throw Attempts | 5  | at Missouri           | 1/26/17  |

### JONES' CAREER STATISTICS (at Auburn)

| Season  | gp-gs | min/avg   | Total   |      | 3-Point |      | F-Throws |      | Rebounds |     |     |     | Scoring |    |     |    |     |     |     |      |
|---------|-------|-----------|---------|------|---------|------|----------|------|----------|-----|-----|-----|---------|----|-----|----|-----|-----|-----|------|
|         |       |           | fg-fga  | pct  | fg-fga  | pct  | ft-fta   | pct  | off      | def | tot | avg | pf      | fo | ast | to | blk | stl | pts | avg  |
| 2016-17 | 31-0  | 278/9.0   | 25-76   | .329 | 11-42   | .262 | 23-30    | .767 | 16       | 24  | 40  | 1.3 | 28      | 0  | 13  | 18 | 2   | 12  | 84  | 2.7  |
| 2017-18 | 29-16 | 660/22.8  | 49-146  | .336 | 29-98   | .296 | 19-24    | .792 | 41       | 52  | 93  | 3.2 | 75      | 4  | 16  | 39 | 2   | 32  | 146 | 5.0  |
| 2018-19 | 8-8   | 256/32.0  | 34-83   | .410 | 18-49   | .367 | 6-8      | .750 | 16       | 28  | 44  | 5.5 | 16      | 0  | 17  | 20 | 2   | 10  | 92  | 11.5 |
| TOTAL   | 68-24 | 1194/17.6 | 108-305 | .354 | 58-189  | .307 | 48-62    | .774 | 73       | 104 | 177 | 2.6 | 119     | 4  | 46  | 77 | 6   | 54  | 322 | 4.7  |



# Kiyae' WHITE

# #10

Redshirt Freshman • Forward • 6-2

Macungie, Pa.

Emmaus HS

- Scored 4 points at St. Joseph's, including a steal and fast-break basket to cap a 9-0 Auburn run in 4th quarter (12/6)
- Made first collegiate appearance vs. Grambling (11/6); had 3 points, 4 rebounds in 12 minutes of action
- Redshirted 2017-18 season due to injury
- Ranked as No. 20 forward nationally out of high school
- Three brothers all played football at West Virginia; brother, Kevin White, plays for Chicago Bears

**SEASON/CAREER HIGHS**

|                     |   |                          |          |
|---------------------|---|--------------------------|----------|
| Points              | 4 | at St. Joseph's          | 12/6/18  |
| Rebounds            | 4 | 2x; last at St. Joseph's | 12/6/18  |
| Assists             | 2 | 3x; last at XULA         | 11/28/18 |
| Blocks              |   |                          |          |
| Steals              | 1 | at St. Joseph's          | 12/6/18  |
| Field Goals         | 2 | at St. Joseph's          | 12/6/18  |
| Field Goal Attempts | 3 | 3x; last at St. Joseph's | 12/6/18  |
| 3-Point Field Goals |   |                          |          |
| 3-Point FG Attempts |   |                          |          |
| Free Throws         | 1 | vs. Grambling            | 11/6/18  |
| Free Throw Attempts | 2 | vs. Grambling            | 11/6/18  |

| Opponent             | Start | Min. | FG-A | 3PT-A | FT-A | O-D-T | PF | Ast. | TO | Blk. | St. | Pts. |
|----------------------|-------|------|------|-------|------|-------|----|------|----|------|-----|------|
| GRAMBLING STATE      |       | 12   | 1-2  | 0-0   | 1-2  | 2-2-4 | 1  | 2    | 1  | 0    | 0   | 3    |
| NICHOLLS STATE       |       | 11   | 1-3  | 0-0   | 0-0  | 0-0-0 | 1  | 2    | 1  | 0    | 0   | 2    |
| at New Mexico        |       | 1    | 0-1  | 0-0   | 0-0  | 1-0-1 | 0  | 0    | 0  | 0    | 0   | 0    |
| at Iowa State        |       | 2    | 0-0  | 0-0   | 0-0  | 0-0-0 | 0  | 0    | 0  | 0    | 0   | 0    |
| LOUISIANA-LAFAYETTE  |       | 6    | 0-1  | 0-0   | 0-0  | 0-0-0 | 0  | 0    | 1  | 0    | 0   | 0    |
| at Xavier (La.)      |       | 14   | 0-3  | 0-0   | 0-0  | 2-1-3 | 2  | 2    | 1  | 0    | 0   | 0    |
| OKLAHOMA             |       | 3    | 1-2  | 0-0   | 0-0  | 1-0-1 | 1  | 0    | 0  | 0    | 0   | 2    |
| at St. Joseph's      |       | 10   | 2-3  | 0-0   | 0-0  | 2-2-4 | 2  | 0    | 0  | 0    | 1   | 4    |
| SAMFORD              |       |      |      |       |      |       |    |      |    |      |     |      |
| vs. Coastal Carolina |       |      |      |       |      |       |    |      |    |      |     |      |
| vs. North Carolina   |       |      |      |       |      |       |    |      |    |      |     |      |
| at Elon              |       |      |      |       |      |       |    |      |    |      |     |      |
| ALABAMA STATE        |       |      |      |       |      |       |    |      |    |      |     |      |
| TENNESSEE            |       |      |      |       |      |       |    |      |    |      |     |      |
| at Florida           |       |      |      |       |      |       |    |      |    |      |     |      |
| at Alabama           |       |      |      |       |      |       |    |      |    |      |     |      |
| MISSISSIPPI STATE    |       |      |      |       |      |       |    |      |    |      |     |      |
| at Vanderbilt        |       |      |      |       |      |       |    |      |    |      |     |      |
| TEXAS A&M            |       |      |      |       |      |       |    |      |    |      |     |      |
| at Missouri          |       |      |      |       |      |       |    |      |    |      |     |      |
| at Ole Miss          |       |      |      |       |      |       |    |      |    |      |     |      |
| GEORGIA              |       |      |      |       |      |       |    |      |    |      |     |      |
| KENTUCKY             |       |      |      |       |      |       |    |      |    |      |     |      |
| at Arkansas          |       |      |      |       |      |       |    |      |    |      |     |      |
| at Tennessee         |       |      |      |       |      |       |    |      |    |      |     |      |
| ALABAMA              |       |      |      |       |      |       |    |      |    |      |     |      |
| MISSOURI             |       |      |      |       |      |       |    |      |    |      |     |      |
| SOUTH CAROLINA       |       |      |      |       |      |       |    |      |    |      |     |      |
| at LSU               |       |      |      |       |      |       |    |      |    |      |     |      |

**WHITE'S CAREER STATISTICS**

| Season  | gp-gs | min/avg | Total  |      | 3-Point |      | F-Throws |      | Rebounds |     |     |     | PF |    |     | AST |     |     | Scoring |     |
|---------|-------|---------|--------|------|---------|------|----------|------|----------|-----|-----|-----|----|----|-----|-----|-----|-----|---------|-----|
|         |       |         | fg-fga | pct  | fg-fga  | pct  | ft-fta   | pct  | off      | def | tot | avg | pf | fo | ast | to  | blk | stl | pts     | avg |
| 2018-19 | 8-0   | 60/7.5  | 5-15   | .333 | 0-0     | .000 | 1-2      | .500 | 8        | 5   | 13  | 1.6 | 7  | 0  | 6   | 4   | 0   | 1   | 11      | 1.4 |
| TOTAL   | 8-0   | 60/7.5  | 5-15   | .333 | 0-0     | .000 | 1-2      | .500 | 8        | 5   | 13  | 1.6 | 7  | 0  | 6   | 4   | 0   | 1   | 11      | 1.4 |



# Unique THOMPSON

# #20

Freshman • Forward • 6-3

Theodore, Ala.

**\*\*2018 SEC All-Freshman Team\*\***

Faith Academy

**• 2018-19 Preseason All-SEC; 2018 SEC All-Freshman Team**

- Has 5 double-doubles in 8 games so far in 2018-19; 12 career double-doubles ranks 12th all-time at Auburn
- SEC's second-leading rebounder with 12.5/game
- Career-high 19 rebounds with 19 points for second double-double of season at New Mexico (11/9)
- Started 27 games as a freshman; was Auburn's third-leading scorer with 11.5 points/game
- Led Auburn and all SEC freshmen with 8.4 rebounds/game; seventh-best among all SEC players
- Had 7 double-doubles as freshman, tying DeWanna Bonner for the Auburn freshman record
- Her 29 points at UL-Lafayette were 2nd most ever by Auburn freshman, most since Becky Jackson had 38 in 1980
- Became first Auburn freshman since Katie Frerking in 2013 to earn start in first collegiate game; had 9 points and season-high 16 rebounds at VT

**SEASON HIGHS**

|                     |    |                           |          |
|---------------------|----|---------------------------|----------|
| Points              | 19 | 2x; last at Iowa State    | 11/13/18 |
| Rebounds            | 19 | at New Mexico             | 11/11/18 |
| Assists             | 4  | at St. Joseph's           | 12/6/18  |
| Blocks              | 2  | 3x; last at Iowa State    | 11/13/18 |
| Steals              | 4  | 2x; last vs. UL-Lafayette | 11/25/18 |
| Field Goals         | 7  | 3x; last vs. UL-Lafayette | 11/25/18 |
| Field Goal Attempts | 13 | at New Mexico             | 11/11/18 |
| 3-Point Field Goals |    |                           |          |
| 3-Point FG Attempts |    |                           |          |
| Free Throws         | 6  | vs. Oklahoma              | 12/2/18  |
| Free Throw Attempts | 9  | at Iowa State             | 11/13/18 |

| Opponent             | Start | Min. | FG-A | 3PT-A | FT-A | O-D-T   | PF | Ast. | TO | Blk. | St. | Pts. |
|----------------------|-------|------|------|-------|------|---------|----|------|----|------|-----|------|
| GRAMBLING STATE      | *     | 27   | 5-8  | 0-0   | 4-6  | 3-10-13 | 4  | 1    | 2  | 2    | 1   | 14   |
| NICHOLLS STATE       | *     | 24   | 3-7  | 0-0   | 0-0  | 1-9-10  | 4  | 1    | 3  | 2    | 4   | 6    |
| at New Mexico        | *     | 35   | 7-13 | 0-0   | 5-7  | 8-11-19 | 1  | 0    | 4  | 1    | 1   | 19   |
| at Iowa State        | *     | 36   | 7-11 | 0-0   | 5-9  | 4-10-14 | 3  | 2    | 2  | 2    | 1   | 19   |
| LOUISIANA-LAFAYETTE  | *     | 31   | 7-12 | 0-0   | 2-5  | 3-10-13 | 3  | 0    | 4  | 1    | 4   | 16   |
| at Xavier (La.)      | *     | 24   | 6-10 | 0-0   | 3-4  | 3-5-8   | 2  | 0    | 1  | 1    | 3   | 15   |
| OKLAHOMA             | *     | 30   | 4-7  | 0-0   | 6-8  | 5-12-17 | 1  | 3    | 3  | 0    | 1   | 14   |
| at St. Joseph's      | *     | 34   | 5-10 | 0-0   | 2-4  | 2-4-6   | 2  | 4    | 2  | 0    | 2   | 12   |
| SAMFORD              |       |      |      |       |      |         |    |      |    |      |     |      |
| vs. Coastal Carolina |       |      |      |       |      |         |    |      |    |      |     |      |
| vs. North Carolina   |       |      |      |       |      |         |    |      |    |      |     |      |
| at Elon              |       |      |      |       |      |         |    |      |    |      |     |      |
| ALABAMA STATE        |       |      |      |       |      |         |    |      |    |      |     |      |
| TENNESSEE            |       |      |      |       |      |         |    |      |    |      |     |      |
| at Florida           |       |      |      |       |      |         |    |      |    |      |     |      |
| at Alabama           |       |      |      |       |      |         |    |      |    |      |     |      |
| MISSISSIPPI STATE    |       |      |      |       |      |         |    |      |    |      |     |      |
| at Vanderbilt        |       |      |      |       |      |         |    |      |    |      |     |      |
| TEXAS A&M            |       |      |      |       |      |         |    |      |    |      |     |      |
| at Missouri          |       |      |      |       |      |         |    |      |    |      |     |      |
| at Ole Miss          |       |      |      |       |      |         |    |      |    |      |     |      |
| GEORGIA              |       |      |      |       |      |         |    |      |    |      |     |      |
| KENTUCKY             |       |      |      |       |      |         |    |      |    |      |     |      |
| at Arkansas          |       |      |      |       |      |         |    |      |    |      |     |      |
| at Tennessee         |       |      |      |       |      |         |    |      |    |      |     |      |
| ALABAMA              |       |      |      |       |      |         |    |      |    |      |     |      |
| MISSOURI             |       |      |      |       |      |         |    |      |    |      |     |      |
| SOUTH CAROLINA       |       |      |      |       |      |         |    |      |    |      |     |      |
| at LSU               |       |      |      |       |      |         |    |      |    |      |     |      |

**CAREER HIGHS**

|                     |    |                           |          |
|---------------------|----|---------------------------|----------|
| Points              | 29 | at Louisiana-Lafayette    | 12/8/17  |
| Rebounds            | 19 | at New Mexico             | 11/11/18 |
| Assists             | 4  | at St. Joseph's           | 12/6/18  |
| Blocks              | 6  | vs. Louisiana Tech        | 11/19/17 |
| Steals              | 4  | 2x; last vs. UL-Lafayette | 11/25/18 |
| Field Goals         | 11 | 2x; last vs. Texas A&M    | 1/7/18   |
| Field Goal Attempts | 16 | vs. Florida               | 12/31/17 |
| 3-Point Field Goals |    |                           |          |
| 3-Point FG Attempts |    |                           |          |
| Free Throws         | 7  | at Louisiana-Lafayette    | 12/8/17  |
| Free Throw Attempts | 9  | at Iowa State             | 11/13/18 |

**THOMPSON'S CAREER STATISTICS**

| Season  | gp-gs | min/avg   | Total   |      | 3-Point |      | F-Throws |      | Rebounds |     |     |      | Scoring |    |     |    |     |     |     |      |
|---------|-------|-----------|---------|------|---------|------|----------|------|----------|-----|-----|------|---------|----|-----|----|-----|-----|-----|------|
|         |       |           | fg-fga  | pct  | fg-fga  | pct  | ft-fga   | pct  | off      | def | tot | avg  | pf      | fo | ast | to | blk | stl | pts | avg  |
| 2017-18 | 27-26 | 811/30.0  | 131-271 | .483 | 0-0     | .000 | 49-87    | .563 | 112      | 115 | 227 | 8.4  | 63      | 0  | 28  | 66 | 21  | 32  | 311 | 11.5 |
| 2018-19 | 8-8   | 240/30.0  | 44-78   | .564 | 0-0     | .000 | 27-43    | .628 | 29       | 71  | 100 | 12.5 | 20      | 0  | 11  | 21 | 9   | 17  | 115 | 14.4 |
| TOTAL   | 35-34 | 1051/30.0 | 175-349 | .501 | 0-0     | .000 | 76-130   | .585 | 141      | 186 | 327 | 9.3  | 83      | 0  | 39  | 87 | 30  | 49  | 426 | 12.2 |



# Crystal PRIMM

# #23

Redshirt Junior • Guard • 5-11

West Palm Beach, Fla.

Oxbridge Academy / Duke

- Double-digit scoring in 4 of 8 games; back-to-back 14-point nights vs. Oklahoma (12/2) and St. Joseph's (12/6)
- 10 points, 6 rebounds in win at New Mexico (11/11)
- Career-high 5 steals along with 8 points, 4 rebounds, 4 assists vs. Nicholls State (11/9)
- Scored 15 points in 22 minutes in Auburn debut vs. Grambling (11/6)
- Enrolled at Auburn in summer of 2017; redshirted 2017-18 season after transferring from Duke
- Played in 33 games off the bench as sophomore at Duke; averaged 2.5 points, 1.6 rebounds
- Started 14 games as freshman, averaging 4.6 points, 2.6 rebounds; career-high 15 points at Kentucky

#### SEASON HIGHS

|                     |    |                           |          |
|---------------------|----|---------------------------|----------|
| Points              | 15 | vs. Grambling             | 11/6/18  |
| Rebounds            | 6  | at New Mexico             | 11/11/18 |
| Assists             | 4  | vs. Nicholls State        | 11/9/18  |
| Blocks              | 1  | 2x; last vs. Oklahoma     | 12/2/18  |
| Steals              | 5  | vs. Nicholls State        | 11/9/18  |
| Field Goals         | 6  | 2x; last vs. Oklahoma     | 12/2/18  |
| Field Goal Attempts | 11 | vs. Oklahoma              | 12/2/18  |
| 3-Point Field Goals |    |                           |          |
| 3-Point FG Attempts | 1  | 3x; last vs. UL-Lafayette | 11/25/18 |
| Free Throws         | 4  | 3x; last at St. Joseph's  | 12/6/18  |
| Free Throw Attempts | 6  | at XULA                   | 11/28/18 |

| Opponent             | Start | Min. | FG-A | 3PT-A | FT-A | O-D-T | PF | Ast. | TO | Blk. | St. | Pts. |
|----------------------|-------|------|------|-------|------|-------|----|------|----|------|-----|------|
| GRAMBLING STATE      | *     | 22   | 6-8  | 0-1   | 3-3  | 4-0-4 | 5  | 0    | 4  | 0    | 0   | 15   |
| NICHOLLS STATE       | *     | 27   | 4-9  | 0-1   | 0-0  | 2-2-4 | 2  | 4    | 3  | 0    | 5   | 8    |
| at New Mexico        | *     | 32   | 3-7  | 0-0   | 4-4  | 2-4-6 | 2  | 1    | 1  | 0    | 1   | 10   |
| at Iowa State        | *     | 34   | 3-7  | 0-1   | 1-2  | 0-1-1 | 2  | 0    | 2  | 1    | 0   | 7    |
| LOUISIANA-LAFAYETTE  | *     | 24   | 4-8  | 0-1   | 1-1  | 0-2-2 | 4  | 1    | 3  | 0    | 2   | 9    |
| at Xavier (La.)      | *     | 24   | 0-1  | 0-0   | 4-6  | 1-1-2 | 3  | 1    | 1  | 0    | 1   | 4    |
| OKLAHOMA             | *     | 26   | 6-11 | 0-0   | 2-3  | 2-1-3 | 4  | 1    | 2  | 1    | 3   | 14   |
| at St. Joseph's      | *     | 27   | 5-6  | 0-0   | 4-4  | 1-3-4 | 0  | 2    | 2  | 0    | 1   | 14   |
| SAMFORD              |       |      |      |       |      |       |    |      |    |      |     |      |
| vs. Coastal Carolina |       |      |      |       |      |       |    |      |    |      |     |      |
| vs. North Carolina   |       |      |      |       |      |       |    |      |    |      |     |      |
| at Elon              |       |      |      |       |      |       |    |      |    |      |     |      |
| ALABAMA STATE        |       |      |      |       |      |       |    |      |    |      |     |      |
| TENNESSEE            |       |      |      |       |      |       |    |      |    |      |     |      |
| at Florida           |       |      |      |       |      |       |    |      |    |      |     |      |
| at Alabama           |       |      |      |       |      |       |    |      |    |      |     |      |
| MISSISSIPPI STATE    |       |      |      |       |      |       |    |      |    |      |     |      |
| at Vanderbilt        |       |      |      |       |      |       |    |      |    |      |     |      |
| TEXAS A&M            |       |      |      |       |      |       |    |      |    |      |     |      |
| at Missouri          |       |      |      |       |      |       |    |      |    |      |     |      |
| at Ole Miss          |       |      |      |       |      |       |    |      |    |      |     |      |
| GEORGIA              |       |      |      |       |      |       |    |      |    |      |     |      |
| KENTUCKY             |       |      |      |       |      |       |    |      |    |      |     |      |
| at Arkansas          |       |      |      |       |      |       |    |      |    |      |     |      |
| at Tennessee         |       |      |      |       |      |       |    |      |    |      |     |      |
| ALABAMA              |       |      |      |       |      |       |    |      |    |      |     |      |
| MISSOURI             |       |      |      |       |      |       |    |      |    |      |     |      |
| SOUTH CAROLINA       |       |      |      |       |      |       |    |      |    |      |     |      |
| at LSU               |       |      |      |       |      |       |    |      |    |      |     |      |

#### CAREER HIGHS (incl. 2 years @ Duke)

|                     |    |                             |          |
|---------------------|----|-----------------------------|----------|
| Points              | 15 | 2x; last vs. Grambling      | 11/6/18  |
| Rebounds            | 6  | 4x; last at New Mexico      | 11/11/18 |
| Assists             | 4  | 2x; last vs. Nicholls State | 11/9/18  |
| Blocks              |    |                             |          |
| Steals              | 5  | vs. Nicholls State          | 11/9/18  |
| Field Goals         | 6  | 3x; last vs. Oklahoma       | 12/2/18  |
| Field Goal Attempts | 11 | vs. Oklahoma                | 12/2/18  |
| 3-Point Field Goals |    |                             |          |
| 3-Point FG Attempts | 1  | 4x; last vs. UL-Lafayette   | 11/25/18 |
| Free Throws         | 6  | at North Carolina           | 2/28/16  |
| Free Throw Attempts | 6  | 3x; last at XULA            | 11/28/18 |

#### PRIMM'S CAREER STATISTICS (at Auburn)

| Season  | gp-gs | min/avg  | Total  |      | 3-Point |      | F-Throws |      | Rebounds |     |     |     | Scoring |    |     |    |     |     |     |      |
|---------|-------|----------|--------|------|---------|------|----------|------|----------|-----|-----|-----|---------|----|-----|----|-----|-----|-----|------|
|         |       |          | fg-fga | pct  | fg-fga  | pct  | ft-fta   | pct  | off      | def | tot | avg | pf      | fo | ast | to | blk | stl | pts | avg  |
| 2018-19 | 8-8   | 214/26.8 | 31-57  | .544 | 0-4     | .000 | 19-23    | .826 | 12       | 14  | 26  | 3.3 | 22      | 1  | 10  | 18 | 2   | 13  | 81  | 10.1 |
| TOTAL   | 8-8   | 214/26.8 | 31-57  | .544 | 0-4     | .000 | 19-23    | .826 | 12       | 14  | 26  | 3.3 | 22      | 1  | 10  | 18 | 2   | 13  | 81  | 10.1 |





# Erin HOWARD

# #24

Freshman • Guard/Forward • 6-1

Madison, Wis.

Madison East HS

- Had steal-and-score at end of 1st half vs. Oklahoma to give Auburn 14-point halftime lead; finished with 4 points, 4 rebounds, 3 assists (12/2)
- Hit first two career 3-pointers, including buzzer-beater at end of 3rd quarter, in win over New Mexico (11/11); finished with 8 points
- Played 11 minutes in first collegiate game vs. Grambling; finished with 2 points, 3 rebounds, 2 steals (11/6)
- Ranked as No. 21 forward nationally by ESPN HoopGurlz
- Named to USA Today All-Wisconsin First Team
- Averaged 17.4 points, 11.1 rebounds, 3.9 assists as high school senior
- First Auburn women's basketball player from state of Wisconsin


### SEASON HIGHS

|                     |   |                             |          |
|---------------------|---|-----------------------------|----------|
| Points              | 8 | at New Mexico               | 11/11/18 |
| Rebounds            | 4 | vs. Oklahoma                | 12/2/18  |
| Assists             | 3 | vs. Oklahoma                | 12/2/18  |
| Blocks              | 1 | 2x; last at XULA            | 11/28/18 |
| Steals              | 2 | 2x; last vs. Nicholls State | 11/9/18  |
| Field Goals         | 2 | 3x; last vs. Oklahoma       | 12/2/18  |
| Field Goal Attempts | 6 | at XULA                     | 11/28/18 |
| 3-Point Field Goals | 2 | at New Mexico               | 11/11/18 |
| 3-Point FG Attempts | 5 | at XULA                     | 11/28/18 |
| Free Throws         | 2 | at New Mexico               | 11/11/18 |
| Free Throw Attempts | 2 | at New Mexico               | 11/11/18 |

| Opponent             | Start | Min. | FG-A | 3PT-A | FT-A | O-D-T   | PF | Ast. | TO | Blk. | St. | Pts. |
|----------------------|-------|------|------|-------|------|---------|----|------|----|------|-----|------|
| GRAMBLING STATE      |       | 11   | 1-4  | 0-2   | 0-0  | 2-1-3   | 1  | 1    | 0  | 0    | 2   | 2    |
| NICHOLLS STATE       |       | 11   | 0-2  | 0-2   | 0-0  | 0-2-2   | 1  | 0    | 0  | 1    | 2   | 0    |
| at New Mexico        |       | 20   | 2-4  | 2-3   | 2-2  | 0-1-1   | 2  | 1    | 1  | 1    | 0   | 8    |
| at Iowa State        |       | 8    | 0-1  | 0-1   | 0-0  | 0-0-0   | 2  | 1    | 1  | 0    | 0   | 0    |
| LOUISIANA-LAFAYETTE  |       |      |      |       |      | --DNP-- |    |      |    |      |     |      |
| at Xavier (La.)      |       | 12   | 2-6  | 1-5   | 0-0  | 0-0-0   | 2  | 1    | 1  | 1    | 0   | 5    |
| OKLAHOMA             |       | 11   | 2-4  | 0-1   | 0-0  | 2-2-4   | 1  | 3    | 0  | 0    | 1   | 4    |
| at St. Joseph's      |       | 10   | 0-1  | 0-0   | 0-0  | 0-0-0   | 1  | 0    | 1  | 0    | 0   | 0    |
| SAMFORD              |       |      |      |       |      |         |    |      |    |      |     |      |
| vs. Coastal Carolina |       |      |      |       |      |         |    |      |    |      |     |      |
| vs. North Carolina   |       |      |      |       |      |         |    |      |    |      |     |      |
| at Elon              |       |      |      |       |      |         |    |      |    |      |     |      |
| ALABAMA STATE        |       |      |      |       |      |         |    |      |    |      |     |      |
| TENNESSEE            |       |      |      |       |      |         |    |      |    |      |     |      |
| at Florida           |       |      |      |       |      |         |    |      |    |      |     |      |
| at Alabama           |       |      |      |       |      |         |    |      |    |      |     |      |
| MISSISSIPPI STATE    |       |      |      |       |      |         |    |      |    |      |     |      |
| at Vanderbilt        |       |      |      |       |      |         |    |      |    |      |     |      |
| TEXAS A&M            |       |      |      |       |      |         |    |      |    |      |     |      |
| at Missouri          |       |      |      |       |      |         |    |      |    |      |     |      |
| at Ole Miss          |       |      |      |       |      |         |    |      |    |      |     |      |
| GEORGIA              |       |      |      |       |      |         |    |      |    |      |     |      |
| KENTUCKY             |       |      |      |       |      |         |    |      |    |      |     |      |
| at Arkansas          |       |      |      |       |      |         |    |      |    |      |     |      |
| at Tennessee         |       |      |      |       |      |         |    |      |    |      |     |      |
| ALABAMA              |       |      |      |       |      |         |    |      |    |      |     |      |
| MISSOURI             |       |      |      |       |      |         |    |      |    |      |     |      |
| SOUTH CAROLINA       |       |      |      |       |      |         |    |      |    |      |     |      |
| at LSU               |       |      |      |       |      |         |    |      |    |      |     |      |

### HOWARD'S CAREER STATISTICS

| Season  | gp-gs | min/avg | Total  |      | 3-Point |      | F-Throws |       | Rebounds |     |     |     | Scoring |    |     |    |     |     |     |     |
|---------|-------|---------|--------|------|---------|------|----------|-------|----------|-----|-----|-----|---------|----|-----|----|-----|-----|-----|-----|
|         |       |         | fg-fga | pct  | fg-fga  | pct  | ft-fta   | pct   | off      | def | tot | avg | pf      | fo | ast | to | blk | stl | pts | avg |
| 2018-19 | 7-0   | 85/12.1 | 7-22   | .318 | 3-14    | .214 | 2-2      | 1.000 | 4        | 6   | 10  | 1.4 | 10      | 0  | 7   | 4  | 3   | 5   | 19  | 2.7 |
| TOTAL   | 7-0   | 85/12.1 | 7-22   | .318 | 3-14    | .214 | 2-2      | 1.000 | 4        | 6   | 10  | 1.4 | 10      | 0  | 7   | 4  | 3   | 5   | 19  | 2.7 |



# Janiah McKAY

# #33

Senior • Guard • 5-6

Gainesville, Fla.

Gainesville HS

**• 2018 Preseason All-SEC Second Team**

- Season-high 21 points along with 4 steals and 4 assists at St. Joseph's; was 7-of-8 at FT line in 4th quarter to clinch win (12/6)
- Ranks 2nd in SEC with 5.5 assists/game
- Named to Preseason WNIT All-Tournament Team; averaged 15.6 points, 5.3 assists in the tournament
- Recorded second career double-double with 16 points, 10 assists in season-opener vs. Grambling (11/6)
- Led Auburn with 16.6 points, 4.4 assists per game as a junior; also Auburn's leading free throw shooter at 82.8% (130-157)
- Scored 25+ points in three straight games in '18 (TAMU, SC, Arkansas), first Auburn player since DeWanna Bonner (2009) to accomplish that feat
- Matched career-high with 29 points along with 5 assists and 5 steals in win over Louisiana Tech (11/19); also had 29 vs. UT and Alabama in 2016-17

**SEASON HIGHS**

|                     |    |                          |          |
|---------------------|----|--------------------------|----------|
| Points              | 21 | at St. Joseph's          | 12/6/18  |
| Rebounds            | 5  | 2x; last at Iowa State   | 11/13/18 |
| Assists             | 10 | vs. Grambling            | 11/6/18  |
| Blocks              | 2  | vs. Grambling            | 11/6/18  |
| Steals              | 4  | at St. Joseph's          | 12/6/18  |
| Field Goals         | 6  | 3x; last at St. Joseph's | 12/6/18  |
| Field Goal Attempts | 14 | at Iowa State            | 11/13/18 |
| 3-Point Field Goals | 3  | at Iowa State            | 11/13/18 |
| 3-Point FG Attempts | 5  | at Iowa State            | 11/13/18 |
| Free Throws         | 9  | at St. Joseph's          | 12/6/18  |
| Free Throw Attempts | 10 | at St. Joseph's          | 12/6/18  |

| Opponent             | Start | Min. | FG-A | 3PT-A | FT-A | O-D-T | PF | Ast. | TO | Blk. | St. | Pts. |
|----------------------|-------|------|------|-------|------|-------|----|------|----|------|-----|------|
| GRAMBLING STATE      | *     | 28   | 6-8  | 2-2   | 2-2  | 0-2-2 | 3  | 10   | 1  | 2    | 3   | 16   |
| NICHOLLS STATE       | *     | 31   | 5-12 | 0-2   | 4-4  | 0-3-3 | 4  | 7    | 2  | 0    | 3   | 14   |
| at New Mexico        | *     | 39   | 6-12 | 1-1   | 6-8  | 1-4-5 | 2  | 6    | 2  | 0    | 3   | 19   |
| at Iowa State        | *     | 36   | 5-14 | 3-5   | 1-2  | 0-5-5 | 4  | 3    | 4  | 0    | 1   | 14   |
| LOUISIANA-LAFAYETTE  | *     | 34   | 4-10 | 1-3   | 4-4  | 1-1-2 | 3  | 6    | 5  | 0    | 3   | 13   |
| at Xavier (La.)      | *     | 27   | 4-7  | 0-2   | 1-3  | 0-0-0 | 0  | 7    | 4  | 0    | 2   | 9    |
| OKLAHOMA             | *     | 29   | 3-11 | 0-2   | 0-0  | 1-0-1 | 4  | 1    | 1  | 0    | 1   | 6    |
| at St. Joseph's      | *     | 28   | 6-10 | 0-2   | 9-10 | 0-1-1 | 1  | 4    | 4  | 0    | 4   | 21   |
| SAMFORD              |       |      |      |       |      |       |    |      |    |      |     |      |
| vs. Coastal Carolina |       |      |      |       |      |       |    |      |    |      |     |      |
| vs. North Carolina   |       |      |      |       |      |       |    |      |    |      |     |      |
| at Elon              |       |      |      |       |      |       |    |      |    |      |     |      |
| ALABAMA STATE        |       |      |      |       |      |       |    |      |    |      |     |      |
| TENNESSEE            |       |      |      |       |      |       |    |      |    |      |     |      |
| at Florida           |       |      |      |       |      |       |    |      |    |      |     |      |
| at Alabama           |       |      |      |       |      |       |    |      |    |      |     |      |
| MISSISSIPPI STATE    |       |      |      |       |      |       |    |      |    |      |     |      |
| at Vanderbilt        |       |      |      |       |      |       |    |      |    |      |     |      |
| TEXAS A&M            |       |      |      |       |      |       |    |      |    |      |     |      |
| at Missouri          |       |      |      |       |      |       |    |      |    |      |     |      |
| at Ole Miss          |       |      |      |       |      |       |    |      |    |      |     |      |
| GEORGIA              |       |      |      |       |      |       |    |      |    |      |     |      |
| KENTUCKY             |       |      |      |       |      |       |    |      |    |      |     |      |
| at Arkansas          |       |      |      |       |      |       |    |      |    |      |     |      |
| at Tennessee         |       |      |      |       |      |       |    |      |    |      |     |      |
| ALABAMA              |       |      |      |       |      |       |    |      |    |      |     |      |
| MISSOURI             |       |      |      |       |      |       |    |      |    |      |     |      |
| SOUTH CAROLINA       |       |      |      |       |      |       |    |      |    |      |     |      |
| at LSU               |       |      |      |       |      |       |    |      |    |      |     |      |

**CAREER HIGHS**

|                     |    |                               |          |
|---------------------|----|-------------------------------|----------|
| Points              | 29 | 3x; last vs. Louisiana Tech   | 11/19/17 |
| Rebounds            | 8  | vs. North Carolina A&T        | 11/16/17 |
| Assists             | 13 | vs. Ole Miss                  | 1/8/17   |
| Blocks              | 2  | vs. Grambling                 | 11/6/18  |
| Steals              | 6  | 2x; last vs. Xavier (La.)     | 12/28/17 |
| Field Goals         | 11 | 4x; last at Mississippi State | 2/22/18  |
| Field Goal Attempts | 25 | vs. Alabama                   | 2/20/17  |
| 3-Point Field Goals | 5  | at Towson                     | 12/20/15 |
| 3-Point FG Attempts | 9  | at Towson                     | 12/20/15 |
| Free Throws         | 12 | vs. Arkansas                  | 1/14/18  |
| Free Throw Attempts | 14 | 2x; last vs. Arkansas         | 1/14/18  |

**McKAY'S CAREER STATISTICS**

| Season       | gp-gs         | min/avg          | Total           |             | 3-Point       |             | F-Throws       |             | Rebounds  |            |            |            | Scoring    |          |            |            |          |            |             |             |
|--------------|---------------|------------------|-----------------|-------------|---------------|-------------|----------------|-------------|-----------|------------|------------|------------|------------|----------|------------|------------|----------|------------|-------------|-------------|
|              |               |                  | fg-fga          | pct         | fg-fga        | pct         | ft-fta         | pct         | off       | def        | tot        | avg        | pf         | fo       | ast        | to         | blk      | stl        | pts         | avg         |
| 2015-16      | 33-19         | 894/27.1         | 104-285         | .365        | 28-100        | .280        | 69-101         | .683        | 17        | 48         | 65         | 2.0        | 72         | 1        | 76         | 119        | 4        | 43         | 305         | 9.2         |
| 2016-17      | 32-32         | 906/28.3         | 145-397         | .365        | 14-63         | .222        | 110-148        | .743        | 11        | 50         | 61         | 1.9        | 63         | 1        | 109        | 73         | 0        | 43         | 414         | 12.9        |
| 2017-18      | 29-28         | 936/32.3         | 168-419         | .401        | 14-57         | .246        | 130-157        | .828        | 14        | 87         | 101        | 3.5        | 62         | 2        | 129        | 96         | 1        | 68         | 480         | 16.6        |
| 2018-19      | 8-8           | 253/31.6         | 39-84           | .464        | 7-19          | .368        | 27-33          | .818        | 3         | 16         | 19         | 2.4        | 21         | 0        | 44         | 23         | 2        | 20         | 112         | 14.0        |
| <b>TOTAL</b> | <b>102-87</b> | <b>2989/29.3</b> | <b>456-1185</b> | <b>.385</b> | <b>63-239</b> | <b>.264</b> | <b>336-439</b> | <b>.765</b> | <b>45</b> | <b>201</b> | <b>246</b> | <b>2.4</b> | <b>218</b> | <b>4</b> | <b>358</b> | <b>311</b> | <b>7</b> | <b>174</b> | <b>1311</b> | <b>12.9</b> |



# Natalie KELLY

# #35

Freshman • Forward • 6-3

Albany, La.

Albany HS

- Played 3 minutes in collegiate debut vs. Grambling; had 1 points, 1 rebound (11/6)
- Ranked as No. 38 post player in nation, according to ESPN HoopGurlz
- Averaged 17.1 points, 12.1 rebounds, 3.3 steals as high school senior
- Set school record for single-season rebounds with 379 as a junior

### SEASON/CAREER HIGHS

|                     |   |                  |          |
|---------------------|---|------------------|----------|
| Points              | 2 | vs. UL-Lafayette | 11/25/18 |
| Rebounds            | 1 | vs. Grambling    | 11/6/18  |
| Assists             |   |                  |          |
| Blocks              | 1 | vs. UL-Lafayette | 11/25/18 |
| Steals              | 1 | at XULA          | 11/28/18 |
| Field Goals         | 1 | vs. UL-Lafayette | 11/25/18 |
| Field Goal Attempts | 2 | vs. UL-Lafayette | 11/25/18 |
| 3-Point Field Goals |   |                  |          |
| 3-Point FG Attempts |   |                  |          |
| Free Throws         | 1 | 2x; last at XULA | 11/28/18 |
| Free Throw Attempts | 2 | 3x; last at XULA | 11/28/18 |

| Opponent             | Start | Min. | FG-A | 3PT-A | FT-A | O-D-T   | PF | Ast. | TO | Blk. | St. | Pts. |
|----------------------|-------|------|------|-------|------|---------|----|------|----|------|-----|------|
| GRAMBLING STATE      |       | 3    | 0-0  | 0-0   | 1-2  | 1-0-1   | 0  | 0    | 3  | 0    | 0   | 1    |
| NICHOLLS STATE       |       |      |      |       |      | --DNP-- |    |      |    |      |     |      |
| at New Mexico        |       |      |      |       |      | --DNP-- |    |      |    |      |     |      |
| at Iowa State        |       |      |      |       |      | --DNP-- |    |      |    |      |     |      |
| LOUISIANA-LAFAYETTE  | 4     |      | 1-2  | 0-0   | 0-2  | 0-0-0   | 0  | 0    | 0  | 1    | 0   | 2    |
| at Xavier (La.)      | 7     |      | 0-1  | 0-0   | 1-2  | 0-0-0   | 1  | 0    | 1  | 0    | 1   | 1    |
| OKLAHOMA             | 1     |      | 0-0  | 0-0   | 0-0  | 0-0-0   | 0  | 0    | 0  | 0    | 0   | 0    |
| at St. Joseph's      | 1     |      | 0-0  | 0-0   | 0-0  | 0-0-0   | 0  | 0    | 0  | 0    | 0   | 0    |
| SAMFORD              |       |      |      |       |      |         |    |      |    |      |     |      |
| vs. Coastal Carolina |       |      |      |       |      |         |    |      |    |      |     |      |
| vs. North Carolina   |       |      |      |       |      |         |    |      |    |      |     |      |
| at Elon              |       |      |      |       |      |         |    |      |    |      |     |      |
| ALABAMA STATE        |       |      |      |       |      |         |    |      |    |      |     |      |
| TENNESSEE            |       |      |      |       |      |         |    |      |    |      |     |      |
| at Florida           |       |      |      |       |      |         |    |      |    |      |     |      |
| at Alabama           |       |      |      |       |      |         |    |      |    |      |     |      |
| MISSISSIPPI STATE    |       |      |      |       |      |         |    |      |    |      |     |      |
| at Vanderbilt        |       |      |      |       |      |         |    |      |    |      |     |      |
| TEXAS A&M            |       |      |      |       |      |         |    |      |    |      |     |      |
| at Missouri          |       |      |      |       |      |         |    |      |    |      |     |      |
| at Ole Miss          |       |      |      |       |      |         |    |      |    |      |     |      |
| GEORGIA              |       |      |      |       |      |         |    |      |    |      |     |      |
| KENTUCKY             |       |      |      |       |      |         |    |      |    |      |     |      |
| at Arkansas          |       |      |      |       |      |         |    |      |    |      |     |      |
| at Tennessee         |       |      |      |       |      |         |    |      |    |      |     |      |
| ALABAMA              |       |      |      |       |      |         |    |      |    |      |     |      |
| MISSOURI             |       |      |      |       |      |         |    |      |    |      |     |      |
| SOUTH CAROLINA       |       |      |      |       |      |         |    |      |    |      |     |      |
| at LSU               |       |      |      |       |      |         |    |      |    |      |     |      |

### KELLY'S CAREER STATISTICS

| Season  | gp-gs | min/avg | Total  |      | 3-Point |      | F-Throws |      | Rebounds |     |     |     | Scoring |    |     |    |     |     |     |     |
|---------|-------|---------|--------|------|---------|------|----------|------|----------|-----|-----|-----|---------|----|-----|----|-----|-----|-----|-----|
|         |       |         | fg-fga | pct  | fg-fga  | pct  | ft-fta   | pct  | off      | def | tot | avg | pf      | fo | ast | to | blk | stl | pts | avg |
| 2018-19 | 5-0   | 16/3.2  | 1-3    | .333 | 0-0     | .000 | 2-6      | .333 | 2        | 0   | 2   | 0.4 | 1       | 0  | 0   | 4  | 1   | 1   | 4   | 0.8 |
| TOTAL   | 5-0   | 16/3.2  | 1-3    | .333 | 0-0     | .000 | 2-6      | .333 | 2        | 0   | 2   | 0.4 | 1       | 0  | 0   | 4  | 1   | 1   | 4   | 0.8 |

**Game 1: Nov. 6, 2018**  
**Auburn 97, Grambling 48**  
**Auburn Arena**  
**Auburn, Ala.**

**Official Basketball Box Score -- Game Totals -- Final Statistics**  
**11/06/18 5:30 pm at Auburn Arena -- Auburn, Ala.**

**Grambling State 48 • 0-1**

| #      | Player             | Total | 3-PT |       | Rebounds |     | PF | TP | A  | TO | Bk | Stl | Min |     |
|--------|--------------------|-------|------|-------|----------|-----|----|----|----|----|----|-----|-----|-----|
|        |                    |       | FG   | FTA   | FT       | FTA |    |    |    |    |    |     |     | Off |
| 1-5    | CONNALLY-BANKS, M  | 1-5   | 0-0  | 0-0   | 1        | 1   | 2  | 3  | 2  | 1  | 0  | 0   | 2   | 17  |
| 2-0    | HILL, Shykya       | 5-16  | 0-3  | 8-12  | 2        | 4   | 6  | 3  | 18 | 5  | 0  | 0   | 3   | 34  |
| 11     | WILLIAMS, Ariel    | 9     | 2-6  | 1-2   | 0-0      | 0   | 2  | 2  | 3  | 5  | 0  | 4   | 0   | 20  |
| 12     | COLEMAN, Justice   | 9     | 2-11 | 0-1   | 0-0      | 1   | 2  | 3  | 4  | 0  | 3  | 0   | 1   | 29  |
| 23     | YANCEY, Mylasiah   | 9     | 1-5  | 0-1   | 2-2      | 2   | 0  | 2  | 2  | 4  | 1  | 2   | 0   | 22  |
| 01     | FORTE, Jasmine     | 1-2   | 0-0  | 1-1   | 2        | 2   | 1  | 0  | 2  | 1  | 1  | 0   | 0   | 17  |
| 03     | PARSONS, Tamera    | 1-1   | 0-0  | 1-2   | 0        | 1   | 1  | 0  | 1  | 0  | 0  | 0   | 0   | 8   |
| 05     | BODY, Markisha     | 1-4   | 1-3  | 2-2   | 2        | 0   | 2  | 0  | 5  | 0  | 0  | 0   | 0   | 10  |
| 15     | PARRAMORE, Candice | 0-2   | 0-1  | 0-0   | 1        | 2   | 3  | 0  | 0  | 1  | 2  | 0   | 1   | 7   |
| 20     | LONDON, Camryn     | 1-5   | 0-3  | 0-0   | 0        | 0   | 0  | 1  | 2  | 0  | 4  | 0   | 1   | 21  |
| 28     | HENDERSON, Hannah  | 1-1   | 1-1  | 2-2   | 0        | 1   | 1  | 3  | 5  | 0  | 1  | 0   | 1   | 15  |
| Team   |                    | 15-58 | 3-15 | 19-20 | 13       | 13  | 26 | 20 | 48 | 9  | 20 | 0   | 10  | 200 |
| Totals |                    | 15-58 | 3-15 | 19-20 | 13       | 13  | 26 | 20 | 48 | 9  | 20 | 0   | 10  | 200 |

**Auburn 97 • 1-0**

| #      | Player           | Total | 3-PT |       | Rebounds |     | PF | TP | A  | TO | Bk | Stl | Min |     |
|--------|------------------|-------|------|-------|----------|-----|----|----|----|----|----|-----|-----|-----|
|        |                  |       | FG   | FTA   | FT       | FTA |    |    |    |    |    |     |     | Off |
| 20     | Unique Thompson  | 5-8   | 0-0  | 4-6   | 3        | 10  | 13 | 4  | 14 | 1  | 2  | 1   | 27  |     |
| 00     | Daisa Alexander  | 6-14  | 1-6  | 0-0   | 2        | 6   | 8  | 1  | 13 | 3  | 3  | 0   | 35  |     |
| 05     | Emari Jones      | 5-13  | 3-9  | 0-0   | 3        | 5   | 8  | 1  | 13 | 3  | 3  | 0   | 28  |     |
| 23     | Crystal Primm    | 6-8   | 0-1  | 3-4   | 0        | 4   | 0  | 15 | 5  | 0  | 4  | 0   | 22  |     |
| 33     | Janiah McKay     | 6-8   | 2-2  | 2-2   | 0        | 2   | 2  | 3  | 16 | 10 | 1  | 3   | 28  |     |
| 01     | Robyn Benton     | 6-12  | 3-8  | 1-2   | 0        | 1   | 1  | 0  | 16 | 3  | 1  | 1   | 24  |     |
| 04     | Abigayle Jackson | 2-2   | 0-0  | 0     | 3        | 2   | 5  | 2  | 4  | 1  | 2  | 1   | 10  |     |
| 10     | Kiyae' White     | 1-4   | 0-0  | 1-2   | 2        | 2   | 4  | 1  | 3  | 2  | 1  | 0   | 12  |     |
| 24     | Erin Howard      | 1-2   | 0-2  | 0-0   | 2        | 1   | 3  | 1  | 2  | 1  | 0  | 0   | 11  |     |
| 25     | Natalie Kelly    | 0-0   | 0-0  | 1-2   | 0        | 1   | 1  | 0  | 1  | 0  | 0  | 0   | 3   |     |
| Team   |                  | 38-71 | 9-28 | 12-17 | 20       | 33  | 53 | 18 | 97 | 24 | 18 | 6   | 111 | 200 |
| Totals |                  | 38-71 | 9-28 | 12-17 | 20       | 33  | 53 | 18 | 97 | 24 | 18 | 6   | 111 | 200 |

1st FG %: 31.5 45.2% 2nd: 2.0 18.0% 3rd: 4.1 33.3% 4th: 3.1 23.1% Game: 15:08 53.9% Deadball  
3FG %: 3.4 56.0% 1-2 50.0% FT %: 1.2 55.0%

Officials: Mark Zentz, Billy Smith, Carmen Portorreal  
Technical fouls: Grambling State=None; Auburn=None  
Attendance: 1657

| Score by periods | Points |     |     |     | In | Off | 2nd | Fast | Bench |    |
|------------------|--------|-----|-----|-----|----|-----|-----|------|-------|----|
|                  | 1st    | 2nd | 3rd | 4th |    |     |     |      |       |    |
| Grambling State  | 15     | 5   | 16  | 12  | 48 | 22  | 19  | 9    | 12    | 15 |
| Auburn           | 26     | 18  | 24  | 29  | 97 | 44  | 28  | 15   | 26    |    |

Last FG - GRAMWBS 4th-00:35, AU 4th-00:09  
Largest lead - GRAMWBS by 4:18-05:38, AU by 49:4th-00:09  
GRAMWBS led for 02:56, AU led for 36:47, Game was tied for 00:17.

**AUBURN --**Janiah McKay and Unique Thompson both recorded double-doubles as the Auburn women's basketball team posted its highest scoring output of the Terri Williams-Flournoy era with a 97-48 victory over Grambling State Tuesday at Auburn Arena.  
Led by 16 points from McKay and freshman Robyn Benton, Auburn (1-0) had six players in double figures, the first time for the Tigers to hit that mark since the 2008-09 season.  
Along with the 16 points from McKay and Benton, the Tigers got 15 points from redshirt junior Crystal Primm in her Auburn debut, 14 points from Thompson, and 13 each from Daisa Alexander and Emari Jones.  
Thompson posted her eighth career double-double with a team-high 13 rebounds to go with her 14 points. And McKay recorded the second double-double of her career, notching 10 assists to go with her 16 points. It was the first time for Auburn to have two players with a double-double in the same game since the 2015-16 season when Tra'Ce'e Tanner and Brandy Montgomery pulled off the feat.  
Auburn shot 53.5 percent from the field, scored 97 points and had 53 rebounds - all higher totals than in any game last season. The Tigers' 97 points were the most of the Coach Flo era and the highest output since scoring 119 against Sam Houston State in 2008 - also the last time the Tigers had at least six players in double-figures.  
Every player that dressed for Auburn scored. Sophomore Abigayle Jackson had four points along with five rebounds, and freshmen Kiyae' White (3 points, 4 rebounds), Erin Howard (2 points, 3 rebounds) and Natalie Kelly (1 point, 1 rebound) found the stat sheet in their Auburn debuts.  
After Grambling scored the first four points of the game and took a 6-3 lead, Auburn went on a 16-1 run over the next four-plus minutes to take a 19-9 lead. Grambling would get no closer than 9 points the rest of the way. Auburn ended the first half on a 12-0 run to take a 44-20 lead to the break.

**AUBURN --**Auburn jumped out to a big early lead and had another strong offensive performance Friday night in an 80-59 win over Nicholls State in the first round of the Preseason Women's NIT.  
It was Auburn's second-straight game scoring at least 80 points; the Tigers scored 80 or more just twice all of last season. Despite a cold fourth quarter, Auburn shot 45.1% from the field and made 12-of-13 free throws.  
Daisa Alexander led Auburn with 20 points while also racking up five rebounds and two steals. Emari Jones added 15 points and pulled down 8 rebounds for the second straight game along with three assists and two steals. Janiah McKay finished with 14 points and seven assists. And Unique Thompson scored six points and pulled down a game-high 13 rebounds to go along with four steals and two blocks while playing just 24 minutes.  
Auburn jumped out to a 9-0 lead in the first two minutes and had another 9-0 run in the first quarter to take a 23-10 lead after 10 minutes. Nicholls took advantage of an Auburn cold stretch in the second to cut the lead to as few as seven points, but the Tigers took a 37-26 lead to the break.  
The Tigers pulled away in the third quarter and increased their lead to as many as 29 in the fourth before a cold stretch late saw the final margin trimmed to 21.  
The Tigers took full advantage of being several inches taller at most every position, out-rebounding the Colonels 42-28 and racking up five blocked shots. Auburn also had 18 steals in forcing 24 Nicholls turnovers, turning those into 29 points.  
Nicholls' Cassidy Barrios, the defending Southland Conference Player of the Year, shared the game lead in scoring with 20 points and pulled down 11 rebounds for her first double-double of the year.

**Official Basketball Box Score -- Game Totals -- Final Statistics**  
**11/09/18 6:00 pm at Auburn Arena -- Auburn, Ala.**

**Nicholls 59 • 0-2**

| #      | Player              | Total | 3-PT |       | Rebounds |     | PF | TP | A  | TO | Bk | Stl | Min |     |
|--------|---------------------|-------|------|-------|----------|-----|----|----|----|----|----|-----|-----|-----|
|        |                     |       | FG   | FTA   | FT       | FTA |    |    |    |    |    |     |     | Off |
| 20     | Washington, Bryanna | 0-2   | 0-0  | 0-0   | 1        | 4   | 5  | 2  | 2  | 0  | 1  | 0   | 0   | 28  |
| 05     | Hamilton, Airi      | 2-5   | 1-2  | 2-2   | 0        | 4   | 4  | 2  | 7  | 5  | 2  | 0   | 1   | 33  |
| 13     | Heinenman, Kinzle   | 3-6   | 3-5  | 0-0   | 0        | 1   | 1  | 9  | 2  | 3  | 0  | 0   | 29  |     |
| 00     | Barrios, Cassidy    | 6-11  | 2-6  | 6-6   | 3        | 8   | 11 | 2  | 20 | 4  | 5  | 0   | 40  |     |
| 32     | Collins, Destiny    | 5-16  | 2-7  | 1-1   | 0        | 1   | 1  | 13 | 2  | 6  | 0  | 3   | 27  |     |
| 01     | Wilson, Bree        | 0-2   | 0-2  | 0-0   | 0        | 1   | 1  | 0  | 1  | 0  | 0  | 0   | 7   |     |
| 11     | Mann, Adrian        | 1-5   | 1-4  | 1-2   | 0        | 0   | 0  | 1  | 4  | 2  | 4  | 0   | 16  |     |
| 15     | Bowie, Lauryn       | 3-4   | 0-0  | 0-0   | 0        | 0   | 0  | 0  | 4  | 6  | 0  | 0   | 10  |     |
| 22     | Johnson, Loan-Anh   | 0-1   | 0-0  | 0-0   | 1        | 0   | 1  | 0  | 0  | 0  | 0  | 0   | 5   |     |
| 25     | Ezechukwu, Chrystal | 0-1   | 0-0  | 0-0   | 0        | 1   | 1  | 1  | 0  | 0  | 0  | 0   | 1   | 5   |
| Team   |                     | 1-2   | 2-3  | 0-0   | 1        | 2   | 3  |    |    |    |    |     |     |     |
| Totals |                     | 20-53 | 9-24 | 10-11 | 6        | 22  | 28 | 14 | 59 | 16 | 24 | 0   | 7   | 200 |

| Score by periods | Points |     |     |     | In | Off | 2nd | Fast | Bench |    |
|------------------|--------|-----|-----|-----|----|-----|-----|------|-------|----|
|                  | 1st    | 2nd | 3rd | 4th |    |     |     |      |       |    |
| Nicholls         | 10     | 16  | 17  | 16  | 59 | 22  | 11  | 7    | 6     | 10 |
| Auburn           | 23     | 14  | 27  | 16  | 80 | 35  | 29  | 11   | 12    | 17 |

Last FG - NICH 4th-00:29, AU 4th-00:48  
Largest lead - NICH None, AU by 29:4th-06:21  
NICH led for 00:50, AU led for 29:48, Game was tied for 00:14.

Officials: Neanta Williams, David Jenkins, Simone Reed  
Technical fouls: Nicholls=None; Auburn=None  
Attendance: 2316  
Preseason WNIT - First Round

Score by periods: 1st 2nd 3rd 4th Total  
Points: In Off 2nd Fast Bench

Nicholls: 10 16 17 16 59  
Auburn: 23 14 27 16 80

Last FG - NICH 4th-00:29, AU 4th-00:48  
Largest lead - NICH None, AU by 29:4th-06:21  
NICH led for 00:50, AU led for 29:48, Game was tied for 00:14.

Score tied - 0 times.  
Lead changed - 1 time.

Officials: Jody Cantrell, Ty Seales, DeMoya Williams  
Technical fouls: Auburn=None; New Mexico=None  
Attendance: 4419  
Preseason WNIT - Quarterfinal

| Score by periods | Points |     |     |     | In | Off | 2nd | Fast | Bench |    |
|------------------|--------|-----|-----|-----|----|-----|-----|------|-------|----|
|                  | 1st    | 2nd | 3rd | 4th |    |     |     |      |       |    |
| New Mexico       | 20     | 15  | 21  | 22  | 78 | 40  | 16  | 18   | 11    | 12 |
| Auburn           | 16     | 17  | 23  | 20  | 76 | 24  | 14  | 11   | 26    | 20 |

Last FG - AU 4th-00:16, UNM 4th-00:41  
Largest lead - AU by 8:2nd-08:50, UNM by 4:2nd-01:14  
AU led for 22:58, UNM led for 08:06, Game was tied for 09:44.

Score tied - 0 times.  
Lead changed - 15 times.

Officials: Jody Cantrell, Ty Seales, DeMoya Williams  
Technical fouls: Auburn=None; New Mexico=None  
Attendance: 4419  
Preseason WNIT - Quarterfinal

Score by periods: 1st 2nd 3rd 4th Total  
Points: In Off 2nd Fast Bench

New Mexico: 20 15 21 22 78  
Auburn: 16 17 23 20 76

Last FG - AU 4th-00:16, UNM 4th-00:41  
Largest lead - AU by 8:2nd-08:50, UNM by 4:2nd-01:14  
AU led for 22:58, UNM led for 08:06, Game was tied for 09:44.

Score tied - 0 times.  
Lead changed - 15 times.

Officials: Jody Cantrell, Ty Seales, DeMoya Williams  
Technical fouls: Auburn=None; New Mexico=None  
Attendance: 4419  
Preseason WNIT - Quarterfinal

Score by periods: 1st 2nd 3rd 4th Total  
Points: In Off 2nd Fast Bench

New Mexico: 20 15 21 22 78  
Auburn: 16 17 23 20 76

Last FG - AU 4th-00:16, UNM 4th-00:41  
Largest lead - AU by 8:2nd-08:50, UNM by 4:2nd-01:14  
AU led for 22:58, UNM led for 08:06, Game was tied for 09:44.

Score tied - 0 times.  
Lead changed - 15 times.

Officials: Jody Cantrell, Ty Seales, DeMoya Williams  
Technical fouls: Auburn=None; New Mexico=None  
Attendance: 4419  
Preseason WNIT - Quarterfinal

Score by periods: 1st 2nd 3rd 4th Total  
Points: In Off 2nd Fast Bench

New Mexico: 20 15 21 22 78  
Auburn: 16 17 23 20 76

Last FG - AU 4th-00:16, UNM 4th-00:41  
Largest lead - AU by 8:2nd-08:50, UNM by 4:2nd-01:14  
AU led for 22:58, UNM led for 08:06, Game was tied for 09:44.

Score tied - 0 times.  
Lead changed - 15 times.

Officials: Jody Cantrell, Ty Seales, DeMoya Williams  
Technical fouls: Auburn=None; New Mexico=None  
Attendance: 4419  
Preseason WNIT - Quarterfinal

Score by periods: 1st 2nd 3rd 4th Total  
Points: In Off 2nd Fast Bench

New Mexico: 20 15 21 22 78  
Auburn: 16 17 23 20 76

Last FG - AU 4th-00:16, UNM 4th-00:41  
Largest lead - AU by 8:2nd-08:50, UNM by 4:2nd-01:14  
AU led for 22:58, UNM led for 08:06, Game was tied for 09:44.

Score tied - 0 times.  
Lead changed - 15 times.

Officials: Jody Cantrell, Ty Seales, DeMoya Williams  
Technical fouls: Auburn=None; New Mexico=None  
Attendance: 4419  
Preseason WNIT - Quarterfinal

Score by periods: 1st 2nd 3rd 4th Total  
Points: In Off 2nd Fast Bench

New Mexico: 20 15 21 22 78  
Auburn: 16 17 23 20 76

Last FG - AU 4th-00:16, UNM 4th-00:41  
Largest lead - AU by 8:2nd-08:50, UNM by 4:2nd-01:14  
AU led for 22:58, UNM led for 08:06, Game was tied for 09:44.

Score tied - 0 times.  
Lead changed - 15 times.

Officials: Jody Cantrell, Ty Seales, DeMoya Williams  
Technical fouls: Auburn=None; New Mexico=None  
Attendance: 4419  
Preseason WNIT - Quarterfinal

Score by periods: 1st 2nd 3rd 4th Total  
Points: In Off 2nd Fast Bench

New Mexico: 20 15 21 22 78  
Auburn: 16 17 23 20 76

Last FG - AU 4th-00:16, UNM 4th-00:41  
Largest lead - AU by 8:2nd-08:50, UNM by 4:2nd-01:14  
AU led for 22:58, UNM led for 08:06, Game was tied for 09:44.

Score tied - 0 times.  
Lead changed - 15 times.

Officials: Jody Cantrell, Ty Seales, DeMoya Williams  
Technical fouls: Auburn=None; New Mexico=None  
Attendance: 4419  
Preseason WNIT - Quarterfinal

Score by periods: 1st 2nd 3rd 4th Total  
Points: In Off 2nd Fast Bench

New Mexico: 20 15 21 22 78  
Auburn: 16 17 23 20 76

Last FG - AU 4th-00:16, UNM 4th-00:41  
Largest lead - AU by 8:2nd-08:50, UNM by 4:2nd-01:14  
AU led for 22:58, UNM led for 08:06, Game was tied for 09:44.

Score tied - 0 times.  
Lead changed - 15 times.

Officials: Jody Cantrell, Ty Seales, DeMoya Williams  
Technical fouls: Auburn=None; New Mexico=None  
Attendance: 4419  
Preseason WNIT - Quarterfinal

Score by periods: 1st 2nd 3rd 4th Total  
Points: In Off 2nd Fast Bench

New Mexico: 20 15 21 22 78  
Auburn: 16 17 23 20 76

Last FG - AU 4th-00:16, UNM 4th-00:41  
Largest lead - AU by 8:2nd-08:50, UNM by 4:2nd-01:14  
AU led for 22:58, UNM led for 08:06, Game was tied for 09:44.

Score tied - 0 times.  
Lead changed - 15 times.

Officials: Jody Cantrell, Ty Seales, DeMoya Williams  
Technical fouls: Auburn=None; New Mexico=None  
Attendance: 4419  
Preseason WNIT - Quarterfinal

Score by periods: 1st 2nd 3rd 4th Total  
Points: In Off 2nd Fast Bench

New Mexico: 20 15 21 22 78  
Auburn: 16 17 23 20 76

Last FG - AU 4th-00:16, UNM 4th-00:41  
Largest lead - AU by 8:2nd-08:50, UNM by 4:2nd-01:14  
AU led for 22:58, UNM led for 08:06, Game was tied for 09:44.

Score tied - 0 times.  
Lead changed - 1

Game 4: Nov. 13, 2018
Iowa State 67, Auburn 64
Hilton Coliseum
Ames, Iowa
Preseason WNIT - Semifinal

Official Basketball Box Score -- Game Totals -- Final Statistics
Auburn vs Iowa State
11/13/18 6:35 p.m. at Hilton Coliseum - Ames, Iowa

Table with columns: Player, Total (FG, FGA, FT, FTA), 3-Ptr (FG, FGA, FT, FTA), Rebounds (Off, Def, Tot), PF, TP, A, TO, Blk, Stl, Min. Includes totals and team statistics.

Iowa State 67 • 3 • 0

Table with columns: Player, Total (FG, FGA, FT, FTA), 3-Ptr (FG, FGA, FT, FTA), Rebounds (Off, Def, Tot), PF, TP, A, TO, Blk, Stl, Min. Includes totals and team statistics.

Officials: Brian Hall, Bryan Entlerme, Amy Bomzer
Technical fouls: Auburn-None, Iowa State-None.
Attendance: 9274
Preseason WNIT - Semifinal
Fouled Out: none

Score by periods table with columns: 1st, 2nd, 3rd, 4th, Total. Includes points, in, off, 2nd, fast, bench, and fouls.

Game 5: Nov. 25, 2018
Auburn 71, Louisiana-Lafayette 59
Auburn Arena
Auburn, Ala.

Official Basketball Box Score -- Game Totals -- Final Statistics
Louisiana vs Auburn
11/25/18 2:00 p.m. at Auburn Arena -- Auburn, Ala.

Table with columns: Player, Total (FG, FGA, FT, FTA), 3-Ptr (FG, FGA, FT, FTA), Rebounds (Off, Def, Tot), PF, TP, A, TO, Blk, Stl, Min. Includes totals and team statistics.

Auburn 71 • 4 • 1

Table with columns: Player, Total (FG, FGA, FT, FTA), 3-Ptr (FG, FGA, FT, FTA), Rebounds (Off, Def, Tot), PF, TP, A, TO, Blk, Stl, Min. Includes totals and team statistics.

Officials: Beverly Roberts, Cameron Inouye, Bill Larence
Technical fouls: Louisiana-None, Auburn-None.
Attendance: 1488

Score by periods table with columns: 1st, 2nd, 3rd, 4th, Total. Includes points, in, off, 2nd, fast, bench, and fouls.

Game 6: Nov. 28, 2018
Auburn 77, Xavier (La.) 58
Convocation Center
New Orleans, La.

Official Basketball Box Score -- Game Totals -- Final Statistics
Auburn vs Xavier (N.O.)
11/28/18 6:00 pm at New Orleans, La.

Table with columns: Player, Total (FG, FGA, FT, FTA), 3-Ptr (FG, FGA, FT, FTA), Rebounds (Off, Def, Tot), PF, TP, A, TO, Blk, Stl, Min. Includes totals and team statistics.

Auburn 77 • 5 • 1

Table with columns: Player, Total (FG, FGA, FT, FTA), 3-Ptr (FG, FGA, FT, FTA), Rebounds (Off, Def, Tot), PF, TP, A, TO, Blk, Stl, Min. Includes totals and team statistics.

Officials: Isaac Johnson, Jamie Green, Bret McCormick
Technical fouls: Auburn-None, Xavier (N.O.)-None.
Attendance: 201
Game counts for Xavier

Score by periods table with columns: 1st, 2nd, 3rd, 4th, Total. Includes points, in, off, 2nd, fast, bench, and fouls.

AMES, Iowa -- A furious comeback by the Auburn women's basketball team fell just short Tuesday night as the Tigers dropped a 67-64 battle at Iowa State in the Preseason WNIT semifinal. Trailing by 10 with less than two minutes to play, senior Jannah McKay made three straight 3-pointers in less than a minute - the last coming with 41 seconds left - to tie the game at 64-all. But the Tigers were unable to get a shot away in their final two possessions, and a Cyclone layup with 9 seconds to play was the difference. Sophomore Unique Thompson had her second straight double-double and third of the season with 19 points and 14 rebounds. Emari Jones matched a season-high with 15 points, and McKay's late flurry gave her a 14-point night. Auburn was playing its third game in five days in three different states and will have traveled over 3,700 miles since Saturday by the time the team returns home Wednesday. Thompson dominated both ends of the floor in the first half, racking up 16 points and 10 rebounds by halftime. Meanwhile, Iowa State started cold, shooting 18 percent in the first quarter and 28 percent in the first half as the Tigers were able to build an early lead. Auburn led by as many as 15 late in the second quarter before the Cyclones cut the lead to nine at the break, 38-29. A 3-pointer from Jones to start the second half pushed the Tigers' lead to 12. But from there, the Cyclones caught fire. A 10-0 ISU run cut the lead to two with 6:34 left in the quarter, and a buzzer-beating 3-pointer tied the game at 45-45. The Cyclones took their first lead nine seconds into the fourth quarter and never trailed again, going on an 8-0 run to push the advantage to 10 points at 64-54 with 2:21 to play. But after a Jones free throw cut the deficit to nine, McKay, who had been quiet most of the night, hit three 3-pointers in a span of 47 seconds to tie the game. Auburn shot 41.1% for the game, but just 31% in the second half. Meanwhile, Iowa State shot 47% in the second half, including 40% on 3-pointers. The Cyclones won the rebounding battle 42-36, including 16 offensive rebounds which turned into 14 second-chance points.

AUBURN -- Returning to the court for the first time in 12 days, the Auburn women's basketball team picked up a 71-59 victory over Louisiana-Lafayette at Auburn Arena on Sunday afternoon. The win was the 10th straight home non-conference victory for Auburn (4-1), dating back to the 2016-17 season. Sophomore Unique Thompson recorded her third straight double-double and fourth of the season grabbing 13 rebounds while dropping 16 points; she also led the team with four steals. Freshman Robyn Benton added 15 points going 2-for-3 from beyond the 3-point line. Senior Jannah McKay finished with 13 points and six assists. Emari Jones had eight points and a career-high 10 rebounds, and Daisa Alexander finished with a career-high eight assists. Auburn jumped out to a quick 15-5 lead behind five points apiece from Thompson and Benton in the opening five minutes. Louisiana (2-3) answered back to cut the Tigers' lead to four at 17-13 after the first quarter. Auburn again pushed ahead by as many as 12 following a Benton jumper with 59 seconds remaining in the half. Louisiana hit a late pair of free throws to cut the Auburn advantage to eight at the half, 34-26. After the two teams exchanged buckets for much of the 3rd period, the Tigers began to pull away in the fourth quarter opening on an 11-3 run to increase their lead to as much as 16 points at 61-45 with just over five minutes to play. But the Cajuns answered back with a 16-5 run of their own to cut the Auburn lead to as little as five points with 1:25 to play. Auburn would force five turnovers in the last 85 seconds and took advantage of free-throw opportunities to seal the win. The Tigers forced a season-best 26 turnovers, scoring 27 points on those takeaways. Auburn shot 44.3 percent from the floor and led the Cajuns to 33.3 percent. Louisiana was paced by Ty'Reona Doucet, who finished with 13 points along with 13 rebounds. Brandi Williams finished with 15 points for the Ragin' Cajuns.

NEW ORLEANS -- Senior Emari Jones scored 16 points to lead three Tigers in double-figures as Auburn women's basketball defeated Xavier (La.) 77-58 Wednesday night. It was the 250th career head coaching victory for Auburn's Terri Williams-Flournoy, now in her seventh season at Auburn and 15th as a collegiate head coach. Auburn (5-1) took advantage of 25 turnovers by the Gold Nuggets, turning those into 24 points. The Tigers also used a big early run in the third quarter to break open what had been a nine-point game at the half. Jones' 16 points led all scorers; she also added four rebounds and a pair of assists. Unique Thompson finished with 15 points and a game-high eight rebounds, and Daisa Alexander used a 10-point third quarter to finish with 13 along with six rebounds and five assists. Jannah McKay had a team-leading seven assists along with nine points and five rebounds. The Tigers shot 43.9 percent from the floor and hit a season-high 10 3-pointers - four from Jones - and had 22 assists on their 29 field goals. Auburn also recorded 14 steals; Thompson and Alexander had three apiece. Auburn opened the third quarter on a 7-0 run to push a nine-point halftime lead to 16 at 46-30. The Gold Nuggets would cut the lead to as few as nine late in the period, but a 3-pointer at the buzzer from Alexander gave Auburn a 59-44 lead headed to the fourth. Auburn saw balanced scoring through a well-played first half on both sides that saw the Tigers take a 39-30 lead to the break. Jones had 10 first-half points and 10 of 11 Auburn players scored as the Tigers shot 46.9 percent from the floor. But Xavier was hot from outside, hitting four 3-pointers to keep things within single-digits. All 11 players in uniform saw extended playing time, including 14 minutes from freshman Brooke Moore, who had three points in her Auburn debut. Jas Hill led Xavier with 13 points and Nahrie Pierce added 10. The Gold Nuggets played the game as an exhibition, but the records and statistics count for Auburn.





**2018-19 Auburn Women's Basketball**  
**Auburn Combined Team Statistics (as of Dec 06, 2018)**  
**All games**

| <b>RECORD:</b> | <b>OVERALL</b> | <b>HOME</b> | <b>AWAY</b> | <b>NEUTRAL</b> |
|----------------|----------------|-------------|-------------|----------------|
| ALL GAMES      | 7-1            | 4-0         | 3-1         | 0-0            |
| CONFERENCE     | 0-0            | 0-0         | 0-0         | 0-0            |
| NON-CONFERENCE | 7-1            | 4-0         | 3-1         | 0-0            |

| ##             | Player           | gp-gs | min  | avg  | Total   |      | 3-Point |      | F-Throw |       | Rebounds |     |     |      | pf  | dq | a   | to  | blk | stl | pts | avg  |
|----------------|------------------|-------|------|------|---------|------|---------|------|---------|-------|----------|-----|-----|------|-----|----|-----|-----|-----|-----|-----|------|
|                |                  |       |      |      | fg-fga  | fg%  | 3fg-fga | 3fg% | ft-fa   | ft%   | off      | def | tot | avg  |     |    |     |     |     |     |     |      |
| 20             | Unique Thompson  | 8-8   | 240  | 30.0 | 44-78   | .564 | 0-0     | .000 | 27-43   | .628  | 29       | 71  | 100 | 12.5 | 20  | 0  | 11  | 21  | 9   | 17  | 115 | 14.4 |
| 33             | Janiah McKay     | 8-8   | 253  | 31.6 | 39-84   | .464 | 7-19    | .368 | 27-33   | .818  | 3        | 16  | 19  | 2.4  | 21  | 0  | 44  | 23  | 2   | 20  | 112 | 14.0 |
| 00             | Daisa Alexander  | 8-8   | 226  | 28.3 | 39-89   | .438 | 13-34   | .382 | 11-15   | .733  | 9        | 24  | 33  | 4.1  | 16  | 0  | 25  | 19  | 0   | 16  | 102 | 12.8 |
| 05             | Emari Jones      | 8-8   | 256  | 32.0 | 34-83   | .410 | 18-49   | .367 | 6-8     | .750  | 16       | 28  | 44  | 5.5  | 16  | 0  | 17  | 20  | 2   | 10  | 92  | 11.5 |
| 23             | Crystal Primm    | 8-8   | 214  | 26.8 | 31-57   | .544 | 0-4     | .000 | 19-23   | .826  | 12       | 14  | 26  | 3.3  | 22  | 1  | 10  | 18  | 2   | 13  | 81  | 10.1 |
| 01             | Robyn Benton     | 8-0   | 143  | 17.9 | 24-49   | .490 | 12-27   | .444 | 4-8     | .500  | 5        | 6   | 11  | 1.4  | 10  | 0  | 8   | 6   | 2   | 10  | 64  | 8.0  |
| 02             | Brooke Moore     | 3-0   | 36   | 12.0 | 7-23    | .304 | 5-16    | .313 | 0-0     | .000  | 1        | 3   | 4   | 1.3  | 1   | 0  | 2   | 1   | 0   | 0   | 19  | 6.3  |
| 04             | Abigayle Jackson | 8-0   | 71   | 8.9  | 11-18   | .611 | 1-3     | .333 | 2-2     | 1.000 | 10       | 13  | 23  | 2.9  | 14  | 0  | 3   | 4   | 6   | 2   | 25  | 3.1  |
| 24             | Erin Howard      | 7-0   | 85   | 12.1 | 7-22    | .318 | 3-14    | .214 | 2-2     | 1.000 | 4        | 6   | 10  | 1.4  | 10  | 0  | 7   | 4   | 3   | 5   | 19  | 2.7  |
| 10             | Kiyae' White     | 8-0   | 60   | 7.5  | 5-15    | .333 | 0-0     | .000 | 1-2     | .500  | 8        | 5   | 13  | 1.6  | 7   | 0  | 6   | 4   | 0   | 1   | 11  | 1.4  |
| 35             | Natalie Kelly    | 5-0   | 16   | 3.2  | 1-3     | .333 | 0-0     | .000 | 2-6     | .333  | 2        | 0   | 2   | 0.4  | 1   | 0  | 0   | 4   | 1   | 1   | 4   | 0.8  |
| Team           |                  |       |      |      |         |      |         |      |         |       | 9        | 23  | 32  |      |     |    | 1   |     |     |     |     |      |
| Total.....     |                  | 8     | 1600 |      | 242-521 | .464 | 59-166  | .355 | 101-142 | .711  | 108      | 209 | 317 | 39.6 | 138 | 1  | 133 | 125 | 27  | 95  | 644 | 80.5 |
| Opponents..... |                  | 8     | 1600 |      | 177-467 | .379 | 69-202  | .342 | 93-137  | .679  | 98       | 176 | 274 | 34.2 | 131 | -  | 110 | 161 | 10  | 71  | 516 | 64.5 |

| <b>TEAM STATISTICS</b> | <b>AU</b> | <b>OPP</b> | <b>Date</b> | <b>Opponent</b>   | <b>Score</b> | <b>Att.</b> |
|------------------------|-----------|------------|-------------|-------------------|--------------|-------------|
| SCORING                | 644       | 516        | 11/06/18    | GRAMBLING STATE   | w 97-48      | 1657        |
| Points per game        | 80.5      | 64.5       | ^ 11/09/18  | NICHOLLS          | w 80-59      | 2316        |
| Scoring margin         | +16.0     | -          | ^ 11/11/18  | at New Mexico     | w 79-76      | 4419        |
| FIELD GOALS-ATT        | 242-521   | 177-467    | ^ 11/13/18  | at Iowa State     | L 64-67      | 9274        |
| Field goal pct         | .464      | .379       | 11/25/18    | LOUISIANA         | w 71-59      | 1488        |
| 3 POINT FG-ATT         | 59-166    | 69-202     | 11/28/18    | at Xavier (N.O.)  | w 77-58      | 201         |
| 3-point FG pct         | .355      | .342       | 12/02/18    | OKLAHOMA          | w 95-79      | 1877        |
| 3-pt FG made per game  | 7.4       | 8.6        | 12/06/18    | at Saint Joseph's | w 81-70      | 443         |
| FREE THROWS-ATT        | 101-142   | 93-137     |             |                   |              |             |
| Free throw pct         | .711      | .679       |             |                   |              |             |
| F-Throws made per game | 12.6      | 11.6       |             |                   |              |             |
| REBOUNDS               | 317       | 274        |             |                   |              |             |
| Rebounds per game      | 39.6      | 34.2       |             |                   |              |             |
| Rebounding margin      | +5.4      | -          |             |                   |              |             |
| ASSISTS                | 133       | 110        |             |                   |              |             |
| Assists per game       | 16.6      | 13.8       |             |                   |              |             |
| TURNOVERS              | 125       | 161        |             |                   |              |             |
| Turnovers per game     | 15.6      | 20.1       |             |                   |              |             |
| Turnover margin        | +4.5      | -          |             |                   |              |             |
| Assist/turnover ratio  | 1.1       | 0.7        |             |                   |              |             |
| STEALS                 | 95        | 71         |             |                   |              |             |
| Steals per game        | 11.9      | 8.9        |             |                   |              |             |
| BLOCKS                 | 27        | 10         |             |                   |              |             |
| Blocks per game        | 3.4       | 1.3        |             |                   |              |             |
| ATTENDANCE             | 7338      | 14337      |             |                   |              |             |
| Home games-Avg/Game    | 4-1834    | 4-3584     |             |                   |              |             |
| Neutral site-Avg/Game  | -         | 0-0        |             |                   |              |             |

\* = Conference game  
^ = Preseason WNIT

| <b>Score by Periods</b> | <b>1st</b> | <b>2nd</b> | <b>3rd</b> | <b>4th</b> | <b>Totals</b> |
|-------------------------|------------|------------|------------|------------|---------------|
| Auburn                  | 170        | 144        | 149        | 181        | 644           |
| Opponents               | 123        | 101        | 148        | 144        | 516           |



**Daisa Alexander**  
Junior • G • 5-8  
Decatur, Ga.  
*Southwest DeKalb HS*



**Robyn Benton**  
Freshman • G • 5-9  
Conyers, Ga.  
*Greater Atlanta Christian School*



**Brooke Moore**  
Freshman • G • 5-7  
McDonough, Ga.  
*Henry County HS*



**Erica Sanders**  
Senior • G • 5-10  
San Antonio, Texas  
*Johnson HS*




**Abigayle Jackson**  
Sophomore • F • 6-3  
Little Rock, Ark.  
*Little Rock Central HS*



**Emari Jones**  
Senior • G • 6-2  
Chicago, Ill.  
*Shawnee CC*



**Kiyae' White**  
RS Freshman • F • 6-2  
Macungie, Pa.  
*Emmaus HS*



**Unique Thompson**  
Sophomore • F • 6-3  
Theodore, Ala.  
*Faith Academy*



**Crystal Primm**  
RS Junior • G • 5-11  
West Palm Beach, Fla.  
*Duke*



**Erin Howard**  
Freshman • F/G • 6-1  
Madison, Wis.  
*Madison East HS*



**Janiah McKay**  
Senior • G • 5-6  
Gainesville, Fla.  
*Gainesville HS*




**Natalie Kelly**  
Freshman • F • 6-3  
Albany, La.  
*Albany HS*



**Terri Williams-FLOURNOY**  
Head Coach  
Penn State (1991)  
*Seventh Season*



**Ty Evans**  
Associate Head Coach  
Wisconsin-Whitewater (1995)  
*Seventh Season*



**Adrian Walters**  
Assistant Coach  
St. Francis (Pa.) (1987)  
*Seventh Season*



**Clarisse Garcia**  
Assistant Coach  
Villanova (2007)  
*Third Season*