



2018-19 AUBURN WOMEN'S BASKETBALL

AUBURN ATHLETICS COMMUNICATIONS: 392 SOUTH DONAHUE DRIVE || AUBURN, AL 36830 || AUBURNTIGERS.COM || @AUBURNWBB

2018-19 SCHEDULE/RESULTS 20-8, 8-7 SEC

DATE	OPPONENT	TIME/TV/RESULT
Nov. 6	GRAMBLING STATE	W 97-48
Nov. 9	1-NICHOLLS STATE	W 80-59
Nov. 11	1-at New Mexico	W 79-76
Nov. 13	1-at Iowa State	L 64-67
Nov. 25	LOUISIANA-LAFAYETTE	W 71-59
Nov. 28	at Xavier (La.)	W 77-58
Dec. 2	2-OKLAHOMA	W 95-79
Dec. 6	at St. Joseph's	W 81-70
Dec. 16	SAMFORD	W 73-46
Dec. 18	3-vs. Coastal Carolina	W 84-78
Dec. 20	3-vs. North Carolina	W (OT) 86-81
Dec. 22	at Elon	W 96-44
Dec. 29	ALABAMA STATE	W 83-50
Jan. 3	*#10 TENNESSEE	L 69-78
Jan. 6	*at Florida	W 64-56
Jan. 10	*at Alabama	W 66-56
Jan. 14	*#7 MISSISSIPPI STATE	L 59-85
Jan. 17	*at Vanderbilt	W 72-70
Jan. 24	*#24 TEXAS A&M	L 67-69
Jan. 27	*at #25 Missouri	L 65-74
Jan. 31	*at Ole Miss	W 64-51
Feb. 3	*GEORGIA	W (OT) 59-58
Feb. 7	*#19 KENTUCKY	L 68-78
Feb. 10	*at Arkansas	W 75-72
Feb. 14	*at Tennessee	L 62-73
Feb. 17	*ALABAMA	W 77-38
Feb. 24	*#25 MISSOURI	W 58-54
Feb. 28	*#14 SOUTH CAROLINA	L 66-73
Mar. 3	*at LSU	+ 2 pm
Mar. 6-10	SEC Tournament	Greenville
Mar. 22-25	NCAA First Round	TBD
M29-A1	NCAA Regionals	TBD
Apr. 5-7	Women's Final Four	Tampa

All times Central. Home Games in **BOLD CAPS**.
 1 - Preseason WNIT (Campus sites)
 2 - SEC/Big 12 Challenge
 3 - Carolinas Challenge (Myrtle Beach, S.C.)
 + = SEC Network+ / ESPN3.com

AUBURN ATHLETICS COMMUNICATIONS

KIRK SAMPSON Associate AD
 kirk@auburn.edu
 WES TODD Assistant Director/WBB Contact
 wlt0006@auburn.edu
 C: 334-750-5682

Web.....AuburnTigers.com
 Twitter.....@AuburnWBB
 Facebook...../AuburnWBB
 Instagram.....@AuburnWBB
 Office Phone.....(334) 844-9800



GAME 29

at **LSU** (16-11, 7-8 SEC)

Sunday, March 3, 2019 • 2 p.m. CT
Regular-Season Finale



Site Baton Rouge, La.
 Venue Pete Maravich Assembly Center (13,215)
 TV SEC Network + (Lyn Rollins, Garrett Walvoord)
 Radio WTGZ 93.9 FM (Andy Burcham, Larry DiChiara, J.J. Jackson)
 Audio Webcast AuburnTigers.com
 Live Stats.....LSUsports.net
 Twitter.....@AuburnWBB
 Series Record..... Auburn leads 32-22
 at Baton Rouge Series tied 12-12
 Last Meeting Auburn 70, LSU 62 (Feb. 8, 2018, at Auburn)

GAMEDAY BREAKDOWN


AUBURN TIGERS

Rankings.....AP: NR | Coaches: NR
 2018-19 Record 20-8
 SEC 8-7
 Home 9-5
 Away 9-3
 Neutral 2-0
 Streak.....L1
 Head Coach..... Terri Williams-Flournoy
 Record at AU (Yrs.).....122-99 (7th)
 Overall Record (Yrs.).....265-203 (15th)
 Record vs. LSU 3-6

LSU LADY TIGERS

Rankings.....AP: NR | Coaches: NR
 2018-19 Record 16-11
 SEC 7-8
 Home 11-5
 Away 5-6
 Neutral 0-0
 Streak.....L2
 Head Coach..... Nikki Fargas
 Record at LSU (Yrs.)148-104 (8th)
 Overall Record (Yrs.).....220-130 (10th)
 Record vs. Auburn 7-4

AUBURN PROJECTED STARTERS



DAISHA ALEXANDER
 G • JR • 5-7
 Decatur, Ga.

PPG: 13.0
 RPG: 3.3
 APG: 1.8




UNIQUE THOMPSON
 F • SO • 6-3
 Theodore, Ala.

PPG: 12.5
 RPG: 10.2
 APG: 1.1




CRYSTAL PRIMM
 G • R-JR • 5-11
 West Palm Beach, Fla.

PPG: 10.8
 RPG: 3.7
 APG: 1.5



ERIN HOWARD
 G/F • FR • 6-1
 Madison, Wis.

PPG: 3.7
 RPG: 2.9
 APG: 1.2



JANIAH MCKAY
 G • SR • 5-6
 Gainesville, Fla.

PPG: 14.2
 RPG: 2.5
 APG: 4.4

OFF THE BENCH

No.	Pos.	Name	Ht.	Year	PPG	RPG	Hometown
1	G	Robyn Benton	5-9	Fr.	6.2	1.3	Conyers, Ga.
2	G	Brooke Moore	5-7	Fr.	5.6	1.1	McDonough, Ga.
3	G	Erica Sanders	5-10	Sr.	1.7	1.8	San Antonio, Texas
4	F	Abigayle Jackson	6-3	So.	2.1	1.6	Little Rock, Ark.
5	G	Emari Jones*	6-2	Sr.	9.8	4.5	Chicago, Ill.
10	F	Kiyae' White	6-2	R-Fr.	1.4	1.8	Macungie, Pa.
35	F	Natalie Kelly	6-3	Fr.	0.4	0.8	Albany, La.

*injured/out for season

Head Coach: Terri Williams-Flournoy

Assistants: Ty Evans, Adrian Walters, Clarisse Garcia

#WarEagle
#TeamOfExcellence



AuburnTigers.com



@AuburnWBB | @AuburnTigers
@AUCoachFlo



/AuburnWBB
/AuburnTigers

TEAM SCHEDULE AND MEDIA AVAILABILITY >> MARCH 3-9 (times Central unless noted otherwise)

SUNDAY March 3	MONDAY March 4	TUESDAY March 5	WEDNESDAY March 6	THURSDAY March 7	FRIDAY March 8	SATURDAY March 9
GAME 2:00 Auburn at LSU	OFF DAY Media Availability TBD	PRACTICE 10 a.m.-Noon Auburn Arena	PRACTICE TBD Greenville, S.C.	SEC TOURNAMENT TBD Auburn vs. TBD	SEC TOURNAMENT TBD Auburn vs. TBD	SEC TOURNAMENT TBD Auburn vs. TBD
Interviews Postgame Return to Auburn	COACH FLO SHOW 6 p.m. Victory Grille	TRAVEL to Greenville, S.C.		Interviews Postgame	Interviews Postgame	Interviews Postgame

AUBURN ATHLETICS COMMUNICATIONS

QUICK FACTS

AUBURNTIGERS.COM

For updated game notes, statistics and all the latest information on Auburn basketball and gameday activities, go to AuburnTigers.com.

INTERVIEW POLICIES

- Coach Williams-Flournoy, assistant coaches and selected athletes are available for phone and personal interviews by contacting Wes Todd in the athletic communications office.
- Following home games, interviews with Coach Flo and selected players will be conducted in the media room following a 10-minute cooling-off period. Visiting coaches and players, if requested, will be available first.
- Interviews following road contests will be conducted in accordance with the home team's media policies.
- Practices are generally closed to the public, but media may cover practice with advance notice.**

CREDENTIALS

Anyone wishing to cover Auburn women's basketball should contact Wes Todd in the communications office at least one day in advance in order to make the proper arrangements. Game credentials will be held at media will call, located inside the scholarship entrance at Auburn Arena. Parking passes are not needed, except for men's/ women's doubleheaders.

GAME DAY SERVICES

Notes for both teams and flip cards will be provided prior to the game. Stats will be distributed at halftime and after the game. Wireless internet is available in the Arena.

VIDEO SERVICES

FTP feeds of selected Auburn basketball highlights are available for the media. A number of studio and satellite services may be arranged for electronic media by calling War Eagle Productions at 334-750-4345.

PHOTO SERVICES

For photos of Auburn women's basketball or anything pertaining to Auburn Athletics, contact Wade Rackley at 334-750-6907 or via email at wwr0004@auburn.edu.

COMMUNICATIONS STAFF

- Wes Todd Women's Basketball contact
cell: 334-750-5682
email: wlt0006@auburn.edu
- Grant Keith Student assistant/WBB
email: gak0005@auburn.edu
- Kirk Sampson Associate AD
cell: 334-750-1385
email: sampska@auburn.edu

GENERAL INFORMATION

Location..... Auburn, Ala.
Founded1856
Enrollment.....29,776
Nickname Tigers
Colors..... Burnt Orange and Navy Blue
Facility (Capacity) Auburn Arena (9,121)
President Dr. Steven Leath
Director of Athletics Allen Greene
Sr. Assoc. AD/SWA..... Monique Holland

WOMEN'S BASKETBALL HISTORY

First Year of Women's Basketball1971
All-Time Record (Years)..... 933-477 (48th)
All-Time SEC Record (since 1981) 235-236
All-Time Home Record 433-118
at Auburn Arena (since 2010)..... 86-47
NCAA Tournament Appearances..... 20
Last NCAA App./Result..... 2017 - First Round
SEC Regular-Season Championships 5
..... 1981, 1987, 1988, 1989, 2009
SEC Tournament Championships..... 4
..... 1981, 1987, 1990, 1997

COACHING & SUPPORT STAFF

Head Coach..... Terri Williams-Flournoy
Alma Mater, Year Penn State, 1991
Overall Record 265-203 (.566) / 15th year
Auburn Record 122-99 (.552) / 7th year
Associate Head Coach (Year at Auburn) Ty Evans (7th)
Alma Mater, Year Wisconsin-Whitewater (1995)
Assistant Coach (Year at Auburn) Adrian Walters (7th)
Alma Mater, Year St. Francis (Pa.) (1987)
Assistant Coach (Year at Auburn) Clarisse Garcia (3rd)
Alma Mater, Year Villanova (2007)
Strength & Conditioning Coach Claus Souza
Director of Basketball Operations Bianca Webb
Director of Basketball Services Justin Peak
Athletic Trainer..... Catherine Gordon
Grad. Student Mgrs Anthony Evans, Rebecca Walthall

GAMEDAY EXPERIENCE: AUBURN ARENA

>> Auburn Arena is in its ninth season as home of Auburn Basketball. The Tigers are 86-47 since moving to the Arena in 2010-11. The facility seats 9,121 for basketball and also hosts Auburn volleyball and gymnastics.



TEAM INFORMATION

2017-18 Record14-15
2017-18 SEC Record 5-11
SEC Finish..... 10th
Starters Returning/Lost 4/1
Letterwinners Returning/Lost 6/6
Squad Members Returning..... 2
Newcomers..... 4

AUBURN TIGERS SPEED CHART

Overall: 20-8 SEC: 8-7

Head Coach: Terri Williams-Flournoy (7th Season)

Daisa Alexander - DAY-zha
Emari Jones - e-MAR-ee
Janiah McKay - jah-NYE-uh

Kiyae' White - kye-YAY
Terri Williams-Flournoy - Fluh-NOY

			Pts	Reb	Stl	Ast	Blk	
0	DAISA ALEXANDER G • 5-8 • Jr. • Decatur, Ga. • Southwest DeKalb HS	Season High	22	8	5	8	1	<ul style="list-style-type: none"> • 2018 SEC All-Defensive Team • 22 pts vs. Alabama (2x), Florida, Tennessee • GW jumper/FT w/ :17 left at New Mexico (11/11) • Led SEC in steals in '18 (2.8/game) • Career-high 25 pts at Indiana (12/3/17)
		Career High	25	8	7	8	2	
		PPG	RPG	APG	FG	3FG	FT	
		18-19	13.0	3.3	1.8	.406	.375	
1	ROBYN BENTON G • 5-9 • Fr. • Conyers, Ga. • Greater Atlanta Christian	Season High	16	5	3	3	1	<ul style="list-style-type: none"> • SEC Freshman of the Week (1/22) • GW jumper/FT w/ :8.6 left at Vandy (1/17) • 15 pts; 5-5 on 3-pt FG at Elon (12/22) • 16 pts in Auburn debut vs. Grambling (11/6) • Sister of fmr. UT football player Inky Johnson
		Career High	16	5	3	3	1	
		PPG	RPG	APG	FG	3FG	FT	
		18-19	6.2	1.3	0.6	.393	.395	
2	BROOKE MOORE G • 5-7 • Fr. • McDonough, Ga. • Henry County HS	Season High	23	4	1	3	1	<ul style="list-style-type: none"> • SEC Freshman of the Week (12/31) • Career-high 23 points; 5 3FG vs Ala. St. (12/29) • Made four 3-pointers vs. Elon, Miss. State • Missed first five games with injury • No. 42 national overall prospect; No. 11 guard
		Career High	23	4	1	3	1	
		PPG	RPG	APG	FG	3FG	FT	
		18-19	5.6	1.1	0.5	.308	.304	
3	ERICA SANDERS G • 5-10 • Sr. • San Antonio, Texas • Johnson HS	Season High	6	6	4	3	1	<ul style="list-style-type: none"> • 1st career 3-pt FG to beat 3Q buzzer at Vandy • 6 rebs, 3 stls vs. Alabama St. (12/29) • Made 1st app. of 18-19 vs. N. Carolina (12/20) • Missed 1st 9 games of 18-19 w/ knee injury • Career-high 6 steals vs. LA Tech (11/19/17)
		Career High	9	7	6	5	1	
		PPG	RPG	APG	FG	3FG	FT	
		18-19	1.7	1.8	0.9	.433	.500	
4	ABIGAYLE JACKSON F • 6-3 • So. • Little Rock, Ark. • Little Rock Central HS	Season High	6	6	1	1	3	<ul style="list-style-type: none"> • 6 pts, 6 reb off bench vs. Nicholls • Played 28 games in '18, started 12 • Led AU with 22 blocks in '18 • 2.0 ppg, 1.7 rpg as a freshman • #1 HS player in Arkansas in class of '17
		Career High	13	7	3	1	3	
		PPG	RPG	APG	FG	3FG	FT	
		18-19	2.1	1.6	0.2	.523	.200	
5	EMARI JONES G • 6-0 • Sr. • Chicago, Ill. • Shawnee CC	Season High	15	10	2	3	1	<ul style="list-style-type: none"> • Out for season (knee); injured vs. Alabama St. • AU's leading 3-point shooter; 26 made in 18-19 • NJCAA All-American, national leading scorer at Shawnee CC in '16 (742 pts.)
		Career High	18	10	3	3	2	
		PPG	RPG	APG	FG	3FG	FT	
		18-19	9.8	4.5	1.5	.390	.351	
10	KIYAE' WHITE F • 6-2 • R-Fr. • Macungie, Pa. • Emmaus HS	Season High	5	5	1	2	1	<ul style="list-style-type: none"> • 4 pts, 4 rebs, key steal/score at St. Joseph's • Redshirted '17-18 while rehabbing knee injury • #20 forward, 3-star by ESPN HoopGurlz • Leading rebounder at Emmaus HS
		Career High	5	5	1	2	1	
		PPG	RPG	APG	FG	3FG	FT	
		18-19	1.4	1.8	0.4	.389	-	
20	UNIQUE THOMPSON F • 6-3 • So. • Theodore, Ala. • Faith Academy	Season High	21	19	4	4	3	<ul style="list-style-type: none"> • Preseason All-SEC Second Team • SEC Player of the Week (2/5) • 21 pts, 18 rebs vs. North Carolina (12/20) • 19 pts, career-hi 19 rebs at new Mexico • 11 double-doubles in 2018-19; 18 career
		Career High	29	19	4	4	6	
		PPG	RPG	APG	FG	3FG	FT	
		18-19	12.5	10.2	1.1	.574	-	
23	CRYSTAL PRIMM G • 5-11 • R-Jr. • West Palm Beach, Fla. • Duke	Season High	18	9	7	5	1	<ul style="list-style-type: none"> • Forced OT and hit GW FTs vs. UGA; 13p/9r • Career-high 18 points vs. UNC (12/20) • 15 pts, 4 rebs in Auburn debut vs. Grambling • Career-high 7 steals vs. Miss. State (1/14) • Redshirted '17-18 after transfer from Duke
		Career High	18	9	7	5	1	
		PPG	RPG	APG	FG	3FG	FT	
		18-19	10.8	3.7	1.5	.469	.000	
24	ERIN HOWARD F/G • 6-1 • Fr. • Madison, Wis. • Madison East HS	Season High	12	8	3	5	3	<ul style="list-style-type: none"> • 7 pts, 8 rebs, 3 ast, 3 blk, 2 stls at Arkansas • Career-high 12 points vs. Missouri (2/24) • Had 5 assists, 3 steals at Alabama (1/10) • Ranked No. 21 forward nationally out of HS • 1st AU player from state of Wisconsin
		Career High	12	8	3	5	3	
		PPG	RPG	APG	FG	3FG	FT	
		18-19	3.7	2.9	1.2	.333	.250	
33	JANIAH MCKAY G • 5-6 • Sr. • Gainesville, Fla. • Gainesville HS	Season High	23	6	5	10	2	<ul style="list-style-type: none"> • Preseason All-SEC Second Team • SEC Player of the Week (12/23) • Season-high 23 points at Missouri (1/27) • 16 pts, 6 reb, 6 ast, 3 stl at Florida (1/6) • 2nd career dbl-dbl (16p/10a) vs. Grambling
		Career High	29	8	6	13	2	
		PPG	RPG	APG	FG	3FG	FT	
		18-19	14.2	2.5	4.4	.402	.246	
35	NATALIE KELLY F • 6-3 • Fr. • Albany, La. • Albany HS	Season High	2	3	1	-	1	<ul style="list-style-type: none"> • Ranked as No. 38 post player nationally • Avg. 17.1 pts, 12.1 reb, 3.3 stls as HS junior • 2x all-metro selection (Baton Rouge)
		Career High	2	3	1	-	1	
		PPG	RPG	APG	FG	3FG	FT	
		18-19	0.4	0.8	0.0	.200	-	

Series History

Auburn vs. LSU **32-22 (.593)**

In Auburn: 15-9

--At Auburn Arena: 3-2

In Baton Rouge: 12-12

Neutral Sites: 5-1

Trend: Auburn has won 3 of the last 4 meetings

Feb. 7, 1980	W	70-64	Knoxville, Tenn.*
Dec. 3, 1980	W	70-52	Auburn
Jan. 29, 1981	W	73-71(OT)	Baton Rouge, La.*
Jan. 20, 1982	W	77-71	Baton Rouge, La.
Feb. 17, 1982	W	78-58	Auburn
Jan. 29, 1983	L	51-89	Baton Rouge, La.
Feb. 26, 1983	W	81-72	Auburn
Feb. 28, 1984	W	75-73	Auburn
Feb. 25, 1984	L	62-67	Baton Rouge, La.
Jan. 26, 1985	W	79-75	Baton Rouge, La.
Feb. 7, 1985	W	67-61	Auburn
Jan. 25, 1986	W	84-63	Auburn
Feb. 4, 1987	W	76-69	Miami, Fla. (36)
Feb. 28, 1987	W	72-61	Baton Rouge, La.
Feb. 3, 1988	W	78-47	Auburn
Jan. 14, 1989	W	57-43	Baton Rouge, La.
Mar. 5, 1989	W	75-65	Albany, Ga.*
Jan. 6, 1990	W	77-60	Auburn
Mar. 3, 1990	W	91-65	Albany, Ga.*
Jan. 12, 1991	L	68-85	Baton Rouge, La.
Jan. 25, 1992	W	60-51	Auburn
Jan. 23, 1993	W	83-59	Baton Rouge, La.
Feb. 5, 1994	W	68-39	Auburn
Mar. 4, 1994	W	76-73	Chattanooga, Tenn.*
Feb. 4, 1995	W	65-61	Baton Rouge, La.
Jan. 27, 1996	W	71-65	Baton Rouge, La.
Jan. 25, 1997	L	65-79	Auburn
Jan. 31, 1998	W	67-59	Auburn
Jan. 31, 1999	L	61-63 (OT)	Baton Rouge, La.
Feb. 6, 2000	L	54-52	Auburn
Feb. 4, 2001	W	65-62	Baton Rouge, La.
Feb. 7, 2002	L	62-76	Baton Rouge, La.
Jan. 9, 2003	L	45-54	Auburn
Jan. 11, 2004	L	59-70	Baton Rouge, La.
Feb. 8, 2004	W	68-50	Auburn
Jan. 30, 2005	L	52-57	Baton Rouge, La.
Feb. 20, 2005	L	57-62	Auburn
Jan. 4, 2006	L	38-65	Auburn
Jan. 28, 2007	L	45-65	Baton Rouge, La.
Jan. 24, 2008	L	59-79	Auburn
Feb. 1, 2009	W	66-55	Baton Rouge, La.
Jan. 10, 2010	W	64-62 (OT)	Baton Rouge, La.
Feb. 14, 2010	L	51-75	Auburn
Jan. 16, 2011	W	65-53	Auburn
Feb. 10, 2011	L	52-55	Baton Rouge, La.
Feb. 19, 2012	L	41-57	Baton Rouge, La.
Jan. 31, 2013	L	55-59	Auburn
March 7, 2013	L	62-65	Duluth, Ga.*
Jan. 23, 2014	L	60-71	Baton Rouge, La.
Feb. 5, 2015	L	49-60	Auburn
Feb. 1, 2016	W	63-53	Baton Rouge, La.
Feb. 23, 2017	W	54-49	Auburn
Jan. 18, 2018	L	56-59	Baton Rouge, La.
Feb. 8, 2018	W	70-62	Auburn

*SEC Tournament

Auburn Women's Basketball Quick Hitters

- This is the 55th meeting between Auburn and LSU in women's basketball
- Auburn leads the series 32-22; the teams are tied 12-12 when playing in Baton Rouge
- The teams split two meetings last year with each team winning at home
- Auburn can clinch either the No. 6 or 7 seed in the SEC Tournament with a win; the Tigers would be the No. 8 seed with a loss
- Auburn is four made 3-pointers away from tying the school record for single-season 3-point field goals (181 in 2016-17)
- Auburn has 20 regular-season wins for the first time since 2009
- Auburn's 5 SEC road wins are tied for the most in program history - Auburn was 5-0 on the road in 1988-89 and 5-2 in 2008-09
- The win over Missouri provided Auburn's 20th win of the season, securing the 22nd 20-win season in program history and the second under Terri Williams-Fournour
- Auburn's win over #25 Missouri on Feb. 24 was Auburn's first over a ranked opponent since 2016, snapping a 21-game skid against top-25 foes
- Auburn leads the SEC and ranks 6th in the NCAA in steals per game (12.1)
- Auburn has forced 20 or more turnovers in 19 of 28 games this season
- The Tigers are averaging 23.0 points per game off opponent turnovers
- In a 77-38 win on Feb. 24, the Tigers held Alabama to the lowest output by an SEC opponent since holding Georgia to 26 points in 2015
- Auburn's 39-point win over Alabama on Feb. 17 was its third largest margin of victory in the 90-game history of the series
- Sophomore Unique Thompson has recorded 12 double-doubles in 28 games, she now has 19 in her career, tied for 7th-most in Auburn history
- Thompson is the third player in Auburn history with 500+ rebounds in her first two seasons
- Senior Janiah McKay became Auburn's 12th all-time player to reach the 1,500-point plateau; she is now 10th in scoring in Auburn history with 1,596 points after passing Angie Hannah (1,583) vs. South Carolina
- McKay is the first player in Auburn history with 1,500 points, 400 assists and 200 steals, and the first to be in the Auburn career top-10 in all three categories
- Junior Daisa Alexander is averaging 17.0 points in SEC road games; 14.9 points in all SEC games
- Auburn rallied from a 13-point, fourth-quarter deficit to defeat Georgia 59-58 in overtime on Feb. 3; the Tigers forced 28 turnovers - one shy of a season high - and tied the Auburn record for steals against an SEC opponent with 21
- Auburn is 2-0 in overtime games this season and now 21-20 all-time
- Junior Crystal Primm had a career-high 7 steals vs. Mississippi State, tied for the most by an SEC player this season and the most in a conference game so far in 2019
- Primm also had a career-high 9 rebounds, along with the game-tying layup and game-winning free throws, in Auburn's comeback win over Georgia on Feb. 3
- Seven of Auburn's eight losses this season have come to teams ranked in the AP Top 25 - either currently ranked (Iowa State) or ranked at the time of the game (Tennessee, Miss. State, Texas A&M, Missouri, Kentucky, South Carolina)

Moving On Up (Auburn Career Milestone Watch) . . .

- **Janiah McKay** is 10th in career points scored with 1,596; needs 5 to tie for 9th (Alli Smalley, 1,601) and 20 to tie for 8th (Mae Ola Bolton, 1,616)
- **Janiah McKay** is 9th in career assists with 437; needs 53 to tie for 7th (Chantel Tremiere, 490)
- **Janiah McKay** is 9th in career steals with 217; needs 6 to tie for 8th (Hasina Muhammad, 223)
- **Janiah McKay** is 3rd in career free throws made with 427; needs 11 to tie for 2nd (Carolyn Jones, 438)
- **Janiah McKay** is 7th in career free-throw percentage (.769)
- **Janiah McKay** is the first player in Auburn history with 1,500 points, 400 assists and 200 steals
- **Unique Thompson** is tied for 7th in career double-doubles with 19; needs 5 to tie for 6th (Monique Morehouse, 24)
- **Unique Thompson** is 27th in career rebounds with 513; needs 59 to tie for 25th (Tyrese Tanner & Conswella Sparrow, 572)
- **Daisa Alexander** is 10th in career 3-point FG made with 96; needs 7 to tie for 9th (Carolyn Jones, 103)

INDIVIDUAL CATEGORY LEADERS

Auburn	LSU
Janiah McKay - 14.2	Points..... Ayana Mitchell - 13.3
Unique Thompson - 10.2	Rebounds Ayana Mitchell - 10.1
Janiah McKay - 4.4	Assists..... Khayla Pointer - 4.6
Daisa Alexander - 2.3	Steals..... Khayla Pointer - 1.7
Unique Thompson - 0.7	Blocks..... Faustine Aifuwa - 1.4
Janiah McKay - 31.5	Minutes Played..... Khayla Pointer - 31.4
Unique Thompson - .574	Field Goal Percentage..... Ayana Mitchell - .559
Robyn Benton - .395	3-Point Percentage..... J. Richard-Harris - .353
Janiah McKay - .792	Free-Throw Percentage..... Shanice Norton - .841

OPENING TIP

» Auburn closes out the 2018-19 regular season on the road Sunday afternoon when the Tigers travel to Baton Rouge, La., to face LSU. Game time is 2 p.m. CT at the Pete Maravich Assembly Center.

» Auburn is 20-8 (8-7 SEC) on the season; the Tigers' rally came up just short against No. 14 South Carolina on Thursday night in a 73-66 loss at home.

» LSU is 16-11 (7-8 SEC) this season; the Lady Tigers fell on the road at No. 5 Mississippi State 76-56 on Thursday.

LAST TIME OUT

» Auburn rallied from a 15-point deficit to take a lead in the fourth quarter, but No. 14 South Carolina pulled away late for a 73-66 win Thursday night at Auburn Arena.

» In their final home game of the season, the Tigers (20-8, 8-7 SEC) struggled to make shots early and saw South Carolina (21-9, 13-2) jump out to a big early lead. But Auburn cut the deficit to three points at the end of the third quarter, then took a 50-48 lead - its first of the game - with just under seven minutes to play. From there, however, the Gamecocks went on a 12-0 run over the next three minutes to put the game away.

» Senior Janiah McKay, playing in her final home game at Auburn Arena, led all scorers with 21 points. She also had seven assists and three steals; tonight marked Auburn's first loss this season when McKay had at least six assists.

» Daisa Alexander shook off a slow start to finish with 15 points. Crystal Primm scored 14 points, her second-best total in SEC play, and Unique Thompson posted her 12th double-double of the season with 11 points and 11 rebounds.

UP NEXT

» Auburn will play Thursday, March 7, in the second round of the SEC Tournament in Greenville, S.C. Opponent and game time are yet to be determined.

SEC TOURNAMENT SCENARIOS

» Auburn can finish as the No. 6, No. 7 or No. 8 seed for next week's SEC Tournament.

» 6-seed: Auburn beats LSU and Kentucky beats Georgia

» 7-seed: Auburn beats LSU and Georgia beats Kentucky

» 8-seed: Auburn loses to LSU

AN AUBURN WIN WOULD...

» Give Auburn its 21st win of the season, which would be the most under Terri Williams-Flournoy.

» Secure a winning record in SEC play for the first time since 2009.

» Be Auburn's fourth win over LSU in their last five meetings.

» Set a new program record for SEC road wins in a season; it would be Auburn's sixth of the year.

AUBURN VS. LSU

» Auburn owns a 32-22 advantage over LSU in a series that dates back to 1980. The teams are tied 12-12 in games played in Baton Rouge.

» The teams split two meetings last season with each team winning at home. LSU won 59-56 in Baton Rouge on Jan. 18 before Auburn defeated LSU 70-62 at home on Feb. 8.

LAST MEETING (Feb. 8, 2018 in Auburn):

Auburn 70, LSU 62

» Led by 23 points from junior Janiah McKay, the Auburn women's basketball team avenged an earlier loss to LSU with a 70-62 victory at Auburn Arena. It was

the 100th win at Auburn for head coach Terri Williams-Flournoy.

» McKay's 23 led all scorers. She was 6-of-13 from the field but 11-of-12 at the free-throw line, including 8-of-9 in the fourth quarter as she helped Auburn seal the victory. She also had a team-leading five assists. Freshman Unique Thompson added 20 points and a game-high nine rebounds, missing a double-double by just one board. Sophomore Daisa Alexander provided an early offensive spark and finished with 15 points.

» Auburn shot 45.3 percent, their best in conference play this year, and was 19-of-23 (82.6%) at the free-throw line. The Tigers also scored 14 second-chance points off 14 offensive rebounds and pulled down 35 total boards to 29 for LSU (15-7, 7-4).

SCOUTING LSU

» LSU is 16-11 overall and 7-8 in SEC play. The Lady Tigers have wins over Florida State, Texas A&M and Missouri to their credit this season.

» LSU scores 62.1 points per game but has the league's top scoring defense, allowing just 55.7 per game. They are also fourth in the league in rebounding margin (+5.6) and third in steals (9.4/game).

» Ayana Mitchell leads LSU in both scoring (13.3 ppg) and rebounding (10.1 rpg).

SCOUTING AUBURN

» Auburn is 20-8 on the season and 8-7 in the SEC. It's the first 20-win regular season for Auburn since 2009, when the Tigers won the SEC title. Seven of the eight Auburn losses have come to teams that are currently or were at the time of the game ranked in the AP Top 25.

» The Tigers average 73.5 points/game, fourth-best in the SEC. Auburn also forces an average of 20.7 opponent turnovers, which ranks second in the SEC and 23rd nationally.

» Senior point guard Janiah McKay averages a team-leading 14.2 points/game and has topped 20 points six times, including a season-high 23 at Missouri. She is also third in the SEC with 2.3 steals/game.

» Junior Daisa Alexander is averaging 13.0 points/game (14.9 in SEC play) and has been Auburn's leading scorer in seven SEC games (22 vs. Florida, Alabama [both times], Tennessee; 19 vs. Missouri; 18 vs. Mississippi State & Arkansas). She ranks second in the SEC in steals with 2.3/game.

» Sophomore forward Unique Thompson can be a force under the basket and has been key to Auburn's success this year. She has 12 double-doubles in 28 games and averages 12.5 points and 10.2 rebounds (3rd in SEC). She has 19 career double-doubles, tied for 7th-most in Auburn history and 5th among active SEC players.

» Redshirt junior Crystal Primm has given Auburn consistent minutes in her first season on The Plains, averaging 10.9 points and 3.9 rebounds. A transfer from Duke after the 2016-17 season, Primm scored a career-high 18 points against her former school's archrival, North Carolina, on Dec. 20. She also had a career-high 7 steals vs. Mississippi State, and she had a career-high 9 rebounds and made the game-tying and game-winning shots in an OT win over Georgia.

» The Tigers' incoming freshman class was ranked No. 13 by ESPN HoopGurlz and included two top-50 prospects in Robyn Benton (#17 overall; #6 guard) and Brooke Moore (#42 overall; #11 guard). Benton and Moore have both been named SEC Freshman of the Week this year. In addition, freshman Erin Howard has moved into the starting lineup in SEC play, replacing injured senior Emari Jones.

SEC Standings & Schedule

(thru games of Feb. 28)

	SEC Games			All Games		
	W	L	Pct.	W	L	Pct.
^Mississippi St.	14	1	.933	26	2	.929
South Carolina	13	2	.867	21	7	.750
Texas A&M	11	4	.733	22	6	.786
Kentucky	10	5	.667	23	6	.793
Missouri	9	6	.600	20	9	.690
Georgia	9	6	.600	18	10	.643
AUBURN	8	7	.533	20	8	.714
LSU	7	8	.467	16	11	.593
Arkansas	6	9	.400	17	12	.586
Tennessee	6	9	.400	17	11	.607
Alabama	5	10	.333	13	15	.464
Ole Miss	3	12	.200	9	20	.310
Florida	2	13	.133	6	22	.214
Vanderbilt	2	13	.133	7	21	.250

^Clinched share of SEC regular-season title

Thursday, Feb. 28

*South Carolina 73, Auburn 66

*Alabama 46, Ole Miss 43

*Missouri 73, Arkansas 67

*Georgia 69, Florida 57

*Texas A&M 62, Kentucky 55

*Mississippi State 76, LSU 56

*Vanderbilt 76, Tennessee 69

Sunday, March 3

*Kentucky at Georgia Noon SECN

*Mississippi St. at S. Carolina 1 p.m. ESPN2

*Alabama at Missouri 2 p.m. SEC+

*Auburn at LSU 2 p.m. SEC+

*Florida at Vanderbilt 2 p.m. SECN

*Tennessee at Ole Miss 2 p.m. SEC+

*Arkansas at Texas A&M 4 p.m. SECN

END OF REGULAR SEASON

Inside the Numbers

CATEGORY	AUBURN	LSU
	Points Per Game	73.5
Scoring Margin	+9.2	+6.4
Field Goal %	42.5%	42.5%
Opp. Field Goal %	41.4%	39.4%
3 pt Field Goal %	32.5%	30.1%
Opp. 3FG %	35.0%	27.3%
Rebounds	35.0	36.8
Opp. Rebounds	35.6	31.3
Rebound Margin	-0.6	+5.6
Turnovers	13.1	16.7
Opp. Turnovers	20.7	17.8
Steals	12.1	9.4
Opp. Steals	7.3	7.9
Blocks	2.5	2.7
Opp. Blocks	2.2	2.3



Associated Press Top 25

(Week 17: Feb. 25)

Rk	Team	Record	Prev
1	Baylor (28)	25-1	1
2	Connecticut	25-2	3
3	Louisville	25-2	4
4	Notre Dame	25-3	5
5	Mississippi State	25-2	6
6	Oregon	25-3	2
7	Stanford	23-4	7
8	Maryland	24-3	8
9	Oregon State	23-5	12
10	NC State	24-3	9
11	Kentucky	23-5	16
12	Iowa	21-6	10
13	Marquette	23-5	11
14	South Carolina	20-7	13
15	Miami	23-6	14
16	Gonzaga	25-3	15
17	Syracuse	20-6	18
18	Texas	21-6	19
19	Texas A&M	20-6	21
20	Iowa State	20-7	20
21	Arizona State	18-8	17
22	Florida State	21-6	22
23	Drake	21-5	24
24	Rice	23-3	25
25	UCLA	17-11	NR

Also receiving votes: South Dakota, South Dakota State, DePaul, BYU, West Virginia, UCF, Kansas State, Clemson, Minnesota, Florida Gulf Coast, Rutgers, **Missouri**, Central Michigan, Miami (Ohio).

USA TODAY Coaches' Top 25

(Week 17: Feb. 26)

Rk	Team	Record	Prev
1	Baylor (31)	26-1	1
2	Connecticut	25-2	2
3	Louisville	25-2	4
4	Notre Dame	26-3	4
5	Mississippi State	25-2	6
6	Oregon	25-3	3
7	Stanford	23-4	7
8	Oregon State	23-5	8
9	Maryland	25-3	9
10	NC State	24-3	12
11	Iowa	22-6	10
12	Marquette	23-5	11
13	Kentucky	23-5	17
14	Gonzaga	25-3	16
15t	South Carolina	20-7	13
15t	Miami	23-6	14
17	Syracuse	20-7	18
18	Texas A&M	21-6	22
19	Texas	21-7	19
20	Arizona State	18-8	15
21	Florida State	21-6	20
22	Iowa State	20-7	21
23	Drake	21-5	24
24	DePaul	21-7	NR
25	South Dakota	24-4	23

Also receiving votes: Rice, UCLA, Central Florida, **Missouri**, Rutgers, Michigan State, South Dakota State, Utah, **New Mexico**, James Madison, BYU, Boise State.

TURNING UP THE PRESSURE

» Auburn has forced at least 20 turnovers in 19 of 28 games this season. The Tigers are averaging 23.0 points off opponent turnovers.

» The Tigers are 6-0 this season and 50-8 under Coach Flo when forcing at least 25 turnovers.

» Auburn forced 28 turnovers, converting those into 22 points, in a 59-58 OT win over Georgia on Feb. 3. The Tigers' 21 steals in the game were tied for the most in Auburn history against an SEC opponent.

» The Tigers scored 38 points off 27 North Carolina turnovers in an 86-81 OT win on Dec. 20 in Myrtle Beach, the most points off turnovers since scoring 41 vs. George Mason on Dec. 23, 2015.

» Auburn forced a season-high of 29 turnovers against Samford on Dec. 16, turning those into 30 points. The Tigers then forced 23 turnovers by Coastal Carolina two days later, scoring another 30 points.

» As of March 1, Auburn ranks No. 6 in the nation in turnover margin (+7.6), No. 6 in steals per game (12.1) and No. 23 in turnovers forced (20.7).

» Last season, the Tigers forced at least 20 turnovers in 23 of 29 games, including 10 games with at least 25 opponent turnovers. Auburn was 8-2 last year when forcing at least 25 turnovers. Auburn ranked No. 2 in the nation in steals (13.2/game) and No. 3 in turnovers forced (22.9) for the 2017-18 season.

GAMES WITH 25+ OPPONENT TURNOVERS (2018-19)

TOs	Pts Off	Opponent	Date	Result
29	30	Samford	12/16/18	W 73-46
28	22	Georgia	2/3/19	W 59-58 (OT)
27	38	North Carolina	12/20/18	W 86-81 (OT)
26	27	UL-Lafayette	11/25/18	W 71-59
25	27	at Xavier (La.)	11/28/18	W 77-58
25	28	at Alabama	1/10/19	W 66-56

COMEBACK KIDS

» Auburn completed what is believed to be the biggest comeback in program history on Jan. 17 when the Tigers overcame a 20-point, third-quarter deficit to pull off a 72-70 win at Vanderbilt. Auburn trailed 49-29 with less than 8 minutes to play in the third quarter and outscored the Commodores 43-21 the rest of the way.

» The previous biggest comeback (with records dating to the mid-1990s) came Feb. 8, 1995, when Auburn overcame a 19-point deficit to earn a 66-64 win at Western Kentucky.

» Auburn also fought back from a 13-point deficit in the fourth quarter to earn a 59-58 OT win over Georgia on Feb. 3.

LARGEST DEFICITS OVERCOME - COACH FLO ERA

Deficit	Time	Opponent	Final Score	Date
20	3Q, 7:56	at Vanderbilt	72-70	1/17/19
17	1Q, 0:24	Tennessee	79-61	1/19/17
17	3Q, 5:27	at Vanderbilt	64-59	1/12/17
17	4Q, 9:49	Indiana	71-67	11/27/16
17	2Q, 3:51	Kentucky	66-61	1/3/16
17	2H, 17:35	Alabama	70-65 (2OT)	2/27/14
16	1Q, 3:19	Florida	84-55	12/31/17
16	1H, 0:19	at Tulane	70-65	11/28/13
15	1H, 7:10	Missouri	67-59	2/24/13

BALANCED SCORING RETURNS

» Auburn has four players averaging double-digit scoring. Janiah McKay, Unique Thompson, Daisa Alexander, and Crystal Primm - four of Auburn's starting five - all average at least 10 points per game.

» For the first time since 2008, Auburn had six players finish in double-figures in the Tigers' 97-48 win over Grambling on Nov. 6.

» Junior Janiah McKay and freshman Robyn Benton led the way with 16 points, followed by junior Crystal

Primm (15), sophomore Unique Thompson (14), and junior Daisa Alexander and senior Emari Jones (13).

» The last time Auburn had at least six players score 10+ points, seven players did it against Sam Houston State on Dec. 5, 2008, when the Tigers set a school record with 119 points. That night, it was KeKe Carrier (19), DeWanna Bonner (18), Alli Smalley (16), Whitney Boddie (13), Reneisha Hobbs (13), Chantel Hilliard (13) and Sherell Hobbs (13).

» The Tigers have had at least five players score in double figures in five games this season.

MILESTONE FOR UNIQUE

» With her sixth rebound against Missouri on Feb. 24, sophomore Unique Thompson became the third Auburn player in history* to grab 500 rebounds in her first two seasons.

» Thompson now has 513 career rebounds and ranks 29th in Auburn history with several games still remaining in her sophomore season. With 286 rebounds this season, she owns the Auburn sophomore record and is eighth in Auburn single-season history.

AUBURN SINGLE-SEASON REBOUNDS - TOP 10

Rebs	Player	Season
401	Loretta Freeman	1992-93
382	Marianne Merritt	1975-76
359	Becky Jackson	1980-81
311	DeWanna Bonner	2007-08
305	Lori Monroe	1979-80
300	Sharon Stewart	1987-88
289	DeWanna Bonner	2008-09
286	Unique Thompson	2018-19
284	Vickie Orr	1988-89
283	Becky Jackson	1982-83

REBOUNDS IN FIRST TWO SEASONS AT AUBURN*

Rebs	Player	Years
572	Becky Jackson	1980-82
563	Lori Monroe	1979-81
513	Unique Thompson	2017-19
495	C.C. Hayden	1989-91
485	Vickie Orr	1985-87

*Marianne Merritt had 382 rebounds as a freshman in 1975-76 and finished with 972 for her career, but statistical information is unavailable for the 1976-77 season

SEEING DOUBLE

» Auburn players have recorded 13 double-doubles this season with 12 coming from sophomore Unique Thompson.

» Thompson recorded back-to-back double-doubles at Arkansas (2/10) and Tennessee (2/14) with 13/12 at Arkansas and 12/13 at Tennessee. She then had another against South Carolina (11 pts/11 reb) in the Tigers' home finale on Feb. 28.

» Thompson had 12 first-quarter points en route to a 20-point, 12-rebound night in a 64-51 win over Ole Miss on Jan. 31 for her ninth double-double of the year.

» Thompson picked up her first SEC double-double of the year with 19 points and 12 rebounds against No. 10 Tennessee on Jan. 3. She added a second conference double-double with 16 points and 13 rebounds at Vanderbilt on Jan. 17.

» Thompson played a career-high 43 minutes and scored 21 points with 18 rebounds in an 86-81 OT win over North Carolina on Dec. 20.

» Thompson earned her fifth double-double with 14 points and 17 rebounds in a 95-79 win over Oklahoma on Dec. 2.

» Thompson had 16 points and 13 rebounds for her third straight double-double and fifth of the season vs. Louisiana-Lafayette (11/25). She has now had 3 straight

double-doubles in back-to-back seasons.

» With her 19-point, 14-rebound effort at Iowa State, Thompson recorded her 10th career double-double. She had reached the milestone by halftime with 16 points and 10 rebounds in the opening 20 minutes; it was the second time in her career she had a double-double by halftime.

» Thompson's 19-point, 19-rebound double-double at New Mexico was her second of the season and marked a career-high in rebounding for the Auburn sophomore.

» Thompson picked up where she left off in 2017-18 with her eighth career double-double, notching 14 points and 13 rebounds in the season-opener against Grambling. And Janiah McKay earned the second of her career with 16 points and 10 assists.

» The last time two Auburn players had a double-double in the same game was Dec. 13, 2015, at Marquette, when Tra' Cee Tanner (13 pts/12 rebs) and Brandy Montgomery (24 pts/12 rebs) did so.

AUBURN SINGLE-SEASON DOUBLE-DOUBLES

D-Ds	Player	Year
26	Lauretta Freeman	1992-93
15	DeWanna Bonner	2007-08
14	Monique Morehouse	1995-96
13	C.C. Hayden	1991-92
	Vickie Orr	1988-89
12	Unique Thompson	2018-19
	DeWanna Bonner	2006-07
	Le'Coe Willingham	2003-04
	Sharon Stewart	1987-88
11	C.C. Hayden	1990-91
	Becky Jackson	1982-83

RAINTHREE COUNTY

» Auburn has broken the school record for single-game 3-pointers twice so far this year. The most recent setting of the record game Dec. 22 at Elon when Auburn made 14 3-pointers; 11 of those came from freshmen - 5 from Robyn Benton, 4 from Brooke Moore, 2 from Erin Howard. Daisa Alexander, Emari Jones and Janiah McKay had one apiece.

» 20 days earlier, Auburn set a new school record with 13 made 3-pointers in a 95-79 win over Oklahoma on Dec. 2. The Tigers got four apiece from Jones and Benton, three from Alexander and two from Moore.

» The previous record for a single game had been 12, set on Dec. 5, 2007, in a 99-47 win over Colgate. Since 2000, the Tigers have made at least 10 treys in a game 10 times; the most recent was an 82-75 win at Florida on New Year's Day in 2017 when Auburn hit 11 from long range.

» Auburn is averaging 6.3 made 3-pointers per game this season with 177 makes through 28 games, which already ranks as the third-most in a season in Auburn history. The program record for 3-pointers in a season is 181 (5.7/game), set during the 2016-17 season.

GAMES WITH 10 OR MORE 3-POINTERS (Since 2000)

3FG	Opponent	Date	Result
14	at Elon	12/22/18	W 96-44
13	Oklahoma	12/2/18	W 95-79
12	Colgate	12/5/07	W 82-75
11	at Florida	1/1/17	W 82-75
11	Winthrop	12/16/15	W 76-33
10	UAB	11/13/15	W 85-71
10	vs. Maine	11/9/12	W 71-41
10	Alabama	2/23/12	W 81-40
10	Belmont	11/15/11	W 80-53
10	Marist	12/21/11	L 61-69
10	Iowa State	12/28/01	L 80-75 (OT)

OFFENSIVE EXPLOSION

» With 97 points in the season-opening win over Grambling, Auburn hit the 90-point plateau for the fourth time in the Coach Flo era and the first since scoring 92 on Nov. 17, 2014 - also against Grambling.

» Auburn's 95-point effort against Oklahoma on Dec. 2 gave the Tigers two 90-point games in the same season for the first time since the 2008-09 season, when Auburn topped the 90-point mark six times.

» The Tigers' 95 points against Oklahoma were the most scored by Auburn against a Power-5 conference opponent (SEC, ACC, Big Ten, Big 12, Pac-12) since 1990, when the Tigers beat Vanderbilt 96-93 in 2 OT.

» Auburn scored 96 points in a 52-point victory at Elon on Dec. 22. It marked Auburn's highest point total in a true road game since a 96-71 win at UAB on Dec. 14, 1999.

» The Tigers have scored at least 80 points in eight games this season; Auburn scored 80+ in six games combined over the previous two seasons.

» Under Coach Flo, Auburn is 6-0 when scoring at least 90 points and 31-1 when scoring at least 80 points.

WORKING OVERTIME

» Auburn played its first overtime game since 2017 on Dec. 20, defeating North Carolina 86-81 in the Carolinas Challenge in Myrtle Beach, S.C. It was Auburn's first OT win since defeating Arkansas 71-60 on Jan. 24, 2016.

» The Tigers rallied from a 13-point fourth-quarter deficit on Feb. 3 to force overtime at home vs. Georgia, then made free throws in the closing seconds to earn a 59-58 win. Auburn has now played multiple overtime games in the same season three of the last four years.

CROSS-COUNTRY TREK

» From Nov. 10-14 as part of the Preseason WNIT that featured road games at New Mexico and Iowa State, the Tigers traveled 3,741 miles and visited six states in five days:

- Auburn to Atlanta Airport: 100 miles
- Atlanta to Albuquerque: 1,271 miles
- Albuquerque to Phoenix: 330 miles
- Phoenix to Des Moines: 1,155 miles
- Des Moines to Ames (and back): 80 miles
- Des Moines to St. Louis: 237 miles
- St. Louis to Atlanta: 468 miles
- Atlanta to Auburn: 100 miles

» Auburn also made treks to New Orleans, Philadelphia, Myrtle Beach and Elon, N.C., as part of their non-conference schedule. The Tigers traveled a total of 7,427 miles during their non-conference season.

JONES OUT FOR SEASON

» Senior Emari Jones will miss the rest of the 2018-19 season after suffering a knee injury vs. Alabama State on Dec. 29. The Chicago, Ill., native was averaging 10.7 points and 4.8 rebounds and was Auburn's leading 3-point shooter before her injury.

AUBURN HONOR ROLL

- » **Robyn Benton**
--SEC Freshman of the Week (1/22)
- » **Janiah McKay**
--SEC Player of the Week (12/23)
--WNIT All-Tournament Team
--Preseason All-SEC Second Team
- » **Brooke Moore**
--SEC Freshman of the Week (12/31)
- » **Unique Thompson**
--SEC Player of the Week (2/5)
--Preseason All-SEC Second Team

Auburn in the SEC & NCAA Stats

(Thru games of 2/28/19)

Category	Value	SEC	NCAA
Scoring Offense	73.5	4th	53rd
Scoring Defense	64.3	7th	171st
Scoring Margin	+9.2	6th	56th
Field Goal Pct.	.425	8th	79th
Field Goal Pct. Def.	.414	12th	251st
3-pt FG Pct.	.325	7th	123rd
3-pt FG Pct. Def.	.350	14th	325th
Free Throw Pct.	.717	5th	100th
Rebounds	35.0	12th	275th
Rebound Margin	-0.6	10th	206th
Off. Rebounds	13.5	6th	--
Def. Rebounds	21.5	13th	--
Assists	12.7	9th	196th
Assist/Turnover	1.0	6th	93rd
Blocks	2.5	12th	249th
Turnover Margin	+7.6	2nd	6th
Turnovers Forced	20.7	2nd	23rd
Steals	12.1	1st	6th

INDIVIDUALS (All Games)

Player	Value	SEC	NCAA
Scoring			
Janiah McKay	14.2	16th	--
Daisa Alexander	13.0	20th	--
Unique Thompson	12.5	24th	--

Rebounding

Unique Thompson	10.2	3rd	34th
-----------------	------	-----	------

Field Goal Pct.

Unique Thompson	.574	2nd	23rd
-----------------	------	-----	------

Assists

Janiah McKay	4.4	7th	106th
--------------	-----	-----	-------

Free Throw Pct.

Janiah McKay	.792	6th	127th
Crystal Primm	.725	9th	246th

Steals

Daisa Alexander	2.3	2nd	63rd
Janiah McKay	2.3	3rd	75th
Crystal Primm	1.9	6th	144th
Unique Thompson	1.8	9th	223rd

3-Point FG Made

Daisa Alexander	1.9	8th	206th
-----------------	-----	-----	-------

Assist/Turnover Ratio

Janiah McKay	1.9	6th	84th
--------------	-----	-----	------

Offensive Rebounds

Unique Thompson	4.2	2nd	12th
-----------------	-----	-----	------

Defensive Rebounds

Unique Thompson	6.0	4th	--
-----------------	-----	-----	----

NCAA RPI Report (AU & Opponents)

(thru games of 2/28/19)

Rk	Team	Record	AU Result
9	Mississippi State	26-2	L
12	Iowa State	21-7	L
15	South Carolina	21-7	L
16	Texas A&M	22-6	L
21	Kentucky	23-6	L
27	Missouri	20-9	L/W
33	North Carolina	17-12	W
50	AUBURN	20-8	
52	New Mexico	22-4	W
61	LSU	16-11	--
65	Tennessee	17-11	L/L
99	Arkansas	17-11	W
98	Georgia	18-10	W
130	Oklahoma	8-19	W
153	Alabama	13-15	W/W
162	Coastal Carolina	16-10	W
173	Nicholls State	17-10	W
179	Vanderbilt	7-21	W
201	Grambling	12-14	W
211	Ole Miss	9-20	W
214	Elon	8-17	W
222	Florida	6-22	W
238	St. Joseph's	11-17	W
260	Alabama State	10-15	W
261	Louisiana-Lafayette	7-19	W
281	Samford	10-18	W

ON THIS DATE

» Auburn is 7-6 all-time on March 3. The Tigers' last game on this date was a 47-45 win over Missouri in the 2016 SEC Tournament. This will be just the second regular-season game Auburn has played on March 3 (2013 vs. Mississippi State, won 74-65).

NEW FACES

» Auburn welcomes four newcomers to the roster for 2018-19, all freshmen. Joining the Tigers this season are Robyn Benton (G, 5-9, Conyers, Ga.); Brooke Moore (G, 5-7, McDonough, Ga.); Erin Howard (G/F, 6-1, Madison, Wis.); and Natalie Kelly (F, 6-3, Albany, La.).

» The Tigers' 2018-19 freshman class was rated the No. 13 signing class in the country by ESPN HoopGurlz.

» Redshirt junior G Crystal Primm (West Palm Beach, Fla.) is eligible this season after sitting out last year under NCAA transfer rules. She transferred to Auburn from Duke in the summer of 2017 and has two years of eligibility.

» Redshirt freshman Kiyae' White (Macungie, Pa.) will be in action this season after sitting out last year while rehabbing an injury.

WELCOME TO THE FAMILY

» Auburn signed five players to NLI's during the early signing period in November.

» The Tigers will welcome **Lauren Hansen** (5-8, G, Setauket, N.Y.); **Annie Hughes** (5-9, G, Pisgah, Ala.); **Maliya Perry** (6-0, G/F, Pickerington, Ohio); **Morgan Robinson-Nwagwu** (5-8, G, Norcross, Ga.); and **Sania Wells** (5-7, G, Hurley, Miss.) to The Plains beginning in the fall of 2019.

» Hansen, Perry and Robinson-Nwagwu were nominated for McDonald's All-American in January.

TIGERS IN THE PROS

» DeWanna Bonner completed her ninth season in the WNBA in 2018, all with the Phoenix Mercury, after taking the 2017 season off for the birth of her twins. Bonner had one of her best pro seasons, averaging 17.3 points, 7.2 rebounds and 3.2 assists while starting all 34 games. She was a beast in the 2018 playoffs, averaging 24.0 points and 11.1 rebounds in seven postseason games. Bonner was named the Associated Press' WNBA Comeback Player of the Year.

» Brandy Montgomery is playing in Europe for her second season, currently on the roster of Luxembourg side Etzella Ettelbruck, where she is averaging over 20 points per game so far this season. Last year, she played for Visby in Sweden, averaging 16.3 points, 5.1 rebounds and 1.8 assists while helping her team to the league semifinals.

Record Book Updates (cont'd)

Auburn Career Field Goal Attempts

No.	Player	Years	FGA
1.	Marianne Merritt	1975-97	1,795
2.	Brandy Montgomery	2013-17	1,689
3.	DeWanna Bonner	2005-09	1,633
4.	Vickie Orr	1985-89	1,528
5.	Natasha Brackett	2001-05	1,514
6.	Alli Smalley	2007-11	1,452
7.	Becky Jackson	1980-84	1,435
8.	Janiah McKay	2015-present	1,427
9.	Angie Hannah	1979-82	1,396
10.	Mae Ole Bolton	1984-88	1,371

Auburn Career 3-Point Attempts

No.	Player	Years	3FGA
1.	Brandy Montgomery	2013-17	688
2.	Alli Smalley	2007-11	637
3.	Blanche Alverson	2009-13	618
4.	Natasha Brackett	2001-05	545
5.	Tiffany Krantz	1996-00	520
6.	Katie Frerking	2013-17	518
7.	Samantha Williams	1992-96	500
8.	Kristen Mulligan	1992-96	370
9.	Shana Askew	1997-01	332
10.	Janiah McKay	2015-present	289
--	Daisa Alexander	2016-present	276

Auburn Career 3-Point FG Made

No.	Player	Years	3FGM
1.	Alli Smalley	2007-11	219
2.	Blanche Alverson	2009-13	213
3.	Brandy Montgomery	2013-17	205
4.	Tiffany Krantz	1996-00	184
5.	Natasha Brackett	2001-05	171
6.	Samantha Williams	1992-96	161
7.	Kristen Mulligan	1992-96	149
8.	Katie Frerking	2013-17	147
9.	Carolyn Jones	1988-91	103
10.	Daisa Alexander	2016-present	96

Auburn Record Book Updates

Auburn Career Scoring

No.	Player	Years	Points
1.	DeWanna Bonner	2005-09	2,162
2.	Becky Jackson	1980-84	2,068
3.	Vickie Orr	1985-89	2,035
4.	Marianne Merritt	1975-79	1,979
5.	Carolyn Jones	1988-91	1,831
6.	Natasha Brackett	2001-05	1,716
7.	Brandy Montgomery	2013-17	1,644
8.	Mae Ola Bolton	1984-88	1,616
9.	Alli Smalley	2007-11	1,601
10.	Janiah McKay	2015-present	1,596
11.	Angie Hannah	1978-82	1,583
12.	Tyrese Tanner	2010-14	1,515
13.	Le'Coe Willingham	1999-03	1,475
14.	Lori Monroe	1979-83	1,415
15.	Tasha Hamilton	1997-01	1,402
16.	Sherell Hobbs	2005-09	1,372
17.	Linda Godby	1986-90	1,365
18.	Tra'Ce'e Tanner	2012-16	1,327
19.	Debra Larkin	1981-85	1,310
20.	C.C. Hayden	1989-92	1,306
21.	Katie Frerking	2013-17	1,271
22.	Conswella Sparrow	1997-00	1,249
23.	Blanche Alverson	2009-13	1,244
24.	Brenda Hill	1981-85	1,222
25.	Monique Morehouse	1992-96	1,191
26.	Lauretta Freeman	1989-93	1,188
27.	Hasina Muhammad	2001-15	1,184
	Sharon Stewart	1984-88	1,184
29.	Ruthie Bolton	1985-89	1,176
30.	Tiffany Krantz	1996-00	1,136

Auburn Career Steals

No.	Player	Years	Steals
1.	Mae Ola Bolton	1985-88	282
2.	Kristen Mulligan	1993-96	253
3.	Ruthie Bolton	1986-89	246
4.	Debra Larkin	1982-85	242
5.	Helene Baroody	1984-87	240
6.	Katie Frerking	2013-17	234
7.	Sherell Hobbs	2005-09	231
8.	Hasina Muhammad	2011-15	223
9.	Janiah McKay	2015-present	217
10.	DeWanna Bonner	2005-09	208

Auburn Career Free Throws Made

No.	Player	Years	FTs
1.	DeWanna Bonner	2005-09	600
2.	Carolyn Jones	1988-91	438
3.	Janiah McKay	2015-present	427
4.	Tyrese Tanner	2010-14	376
5.	Conswella Sparrow	1997-00	346
	Le'Coe Willingham	1999-04	346
7.	Becky Jackson	1980-84	340
	Vickie Orr	1985-89	307
9.	Marianne Merritt	1975-79	305
10.	Tasha Hamilton	1997-01	296

Auburn Career Free Throw Attempts

No.	Player	Years	FTA
1.	DeWanna Bonner	2005-09	755
2.	Janiah McKay	2015-present	555
3.	Carolyn Jones	1988-91	541
4.	Tyrese Tanner	2010-14	536
5.	Becky Jackson	1980-84	520
6.	Conswella Sparrow	1997-00	491
7.	Marianne Merritt	1975-79	488
8.	Le'Coe Willingham	1999-04	487
9.	Lori Monroe	1979-83	453
10.	Tasha Hamilton	1997-01	441

Auburn Career Free-Throw Pct. (min 150 att.)

No.	Player	Years	Pct. (FT-FTA)
1.	Carolyn Jones	1988-91	.810 (438-541)
2.	Kristen Mulligan	1992-96	.796 (191-240)
3.	DeWanna Bonner	2005-09	.795 (600-777)
4.	Laticia Morris	1995-97	.787 (233-296)
5.	Whitney Boddie	2005-09	.777 (219-282)
6.	Linda Godby	1986-90	.774 (185-239)
7.	Janiah McKay	2015-present	.769 (427-555)
8.	Brenda Hill	1982-83	.76752 (208-271)
9.	Helene Baroody	1983-87	.76732 (155-202)
10.	Patrena Scruggs	1987-89	.749 (128-171)

Auburn Career Double-Doubles

No.	Player	Years	D-Ds
1.	DeWanna Bonner	2005-09	40
2.	Lauretta Freeman	1989-93	38
3.	C.C. Hayden	1989-92	30
4.	Le'Coe Willingham	1999-04	29
5.	Vickie Orr	1985-89	27
6.	Monique Morehouse	1992-96	24
7.	Unique Thompson	2017-present	19
	Becky Jackson	1980-84	19
9.	Conswella Sparrow	1997-00	15
10.	Tra'Ce'e Tanner	2012-16	14
11.	Tasha Hamilton	1997-01	13
	Sharon Stewart	1984-88	13
13.	Daniellette Coleman	1992-94	12
	Marita Payne	2002-06	12
15.	Whitney Boddie	2005-09	11
	Ke'Ke Carrier	2005-10	11
17.	Tia Miller	2001-04	8
	Tara Williams	1995-97	8
19.	Katie Frerking	2013-17	7
	Linda Godby	1986-90	7
	Laticia Morris	1995-97	7
	Mandisa Stevenson	2002-04	7
	Tyrese Tanner	2010-14	7
24.	Justine Agbatan	1995-98	6
	Brenda Hill	1982-83	6
	Kendall Mago	1988-92	6
	Samantha Williams	1991-96	6
28.	Ruthie Bolton	1985-89	5
	Jordan Greenleaf	2006-11	5

Auburn Career Assists

No.	Player	Years	Assists
1.	Whitney Boddie	2005-09	603
2.	Renae Halbrooks	1978-82	593
3.	Helene Baroody	1983-87	587
4.	Kristen Mulligan	1992-96	551
5.	Ruthie Bolton	1985-89	526
6.	Martha Monk	1979-81	525
7.	Chantel Tremittiere	1987-91	490
8.	Janiah McKay	2015-present	437
9.	Tiffany Krantz	1996-2000	414
10.	Debra Larkin	1981-85	386
11.	Samantha Williams	1991-96	323
12.	Nicole Louden	2001-05	311
13.	Katie Frerking	2013-17	307
14.	Alli Smalley	2007-11	303
15.	Morgan Toles	2009-11	267
16.	Najat Ouadad	2011-13	259
17.	Cindy Sagrera	1981-84	254
18.	Mae Ola Bolton	1984-88	252
19.	Nitasha Brown	2002-06	236
20.	DeWanna Bonner	2005-09	226
21.	Tasha Hamilton	1997-2001	219
22.	Angie Hannah	1978-82	214
23.	Lynn Stevenson	1987-91	212
24.	LaRita Spencer	1999-2001	209
25.	Terryland Robinson	1989-93	207
	Diann McNeil	1984-88	202
27.	Justine Agbatan	1995-98	201
28.	Nancy Derrick	2000-04	200
	Sherell Hobbs	2005-09	200
30.	Tamela McCorvey	2006-08	189

Auburn Career Rebounding

No.	Player	Years	Rebounds
1.	Becky Jackson	1980-84	1,118
2.	DeWanna Bonner	2005-09	1,047
3.	Lori Monroe	1979-83	1,015
4.	Vickie Orr	1985-89	1,006
5.	Lauretta Freeman	1989-93	976
6.	Marianne Merritt	1975-79	972
7.	Le'Coe Willingham	1999-03	927
8.	Monique Morehouse	1992-96	792
9.	Jordan Greenleaf	2006-11	761
	Charlene Thomas	1984-87	761
11.	Tra'Ce'e Tanner	2012-16	758
12.	Sharon Stewart	1984-88	757
13.	C.C. Hayden	1989-92	749
	Kendall Mago	1988-92	749
15.	Tasha Hamilton	1997-01	663
16.	Mae Ola Bolton	1984-88	653
17.	Marita Payne	2002-06	630
18.	Katie Frerking	2013-17	627
19.	Sherell Hobbs	2005-09	612
20.	Brenda Hill	1982-85	604
21.	Blanche Alverson	2009-13	602
22.	Ke'Ke Carrier	2005-10	600
23.	Angie Hannah	1978-82	588
24.	Linda Godby	1986-90	580
25.	Tyrese Tanner	2010-14	572
	Conswella Sparrow	1997-00	572
27.	Unique Thompson	2017-present	513
28.	Diann McNeil	1984-88	498
29.	Samantha Williams	1991-96	495
	Hasina Muhammad	2011-15	494

Auburn Individual & Team Records

Single Game

Points	41, Conswella Sparrow vs. South Alabama (Feb. 17, 1998)
Field Goals	17, Becky Jackson vs. UAB (1982-83)
Field Goal Attempts	34, Marianne Merritt vs. West Georgia (1975-76)
FG Percentage	1.000 (12-12), Laticia Morris vs. S. Alabama (Jan. 14, 1997)
3PT Field Goals	8, Tiffany Krantz vs. Troy State (Nov. 21, 1997)
3PT Field Goal Attempts	16, Brandy Montgomery at Marquette (Dec. 13, 2015)
3PT FG Pct.	1.000 (7-7), Tiffany Krantz vs. Vanderbilt (Jan. 29, 1997)
Free Throws	14, DeWanna Bonner vs. Tennessee (Jan. 25, 2009)
Free Throw Attempts	17, Becky Jackson vs. Iona (Dec. 13, 1980)
FT Percentage	1.000 (11-11), Conswella Sparrow vs. Georgia (Jan. 17, 1998)
	1.000 (11-11), Lori Nero vs. Missouri State (Mar. 17, 2000)
	1.000 (11-11), Sherell Hobbs vs. Stephen F. Austin (Jan. 3, 2009)
	1.000 (11-11), Janiah McKay vs. Texas A&M (Jan. 7, 2018)
Rebounds	26, Marianne Merritt vs. Montevallo (1975-76)
Assists	18, Martha Monk vs. Alabama State (1980-81)
Blocks	13, Marita Payne vs. Arkansas (Feb. 3, 2005)
Steals	10, Kristen Mulligan vs. NE Illinois (Dec. 18, 1992)
	10, Ruthie Bolton vs. Long Beach St. (April 1, 1988)
	10, Mae Ola Bolton vs. Kentucky (Feb. 3, 1987)

Season

Points	716, DeWanna Bonner (2008-09)
Scoring Average	21.9, Marianne Merritt (1975-76)
Field Goals	259, Tara Williams (1996-97)
	259, Angie Hannah (1980-81)
Field Goal Attempts	544, Tara Williams (1996-97)
Field Goal Percentage	.663 (222-335), Becky Jackson (1982-83)
3PT Field Goals	70, Tiffany Krantz (1996-97)
3PT Field Goal Attempts	197, Brandy Montgomery (2016-17)
3PT FG Percentage	.429 (48-112), Kristen Mulligan (1994-95)
Free Throws	218, DeWanna Bonner (2008-09)
Free Throw Attempts	258, DeWanna Bonner (2008-09)
Free Throw Percentage	.862 (25-59), Beth Bryant (1982-83)
Rebounds	401, Laretta Freeman (1992-93)
Rebounding Average	15.3, Marianne Merritt (1975-76)
Assists	294, Martha Monk (1980-81)
Assists Average	8.9, Martha Monk (1980-81)
Blocks	141, Marita Payne (2004-05)
Steals	114, Marianne Merritt (1975-76)
Double-Doubles	26, Laretta Freeman (1992-93)

Career

Points	2,162, DeWanna Bonner (2005-09)
Scoring Average	20.4, Marianne Merritt (1975-79)
Field Goals	864, Becky Jackson (1980-84)
	864, Vickie Orr (1985-89)
Field Goal Attempts	1,795, Marianne Merritt (1975-79)
Field Goal Percentage	.602, Becky Jackson (1980-1984)
3PT Field Goals	219, Alli Smalley (2007-11)
3PT Field Goal Attempts	688, Brandy Montgomery (2013-17)
3PT Field Goal Percentage	.415, Carolyn Jones (1988-91)
Free Throws	600, DeWanna Bonner (2005-09)
Free Throw Attempts	755, DeWanna Bonner (2005-09)
Free Throw Percentage	.810, Carolyn Jones (1988-91)
Rebounds	1,118, Becky Jackson (1980-84)
Rebounding Average	10.0, Marianne Merritt (1975-79)
Assists	603, Whitney Boddie (2005-09)
Assists Average	8.3, Martha Monk (1979-81)
Blocks	377, Marita Payne (2002-06)
Steals	282, Mae Ola Bolton (1985-88)
Double-Doubles	40, DeWanna Bonner (2005-09)

Triple-Doubles

Only three players ever at Auburn, male or female, have recorded a triple-double in a game, with two coming from the women's team: Marita Payne and Whitney Boddie. Payne recorded the first ever on Feb. 3, 2005 with 15 points, 12 rebounds and 13 blocks against Arkansas. Boddie followed up with one on Dec. 5, 2008 with 24 points, 11 rebounds and 12 assists against Sam Houston State.

Single Game

Points	119 vs. Sam Houston State (Dec. 5, 2008)
First Half Points	63 vs. Florida Southern (Jan. 17, 1987)
Second Half Points	64 vs. Jacksonville State (Jan. 19, 1999)
Points in a Quarter	32 (4Q) vs. Indiana (Nov. 27, 2016)
	32 (4Q) vs. Oklahoma (Dec. 2, 2018)
Field Goals	51 vs. Alabama State (Dec. 2, 1986)
Field Goal Attempts	97 vs. Georgia State (Dec. 5, 1987)
Field Goal Percentage	.672 (38-58) vs. North Carolina (Dec. 18, 1982)
3PT Field Goals	14 at Elon (Dec. 22, 2018)
3PT Field Goal Attempts	33 vs. Iowa State (Dec. 28, 2001)
3PT FG Percentage	.833 (5-6) vs. Charleston Southern (Nov. 23, 2001)
	.833 (5-6) at LSU (Feb. 1, 2009)
Free Throws	38 vs. Tuskegee (1976-77)
Free Throw Attempts	54 vs. Tuskegee (1976-77)
Free Throw Percentage	1.000 (16-16) vs. Texas A&M (Jan. 8, 2018)
Rebounds	79 vs. Eastern Kentucky (Nov. 25, 1989)
	79 vs. Alabama-Huntsville (Jan. 5, 1980)
Assists	38 vs. Georgia State (Dec. 5, 1987)
Blocks	17 vs. Alabama A&M (Nov. 19, 2009)
	17 vs. South Alabama (Feb. 23, 1994)
	17 vs. Lamar (Dec. 1, 1993)
Steals	24 vs. Tennessee State (Dec. 5, 2001)
	24 vs. East Carolina (Dec. 5, 2015)
Opponent Turnovers	45 vs. Puerto Rico-Mayaguez (Dec. 17, 2000)
Fewest Points	25 vs. Mercer (1971-72)
Fewest First Half Points	12 vs. Hampton (Dec. 30, 2014)
Fewest Second Half Points	10 vs. Mercer (1971-72)
Fewest Rebounds	17 vs. Vanderbilt (Feb. 4, 2016)
Fewest Assists	3 vs. Tennessee (Jan. 10, 2002)
Fewest Field Goals	12 vs. Vanderbilt (Dec. 18, 1994)
	12 vs. South Carolina (Feb. 16, 2006)
Fewest Field Goal Attempts	39 at Duke (Nov. 27, 2005)
Fewest Free Throws	0 vs. Georgia (Feb. 12, 1983)
Fewest Free Throw Attempts	4 vs. Northwestern (Dec. 12, 1990)
	4 vs. South Alabama (Feb. 20, 1991)
	4 at Kentucky (Feb. 3, 2011)
	4 at Kentucky (Jan. 17, 2016)
	4 vs. Texas A&M (Feb. 5, 2017)
	4 at Tennessee (Jan. 4, 2018)
Fewest Fouls	6 vs. Alabama State (Feb. 20, 1991)
Fewest Turnovers	5 at Alabama (Feb. 26, 2004)
	5 vs. Florida (Dec. 31, 2017)

Season

Points	2,945 in 1987-88
Scoring Average	87.1 in 1986-87
Field Goals	1,238 in 1987-88
Field Goal Attempts	2,468 in 1987-88
Field Goal Percentage	.524 (1,201-2,292) in 1986-87
3PT Field Goals	181 in 2016-17
3PT Field Goal Attempts	639 in 2016-17
3PT Field Goal Percentage	.406 (26-64) in 1987-88
Free Throws	572 in 1989-90
Free Throw Attempts	838 in 1989-90
Free Throw Percentage	.749 (519-693) in 1990-91
Rebounds	1,652 in 1987-88
Rebounding Average	47.2 in 1987-88
Rebounding Margin	+15.7 in 1987-88
Assists	674 in 1987-88
Blocks	207 in 2005-06
Steals	402 in 2012-13
Turnovers Forced	709 in 2016-17
Wins	32 in 1987-88/1988-89
Consecutive Wins	28 in 1988-89
Consecutive Home Wins	68 from 1986-91
Losses	18 in 1977-78/1978-79/2014-15

TIGERS' RECORD WHEN...

	2018-19	Under Coach Flo
At Home.....	9-5	70-34
On the Road.....	9-3	34-52
At a Neutral Site.....	2-0	18-13
When wearing white.....	7-5	68-28
When wearing orange.....	2-0	7-10
When wearing blue.....	9-3	41-57
When wearing pink.....	2-0	6-4
Leading at the half.....	16-3	96-21
Trailing at the half.....	4-4	26-72
Tied at the half.....	0-1	0-6
Scores 100+ points.....	0-0	0-0
Scores 90-99 points.....	3-0	6-0
Scores 80-89 points.....	5-0	25-1
Scores 70-79 points.....	7-0	36-6
Scores 60-69 points.....	3-7	37-25
Scores fewer than 60 points.....	2-1	16-67
Holds opponent to 41-50 points.....	4-0	30-3
Holds opponent to 31-40 points.....	1-0	7-0
Holds opponent to under 30 points.....	0-0	2-0
Force 25 or more turnovers.....	5-0	49-8
Shoots 50% FG or better.....	4-0	31-2
Shoots 40-49% FG.....	11-5	63-26
Shoots 39.9% or under FG.....	5-3	27-72
Holds opponent under 30% FG.....	3-0	25-2
Shoots higher FG% than opponent.....	14-1	98-21
Shoots lower FG% than opponent.....	6-7	24-73
Shoots same FG% as opponent.....	0-0	0-3
Shoots higher FT% than opponent.....	10-3	52-36
Shoots lower FT% than opponent.....	10-5	69-63
Shoots same FT% as opponent.....	0-0	0-1
Out-rebounds opponent.....	13-1	76-26
Out-rebounded by opponent.....	5-7	40-72
Tied in rebounds.....	2-0	5-2
Versus ranked opponent.....	1-6	5-47
In overtime.....	2-0	5-4
Games decided by 3 points or less.....	4-2	11-15
Games decided by 4-5 points.....	2-0	12-13
Games decided by 6-10 points.....	3-4	28-28
Games decided by 11-20 points.....	5-1	34-27
Games decided by 21-30 points.....	2-1	23-10
Games decided by 30+ points.....	4-0	14-6
On Television/Digital.....	17-6	62-67
In November.....	5-1	31-13
In December.....	7-0	38-8
In January.....	4-4	17-37
In February.....	4-3	23-29
In March.....	0-0	11-11

2018-19 Auburn Superlatives...

First Half

Most points scored in the first quarter.....	30, at St. Joseph's (12/6/18)
Most points scored in the second quarter.....	27, vs. Oklahoma (12/2/18)
Most points scored in the first half.....	51, at Elon (12/22/18)
Fewest points scored in the first half.....	19, vs. Georgia (2/3/19)
Fewest points allowed in the first half.....	12, vs. Alabama (2/17/19)
Most points allowed in the first half.....	43, at Missouri (1/27/19)
Best FG % in the first half.....	.575, at Elon (12/22/18)
Worst FG % in the first half.....	.285, at Ole Miss (1/31/19)
Best FG % by an opponent in the first half.....	.600, at Vanderbilt (1/17/19)
Worst FG % by an opponent in the first half.....	.150, vs. Alabama (2/17/19)
Most rebounds in the first half.....	29, at New Mexico (11/11/18)
Fewest rebounds in the first half.....	10, at Missouri (1/27/19) & vs. South Carolina (2/28/19)
Most rebounds by an opponent in the first half.....	24, vs. South Carolina (2/28/19)
Fewest rebounds by an opponent in the first half.....	10, vs. Nicholls State (11/9/18)

Second Half

Most points scored in the third quarter.....	27, vs. Nicholls State (11/9/18)
Most points scored in the fourth quarter.....	32, vs. Oklahoma (12/2/18)
Most points scored in an overtime period.....	17, vs. North Carolina (12/20/18)
Most points scored in the second half.....	53, vs. Grambling (11/6/18)
Fewest points scored in the second half.....	26, at Iowa State (11/13/18)
Fewest points allowed in the second half.....	25, at Elon (12/22/18) & at Florida (1/6/19)
Most points allowed in the second half.....	49, vs. Oklahoma (12/2/18)
Best FG % in the second half.....	.704, at Elon (12/22/18)
Worst FG % in the second half.....	.294, vs. Georgia (2/3/19)
Best FG % by an opponent in the second half.....	.625, at Vanderbilt (1/17/19)
Worst FG % by an opponent in the second half.....	.280, vs. Grambling (11/6/18)
Most rebounds in the second half.....	25, vs. Grambling (11/6/18)
Fewest rebounds in the second half.....	10, vs. Tennessee (1/3/19) & at Vanderbilt (1/17/19)
Most rebounds by an opponent in the second half.....	26, vs. Mississippi State (1/14/19)
Fewest rebounds by an opponent in the second half.....	9, at Elon (12/22/18)

Game

Most points scored.....	97, vs. Grambling (11/6/18)
Fewest points scored.....	58, vs. Missouri (2/24/19)
Most points allowed.....	85, vs. Mississippi State (1/14/19)
Fewest points allowed.....	38, vs. Alabama (2/17/19)
Best FG %.....	.633, at Elon (12/22/18)
Worst FG %.....	.303, vs. Georgia (2/3/19)
Best FG % by an opponent.....	.610, at Vanderbilt (1/17/19)
Worst FG % by an opponent.....	.233, vs. Alabama (2/17/19)
Most rebounds.....	53, vs. Grambling (11/6/18)
Fewest rebounds.....	24, vs. Mississippi State (1/14/19)
Most rebounds by an opponent.....	45, at Tennessee (2/14/19)
Fewest rebounds by an opponent.....	21, at Elon (12/22/18)

Miscellaneous

Highest-scoring quarter.....	32, 4Q vs. Oklahoma (12/2/18)
Lowest-scoring quarter.....	2, 1Q at Missouri (1/27/19)
Highest-scoring opponent quarter.....	28, 4Q vs. South Carolina (2/28/19)
Lowest-scoring opponent quarter.....	5, 2Q vs. Grambling (11/6/18), 1Q vs. Alabama State (12/29/18), 1Q vs. Alabama (2/17/19)
Largest margin in a single quarter.....	+21 (27-6), 2Q vs. Oklahoma (12/2/18)
Largest margin of victory.....	52, at Elon (12/22/18)
Smallest margin of victory.....	1, vs. Georgia (2/3/19)
Largest margin of defeat.....	26, vs. Mississippi State (1/14/19)
Smallest margin of defeat.....	2, vs. Texas A&M (1/24/19)
Largest halftime lead.....	32, at Elon (12/22/18)
Smallest halftime lead.....	3, at New Mexico (11/11/18) & at Ole Miss (1/31/19)
Times tied at halftime.....	1 - 35-35 vs. Tennessee (1/3/19)
Largest halftime deficit.....	20, at Missouri (1/27/19)
Smallest halftime deficit.....	1, vs. Coastal Carolina (12/18/18)
Largest rebounding margin.....	+27, vs. Grambling (11/6/18)
Smallest rebounding margin.....	+1, vs. Louisiana-Lafayette (11/25/18); at XULA (11/28/18); vs. Georgia (2/3/19)
Last time tied in rebounding.....	30-30, at St. Joseph's (12/6/18)
Largest rebounding deficit.....	-19, vs. Mississippi State (1/14/19)
Smallest rebounding deficit.....	-2, vs. Samford (12/16/18)
Largest deficit overcome to win game.....	20, at Vanderbilt (1/17/19)
Largest lead lost.....	15, at Iowa State (11/13/18)

MISCELLANEOUS STATISTICS

Double-Doubles	Season	Career
Unique Thompson	12	19
Janiah McKay	1	2

30+ Point Games

20+ Point Games	Season	Career
Janiah McKay	6	23
Daisa Alexander	5	11
Unique Thompson	3	6
Brooke Moore	1	1

10+ Rebound Games

10+ Assist Games	Season	Career
Janiah McKay	1	2

5+ Steal Games	Season	Career
Crystal Primm	3	3
Janiah McKay	1	6
Daisa Alexander	1	2
Erica Sanders	0	1

5+ Block Games

5+ Block Games	Season	Career
Unique Thompson	0	1

GAMES LED AUBURN IN...

Scoring	Season	Career
Janiah McKay	11	39
Daisa Alexander	9	16
Unique Thompson	8	13
Robyn Benton	1	1
Emari Jones	1	1
Brooke Moore	1	1
Crystal Primm	1	1

Rebounding	Season	Career
Unique Thompson	25	44
Daisa Alexander	2	4
Crystal Primm	2	2
Erin Howard	1	1
Emari Jones	0	3
Abigail Jackson	0	2
Janiah McKay	0	2
Erica Sanders	0	2

Assists	Season	Career
Janiah McKay	15	72
Daisa Alexander	5	6
Erica Sanders	2	7
Unique Thompson	2	4
Emari Jones	1	2
Erin Howard	1	1
Crystal Primm	1	1

(includes games where lead was shared)

2018-19 DOUBLE-DOUBLES

- Unique Thompson vs. Grambling (14 pts, 13 reb)
- Janiah McKay vs. Grambling (16 pts, 10 ast)
- Unique Thompson at New Mexico (19 pts, 19 reb)
- Unique Thompson at Iowa State (19 pts, 14 reb)
- Unique Thompson vs. UL-Lafayette (16 pts, 13 reb)
- Unique Thompson vs. Oklahoma (14 pts, 17 reb)
- Unique Thompson vs. North Carolina (21 pts, 18 reb)
- Unique Thompson vs. Tennessee (19 pts, 12 reb)
- Unique Thompson at Vanderbilt (16 pts, 13 reb)
- Unique Thompson at Ole Miss (20 pts, 12 reb)
- Unique Thompson at Arkansas (13 pts, 12 reb)
- Unique Thompson at Tennessee (12 pts, 13 reb)
- Unique Thompson vs. South Carolina (11 pts, 11 reb)

Last Time an Auburn Team...

- Scored 90 points Auburn 96, Elon 44, in Elon, N.C. (Dec. 22, 2018)
- Scored 100 points Auburn 119, Sam Houston State 54, in Auburn, Ala. (Dec. 5, 2008)
- Scored 100 points in an SEC game Auburn 102, Tennessee 96, SEC Tournament in Albany, Ga. (Mar. 6, 1987)
- Scored 100 at home Auburn 119, Sam Houston State 54, in Auburn, Ala. (Dec. 5, 2008)
- Scored 80 points and lost Virginia Tech 92, Auburn 87 [OT] in Auburn, Ala. (Dec. 18, 2016)
- Scored 90 points and lost Kentucky 91, Auburn 90 [2OT], in Auburn, Ala. (Feb. 2, 1986)
- Scored 100 points and lost Never
- Scored 110+ points Auburn 119, Sam Houston State 54, in Auburn, Ala. (Dec. 5, 2008)
- Scored 50-59 points in a half 51 - 1st half at Elon in Elon, N.C. (Dec. 22, 2018)
- Scored 60 or more points in a half 62 (2nd half) - vs. Drake in New Orleans, La. (Dec. 21, 2016)
- Scored 30 or more points in a quarter 30 (1st quarter) - at St. Joseph's in Philadelphia, Pa. (Dec. 6, 2018)
- Scored 50 points or less in a game 48 - at Kentucky in Lexington, Ky. (Feb. 1, 2018)
- Scored 50 points or less and won Auburn 47, Missouri 45 [SEC] in Jacksonville, Fla. (March 3, 2016)
- Scored 40 points or less in a game Georgia 63, Auburn 30, in Athens, Ga. (Jan. 28, 2016)
- Scored less than 10 points in a quarter 8 points (1st quarter) vs. South Carolina in Auburn, Ala. (Feb. 28, 2019)
- Scored less than 20 points in a 1st half 19 points vs. Georgia in Auburn, Ala. (Feb. 3, 2019)
- Scored less than 20 points in a 2nd half 18 points vs. Missouri [SEC] in Jacksonville, Fla. (March 3, 2016)
- Had 35+ rebound margin 36 - (52-16) vs. Alabama A&M in Normal, Ala. (Nov. 19, 2013)
- Had 25+ rebound margin 33 - (53-26) vs. Grambling State in Auburn, Ala. (Nov. 6, 2018)
- Had 20+ rebound margin 33 - (53-26) vs. Grambling State in Auburn, Ala. (Nov. 6, 2018)
- Attempted 30 free throws 36 - vs. Alabama State in Auburn, Ala. (Dec. 29, 2018)
- Attempted 35 free throws 36 - vs. Alabama State in Auburn, Ala. (Dec. 29, 2018)
- Attempted 40 free throws 41 - vs. Alabama State in Auburn, Ala. (Nov. 15, 2006)
- Attempted 5 free throws or less 5 - at Tennessee in Knoxville, Tenn. (Feb. 14, 2019)
- Did not attempt a free throw Never
- Made 20 free throws 22 - vs. Kentucky (22-29) in Auburn, Ala. (Feb. 7, 2019)
- Made 25 free throws 29 - vs. Alabama State (29-36) in Auburn, Ala. (Dec. 29, 2018)
- Made 30 free throws 31 - vs. Northwestern State (31-43) (Dec. 30, 2003)
- Had 25 assists 25 - vs. Ole Miss in Auburn, Ala. (Jan. 8, 2017)
- Had 25 turnovers 25 - at Kentucky in Lexington, Ky. (Feb. 1, 2018)
- Had 10 turnovers or less 10 - vs. South Carolina in Auburn, Ala. (Feb. 28, 2019)
- Had 25+ steals Never
- Had 20-24 steals 21 - vs. Georgia in Auburn, Ala. (Feb. 3, 2019)
- Had 15-19 steals 15 - vs. Mississippi State in Auburn, Ala. (Jan. 14, 2019)
- Had 10-14 blocks 10 - vs. Louisiana Tech in Auburn, Ala. (Nov. 19, 2017)
- Had 15+ blocks 15 - at Florida International in Miami, Fla. (Dec. 29, 2014)
- Won an overtime game Auburn 59, Georgia 58 [1OT] in Auburn, Ala. (Feb. 3, 2019)
- Lost an overtime game Alabama 63, Auburn 61 [1OT] in Auburn, Ala. (Feb. 20, 2017)
- Played a double overtime game Auburn 70, Alabama 65 [2OT] in Auburn, Ala. (Feb. 27, 2014)
- Played three or more overtimes Never
- Shot 70% for a half 70.4% (19-of-27), 2nd half at Elon in Elon, N.C. (Dec. 22, 2018)
- Shot 60% for a game 63.3% (38-of-60) at Elon in Elon, N.C. (Dec. 22, 2018)
- Shot less than 30% for a game 27.6% (21-of-76) vs. Missouri in Auburn, Ala. (Feb. 15, 2018)
- Shot 90-99.9% from the free throw line (minimum 10 attempts) 92.3% (12-of-13) vs. Nicholls State in Auburn, Ala. (Nov. 9, 2018)
- Shot 100% from the free throw line (minimum 10 attempts) 100% (16-of-16) vs. Texas A&M in Auburn, Ala. (Jan. 7, 2018)
- Shot 50% on 3-pointers (minimum 5 attempts) 50.0% (6-of-12) at Missouri in Columbia, Mo. (Jan. 27, 2019)
- Shot 20-30% in a half 30.0% (9-of-30), 1st half vs. South Carolina in Auburn, Ala. (Feb. 3, 2019)
- Shot less than 20% in a half 18.4% (7-of-38), 1st half vs. Missouri in Auburn, Ala. (Feb. 15, 2018)
- Shot 55% or better and lost 58.1% (25-of-43) vs. Tennessee (Jan. 20, 2005)
- Made at least 10 3-point field goals 10-of-35 vs. Alabama State in Auburn, Ala. (Dec. 29, 2018)
- Failed to make a 3-point field goal 0-of-5 vs. Southern in Auburn, Ala. (Dec. 9, 2017)
- Had 60+ rebounds 61 - vs. Stephen F. Austin in Auburn, Ala. (Dec. 17, 2007)
- Had 50-59 rebounds 53 - vs. Grambling State in Auburn, Ala. (Nov. 6, 2018)
- Defeated a Top-25 opponent Auburn 58, #25 Missouri 54, in Auburn, Ala. (Feb. 24, 2019)
- Defeated a Top-10 opponent Auburn 66, #7 Kentucky 61, in Auburn, Ala. (Jan. 3, 2016)
- Defeated a Top-25 opponent on the road Auburn 68, #16 Vanderbilt 62, in Nashville, Tenn. (Feb. 13, 2014)

Last Time an Auburn Player...

- Scored 25 points 25 - Janiah McKay at Mississippi State in Starkville, Miss. (Feb. 22, 2018)
- Scored 30 points 32 - Katie Frerking at Texas A&M in College Station, Texas (Feb. 5, 2017)
- Scored 35 points 35 - DeWanna Bonner vs. Tennessee in Auburn, Ala. (Jan. 25, 2009)
- Scored 40 points 41 - Conswella Sparrow vs. South Alabama (Feb. 17, 1998)
- Had 10+ rebounds 11 - Unique Thompson vs. South Carolina in Auburn, Ala. (Feb. 28, 2019)
- Had 15+ rebounds 18 - Unique Thompson vs. North Carolina in Myrtle Beach, S.C. (Dec. 20, 2018)
- Had 20 rebounds 20 - Monique Morehouse at LSU (Feb. 4, 1995)
- Had 10 assists 10 - Janiah McKay vs. Grambling State (Nov. 6, 2018)
- Had 15 assists 18 - Martha Monk vs. Alabama State (Feb. 18, 1981)
- Had 5 blocks 6 - Unique Thompson vs. Louisiana Tech in Auburn, Ala. (Nov. 19, 2017)
- Had 7 blocks 7 - Jassany Williams vs. Duke (Nov. 18, 2011)
- Had 10 blocks 13 - Marita Payne vs. Arkansas (Feb. 3, 2005)
- Had 5 steals 6 - Crystal Primm vs. Kentucky in Auburn, Ala. (Feb. 7, 2019)
- Had 8 steals 8 - Brandy Montgomery vs. East Carolina in Auburn, Ala. (Dec. 5, 2015)
- Had 10 steals 13 - Kristen Mulligan vs. Northeast Illinois in Auburn, Ala. (Dec. 18, 1992)
- Made 10 field goals 10 - Unique Thompson [10-18] vs. North Carolina in Myrtle Beach, S.C. (Dec. 20, 2018)
- Made 15 field goals 15 - Conswella Sparrow (15-16) vs. South Alabama (Feb. 17, 1998)
- Attempted 20 field goals 20 - Daisa Alexander vs. South Carolina in Auburn, Ala. (Feb. 28, 2019)
- Attempted 25 field goals 28 - Brandy Montgomery (8-28) at Marquette in Milwaukee, Wis. (Dec. 13, 2015)
- Made 5 three-point field goals 5 - Brooke Moore vs. Alabama State in Auburn, Ala. (Dec. 29, 2018)
- Made 8 three-point field goals 8 - Tiffany Krantz vs. Troy State in Auburn, Ala. (Nov. 21, 1997)
- Attempted 10 three-point field goals 10 - Daisa Alexander at Tennessee in Knoxville, Tenn. (Feb. 14, 2019)
- Attempted 15 three-point field goals 16 - Brandy Montgomery at Marquette in Milwaukee, Wis. (Dec. 13, 2015)
- Made 10 free throws 11 - Janiah McKay vs. South Carolina in Auburn, Ala. (Feb. 28, 2019)
- Made 15 free throws Never
- Shot 100% at the free throw line (min. 10 attempts) 11-11 - Janiah McKay vs. Texas A&M in Auburn, Ala. (Jan. 7, 2018)

SEC PRESEASON POLL (Media Vote)**Order of Finish**

- Mississippi State
- South Carolina
- Tennessee
- Georgia
- Missouri
- Texas A&M
- Kentucky
- Auburn
- LSU
- Alabama
- Arkansas
- Florida
- Vanderbilt
- Ole Miss

Player of the Year

Teaira McCowan, Mississippi State

All-SEC Team

Caliya Robinson, Georgia
 Anriel Howard, Mississippi State
 Teaira McCowan, Mississippi State
 Sophie Cunningham, Missouri
 Alexis Jennings, South Carolina
 Renna Davis, Tennessee
 Chennedy Carter, Texas A&M

SEC PRESEASON POLL (Coaches' Vote)**Order of Finish**

- Mississippi State
- South Carolina
- Georgia
- Tennessee
- Missouri
- Texas A&M
- Kentucky
- Auburn
- LSU
- Alabama
- Arkansas
- Florida
- Vanderbilt
- Ole Miss

Player of the Year

Teaira McCowan, Mississippi State

All-SEC First Team

Caliya Robinson, Georgia
 Maci Morris, Kentucky
 Anriel Howard, Mississippi State
 Teaira McCowan, Mississippi State
 Sophie Cunningham, Missouri
 Tyasha Harris, South Carolina
 Renna Davis, Tennessee
 Chennedy Carter, Texas A&M

All-SEC Second Team

Malica Monk, Arkansas
 Jannah McKay, Auburn
 Unique Thompson, Auburn
 Taylor Murray, Kentucky
 Ayana Mitchell, LSU
 Shandricka Sessom, Ole Miss
 Amber Smith, Missouri
 Alexis Jennings, South Carolina
 Evina Westbrook, Tennessee

Had a double-double..... Unique Thompson (11 pts/11 reb) vs. South Carolina in Auburn, Ala. (Feb. 28, 2019)
 Had 2 consecutive double-doubles Unique Thompson: 13/12 at Arkansas, 13/12 at Tennessee (Feb. 10-14, 2019)
 Had 3 consecutive double-doubles..... Unique Thompson: 19/19 at UNM; 19/14 at Iowa St., 16/13 vs. ULL (Nov. 11-25, 2018)
 Had 4 consecutive double-doubles DeWanna Bonner: vs. SC, at OM, at UGA, vs. Vandy (Feb. 17-28, 2008)
 Had 5 consecutive double-doubles..... Le'Coë Willingham: vs. ALA, at ARK, vs. MSU, at UT, at UK (Jan. 22-Feb. 5, 2004)
 Had a double-double at halftime Unique Thompson (16 pts/10 rebs) at Iowa State in Ames, Iowa (Nov. 13, 2018)
 Two players had a double-double Unique Thompson (14 p/13 r) & Jannah McKay (16 p/10 a) vs. Grambling State (Nov. 6, 2018)
 Recorded a double-double with points and assists Jannah McKay (16 pts/10 assists) vs. Grambling State (Nov. 6, 2018)
 Scored 20 points & had 20 rebounds Lauretta Freeman (30 pts/21 rebs.) vs. Alabama. (Feb. 17, 1993)
 Had a triple-double..... Whitney Boddie (24 pts./11 rebs./12 ast.) vs. Sam Houston State (Dec. 5, 2008)
 Two players scored 20 points Jannah McKay (21) and Unique Thompson (21) vs. North Carolina in Myrtle Beach, S.C. (Dec. 20, 2018)
 Two players scored 30 points Laticia Morris (33 points) & Tara Williams (30 points) vs. South Alabama (Jan. 14, 1997)
 Had 2 straight 25-point games Jannah McKay: 27 at South Carolina, 26 vs. Arkansas (Jan. 11-14, 2018)
 Had 3 straight 25-point games Jannah McKay: 25 pts vs. Texas A&M, 27 pts at South Carolina, 26 pts vs. Arkansas (Jan. 7-14, 2018)
 Zero players scored in double figures at Georgia in Athens, Ga. (Jan. 28, 2016)
 Only one player scored in double figures Daisa Alexander (22) at Georgia in Athens, Ga. (Jan. 21, 2018)
 Five players scored in double figures Thompson (19), Primm (16), Alexander (13), Howard (11), McKay (10) vs. Tennessee (Jan. 3, 2019)
 Six players scored in double figures McKay/Benton (16), Primm (15), Thompson (14), Alexander/Jones (13) vs. Grambling (Nov. 6, 2018)
 Seven players scored in double figures Carrier (19 pts.), Bonner (18 pts.), Smalley (16 pts.), Boddie (13 pts.)
 R. Hobbs (13 pts.), Hilliard (13 pts.) & S. Hobbs (10 pts.) vs. Sam Houston State (Dec. 5, 2008)
 Two players had 10 rebounds Unique Thompson (13) and Emari Jones (10) vs. Louisiana-Lafayette in Auburn, Ala. (Nov. 25, 2018)
 Three players had 10 rebounds Jordan Greenleaf (12 rebs.), DeWanna Bonner (12 rebs.) & Whitney Boddie (10 rebs.)
 vs. Oakland (Nov. 21, 2007)
 Played every minute..... Jordan Greenleaf (40 mins.) vs. Florida in Duluth, Ga. [SEC] (Mar. 4, 2010)
 Played 40 or more minutes in OT game Unique Thompson (43 mins.) vs. Georgia in Auburn, Ala. (Feb. 3, 2019)
 Attempted a slam dunk Hasina Muhammad vs. St. John's in Auburn, Ala. (Dec. 6, 2013)
 Made a shot from half-court or beyond Brooke Moore (2nd quarter) vs. Alabama State in Auburn, Ala. (Dec. 29, 2018)

Last Time an Auburn Opponent...

Shot less than 30% in a game (SEC) Alabama - 23.3% (10-of-43) in Auburn, Ala. (Feb. 17, 2019)
 Shot less than 30% in a game (Non-conf) Alabama State - 29.8% (14-of-47) in Auburn, Ala. (Dec. 29, 2018)
 Shot 60% in a game Vanderbilt - 61.0% in Nashville, Tenn. (Jan. 17, 2019)
 Scored 90 points Virginia Tech 92, Auburn 87 [OT] in Auburn, Ala. (Dec. 18, 2016)
 Scored 100 points Georgia 102, Auburn 72 in Athens, Ga. (Mar. 3, 1984)
 Scored 100 points at Auburn Tuskegee 105, Auburn 98 (2OT) (Feb. 12, 1979)
 Scored 100 points and Lost Never
 Had 25+ rebound margin Never
 Had a 20+ rebound margin 20 - Alabama (56-36) in Auburn, Ala. (Feb. 20, 2017)
 Scored less than 10 points in a quarter 9 - Missouri (1st/4th quarters) in Auburn, Ala. (Feb. 24, 2019)
 Scored less than 10 points in all four quarters Winthrop (9-8-8-8) in Auburn, Ala. (Dec. 16, 2015)
 Scored 30 or more points in a quarter 30 - South Carolina (1st quarter) in Columbia, S.C. (Jan. 11, 2018)
 Scored less than 10 points in a half 8 - Jacksonville (1st half) in Auburn, Ala. (Dec. 28, 2016)
 Scored less than 20 points in a 1st half 12 - Alabama in Auburn, Ala. (Feb. 17, 2019)
 Scored less than 20 points in a 2nd half 19 - Florida in Auburn, Ala. (Dec. 31, 2017)
 Had 50 rebounds 56 - Alabama in Auburn, Ala. (Feb. 20, 2017)
 Had 25 assists 25 - Florida International in Miami, Fla. (Dec. 19, 1993)
 Had 25-29 turnovers 28 - Georgia in Auburn, Ala. (Feb. 3, 2019)
 Had 30-34 turnovers 30 - XULA in Auburn, Ala. (Dec. 28, 2017)
 Had 35+ turnovers 35 - ULM in Auburn, Ala. (Nov. 27, 2017)
 Had 15 steals 15 - East Carolina in Auburn, Ala. (Dec. 5, 2015)
 Had 10 blocks 11 - at Baylor [NCAA] in Waco, Texas (March 20, 2016)
 Failed to make a 3-point field goal LSU (0-6) in Baton Rouge, La. (Feb. 1, 2016)
 Attempted 35 free throws 35 - Florida in Gainesville, Fla. (Feb. 28, 2016)
 Made 30 free throws 30 - Arkansas (Jan. 22, 1995)
 Made 10 three-point field goals 11 - Kentucky (11-20) in Auburn, Ala. (Feb. 7, 2019)
 Made 15 three-point field goals 18 - Missouri in Columbia, Mo. (Jan. 6, 2013)
 Scored 41-50 points in a game 50 - Alabama State in Auburn, Ala. (Dec. 29, 2018)
 Scored 31-40 points in a game 38 - Alabama in Auburn, Ala. (Feb. 17, 2019)
 Scored 30 points or less 26 - Georgia in Athens, Ga. (Feb. 22, 2015)
 Scored 25 points or less 25 - Puerto Rico Mayaguez (Dec. 17, 2000)

Last Time an Opposing Player...

Scored 30+ points (non-conference) 30 - Nina Davis of Baylor [NCAA] in Waco, Texas (March 20, 2016)
 Scored 30+ points (SEC) 41 - Chelsea Dungee of Arkansas in Fayetteville, Ark. (Feb. 10, 2019)
 Scored 35+ points 41 - Chelsea Dungee of Arkansas in Fayetteville, Ark. (Feb. 10, 2019)
 Attempted 25 field goals 27 - Jantel Lavender (9-27) of Ohio State (Nov. 23, 2008)
 Scored 20 points & had 20 rebounds Young of Baylor in the WNIT Championship Game, (20 pts./25 rebs.) (Apr. 4, 2003)
 Two players scored 20 points Meme Jackson (27) and Renna Davis (23) of Tennessee in Auburn, Ala. (Jan. 3, 2019)
 Three players scored 20 points by LSU in Baton Rouge, Chatman (22 pts), Johnson (21 pts) & Lowery (20 pts) (Jan. 12, 1991)
 Five players scored in double figures Lorenzen (10), Needles (11), Lewis (10), Williams (11), Copeland (12) of Florida (Jan. 4, 2015)
 Six players scored in double figures Williams (10), Lewis (13), Bonds (18), Peoples (10), Miller (12), Svetle (12) of Florida (Jan. 26, 2014)
 Recorded a double-double Alexis Jennings (10 pts/15 reb) of South Carolina in Auburn, Ala. (Feb. 28, 2019)
 Recorded a double-double with points and assists Tyasha Harris (12 pts/11 ast) of South Carolina in Columbia, S.C. (Jan. 11, 2018)
 Recorded a triple-double Ceira Ricketts (14 pts./13 rebs./12 ast.) of Arkansas (Jan. 18, 2009)
 Two players recorded a double-double C. Green (16 pts/11 reb) & Davis (15 pts/10 reb) of Tennessee in Knoxville, Tenn. (Feb. 14, 2019)
 Committed 10+ turnovers 12 - Amber Dixon of Louisiana Tech in Auburn, Ala. (Nov. 19, 2017)
 Had 15-19 rebounds 15 - by N'dea Jones of Texas A&M in Auburn, Ala. (Jan. 24, 2019)
 Had 20+ rebounds 20 - Caitlyn Ramirez of Troy in Auburn, Ala. (Nov. 11, 2016)
 Had 10 assists 10 - Tyasha Harris of South Carolina in Auburn, Ala. (Feb. 28, 2019)
 Had 15 assists 16 - Cindy McMahan of Alabama-Huntsville (Nov. 24, 1980)
 Had 5 blocks 5 - Ashley Knight of Alabama in Tuscaloosa, Ala. (Feb. 18, 2018)
 Had 10 blocks Never
 Had 5 steals 6 - Taylor Murray of Kentucky in Auburn, Ala. (Feb. 7, 2019)
 Made 15 field goals 15 - Chamique Holdslaw (15-21) of Tennessee (Feb. 1, 1998)
 Made 10 3-point field goals 11 - Morgan Eye (11-18) of Missouri in Columbia, Mo. (Jan. 6, 2013)

2018-19 Auburn Individual Highs...**First Half**

Points..... 16, Unique Thompson at Iowa State (11/13/18)
 Field Goals Made..... 6, 4x; last, Unique Thompson at Vanderbilt (1/17/19)
 Field Goal Attempts..... 11, Daisa Alexander at Tennessee (2/14/19)
 3-Point Field Goals Made 3, 5x; last, Daisa Alexander at Tennessee (2/14/19)
 3-Point Field Goal Attempts 8, Emari Jones vs. Coastal Carolina (12/18/18)
 Free Throws Made 6, Janiah McKay at New Mexico (11/11/18)
 Free Throws Attempted 8, Janiah McKay at New Mexico (11/11/18)
 Rebounds 11, 2x; last, Unique Thompson vs. Oklahoma (12/2/18)
 Assists 5, 2x; last, Janiah McKay vs. Nicholls State (11/9/18)
 Blocked Shots..... 2, 4x; last, Erin Howard at Arkansas (2/10/19)
 Steals 4, Crystal Primm vs. Mississippi State (1/14/19)

Second Half

Points..... 17, Brooke Moore vs. Alabama State (12/29/18)
 Field Goals Made..... 6, 3x; last, Daisa Alexander at Florida (1/6/19)
 Field Goal Attempts..... 11, 3x; last, Daisa Alexander at Tennessee (2/14/19)
 3-Point Field Goals Made 3, 4x; last, Brooke Moore vs. Mississippi State (1/14/19)
 3-Point Field Goal Attempts 8, Brooke Moore vs. Alabama State (12/29/18)
 Free Throws Made 9, Janiah McKay at St. Joseph's (12/6/18)
 Free Throws Attempted 10, 2x; last, Crystal Primm vs. Coastal Carolina (12/18/18)
 Rebounds 11, Unique Thompson vs. UL-Lafayette (11/25/18)
 Assists 6, Janiah McKay vs. South Carolina (2/28/19)
 Blocked Shots..... 2, 5x; last, Howard/Jackson vs. Alabama State (12/29/18)
 Steals 5, Crystal Primm vs. Nicholls State (11/9/18)

Game

Points..... 23, 2x; last, Janiah McKay at Missouri (1/27/19)
 Field Goals Made..... 10, Unique Thompson vs. North Carolina (12/20/18)
 Field Goal Attempts..... 22, Daisa Alexander at Tennessee (2/14/19)
 3-Point Field Goals Made 5, 2x; last, Brooke Moore vs. Alabama State (12/29/18)
 3-Point Field Goal Attempts 13, Brooke Moore vs. Alabama State (12/29/18)
 Free Throws Made 11, Janiah McKay vs. South Carolina (2/28/19)
 Free Throws Attempted 14, Janiah McKay vs. South Carolina (2/28/19)
 Rebounds 19, Unique Thompson at New Mexico (11/11/18)
 Assists 10, Janiah McKay vs. Grambling (11/6/18)
 Blocked Shots..... 3, 3x; last, Erin Howard at Arkansas (2/10/19)
 Steals 7, Crystal Primm vs. Mississippi State (1/14/19)

2018-19 Auburn Team Highs...**First Half**

Points..... 51 at Elon (12/22/18)
 Field Goals Made..... 19 at Elon (12/22/18)
 Field Goal Attempts..... 41 vs. North Carolina (12/20/18)
 3-Point Field Goals Made 7 at Elon (12/22/18)
 3-Point Field Goal Attempts 17 vs. CCU (12/18/18) & vs. Alabama State (12/29/18)
 Free Throws Made 15 at New Mexico (11/11/18)
 Free Throws Attempted 20 at New Mexico (11/11/18)
 Rebounds 29 at New Mexico (11/11/18)
 Assists 12, 2x; last at XULA (11/28/18)
 Blocked Shots..... 3, 3x; last vs. Alabama State (12/29/18)
 Steals 9 vs. North Carolina (12/20/18) & vs. Alabama State (12/29/18)

Second Half

Points..... 53 vs. Grambling (11/6/18)
 Field Goals Made..... 22 vs. Grambling (11/6/18)
 Field Goal Attempts..... 41 vs. Nicholls State (11/9/18)
 3-Point Field Goals Made 7 vs. Oklahoma (12/2/18) & at Elon (12/22/18)
 3-Point Field Goal Attempts 18 vs. Alabama State (12/29/18)
 Free Throws Made 16 vs. CCU (12/18/18) & vs. Alabama State (12/29/18)
 Free Throws Attempted 22 vs. Coastal Carolina (12/18/18) & vs. Kentucky (2/7/19)
 Rebounds 25 vs. Grambling (11/6/18)
 Assists 16 vs. Grambling (11/6/18)
 Blocked Shots..... 6 vs. Alabama State (12/29/18)
 Steals 14 vs. Georgia (2/3/19)

Game

Points..... 97 vs. Grambling (11/6/18)
 Field Goals Made..... 38 vs. Grambling (11/6/18) & at Elon (12/22/18)
 Field Goal Attempts..... 85 vs. North Carolina (12/20/18)
 3-Point Field Goals Made 14 at Elon (12/22/18)
 3-Point Field Goal Attempts 35 vs. Alabama State (12/29/18)
 Free Throws Made 29 vs. Alabama State (12/29/18)
 Free Throws Attempted 36 vs. Alabama State (12/29/18)
 Rebounds 53 vs. Grambling (11/6/18)
 Assists 24 vs. Grambling (11/6/18)
 Blocked Shots..... 9 vs. Alabama State (12/29/18)
 Steals 21 vs. Georgia (2/3/19)
 Turnovers Forced..... 29 vs. Samford (12/16/18)

Specialty Statistics (Auburn-Opponent)

Opponent	Points in the Paint	Points off Turnovers	2nd-Chance Points	Fast-Break Points	Bench Points
Grambling	44-22	28-19	28-9	15-12	26-15
Nicholls State	36-22	29-11	11-2	12-6	17-10
at New Mexico	40-24	16-12	18-11	11-26	12-20
at Iowa State	20-26	19-19	7-14	2-2	5-7
Louisiana-Lafayette	32-24	27-17	7-12	12-4	22-18
at Xavier (La.)	32-20	27-16	16-11	8-2	20-32
Oklahoma	40-30	25-10	11-11	16-6	26-17
at St. Joseph's	36-26	20-4	5-7	14-7	14-22
Samford	26-22	30-3	12-3	6-4	15-24
vs. Coastal Carolina	32-34	30-14	20-20	6-2	19-29
vs. North Carolina	42-26	38-16	24-13	2-6	13-25
at Elon	40-16	27-7	18-7	12-0	41-17
Alabama State	22-18	34-5	18-14	8-6	49-22
Tennessee	34-32	20-13	19-14	2-12	0-3
at Florida	30-14	31-12	5-7	6-4	6-21
at Alabama	42-26	28-18	6-11	8-2	12-3
Mississippi State	20-44	20-15	11-18	13-12	19-27
at Vanderbilt	38-26	24-17	19-7	4-2	13-4
Texas A&M	34-28	26-13	9-13	6-2	14-0
at Missouri	26-16	20-1	10-6	0-0	13-7
at Ole Miss	28-20	15-7	14-15	4-0	9-9
Georgia	28-24	22-11	19-11	2-11	4-17
Kentucky	36-20	22-14	6-7	8-12	17-20
at Arkansas	42-16	20-13	17-13	8-2	15-17
at Tennessee	32-32	12-13	11-16	10-10	9-2
Alabama	26-12	26-9	13-3	2-2	30-9
Missouri	16-30	17-4	6-10	0-2	4-7
South Carolina	32-34	11-13	11-14	4-4	2-23
TOTALS	910-684	644-312	371-299	201-160	446-427
Averages	32.5-24.1	23.0-11.1	13.3-10.7	7.2-5.7	15.9-15.3

Lead-Deficit Comparison

Opponent	Largest Lead	Largest Deficit	Lead Changes	Ties	Result
Grambling	49 (4th, 0:09)	4 (1st, 8:38)	1	0	W, 97-48
Nicholls State	29 (4th, 6:21)	--	0	0	W, 80-59
at New Mexico	8 (2nd, 8:50)	4 (2nd, 1:14)	15	16	W, 79-76
at Iowa State	15 (2nd, 2:26)	10 (4th, 2:21)	1	2	L, 64-67
Louisiana-Lafayette	16 (4th, 6:20)	--	0	0	W, 71-59
at Xavier (La.)	20 (4th, 5:26)	2 (1st, 9:34)	1	2	W, 77-58
Oklahoma	22 (3rd, 8:09)	8 (1st, 1:21)	3	1	W, 95-79
at St. Joseph's	16 (1st, 0:30)	2, (1st, 8:19)	4	1	W, 81-70
Samford	34 (4th, 9:50)	--	0	0	W, 73-46
vs. Coastal Carolina	8 (4th, 2:32)	7 (2nd, 5:34)	17	7	W, 84-78
vs. North Carolina	11 (3rd, 5:37)	5 (2nd, 9:42)	7	6	W, 86-81 (OT)
at Elon	54 (4th, 0:20)	--	0	0	W, 96-44
Alabama State	37 (4th, 1:14)	--	0	0	W, 83-50
Tennessee	3 (1st, 9:14)	9, (4th, 0:09)	9	8	L, 69-78
at Florida	11 (4th, 0:11)	8 (3rd, 7:32)	10	5	W, 64-56
at Alabama	15 (2nd, 2:35)	2 (1st, 5:34)	2	2	W, 66-56
Mississippi State	--	27 (4th, 5:49)	0	2	L, 59-85
at Vanderbilt	2 (4th, 0:09)	20 (3rd, 7:56)	3	3	W, 72-70
Texas A&M	8 (2nd, 1:51)	11 (4th, 5:58)	6	4	L, 67-69
at Missouri	--	29 (3rd, 4:39)	0	0	L, 65-74
at Ole Miss	22 (4th, 4:39)	1 (2nd, 9:11)	1	4	W, 64-51
Georgia	2 (2nd, 9:13)	13 (4th, 9:43)	11	10	W, 59-58 (OT)
Kentucky	2 (1st, 9:36)	16 (2nd, 5:21)	3	0	L, 68-78
at Arkansas	17 (3rd, 8:29)	5 (1st, 7:44)	8	5	W, 75-72
at Tennessee	7 (2nd, 1:00)	13, (4th, 4:18)	5	5	L, 62-73
Alabama	39 (3rd, 1:44)	--	0	0	W, 77-38
Missouri	8 (2nd, 2:12)	7 (3rd, 0:14)	5	11	W, 58-54
South Carolina	2 (4th, 6:58)	15 (2nd, 1:07)	2	2	L, 66-73

Comparison Statistics (Auburn/Opponent)

Opponent	1st	2nd	Score	Mar	Total FG	FG Pct	3-Pointers	3FG Pct	Free Throws	FT Pct	Reb.	Mar	Assist	TO	Bk	Stl	Fouls
Grambling	44/20	53/28	97-48	+49	38-71/15-58	.535/.259	9-28/3-15	.321/.200	12-17/15-20	.706/.750	53/26	+27	24/9	18/20	6/0	11/10	18/20
Nicholls State	37/26	43/33	80-59	+21	32-71/20-53	.451/.377	4-18/9-24	.222/.375	12-13/10-11	.923/.909	42/28	+14	19/16	16/24	5/0	18/7	17/14
New Mexico	36/33	33/33	79-76	+3	28-68/24-63	.412/.381	4-17/12-37	.235/.324	19-25/16-24	.760/.667	45/39	+6	11/18	17/17	2/2	10/11	18/18
Iowa State	38/29	26/38	64-67	(3)	23-56/23-62	.411/.371	8-24/9-32	.333/.281	10-17/12-24	.588/.500	36/42	(6)	10/13	16/15	3/3	6/8	22/13
UL-Lafayette	34/26	37/33	71-59	+12	27-61/20-60	.443/.333	6-14/5-17	.429/.294	11-17/14-16	.647/.875	38/37	+1	19/6	22/26	5/2	15/12	20/19
Xavier (La.)	39/30	38/28	77-58	+19	29-66/20-49	.439/.408	10-24/8-33	.417/.364	9-17/10-10	.529/1.000	34/33	+1	22/13	14/25	5/0	14/9	16/16
Oklahoma	44/30	51/49	95-79	+16	36-74/28-61	.486/.459	13-29/10-23	.448/.435	10-13/13-26	.769/.500	39/39	-	15/14	12/21	1/2	12/10	18/17
St. Joseph's	42/30	39/40	81-70	+11	29-54/27-61	.537/.443	5-12/13-32	.417/.406	18-23/3-6	.783/.500	30/30	-	13/21	10/14	0/1	9/4	9/14
Samford	36/17	37/29	73-46	+27	25-64/19-51	.391/.373	6-16/7-21	.375/.333	17-20/1-2	.850/.500	34/36	(2)	10/16	12/29	3/2	15/7	8/20
Coastal Carolina	38/39	46/39	84-78	+6	28-67/27-59	.418/.458	7-27/5-25	.259/.200	21-27/19-26	.778/.731	36/41	(5)	11/10	15/23	0/1	8/7	23/23
North Carolina	34/29	40/35	86-81OT	+5	34-85/32-62	.400/.516	5-22/9-26	.227/.346	13-18/8-9	.722/.889	46/40	+6	8/20	15/27	3/4	20/7	17/20
Elon	51/19	45/25	96-44	+52	38-60/15-49	.633/.306	14-26/4-15	.538/.267	6-7/10-16	.857/.625	37/21	+16	18/9	12/20	3/0	10/7	20/9
Alabama State	37/20	46/30	83-50	+34	22-70/14-47	.314/.298	10-35/5-14	.286/.357	29-36/17-20	.806/.850	42/38	+4	12/9	6/24	9/1	17/2	18/28
Tennessee	35/35	34/43	69-78	(9)	24-70/27-50	.343/.540	6-22/7-15	.273/.467	15-20/17-23	.750/.739	29/43	(14)	10/18	11/23	2/4	9/9	18/18
Florida	25/31	39/25	64-56	+8	24-54/18-52	.444/.346	6-18/11-31	.333/.355	10-14/9-12	.714/.750	34/32	+2	9/12	15/20	1/1	11/7	19/13
Alabama	36/23	30/33	66-56	+10	29-52/22-55	.558/.400	4-14/8-23	.286/.348	4-8/4-7	.500/.571	27/33	(6)	16/14	17/25	2/2	16/9	15/13
Mississippi State	28/38	31/47	59-85	(26)	23-59/29-55	.390/.527	5-20/4-12	.250/.333	8-10/23-30	.444/.767	24/43	(19)	8/16	16/20	2/5	15/8	25/17
Vanderbilt	29/42	43/28	72-70	+2	30-67/25-41	.448/.610	5-18/9-13	.278/.692	7-11/11-15	.636/.733	27/30	(3)	10/19	10/21	1/2	12/4	18/14
Texas A&M	30/22	37/47	67-69	(2)	25-62/23-48	.403/.479	8-20/6-16	.400/.375	9-11/17-28	.818/.607	30/39	(9)	9/10	12/21	0/3	11/5	20/14
Missouri	23/43	42/31	65-74	(9)	26-62/22-45	.419/.489	6-12/12-26	.500/.462	7-16/18-23	.438/.783	28/38	(10)	7/19	6/17	1/5	8/4	20/17
Ole Miss	27/24	37/27	64-51	+13	21-60/18-51	.350/.353	4-20/7-24	.200/.292	18-24/8-11	.750/.727	40/38	+2	16/11	9/20	2/1	14/6	19/16
Georgia	19/22	30/27	59-58OT	+1	20-66/23-50	.303/.460	1-10/8-22	.100/.364	18-25/4-8	.720/.500	38/37	+1	4/17	17/28	1/7	21/7	11/18
Kentucky	28/42	40/36	68-78	(10)	22-52/26-54	.423/.519	2-11/11-20	.182/.550	22-29/11-13	.759/.846	29/27	+2	11/15	15/17	1/2	14/11	16/19
Arkansas	38/24	37/48	75-72	+3	28-61/21-57	.459/.368	5-17/9-25	.294/.360	14-17/21-24	.824/.875	37/32	+5	15/9	11/12	5/1	7/6	23/17
Tennessee	32/27	30/46	62-73	(11)	27-65/27-63	.415/.429	6-19/5-13	.316/.385	2-5/14-16	.400/.875	30/45	(15)	11/16	13/12	2/0	8/10	19/8
Alabama	38/12	39/26	77-38	+39	25-59/10-43	.424/.233	8-19/4-21	.421/.190	19-22/14-22	.864/.636	42/27	+15	15/8	14/22	2/3	12/10	22/19
Missouri	26/22	32/32	58-54	+4	21-58/21-48	.362/.438	6-16/4-16	.375/.250	10-18/8-11	.556/.727	27/39	(12)	12/11	6/19	2/3	8/4	16/16
South Carolina	24/33	42/40	66-73	(7)	22-64/23-53	.344/.434	4-16/3-11	.250/.273	18-25/24-30	.720/.800	28/44	(16)	11/13	10/19	0/4	9/4	27/20

Scoring Breakdown

(Percentage of total points in parentheses)

Opponent	Front Court	Back Court	Sr.	Jr.	So.	Fr.	Starters	Bench
Grambling	40 (41.2)	57 (58.7)	29	28	18	22	71 (73.2)	26 (26.8)
Nicholls State	22 (27.5)	58 (72.5)	29	28	12	11	63 (78.8)	17 (21.2)
at New Mexico	39 (49.3)	40 (50.7)	24	24	21	10	67 (84.8)	12 (15.2)
at Iowa State	28 (43.8)	36 (56.2)	29	11	21	3	59 (92.2)	5 (7.8)
Louisiana-Lafayette	32 (45.1)	39 (54.9)	21	12	21	17	49 (69.0)	22 (31.0)
at Xavier (La.)	31 (40.3)	46 (59.7)	25	17	21	14	57 (74.0)	20 (26.0)
Oklahoma	34 (35.8)	61 (64.2)	22	33	18	24	69 (72.6)	26 (27.4)
at St. Joseph's	30 (37.0)	51 (63.0)	25	30	12	14	67 (82.7)	14 (17.3)
Samford	19 (26.0)	54 (74.0+)	28	25	5	15	58 (79.5)	15 (20.5)
vs. Coastal Carolina	34 (40.5)	50 (59.5)	37	17	16	14	65 (77.4)	19 (22.6)
vs. North Carolina	42 (48.8)	44 (51.2)	30	24	21	11	73 (84.9)	13 (15.1)
at Elon	43 (44.8)	53 (55.2)	18	23	20	35	55 (57.3)	41 (42.7)
Alabama State	33 (39.8)	50 (60.2)	7	21	11	44	34 (41.0)	49 (59.0)
Tennessee	46 (66.7)	13 (33.3)	10	29	19	11	69 (100.0)	0 (0.0)
at Florida	20 (31.3)	44 (68.7)	16	31	8	9	58 (90.6)	6 (9.4)
at Alabama	33 (50.0)	33 (50.0)	14	32	15	5	54 (81.8)	12 (10.2)
Mississippi State	2 (3.4)	57 (96.6)	6	32	2	19	40 (67.8)	19 (32.2)
at Vanderbilt	23 (31.9)	49 (68.1)	24	22	16	8	59 (81.9)	13 (18.1)
Texas A&M	18 (26.9)	49 (73.1)	23	22	8	14	53 (79.1)	14 (20.9)
at Missouri	21 (32.3)	44 (67.7)	23	23	6	13	52 (80.0)	13 (20.0)
at Ole Miss	32 (50.0)	32 (50.0)	6	21	20	17	55 (85.9)	9 (14.1)
Georgia	34 (57.6)	25 (42.4)	22	16	14	7	55 (93.2)	4 (6.8)
Kentucky	35 (51.4)	33 (48.6)	18	13	20	17	51 (75.0)	17 (25.0)
at Arkansas	31 (41.3)	34 (58.7)	15	27	15	18	60 (80.0)	15 (20.0)
at Tennessee	19 (30.6)	43 (69.4)	12	26	14	10	53 (85.5)	9 (14.5)
Alabama	22 (28.6)	55 (71.4)	11	27	11	28	47 (61.0)	30 (39.0)
Missouri	28 (48.3)	30 (51.7)	11	24	9	13	54 (93.1)	4 (6.9)
South Carolina	30 (45.5)	36 (54.5)	21	29	13	3	64 (97.0)	2 (3.0)

Game-by-Game Leaders

	Points	Rebounds	Assists	Steals	Blocked Shots
Grambling	16-McKay/Benton	13-Unique Thompson	10-Janiah McKay	3-McKay/Benton	2-McKay/Thompson
Nicholls State	20-Daisa Alexander	10-Unique Thompson	7-Janiah McKay	5-Crystal Primm	2-Unique Thompson
at New Mexico	19-Thompson/McKay	19-Unique Thompson	6-Janiah McKay	3-Alexander/McKay	1-Thompson/Howard
at Iowa State	19-Unique Thompson	14-Unique Thompson	3-McKay/Jones	2-Daisa Alexander	2-Unique Thompson
UL-Lafayette	16-Unique Thompson	13-Unique Thompson	8-Daisa Alexander	4-Unique Thompson	3-Abigayle Jackson
at Xavier (La.)	16-Emari Jones	8-Unique Thompson	7-Janiah McKay	3-Thompson/Alexander	2-Abigayle Jackson
Oklahoma	19-Daisa Alexander	17-Unique Thompson	5-Daisa Alexander	3-Crystal Primm	1-Crystal Primm
at St. Joseph's	21-Janiah McKay	6-Unique Thompson	4-McKay/Alexander	4-Janiah McKay	(none)
Samford	20-Janiah McKay	6-Unique Thompson	4-Janiah McKay	4-Janiah McKay	1-(three players)
vs. Coastal Carolina	21-Janiah McKay	7-Unique Thompson	4-Janiah McKay	3-Emari Jones	(none)
vs. North Carolina	21-McKay/Thompson	18-Unique Thompson	4-Janiah McKay	4-(three players)	1-(three players)
at Elon	17-Crystal Primm	7-Primm/Howard	4-Janiah McKay	3-Daisa Alexander	2-Erin Howard
Alabama State	23-Brooke Moore	8-Unique Thompson	3-Janiah McKay	3-(three players)	3-Unique Thompson
Tennessee	19-Unique Thompson	12-Unique Thompson	3-Daisa Alexander	3-Daisa Alexander	1-Thompson/Jackson
at Florida	22-Daisa Alexander	9-Unique Thompson	6-Janiah McKay	5-Daisa Alexander	1-Erin Howard
at Alabama	22-Daisa Alexander	9-Unique Thompson	5-Erin Howard	4-Daisa Alexander	1-Howard/Jackson
Mississippi State	18-Daisa Alexander	5-Daisa Alexander	3-McKay/Sanders	7-Crystal Primm	1-Moore/Sanders
at Vanderbilt	19-Janiah McKay	13-Unique Thompson	6-Janiah McKay	4-Primm/McKay	1-Unique Thompson
Texas A&M	17-Janiah McKay	10-Unique Thompson	3-Janiah McKay	4-Crystal Primm	(none)
at Missouri	23-Janiah McKay	7-Unique Thompson	2-Alexander/Thompson	2-Primm/Moore	1-Crystal Primm
at Ole Miss	20-Unique Thompson	12-Unique Thompson	6-Janiah McKay	4-Daisa Alexander	1-Thompson/White
Georgia	18-Janiah McKay	9-Thompson/Primm	2-Erica Sanders	5-Janiah McKay	1-Unique Thompson
Kentucky	20-Unique Thompson	6-Unique Thompson	5-Crystal Primm	6-Crystal Primm	1-Daisa Alexander
at Arkansas	18-Daisa Alexander	12-Unique Thompson	6-Janiah McKay	2-(three players)	3-Erin Howard
at Tennessee	22-Daisa Alexander	12-Unique Thompson	3-Daisa Alexander	4-Daisa Alexander	1-Thompson/Jackson
Alabama	22-Daisa Alexander	7-Daisa Alexander	6-Janiah McKay	3-Thompson/Alexander	1-Benton/Jackson
Missouri	19-Daisa Alexander	8-Unique Thompson	6-Janiah McKay	1-(eight players)	2-Erin Howard
South Carolina	21-Janiah McKay	11-Unique Thompson	7-Janiah McKay	3-Janiah McKay	(none)

2018-19 Starting Lineups

	Point Guard (1)	Wing (2)	Wing (3)	Wing (4)	Post (5)
Grambling	Janiah McKay	Daisa Alexander	Crystal Primm	Emari Jones	Unique Thompson
Nicholls State	Janiah McKay	Daisa Alexander	Crystal Primm	Emari Jones	Unique Thompson
at New Mexico	Janiah McKay	Daisa Alexander	Crystal Primm	Emari Jones	Unique Thompson
at Iowa State	Janiah McKay	Daisa Alexander	Crystal Primm	Emari Jones	Unique Thompson
Louisiana-Lafayette	Janiah McKay	Daisa Alexander	Crystal Primm	Emari Jones	Unique Thompson
at Xavier (La.)	Janiah McKay	Daisa Alexander	Crystal Primm	Emari Jones	Unique Thompson
Oklahoma	Janiah McKay	Daisa Alexander	Crystal Primm	Emari Jones	Unique Thompson
at St. Joseph's	Janiah McKay	Daisa Alexander	Crystal Primm	Emari Jones	Unique Thompson
Samford	Janiah McKay	Daisa Alexander	Crystal Primm	Emari Jones	Unique Thompson
vs. Coastal Carolina	Janiah McKay	Daisa Alexander	Crystal Primm	Emari Jones	Unique Thompson
vs. North Carolina	Janiah McKay	Daisa Alexander	Crystal Primm	Emari Jones	Unique Thompson
at Elon	Janiah McKay	Daisa Alexander	Crystal Primm	Emari Jones	Unique Thompson
Alabama State	Janiah McKay	Daisa Alexander	Crystal Primm	Emari Jones	Unique Thompson
Tennessee	Janiah McKay	Daisa Alexander	Crystal Primm	Erin Howard	Unique Thompson
at Florida	Janiah McKay	Daisa Alexander	Crystal Primm	Erin Howard	Unique Thompson
at Alabama	Janiah McKay	Daisa Alexander	Crystal Primm	Erin Howard	Unique Thompson
Mississippi State	Janiah McKay	Daisa Alexander	Crystal Primm	Erin Howard	Unique Thompson
at Vanderbilt	Janiah McKay	Daisa Alexander	Crystal Primm	Erin Howard	Unique Thompson
Texas A&M	Janiah McKay	Daisa Alexander	Erica Sanders	Crystal Primm	Unique Thompson
at Missouri	Janiah McKay	Daisa Alexander	Erica Sanders	Crystal Primm	Unique Thompson
at Ole Miss	Janiah McKay	Daisa Alexander	Crystal Primm	Erin Howard	Unique Thompson
Georgia	Janiah McKay	Daisa Alexander	Crystal Primm	Erin Howard	Unique Thompson
Kentucky	Janiah McKay	Daisa Alexander	Crystal Primm	Erin Howard	Unique Thompson
at Arkansas	Janiah McKay	Daisa Alexander	Crystal Primm	Erin Howard	Unique Thompson
at Tennessee	Janiah McKay	Daisa Alexander	Crystal Primm	Erin Howard	Unique Thompson
Alabama	Janiah McKay	Daisa Alexander	Crystal Primm	Erin Howard	Unique Thompson
Missouri	Janiah McKay	Daisa Alexander	Crystal Primm	Erin Howard	Unique Thompson
South Carolina	Janiah McKay	Daisa Alexander	Crystal Primm	Erin Howard	Unique Thompson

Record by Starting Lineup

McKay, Alexander, Primm, Jones, Thompson	12-1 (.923)
McKay, Alexander, Primm, Howard, Thompson	8-5 (.615)
McKay, Alexander, Sanders, Primm, Thompson	0-2 (.000)



Terri

WILLIAMS-FOURNOY

Head Coach

Seventh Season at Auburn • 15th as a Head Coach • 27th Season in coaching

Hampton, Va. • Penn State, 1991

• Has taken her teams to postseason appearances in eight of the last 10 years, including five NCAA Tournament appearances

- Led Auburn to 19 or more wins in four of her first seven years
- Has had six players selected to All-SEC teams
- Auburn has forced an average of 20.0+ turnovers per game under Coach Flo
- Led Auburn to the postseason in four of her first five seasons, advancing to WNIT Quarterfinals in 2013 and Third Round in 2014, along with NCAA Tournament in 2016 and 2017
- Won her 100th game at Auburn on Feb. 8, 2018, defeating LSU 70-62
- Picked up her 200th career head coaching victory Dec. 5, 2015 at home vs. East Carolina
- Won 250th career game at Xavier (La.) on Nov. 28, 2018
- Recorded her 400th career win as a collegiate coach in Auburn's 68-58 win over Hofstra on Dec. 9, 2012
- Won her 500th game as a collegiate coach with victory over Louisiana-Lafayette on Nov. 25, 2018

2018

- Picked up first SEC win in 50-47 win over #23 Arkansas in 2013
- Earned second win over ranked opponent at Auburn and snapped 21-game skid to #16 Vanderbilt with 68-62 win in Nashville on Feb. 13, 2014
- Picked up first top-10 win with a 66-61 victory over #7 Kentucky on Jan. 3, 2016
- Has 265 wins as a head coach and 251 as an assistant for a .620 winning percentage over 27 years as a collegiate coach
- Has been part of six conference championships and 20 post-season appearances as an assistant and head coach
- 2010 Black Coaches Association Coach of the Year
- Served as an assistant coach for Team USA that won a gold medal at the 2011 World University Games in Shenzhen, China
- Coached teams to 14 NCAA Tournament appearances, nine as an assistant and five as a head coach
- Has coached 24 players that have gone on to the professional ranks, including seven in the WNBA
- As an assistant, helped coach Georgia to an NCAA Final Four appearance and two NCAA Elite Eight appearances
- Coached three Georgetown players to three all-conference honors and one All-America award
- Has a 604-354 record in 31 seasons as a head coach, assistant coach and player
- Helped coach Georgetown to a Big East title in 1992
- As an assistant coach at Southwest Missouri State, helped the team to two straight NCAA Tournaments and two consecutive Missouri Valley Conference Tournament titles

All-time record as player and coach: 604-354 (.631) 31 seasons

Record as collegiate player: 88-36 (.709) 4 seasons

Record as collegiate coach: 516-318 (.619) 27 seasons

Record as collegiate assistant coach: 251-117 (.683) 12 seasons

Record as collegiate head coach: 265-203 (.566) 15 seasons

Record as Auburn head coach: 122-99 (.552) 7 seasons

Williams-Flournoy Year-by-Year

Penn State, Player (1987-91)

Year	Record	Conf.	Other Information
1987-88	20-13	11-7	NCAA Second Round
1988-89	14-14	12-6	
1989-90	25-7	15-3	NCAA Second Round
1990-91	29-2	17-1	NCAA Second Round

Georgetown, Assistant Coach (1992-96)

Year	Record	Conf.	Other Information
1992-93	23-7	15-3	Big East Champions NCAA Sweet 16
1993-94	12-15	6-12	
1994-95	11-17	6-12	
1995-96	12-15	7-11	

Georgia, Assistant Coach (1996-2002)

Year	Record	Conf.	Other Information
1996-97	25-6	11-1	SEC Champions NCAA Elite Eight
1997-98	17-11	8-6	NCAA First Round
1998-99	27-7	9-5	NCAA Final Four
1999-2000	32-4	13-1	SEC Champions NCAA Elite Eight
2000-01	27-6	11-3	SEC Tournament Champions NCAA Second Round
2001-02	19-11	6-8	NCAA First Round

Southwest Missouri State, Assistant Coach (2002-04)

Year	Record	Conf.	Other Information
2002-03	18-13	11-7	MVC Tournament Champions NCAA First Round
2003-04	28-4	16-2	Missouri Valley Champions MVC Tournament Champions NCAA First Round

Georgetown, Head Coach (2004-12)

Year	Record	Conf.	Other Information
2004-05	12-16	7-9	
2005-06	10-17	3-13	
2006-07	13-16	3-13	
2007-08	15-14	5-11	
2008-09	20-14	7-9	WNIT Quarterfinals
2009-10	26-7	13-3	NCAA Second Round
2010-11	24-11	9-7	NCAA Sweet 16
2011-12	23-9	11-5	NCAA Second Round

Auburn, Head Coach (2012-present)

Year	Record	Conf.	Other Information
2012-13	19-15	5-11	WNIT Quarterfinals
2013-14	19-15	7-9	WNIT Third Round
2014-15	13-18	3-13	
2015-16	20-13	8-8	NCAA Second Round
2016-17	17-15	7-9	NCAA First Round
2017-18	14-15	5-11	
2018-19	20-8	8-7	



Daisa ALEXANDER

#0

Junior • Guard • 5-8

Decatur, Ga.

****2018 SEC All-Defensive Team****

Southwest DeKalb HS

- Has scored in double-digits in 13 of 15 SEC games; led Auburn in 7 SEC games
- Season-high 22 points vs. Florida, Alabama (2x) and Tennessee
- Averaging 14.9 points in SEC play; 17.0 points in SEC road games
- Hit game-winning jumper + free throw with 17 seconds left in 79-76 win at New Mexico (11/11)
- Scored 13 points and had a career-high 8 rebounds in season-opening win over Grambling (11/6)
- Led SEC in steals (2.8/game) as sophomore; named to 2018 SEC All-Defensive Team
- Averaged 14.2 points as sophomore, 2nd-best on team
- Double-digit scoring in 25 of 29 games in 2017-18
- Scored career-high 25 points on 9-14 shooting at Indiana while playing just 20 minutes off the bench (12/3); 12 points in 4th quarter

SEASON HIGHS

Points	22	4x; last vs. Alabama	2/17/19
Rebounds	8	vs. Grambling	11/6/18
Assists	8	vs. UL-Lafayette	11/25/18
Blocks	1	vs. Kentucky	2/7/19
Steals	5	at Florida	1/6/19
Field Goals	9	2x; last at Tennessee	2/14/19
Field Goal Attempts	22	at Tennessee	2/14/19
3-Point Field Goals	4	3x; last vs. Missouri	2/24/19
3-Point FG Attempts	10	at Tennessee	2/14/19
Free Throws	4	2x; last vs. Alabama	2/17/19
Free Throw Attempts	6	vs. Mississippi State	1/14/19

CAREER HIGHS

Points	25	at Indiana	12/3/17
Rebounds	8	vs. Grambling	11/6/18
Assists	8	vs. UL-Lafayette	11/25/18
Blocks	2	at Kentucky	2/1/18
Steals	7	at LSU	1/18/18
Field Goals	9	5x; last at Tennessee	2/14/19
Field Goal Attempts	23	at Tennessee	1/4/18
3-Point Field Goals	4	3x; last vs. Missouri	2/24/19
3-Point FG Attempts	10	at Tennessee	2/14/19
Free Throws	6	vs. Xavier (La.)	12/28/17
Free Throw Attempts	8	vs. Xavier (La.)	12/28/17

Opponent	Start	Min.	FG-A	3PT-A	FT-A	O-D-T	PF	Ast.	TO	Blk.	St.	Pts.
GRAMBLING STATE	*	35	6-14	1-6	0-0	2-6-8	1	3	3	0	0	13
NICHOLLS STATE	*	31	7-12	2-5	4-5	3-2-5	0	1	1	0	2	20
at New Mexico	*	28	6-16	0-4	2-4	1-3-4	4	0	2	0	3	14
at Iowa State	*	22	2-5	0-3	0-0	0-2-2	4	1	2	0	2	4
LOUISIANA-LAFAYETTE	*	31	1-8	1-1	0-0	0-1-1	3	8	6	0	3	3
at Xavier (La.)	*	22	5-9	3-3	0-0	3-3-6	2	5	1	0	3	13
OKLAHOMA	*	30	7-15	3-7	2-2	0-5-5	1	5	3	0	2	19
at St. Joseph's	*	34	5-10	3-5	3-4	0-2-2	1	2	1	0	1	16
SAMFORD	*	31	6-13	1-5	3-3	2-3-5	0	2	1	0	3	16
vs. Coastal Carolina	*	11	1-4	1-2	0-0	0-0-0	0	2	2	0	0	3
vs. North Carolina	*	31	3-12	0-2	0-0	1-4-5	2	1	4	0	4	6
at Elon	*	24	2-5	1-3	1-2	0-1-1	1	0	1	0	3	6
ALABAMA STATE	*	19	3-9	2-5	1-3	0-1-1	0	0	0	1	2	9
TENNESSEE	*	33	4-17	2-8	3-4	0-2-2	4	3	3	0	3	13
at Florida	*	35	8-15	3-7	3-5	0-2-2	2	0	2	0	5	22
at Alabama	*	30	9-13	3-6	1-1	0-3-3	2	2	1	0	4	22
MISSISSIPPI STATE	*	25	7-13	1-5	3-6	2-3-5	4	1	5	0	3	18
at Vanderbilt	*	30	5-15	2-6	2-2	2-1-3	1	0	1	0	2	14
TEXAS A&M	*	25	4-12	3-7	1-2	1-2-3	4	0	2	0	0	12
at Missouri	*	28	4-12	3-4	0-0	0-3-3	5	2	2	0	0	11
at Ole Miss	*	27	4-11	2-6	0-0	1-2-3	3	1	0	0	4	10
GEORGIA	*	33	1-11	0-3	1-2	0-2-2	2	1	2	0	4	3
KENTUCKY	*	13	0-2	0-1	2-2	1-1-2	2	0	1	1	0	2
at Arkansas	*	31	7-14	2-6	2-2	2-1-3	4	1	0	0	2	18
at Tennessee	*	35	9-22	4-10	0-0	0-2-2	3	3	1	0	4	22
ALABAMA	*	29	7-12	4-7	4-4	1-6-7	1	4	1	0	3	22
MISSOURI	*	33	7-14	4-8	1-2	0-3-3	3	1	1	0	1	19
SOUTH CAROLINA at LSU	*	31	6-20	3-8	0-0	0-4-4	5	1	2	0	2	15

ALEXANDER'S CAREER STATISTICS

Season	gp-gs	min/avg	Total		3-Point		F-Throws		Rebounds				Scoring							
			fg-fga	pct	fg-fga	pct	ft-fa	pct	off	def	tot	avg	pf	fo	ast	to	blk	stl	pts	avg
2016-17	20-0	113/5.7	9-37	.243	1-10	.100	7-10	.700	9	8	17	0.9	18	0	1	10	0	9	26	1.3
2017-18	29-11	746/25.7	157-403	.390	41-122	.336	57-77	.740	17	59	76	2.6	73	0	39	79	3	80	412	14.2
2018-19	28-28	780/27.9	136-335	.406	54-144	.375	39-55	.709	22	70	92	3.3	64	2	50	51	2	65	365	13.0
TOTAL	77-39	1639/21.3	302-775	.390	96-276	.348	103-142	.725	48	137	185	2.4	155	2	90	140	5	154	803	10.4



Robyn BENTON

#1

Freshman • Guard • 5-9

Conyers, Ga.

Greater Atlanta Christian HS

• SEC Freshman of the Week (1/22)

- Made game-winning shot + free throw with 8.6 seconds left to finish off 20-point comeback win at Vanderbilt (1/17)
- Hit 5-of-5 3-point attempts and scored 15 points in win at Elon (12/22)
- Scored 14 points and was 4-5 on 3-pointers in win over Oklahoma (12/2)
- Shared team lead with 16 points and hit three 3-pointers in collegiate debut vs. Grambling (11/6)
- Five-star prospect, rated No. 17 overall nationally, No. 6 guard by ESPN HoopGurlz
- Atlanta Journal-Constitution first-team all-state as a junior; GHSA Class AAA Player of the Year as a junior
- Sister of former Tennessee football player Inky Johnson

SEASON/CAREER HIGHS

Points	16	vs. Grambling	11/6/18
Rebounds	5	at XULA	11/28/18
Assists	3	2x; last at XULA	11/28/18
Blocks	1	2x; last vs. Nicholls State	11/9/18
Steals	3	vs. Grambling	11/6/18
Field Goals	6	vs. Grambling	11/6/18
Field Goal Attempts	12	vs. Grambling	11/6/18
3-Point Field Goals	5	at Elon	12/22/18
3-Point FG Attempts	8	vs. Grambling	11/6/18
Free Throws	6	vs. Alabama	2/17/19
Free Throw Attempts	6	vs. Alabama	2/17/19

Opponent	Start	Min.	FG-A	3PT-A	FT-A	O-D-T	PF	Ast.	TO	Blk.	St.	Pts.
GRAMBLING STATE		24	6-12	3-8	1-2	0-1-1	0	3	1	1	3	16
NICHOLLS STATE		18	4-8	1-3	0-0	0-1-1	3	0	1	1	0	9
at New Mexico		18	1-4	0-1	0-0	0-1-1	2	1	1	0	1	2
at Iowa State		19	1-6	1-5	0-0	0-0-0	1	0	2	0	1	3
LOUISIANA-LAFAYETTE		24	5-7	2-3	3-4	1-1-2	2	1	0	0	2	15
at Xavier (La.)		17	2-5	1-2	0-2	3-2-5	1	3	1	0	1	5
OKLAHOMA		15	5-7	4-5	0-0	0-0-0	1	0	0	0	2	14
at St. Joseph's		6	0-0	0-0	0-0	1-0-1	0	0	0	0	0	0
SAMFORD		24	4-10	2-4	0-0	2-1-3	1	0	0	0	2	10
vs. Coastal Carolina		25	1-9	1-4	0-0	1-3-4	0	2	1	0	0	5
vs. North Carolina		11	1-5	0-1	0-0	0-0-0	2	1	0	0	1	2
at Elon		16	5-5	5-5	0-0	0-1-1	3	2	0	0	2	15
ALABAMA STATE		22	3-10	2-7	3-4	1-1-2	1	0	0	0	0	11
TENNESSEE		8	0-3	0-1	0-0	0-0-0	0	0	1	0	0	0
at Florida		4	0-0	0-0	0-0	0-0-0	2	0	1	0	0	0
at Alabama		11	1-5	1-2	0-0	0-2-2	0	0	1	0	1	3
MISSISSIPPI STATE		9	1-6	0-3	1-2	0-1-1	1	0	0	0	1	3
at Vanderbilt		15	2-3	1-2	3-3	2-1-3	1	0	0	0	0	8
TEXAS A&M		17	4-7	3-6	0-0	0-1-1	2	2	1	0	1	11
at Missouri		6	0-0	0-0	0-0	0-1-1	0	0	0	0	0	0
at Ole Miss		17	1-5	0-3	3-4	1-3-4	1	0	0	0	2	5
GEORGIA		4	0-2	0-1	0-0	0-0-0	0	0	1	0	0	0
KENTUCKY		15	3-5	1-3	1-2	0-0-0	2	0	0	0	1	8
at Arkansas		12	4-8	2-4	1-2	1-0-1	1	0	1	0	0	11
at Tennessee		14	3-5	1-2	0-0	0-0-0	2	1	1	0	2	7
ALABAMA		22	2-5	1-3	6-6	1-3-4	1	2	1	1	2	11
MISSOURI		8	0-6	0-2	0-0	1-0-1	1	0	0	0	1	0
SOUTH CAROLINA		8	0-2	0-1	0-0	0-1-1	1	0	0	0	1	0
at LSU												

BENTON'S CAREER STATISTICS

Season	gp-gs	min/avg	Total		3-Point		F-Throws		Rebounds				Scoring							
			fg-fga	pct	fg-fga	pct	ft-fga	pct	off	def	tot	avg	pf	fo	ast	to	blk	stl	pts	avg
2018-19	28-0	411/14.7	59-150	.393	32-81	.395	24-33	.727	14	23	37	1.3	36	0	18	14	3	28	174	6.2
TOTAL	28-0	411/14.7	59-150	.393	32-81	.395	24-33	.727	14	23	37	1.3	36	0	18	14	3	28	174	6.2



Brooke MOORE

#2

Freshman • Guard • 5-7

McDonough, Ga.

Henry County HS

• SEC Freshman of the Week (12/31)

- Led Auburn with career-high 23 points, hit five 3-pointers in win over Alabama State (12/29); also made half-court shot at halftime
- Scored SEC-best 16 points, making four 3-pointers
- Scored 14 points and hit 4 3-pointers in win at Elon (12/22); helped set single-game 3-point record for 2nd time in less than a month
- Made collegiate debut at Xavier (La.); scored 3 points
- Missed first five games with injury
- Five-star prospect, No. 42 overall prospect and No. 11 guard by ESPN HoopGurlz
- Averaged 22.3 points, 4.0 assists, 3.0 steals per game as HS senior; shot 41% on 3-pointers and 81% on free throws
- Georgia Class AAAA Player of the Year as a senior; 3-time AJC Player of the Year


SEASON/CAREER HIGHS

Points	23	vs. Alabama State	12/29/18
Rebounds	4	vs. Coastal Carolina	12/18/18
Assists	3	at Elon	12/22/18
Blocks	1	vs. Mississippi State	1/14/19
Steals	2	at Missouri	1/27/19
Field Goals	6	2x; last vs. Mississippi State	1/14/19
Field Goal Attempts	15	vs. Alabama State	12/29/18
3-Point Field Goals	5	vs. Alabama State	12/29/18
3-Point FG Attempts	13	vs. Alabama State	12/29/18
Free Throws	6	vs. Alabama State	12/29/18
Free Throw Attempts	6	vs. Alabama State	12/29/18

Opponent	Start	Min.	FG-A	3PT-A	FT-A	O-D-T	PF	Ast.	TO	Blk.	St.	Pts.
GRAMBLING STATE						--DNP--						
NICHOLLS STATE						--DNP--						
at New Mexico						--DNP--						
at Iowa State						--DNP--						
LOUISIANA-LAFAYETTE						--DNP--						
at Xavier (La.)	14		1-9	1-6	0-0	0-1-1	0	1	0	0	0	3
OKLAHOMA	11		2-5	2-5	0-0	1-0-1	1	1	1	0	0	6
at St. Joseph's	12		4-9	2-5	0-0	0-2-2	0	0	0	0	0	10
SAMFORD						--DNP--						
vs. Coastal Carolina	14		2-6	1-4	0-0	1-3-4	0	2	1	0	0	5
vs. North Carolina	8		2-5	2-4	0-0	0-0-0	0	0	0	0	0	6
at Elon	18		5-11	4-10	0-0	0-3-3	2	3	2	0	1	14
ALABAMA STATE	23		6-15	5-13	6-6	0-1-1	1	2	0	0	1	23
TENNESSEE	11		0-4	0-3	0-0	0-1-1	0	0	0	0	0	0
at Florida	17		2-9	2-7	0-0	1-1-2	0	0	0	0	0	6
at Alabama	7		0-0	0-0	0-0	0-0-0	1	0	1	0	1	0
MISSISSIPPI STATE	17		6-11	4-9	0-0	0-0-0	2	0	2	1	1	16
at Vanderbilt	5		0-1	0-0	0-0	0-0-0	1	0	1	0	0	0
TEXAS AGM	8		1-2	1-2	0-0	0-0-0	0	0	0	0	0	3
at Missouri	17		3-8	2-5	2-2	0-0-0	2	0	0	0	2	10
at Ole Miss	17		0-8	0-5	0-0	1-1-2	0	0	1	0	0	0
GEORGIA	15		0-4	0-1	0-0	1-1-2	0	0	1	0	1	0
KENTUCKY	16		2-8	1-5	0-0	0-1-1	0	0	0	0	2	5
at Arkansas	4		0-2	0-2	0-0	0-0-0	1	0	0	0	0	0
at Tennessee						--DNP--						
ALABAMA	18		4-8	1-4	2-2	1-2-3	1	0	3	0	1	11
MISSOURI	6		0-3	0-1	0-0	0-0-0	0	0	0	0	0	0
SOUTH CAROLINA	8		0-2	0-1	0-0	0-1-1	0	1	1	0	0	0
at LSU												

MOORE'S CAREER STATISTICS

Season	gp-gs	min/avg	Total		3-Point		F-Throws		Rebounds				Scoring							
			fg-fga	pct	fg-fga	pct	ft-fta	pct	off	def	tot	avg	pf	fo	ast	to	blk	stl	pts	avg
2018-19	21-0	265/12.6	40-130	.308	28-92	.304	10-10	1.000	6	18	24	1.1	12	0	10	14	1	10	118	5.6
TOTAL	21-0	265/12.6	40-130	.308	28-92	.304	10-10	1.000	6	18	24	1.1	12	0	10	14	1	10	118	5.6



Erica SANDERS

#3

Senior • Guard • 5-10

San Antonio, Texas

Johnson HS

- Made first start of season and second of career vs. Texas A&M (1/24); scored 6 points and had 3 rebounds
- Hit first career 3-pointer to beat 3rd-quarter buzzer in huge comeback win at Vanderbilt (1/17)
- Scored 6 points on 3-3 FG at Alabama (1/10)
- Had 6 rebounds, 3 steals vs. Alabama State (12/29)
- Returned to action vs. North Carolina (12/20); hit two free throws in overtime
- Missed first nine games with knee injury suffered in preseason
- Career-high 6 steals along with 6 points in win over Louisiana Tech (11/19/17)
- Scored career-high 9 points in win over Ole Miss (1/8/17)
- Hit go-ahead jumper with 50 seconds left in comeback win over Indiana (11/27/16)

SEASON HIGHS

Points	6	2x; last vs. Texas A&M	1/24/19
Rebounds	6	vs. Alabama State	12/29/18
Assists	3	vs. Mississippi State	1/14/19
Blocks	1	vs. Mississippi State	1/14/19
Steals	4	vs. Georgia	2/3/19
Field Goals	3	2x; last vs. Texas A&M	1/24/19
Field Goal Attempts	4	2x; last vs. Texas A&M	1/24/19
3-Point Field Goals	1	at Vanderbilt	1/17/19
3-Point FG Attempts	1	at Vanderbilt	1/17/19
Free Throws	2	2x; last vs. Georgia	2/3/19
Free Throw Attempts	2	2x; last vs. Georgia	2/3/19

Opponent	Start	Min.	FG-A	3PT-A	FT-A	O-D-T	PF	Ast.	TO	Blk.	St.	Pts.
GRAMBLING STATE						--DNP--						
NICHOLLS STATE						--DNP--						
at New Mexico						--DNP--						
at Iowa State						--DNP--						
LOUISIANA-LAFAYETTE						--DNP--						
at Xavier (La.)						--DNP--						
OKLAHOMA						--DNP--						
at St. Joseph's						--DNP--						
SAMFORD						--DNP--						
vs. Coastal Carolina						--DNP--						
vs. North Carolina		11	0-0	0-0	2-2	1-2-3	4	0	1	0	0	2
at Elon		3	0-0	0-0	0-0	0-0-0	0	0	0	0	0	0
ALABAMA STATE		11	0-0	0-0	0-0	4-2-6	1	1	1	0	3	0
TENNESSEE		14	0-1	0-0	0-0	1-1-2	3	1	0	0	0	0
at Florida		14	0-1	0-0	0-0	0-1-1	1	0	0	0	1	0
at Alabama		21	3-3	0-0	0-0	0-0-0	3	1	0	0	2	6
MISSISSIPPI STATE		23	0-0	0-0	0-0	0-1-1	3	3	0	1	0	0
at Vanderbilt		17	2-4	1-1	0-0	0-0-0	4	0	0	0	0	5
TEXAS A&M		* 29	3-4	0-0	0-0	1-3-4	3	1	0	0	0	6
at Missouri		* 26	0-2	0-0	0-0	1-2-3	4	1	1	0	1	0
at Ole Miss		12	0-1	0-0	0-0	0-1-1	2	2	0	0	0	0
GEORGIA		29	1-2	0-0	2-2	0-2-2	1	2	1	0	4	4
KENTUCKY		23	2-3	0-0	0-0	0-3-3	2	2	0	0	1	4
at Arkansas		18	1-2	0-0	0-0	1-1-2	4	0	2	0	0	2
at Tennessee		12	0-3	0-1	0-0	0-2-2	2	1	0	0	1	0
ALABAMA		5	0-1	0-0	0-0	1-1-2	2	0	1	0	1	0
MISSOURI		16	1-2	0-0	0-0	0-0-0	0	1	0	0	1	2
SOUTH CAROLINA		17	0-1	0-0	0-0	0-0-0	3	1	0	0	1	0
at LSU												

CAREER HIGHS

Points	9	vs. Ole Miss	1/8/17
Rebounds	7	at Arkansas	2/26/17
Assists	5	vs. Tennessee	1/19/17
Blocks	1	4x; last vs. Mississippi State	1/14/19
Steals	6	vs. Louisiana Tech	11/19/17
Field Goals	4	5x; last vs. ULM	11/29/17
Field Goal Attempts	11	vs. Missouri	2/21/16
3-Point Field Goals	1	at Vanderbilt	1/17/19
3-Point FG Attempts	1	10x; last at Vanderbilt	1/17/19
Free Throws	4	vs. St. John's	3/18/16
Free Throw Attempts	4	3x; last at Virginia Tech	11/13/17

SANDERS' CAREER STATISTICS

Season	gp-gs	min/avg	Total		3-Point		F-Throws		Rebounds				Scoring							
			fg-fga	pct	fg-fga	pct	ft-fta	pct	off	def	tot	avg	pf	fo	ast	to	blk	stl	pts	avg
2015-16	33-0	569/17.2	40-103	.388	0-7	.000	15-20	.750	39	46	85	2.6	88	2	30	33	0	33	95	2.9
2016-17	29-1	566/19.5	28-78	.359	0-1	.000	9-12	.750	45	45	90	3.1	78	3	35	21	5	42	65	2.2
2017-18	20-0	307/15.4	14-33	.424	0-1	.000	4-6	.667	12	12	24	1.2	38	0	8	22	0	31	32	1.6
2018-19	18-2	301/16.7	13-30	.433	1-2	.500	4-4	1.000	10	22	32	1.8	42	0	17	7	1	16	31	1.7
TOTAL	100-3	1743/17.4	95-244	.389	1-11	.091	32-42	.762	106	125	231	2.3	246	5	90	83	6	122	223	2.2



Abigayle JACKSON

#4

Sophomore • Forward • 6-3

Little Rock, Ark.

Little Rock Central HS

- Matched season-high of 6 points on 3-3 shooting at XULA (11/28)
- Had 4 points, 5 rebounds in season-opener vs. Grambling (11/6)
- Played in 28 of 29 games as a freshman; started final 12 games of season
- Averaged 2.0 points, 1.7 rebounds as freshman; led team with 22 blocks (0.8/game)
- Made first collegiate start at LSU (1/18), had 4 points, 4 rebounds and 3 steals in 19 minutes of action
- Career-high 13 points, 3 steals at Texas A&M (2/4); played career-high 26 minutes
- Ranked as No. 1 player in state of Arkansas in class of 2017

SEASON HIGHS

Points	6	3x; last at Elon	12/22/18
Rebounds	6	vs. Nicholls State	11/9/18
Assists	1	4x; last vs. Samford	12/16/18
Blocks	3	vs. UL-Lafayette	11/25/18
Steals	2	at XULA	11/28/18
Field Goals	3	2x; last at Elon	12/22/18
Field Goal Attempts	5	vs. Alabama State	12/29/18
3-Point Field Goals	1	vs. UL-Lafayette	11/25/18
3-Point FG Attempts	2	vs. UL-Lafayette	11/25/18
Free Throws	2	vs. Nicholls State	11/9/18
Free Throw Attempts	2	vs. Nicholls State	11/9/18

Opponent	Start	Min.	FG-A	3PT-A	FT-A	O-D-T	PF	Ast.	TO	Blk.	St.	Pts.
GRAMBLING STATE		10	2-2	0-0	0-0	3-2-5	2	1	0	1	0	4
NICHOLLS STATE		16	2-3	0-0	2-2	4-2-6	1	1	3	0	0	6
at New Mexico		4	1-1	0-0	0-0	0-0-0	3	0	0	0	0	2
at Iowa State		4	1-3	0-1	0-0	0-1-1	2	0	0	0	0	2
LOUISIANA-LAFAYETTE		14	2-4	1-2	0-0	0-4-4	2	1	0	3	0	5
at Xavier (La.)		9	3-3	0-0	0-0	1-0-1	0	0	1	2	2	6
OKLAHOMA		9	0-1	0-0	0-0	1-3-4	2	0	0	0	0	0
at St. Joseph's		5	0-1	0-0	0-0	1-1-2	2	0	0	0	0	0
SAMFORD		8	0-2	0-0	0-0	0-1-1	1	1	0	0	0	0
vs. Coastal Carolina		9	1-1	0-0	1-1	1-1-2	5	0	1	0	0	3
vs. North Carolina		2	0-1	0-0	0-0	0-0-0	2	0	1	0	0	0
at Elon		13	3-4	0-0	0-0	0-1-1	4	0	1	1	0	6
ALABAMA STATE		13	2-5	0-0	1-1	1-2-3	4	0	0	2	1	5
TENNESSEE		4	0-1	0-0	0-0	0-1-1	0	0	1	1	0	0
at Florida		4	0-1	0-0	0-0	0-0-0	3	0	1	0	0	0
at Alabama		7	1-1	0-0	1-1	0-0-0	1	0	2	1	1	3
MISSISSIPPI STATE		14	0-0	0-0	0-0	0-0-0	2	0	2	0	1	0
at Vanderbilt		3	0-0	0-0	0-0	0-0-0	1	0	0	0	0	0
TEXAS A&M		7	0-0	0-0	0-0	0-0-0	2	0	0	0	1	0
at Missouri						--DNP--						
at Ole Miss		1	0-0	0-0	0-0	0-0-0	0	0	0	0	0	0
GEORGIA						--DNP--						
KENTUCKY						--DNP--						
at Arkansas		8	1-3	0-0	0-0	1-2-3	1	0	1	1	0	2
at Tennessee		9	1-1	0-0	0-0	0-1-1	5	0	2	1	0	2
ALABAMA		15	2-3	0-1	0-0	1-1-2	4	0	0	1	1	4
MISSOURI		6	0-2	0-1	0-0	1-0-1	1	0	1	0	1	0
SOUTH CAROLINA		12	1-1	0-0	0-0	0-1-1	4	0	1	0	1	2
at LSU												

CAREER HIGHS

Points	13	at Texas A&M	2/4/18
Rebounds	7	vs. ULM	11/29/17
Assists	1	3x; last vs. Nicholls State	11/9/18
Blocks	3	3x; last vs. UL-Lafayette	11/25/18
Steals	3	2x; last at Texas A&M	2/4/18
Field Goals	5	2x; last at Texas A&M	2/4/18
Field Goal Attempts	11	at Texas A&M	2/4/18
3-Point Field Goals	1	3x; last vs. UL-Lafayette	11/25/18
3-Point FG Attempts	5	vs. Vanderbilt	2/12/18
Free Throws	3	at Texas A&M	2/4/18
Free Throw Attempts	5	at Texas A&M	2/4/18

JACKSON'S CAREER STATISTICS

Season	gp-gs	min/avg	Total		3-Point		F-Throws		Rebounds				Scoring							
			fg-fga	pct	fg-fga	pct	ft-fa	pct	off	def	tot	avg	pf	fo	ast	to	blk	stl	pts	avg
2017-18	28-11	270/9.6	23-59	.390	3-24	.125	8-15	.533	14	34	48	1.7	47	1	1	16	22	10	57	2.0
2018-19	25-0	206/8.2	23-44	.523	1-5	.200	5-5	1.000	15	24	39	1.6	54	2	4	18	14	9	52	2.1
TOTAL	53-11	476/9.0	46-103	.447	4-29	.138	13-20	.650	29	58	87	1.6	101	3	5	34	36	19	109	2.1



Emari JONES

#5

Senior • Guard • 6-2

Chicago, Ill.

Shawnee CC / Wheaton North HS

• Out for season after suffering knee injury vs. Alabama State (12/29)

- Scored 16 points and hit four 3-pointers in back-to-back games vs. XULA (11/28) and Oklahoma (12/2)
- Career-high 10 rebounds vs. UL-Lafayette (11/25)
- Played career-high 39 minutes at Iowa State, scored 15 points and matched career-high with 4 3-pointers (11/13)
- Played in all 29 games as a junior, starting 16; averaged 5.0 points, 3.2 rebounds in 22.8 minutes
- Tied for second on the team with 29 3-pointers as a junior; shot 29.6% (29-98)
- Career-high 18 points on 6-11 shooting (4-6 3FG) vs. Florida (12/31); matched previous career high (11) by halftime
- Transferred to Auburn from Shawnee CC in Ullin, Ill.; led Shawnee to 30-3 record and conference title as a freshman in 2015-16
- Scored 746 total points as JUCO freshman, which led the nation; scoring average was third nationally

SEASON HIGHS

Points	16	3x; last vs. Coastal Carolina	12/18/18
Rebounds	10	vs. UL-Lafayette	11/25/18
Assists	3	3x; last at Iowa State	11/13/18
Blocks	1	3x; last vs. North Carolina	12/20/18
Steals	3	vs. Coastal Carolina	12/18/18
Field Goals	6	3x; last vs. Oklahoma	12/2/18
Field Goal Attempts	15	vs. Nicholls State	11/9/18
3-Point Field Goals	4	4x; last vs. Coastal Carolina	12/18/18
3-Point FG Attempts	11	vs. Coastal Carolina	12/18/18
Free Throws	3	at Iowa State	11/13/18
Free Throw Attempts	4	at Iowa State	11/13/18

Opponent	Start	Min.	FG-A	3PT-A	FT-A	O-D-T	PF	Ast.	TO	Blk.	St.	Pts.
GRAMBLING STATE	*	28	5-13	3-9	0-0	3-5-8	1	3	3	0	2	13
NICHOLLS STATE	*	31	6-15	1-5	2-2	3-5-8	1	3	2	1	2	15
at New Mexico	*	24	2-10	1-8	0-0	1-1-2	2	2	6	0	1	5
at Iowa State	*	39	4-9	4-8	3-4	3-4-7	4	3	2	0	1	15
LOUISIANA-LAFAYETTE	*	37	3-9	1-4	1-1	5-5-10	3	2	3	0	1	8
at Xavier (La.)	*	31	6-12	4-6	0-0	1-3-4	3	2	2	1	1	16
OKLAHOMA	*	35	6-11	4-9	0-0	0-3-3	2	1	2	0	2	16
at St. Joseph's	*	33	2-4	0-0	0-1	1-2-3	0	1	0	0	0	4
SAMFORD	*	29	2-5	2-3	2-2	0-2-2	3	0	3	0	1	8
vs. Coastal Carolina	*	37	5-13	4-11	2-2	4-2-6	2	0	0	0	3	16
vs. North Carolina	*	38	3-12	1-8	0-0	3-0-3	0	1	2	1	2	7
at Elon	*	22	2-4	1-2	0-0	2-1-3	2	2	1	0	1	5
ALABAMA STATE	*	2	0-1	0-1	0-0	1-0-1	0	0	1	0	0	0
TENNESSEE						--DNP--						
at Florida						--DNP--						
at Alabama						--DNP--						
MISSISSIPPI STATE						--DNP--						
at Vanderbilt						--DNP--						
TEXAS A&M						--DNP--						
at Missouri						--DNP--						
at Ole Miss						--DNP--						
GEORGIA						--DNP--						
KENTUCKY						--DNP--						
at Arkansas						--DNP--						
at Tennessee						--DNP--						
ALABAMA						--DNP--						
MISSOURI						--DNP--						
SOUTH CAROLINA						--DNP--						
at LSU						--DNP--						

CAREER HIGHS

Points	18	vs. Florida	12/31/17
Rebounds	10	vs. UL-Lafayette	11/25/18
Assists	4	at Ole Miss	2/16/17
Blocks	2	at LSU	1/18/18
Steals	3	4x; last vs. Coastal Carolina	12/18/18
Field Goals	6	4x; last vs. Oklahoma	12/2/18
Field Goal Attempts	15	vs. Nicholls State	11/9/18
3-Point Field Goals	4	5x; last vs. Coastal Carolina	12/18/18
3-Point FG Attempts	11	vs. Coastal Carolina	12/18/18
Free Throws	4	vs. Alabama	1/28/18
Free Throw Attempts	5	at Missouri	1/26/17

JONES' CAREER STATISTICS (at Auburn)

Season	gp-gs	min/avg	Total		3-Point		F-Throws		Rebounds				Scoring							
			fg-fga	pct	fg-fga	pct	ft-fta	pct	off	def	tot	avg	pf	fo	ast	to	blk	stl	pts	avg
2016-17	31-0	278/9.0	25-76	.329	11-42	.262	23-30	.767	16	24	40	1.3	28	0	13	18	2	12	84	2.7
2017-18	29-16	660/22.8	49-146	.336	29-98	.296	19-24	.792	41	52	93	3.2	75	4	16	39	2	32	146	5.0
2018-19	13-13	384/29.5	46-118	.390	26-74	.351	10-12	.833	26	33	59	4.5	23	0	20	27	3	17	128	9.8
TOTAL	73-29	1322/18.1	120-340	.353	66-214	.308	52-66	.788	83	109	192	2.6	126	4	49	84	7	61	358	4.9



Kiyae' WHITE

#10

Redshirt Freshman • Forward • 6-2

Macungie, Pa.

Emmaus HS

- Career-high 5 rebounds vs. Alabama (2/17) and Missouri (2/24)
- Scored 4 points at St. Joseph's, including a steal and fast-break basket to cap a 9-0 Auburn run in 4th quarter (12/6)
- Season-high 5 points in 12 minutes vs. Samford; also matched season-high with 4 rebounds (12/12)
- Made first collegiate appearance vs. Grambling (11/6); had 3 points, 4 rebounds in 12 minutes of action
- Redshirted 2017-18 season due to injury
- Ranked as No. 20 forward nationally out of high school
- Three brothers all played football at West Virginia; brother, Kevin White, plays for Chicago Bears

SEASON/CAREER HIGHS

Points	5	vs. Samford	12/16/18
Rebounds	5	2x; last vs. Missouri	2/24/19
Assists	2	4x; last at Ole Miss	1/31/19
Blocks	1	at Ole Miss	1/31/19
Steals	1	2x; last vs. Coastal Carolina	12/18/18
Field Goals	2	4x; last vs. Alabama	2/17/19
Field Goal Attempts	4	vs. Alabama State	12/29/18
3-Point Field Goals			
3-Point FG Attempts			
Free Throws	2	2x; last vs. Missouri	2/24/19
Free Throw Attempts	4	vs. Missouri	2/24/19

Opponent	Start	Min.	FG-A	3PT-A	FT-A	O-D-T	PF	Ast.	TO	Blk.	St.	Pts.
GRAMBLING STATE		12	1-2	0-0	1-2	2-2-4	1	2	1	0	0	3
NICHOLLS STATE		11	1-3	0-0	0-0	0-0-0	1	2	1	0	0	2
at New Mexico		1	0-1	0-0	0-0	1-0-1	0	0	0	0	0	0
at Iowa State		2	0-0	0-0	0-0	0-0-0	0	0	0	0	0	0
LOUISIANA-LAFAYETTE		6	0-1	0-0	0-0	0-0-0	0	0	1	0	0	0
at Xavier (La.)		14	0-3	0-0	0-0	2-1-3	2	2	1	0	0	0
OKLAHOMA		3	1-2	0-0	0-0	1-0-1	1	0	0	0	0	2
at St. Joseph's		10	2-3	0-0	0-0	2-2-4	2	0	0	0	1	4
SAMFORD		12	2-3	0-0	1-1	2-2-4	1	0	0	0	0	5
vs. Coastal Carolina		3	1-2	0-0	0-0	0-0-0	1	0	0	0	1	2
vs. North Carolina						--DNP--						
at Elon		8	0-1	0-0	0-0	1-2-3	2	0	1	0	0	0
ALABAMA STATE		11	1-4	0-0	2-3	3-1-4	2	0	0	0	0	4
TENNESSEE						--DNP--						
at Florida		1	0-0	0-0	0-0	0-0-0	2	0	0	0	0	0
at Alabama		1	0-0	0-0	0-0	0-0-0	0	0	0	0	0	0
MISSISSIPPI STATE		12	0-0	0-0	0-0	0-1-1	2	0	1	0	0	0
at Vanderbilt		0+	0-0	0-0	0-0	0-0-0	0	0	0	0	0	0
TEXAS A&M						--DNP--						
at Missouri		8	1-1	0-0	1-2	1-1-2	1	0	0	0	0	3
at Ole Miss		8	2-3	0-0	0-0	1-1-2	0	2	0	1	0	4
GEORGIA		2	0-0	0-0	0-0	0-0-0	0	0	0	0	0	0
KENTUCKY		4	0-1	0-0	0-0	2-1-3	0	0	1	0	0	0
at Arkansas		6	0-0	0-0	0-0	0-0-0	0	0	1	0	0	0
at Tennessee		4	0-0	0-0	0-0	0-1-1	0	0	1	0	0	0
ALABAMA		16	2-3	0-0	0-0	2-3-5	0	0	1	0	0	4
MISSOURI		16	0-3	0-0	2-4	2-3-5	3	1	0	0	0	2
SOUTH CAROLINA		7	0-0	0-0	0-0	0-2-2	2	0	0	0	0	0
at LSU												

WHITE'S CAREER STATISTICS

Season	gp-gs	min/avg	Total		3-Point		F-Throws		Rebounds				Scoring							
			fg-fga	pct	fg-fga	pct	ft-fta	pct	off	def	tot	avg	pf	fo	ast	to	blk	stl	pts	avg
2018-19	25-0	179/7.2	14-36	.389	0-0	.000	7-12	.583	22	23	45	1.8	24	0	9	10	1	2	35	1.4
TOTAL	25-0	179/7.2	14-36	.389	0-0	.000	7-12	.583	22	23	45	1.8	24	0	9	10	1	2	35	1.4



Unique THOMPSON

#20

Sophomore • Forward • 6-3

Theodore, Ala.

****2018 SEC All-Freshman Team****

Faith Academy

• 2018-19 Preseason All-SEC; 2018 SEC All-Freshman Team

- Has 12 double-doubles this season, 19 in her career (8th all-time at Auburn)
- Is third player in Auburn history with 500 rebounds in first two seasons
- Season-high 21 points along with 18 rebounds while playing career-high 43 minutes in OT win over North Carolina (12/20)
- Career-high 19 rebounds with 19 points for second double-double of season at New Mexico (11/9)
- Started 27 games as a freshman; was Auburn's third-leading scorer with 11.5 points/game
- Led Auburn and all SEC freshmen with 8.4 rebounds/game; seventh-best among all SEC players
- Had 7 double-doubles as freshman, tying DeWanna Bonner for the Auburn freshman record
- Her 29 points at UL-Lafayette were 2nd most ever by Auburn freshman, most since Becky Jackson had 38 in 1980

SEASON HIGHS

Points	21	vs. North Carolina	12/20/18
Rebounds	19	at New Mexico	11/11/18
Assists	4	at St. Joseph's	12/6/18
Blocks	3	vs. Alabama State	12/29/18
Steals	4	3x; last vs. Georgia	2/3/19
Field Goals	10	vs. North Carolina	12/20/18
Field Goal Attempts	18	vs. North Carolina	12/20/18
3-Point Field Goals			
3-Point FG Attempts			
Free Throws	10	at Ole Miss	1/31/19
Free Throw Attempts	12	at Ole Miss	1/31/19

Opponent	Start	Min.	FG-A	3PT-A	FT-A	O-D-T	PF	Ast.	TO	Blk.	St.	Pts.
GRAMBLING STATE	*	27	5-8	0-0	4-6	3-10-13	4	1	2	2	1	14
NICHOLLS STATE	*	24	3-7	0-0	0-0	1-9-10	4	1	3	2	4	6
at New Mexico	*	35	7-13	0-0	5-7	8-11-19	1	0	4	1	1	19
at Iowa State	*	36	7-11	0-0	5-9	4-10-14	3	2	2	2	1	19
LOUISIANA-LAFAYETTE	*	31	7-12	0-0	2-5	3-10-13	3	0	4	1	4	16
at Xavier (La.)	*	24	6-10	0-0	3-4	3-5-8	2	0	1	1	3	15
OKLAHOMA	*	30	4-7	0-0	6-8	5-12-17	1	3	3	0	1	14
at St. Joseph's	*	34	5-10	0-0	2-4	2-4-6	2	4	2	0	2	12
SAMFORD	*	23	2-7	0-0	1-2	0-6-6	0	0	1	1	3	5
vs. Coastal Carolina	*	21	5-7	0-0	1-3	7-0-7	5	0	1	0	0	11
vs. North Carolina	*	43	10-18	0-0	1-3	11-7-18	2	1	1	1	3	21
at Elon	*	25	6-7	0-0	2-2	3-3-6	1	2	3	0	0	14
ALABAMA STATE	*	20	2-3	0-0	2-2	4-4-8	2	2	1	3	3	6
TENNESSEE	*	36	8-15	0-0	3-4	7-5-12	2	2	1	1	2	19
at Florida	*	31	4-6	0-0	0-0	3-6-9	2	1	5	0	2	8
at Alabama	*	34	6-7	0-0	0-4	3-6-9	1	1	3	0	1	12
MISSISSIPPI STATE	*	22	0-0	0-0	2-2	1-3-4	4	0	3	0	0	2
at Vanderbilt	*	36	8-13	0-0	0-3	5-8-13	3	0	1	1	2	16
TEXAS A&M	*	33	4-7	0-0	0-0	4-6-10	2	0	3	0	2	8
at Missouri	*	32	3-7	0-0	0-2	3-4-7	1	2	0	0	1	6
at Ole Miss	*	31	5-8	0-0	10-12	2-10-12	2	2	0	1	2	20
GEORGIA	*	43	6-10	0-0	2-5	5-4-9	3	0	2	1	4	14
KENTUCKY	*	36	7-11	0-0	6-10	2-4-6	3	0	5	0	1	20
at Arkansas	*	34	4-12	0-0	5-6	4-8-12	1	3	3	1	2	13
at Tennessee	*	36	6-10	0-0	0-2	6-7-13	2	1	1	1	0	12
ALABAMA	*	24	3-5	0-0	1-2	4-2-6	3	1	3	0	3	7
MISSOURI	*	24	4-5	0-0	1-1	5-3-8	2	1	1	0	1	9
SOUTH CAROLINA	*	33	3-8	0-0	5-9	9-2-11	3	1	2	0	0	11
at LSU												

CAREER HIGHS

Points	29	at Louisiana-Lafayette	12/8/17
Rebounds	19	at New Mexico	11/11/18
Assists	4	at St. Joseph's	12/6/18
Blocks	6	vs. Louisiana Tech	11/19/17
Steals	4	3x; last vs. Georgia	2/3/19
Field Goals	11	2x; last vs. Texas A&M	1/7/18
Field Goal Attempts	18	vs. North Carolina	12/20/18
3-Point Field Goals			
3-Point FG Attempts			
Free Throws	10	at Ole Miss	1/31/19
Free Throw Attempts	12	at Ole Miss	1/31/19

THOMPSON'S CAREER STATISTICS

Season	gp-gs	min/avg	Total		3-Point		F-Throws		Rebounds				Scoring							
			fg-fga	pct	fg-fga	pct	ft-fga	pct	off	def	tot	avg	pf	fo	ast	to	blk	stl	pts	avg
2017-18	27-26	811/30.0	131-271	.483	0-0	.000	49-87	.563	112	115	227	8.4	63	0	28	66	21	32	311	11.5
2018-19	28-28	857/30.6	140-244	.574	0-0	.000	69-117	.590	117	169	286	10.2	64	1	31	61	20	49	349	12.5
TOTAL	55-54	1668/30.3	271-515	.526	0-0	.000	118-204	.578	229	284	513	9.3	127	1	59	127	41	81	660	12.0



Crystal PRIMM

#23

Redshirt Junior • Guard • 5-11

West Palm Beach, Fla.

Oxbridge Academy / Duke

- Hit game-tying layup to force OT, then made 4 straight FTs in OT to clinch 59-58 win over Georgia; also had career-high 9 rebounds (2/3)
- Led Auburn with 17 points and career-high 7 rebounds in win at Elon (12/22)
- Career-high 18 points on 9-12 shooting in OT win over North Carolina (12/20)
- 14 points, 6 rebounds, 8-10 FTs - all in second half - vs. Coastal Carolina (12/18)
- Career-high 5 steals along with 8 points, 4 rebounds, 4 assists vs. Nicholls State (11/9)
- Scored 15 points in 22 minutes in Auburn debut vs. Grambling (11/6)
- Enrolled at Auburn in summer of 2017; redshirted 2017-18 season after transferring from Duke
- Played in 33 games off the bench as sophomore at Duke; averaged 2.5 points, 1.6 rebounds
- Started 14 games as freshman, averaging 4.6 points, 2.6 rebounds; career-high 15 points at Kentucky

SEASON HIGHS

Points	18	vs. North Carolina	12/20/18
Rebounds	9	vs. Georgia	2/3/19
Assists	5	vs. Kentucky	2/7/19
Blocks	1	5x; last at Missouri	1/27/19
Steals	7	vs. Mississippi State	1/14/19
Field Goals	9	vs. North Carolina	12/20/18
Field Goal Attempts	17	vs. Georgia	2/3/19
3-Point Field Goals	1	5x; last vs. Alabama	1/10/19
3-Point FG Attempts	8	vs. Coastal Carolina	12/18/18
Free Throws	10	vs. Coastal Carolina	12/18/18

Opponent	Start	Min.	FG-A	3PT-A	FT-A	O-D-T	PF	Ast.	TO	Blk.	St.	Pts.
GRAMBLING STATE	*	22	6-8	0-1	3-3	4-0-4	5	0	4	0	0	15
NICHOLLS STATE	*	27	4-9	0-1	0-0	2-2-4	2	4	3	0	5	8
at New Mexico	*	32	3-7	0-0	4-4	2-4-6	2	1	1	0	1	10
at Iowa State	*	34	3-7	0-1	1-2	0-1-1	2	0	2	1	0	7
LOUISIANA-LAFAYETTE	*	24	4-8	0-1	1-1	0-2-2	4	1	3	0	2	9
at Xavier (La.)	*	24	0-1	0-0	4-6	1-1-2	3	1	1	0	1	4
OKLAHOMA	*	26	6-11	0-0	2-3	2-1-3	4	1	2	1	3	14
at St. Joseph's	*	27	5-6	0-0	4-4	1-3-4	0	2	2	0	1	14
SAMFORD	*	20	3-8	0-0	3-4	1-1-2	1	2	3	1	2	9
vs. Coastal Carolina	*	25	3-8	0-0	8-10	2-4-6	3	1	3	0	2	14
vs. North Carolina	*	30	9-12	0-0	0-0	4-2-6	2	0	4	1	4	18
at Elon	*	26	7-10	0-0	3-3	5-2-7	2	2	1	0	2	17
ALABAMA STATE	*	24	3-4	0-0	6-8	2-2-4	1	2	1	0	3	12
TENNESSEE	*	31	6-10	0-0	4-6	3-2-5	4	2	2	0	1	16
at Florida	*	33	3-8	0-0	3-4	1-6-7	4	0	3	0	0	9
at Alabama	*	30	5-9	0-1	0-0	0-3-3	3	4	5	0	1	10
MISSISSIPPI STATE	*	33	6-15	0-0	2-7	1-0-1	2	1	2	0	7	14
at Vanderbilt	*	38	3-6	0-0	2-3	3-1-4	3	4	2	0	4	8
TEXAS A&M	*	32	3-12	0-0	4-5	2-2-4	4	1	3	0	4	10
at Missouri	*	31	6-10	0-0	0-2	1-3-4	3	1	2	1	2	12
at Ole Miss	*	20	4-12	0-0	3-4	4-2-6	4	1	4	0	2	11
GEORGIA	*	38	4-17	0-0	5-6	4-5-9	2	0	5	0	0	13
KENTUCKY	*	35	3-7	0-0	5-7	0-2-2	4	5	3	0	6	11
at Arkansas	*	23	4-5	0-0	1-1	0-1-1	5	2	2	0	0	9
at Tennessee	*	25	2-9	0-0	0-0	3-1-4	1	2	3	0	0	4
ALABAMA	*	22	1-8	0-0	3-4	2-0-2	4	1	2	0	0	5
MISSOURI	*	25	2-6	0-0	1-3	0-1-1	2	0	1	0	1	5
SOUTH CAROLINA	*	25	6-10	0-0	2-2	0-0-0	4	0	0	0	0	14
at LSU												

CAREER HIGHS (incl. 2 years @ Duke)

Points	18	vs. North Carolina	12/20/18
Rebounds	9	vs. Georgia	2/3/19
Assists	5	vs. Kentucky	2/7/19
Blocks	1	3x; last vs. Samford	12/16/18
Steals	7	vs. Mississippi State	1/14/19
Field Goals	9	vs. North Carolina	12/20/18
Field Goal Attempts	17	vs. Georgia	2/3/19
3-Point Field Goals	1	6x; last vs. Alabama	1/10/19
3-Point FG Attempts	8	vs. Coastal Carolina	12/18/18
Free Throws	10	vs. Coastal Carolina	12/18/18

PRIMM'S CAREER STATISTICS (at Auburn)

Season	gp-gs	min/avg	Total		3-Point		F-Throws		Rebounds				Scoring							
			fg-fga	pct	fg-fga	pct	ft-fta	pct	off	def	tot	avg	pf	fo	ast	to	blk	stl	pts	avg
2018-19	28-28	777/27.8	114-243	.469	0-5	.000	74-102	.725	50	54	104	3.7	80	2	41	69	5	54	302	10.8
TOTAL	28-28	777/27.8	114-243	.469	0-5	.000	74-102	.725	50	54	104	3.7	80	2	41	69	5	54	302	10.8



Erin HOWARD

#24

Freshman • Guard/Forward • 6-1

Madison, Wis.

Madison East HS

- Career-high 12 points on 5-6 shooting (2-2 3FG) in win over Missouri (2/24)
- Career-best 8 rebounds, 3 blocks in win at Arkansas (2/10)
- Returned to starting lineup at Ole Miss; had 8 points, 5 rebounds, 3 steals in career-high 37 minutes (1/31)
- Had career-high 5 assists, 3 steals in win at Alabama (1/10)
- Made first collegiate start vs. Tennessee (1/3); scored career-high 11 points in 33 minutes
- Career-high 7 rebounds; hit record-setting 14th Auburn 3-pointer in win at Elon (12/22)
- Hit first two career 3-pointers, including buzzer-beater at end of 3rd quarter, in win over New Mexico (11/11); finished with 8 points
- Averaged 17.4 points, 11.1 rebounds, 3.9 assists as high school senior
- First Auburn women's basketball player from state of Wisconsin

SEASON HIGHS

Points	12	vs. Missouri	2/24/19
Rebounds	8	at Arkansas	2/10/19
Assists	5	at Alabama	1/10/19
Blocks	3	at Arkansas	2/10/19
Steals	3	3x; last vs. Georgia	2/3/19
Field Goals	5	vs. Missouri	2/24/19
Field Goal Attempts	13	vs. Alabama State	12/29/18
3-Point Field Goals	3	vs. Tennessee	1/3/19
3-Point FG Attempts	9	vs. Alabama State	12/29/18
Free Throws	2	2x; last vs. Alabama	2/17/19
Free Throw Attempts	2	3x; last vs. Alabama	2/17/19

Opponent	Start	Min.	FG-A	3PT-A	FT-A	O-D-T	PF	Ast.	TO	Blk.	St.	Pts.
GRAMBLING STATE		11	1-4	0-2	0-0	2-1-3	1	1	0	0	2	2
NICHOLLS STATE		11	0-2	0-2	0-0	0-2-2	1	0	0	1	2	0
at New Mexico		20	2-4	2-3	2-2	0-1-1	2	1	1	1	0	8
at Iowa State		8	0-1	0-1	0-0	0-0-0	2	1	1	0	0	0
LOUISIANA-LAFAYETTE						--DNP--						
at Xavier (La.)		12	2-6	1-5	0-0	0-0-0	2	1	1	1	0	5
OKLAHOMA		11	2-4	0-1	0-0	2-2-4	1	3	0	0	1	4
at St. Joseph's		10	0-1	0-0	0-0	0-0-0	1	0	1	0	0	0
SAMFORD		12	0-3	0-2	0-0	0-0-0	0	1	1	1	0	0
vs. Coastal Carolina		14	2-4	0-2	0-0	1-3-4	2	0	0	0	0	4
vs. North Carolina		14	1-2	1-2	0-0	0-1-1	0	0	0	0	2	3
at Elon		18	2-5	2-4	0-0	2-5-7	2	3	1	2	0	6
ALABAMA STATE		29	2-13	1-9	0-0	2-5-7	3	2	1	2	2	5
TENNESSEE	*	33	4-8	3-7	0-0	3-1-4	3	0	0	0	1	11
at Florida	*	31	1-3	1-3	0-0	0-5-5	1	2	0	1	0	3
at Alabama	*	30	1-7	0-4	0-0	1-1-2	2	5	0	1	3	2
MISSISSIPPI STATE	*	15	0-0	0-0	0-0	0-0-0	2	0	0	0	0	0
at Vanderbilt	*	19	1-7	0-4	0-0	2-1-3	1	0	2	0	0	2
TEXAS A&M		15	0-2	0-1	0-0	0-3-3	0	2	0	0	1	0
at Missouri		15	0-2	0-1	0-0	1-0-1	1	0	0	0	1	0
at Ole Miss	*	37	3-5	1-3	1-2	2-3-5	3	2	1	0	3	8
GEORGIA	*	22	3-3	1-1	0-0	2-2-4	1	0	1	0	3	7
KENTUCKY	*	20	2-3	0-0	0-0	2-2-4	3	1	3	0	0	4
at Arkansas	*	30	3-9	1-5	0-0	2-6-8	0	3	1	3	2	7
at Tennessee	*	31	1-4	1-3	0-0	0-2-2	3	2	2	0	0	3
ALABAMA	*	24	0-5	0-2	2-2	1-4-5	4	1	0	0	0	2
MISSOURI	*	32	5-6	2-2	0-0	0-3-3	2	2	1	2	1	12
SOUTH CAROLINA	*	27	1-4	1-3	0-0	0-1-1	2	0	2	0	1	3
at LSU												

HOWARD'S CAREER STATISTICS

Season	gp-gs	min/avg	Total		3-Point		F-Throws		Rebounds				Scoring							
			fg-fga	pct	fg-fga	pct	ft-fa	pct	off	def	tot	avg	pf	fo	ast	to	blk	stl	pts	avg
2018-19	27-13	558/20.7	39-117	.333	18-72	.250	5-6	.833	25	54	79	2.9	45	0	33	20	15	25	101	3.7
TOTAL	27-13	558/20.7	39-117	.333	18-72	.250	5-6	.833	25	54	79	2.9	45	0	33	20	15	25	101	3.7



Janiah McKAY

#33

Senior • Guard • 5-6

Gainesville, Fla.

Gainesville HS

• 2018 Preseason All-SEC Second Team

- Auburn is 11-0 this season when McKay has at least 6 assists
- Season-high 23 points at Missouri (1/27)
- 16 points, 6 rebounds, 6 assist, 3 steals at Florida in front of hometown fans for the last time (1/6)
- Three straight 20-point games: 21 at St. Joseph's, 20 vs. Samford, 21 vs. Coastal Carolina; Auburn's leading scorer in each game
- Scored 21 points along with 4 steals and 4 assists at St. Joseph's; was 7-of-8 at FT line in 4th quarter to clinch win (12/6)
- Named to Preseason WNIT All-Tournament Team; averaged 15.6 points, 5.3 assists in the tournament
- Recorded second career double-double with 16 points, 10 assists in season-opener vs. Grambling (11/6)
- Matched career-high with 29 points along with 5 assists and 5 steals in win over Louisiana Tech (11/19); also had 29 vs. UT and Alabama in 2016-17

SEASON HIGHS

Points	23	at Missouri	1/27/19
Rebounds	5	2x; last at Iowa State	11/13/18
Assists	10	vs. Grambling	11/6/18
Blocks	2	vs. Grambling	11/6/18
Steals	5	vs. Georgia	2/3/19
Field Goals	9	2x; last at Missouri	1/27/19
Field Goal Attempts	20	at Missouri	1/27/19
3-Point Field Goals	3	at Iowa State	11/13/18
3-Point FG Attempts	5	2x; last at Vanderbilt	1/17/19
Free Throws	11	vs. South Carolina	2/28/19
Free Throw Attempts	14	vs. South Carolina	2/28/19

Opponent	Start	Min.	FG-A	3PT-A	FT-A	O-D-T	PF	Ast.	TO	Blk.	St.	Pts.
GRAMBLING STATE	*	28	6-8	2-2	2-2	0-2-2	3	10	1	2	3	16
NICHOLLS STATE	*	31	5-12	0-2	4-4	0-3-3	4	7	2	0	3	14
at New Mexico	*	39	6-12	1-1	6-8	1-4-5	2	6	2	0	3	19
at Iowa State	*	36	5-14	3-5	1-2	0-5-5	4	3	4	0	1	14
LOUISIANA-LAFAYETTE	*	34	4-10	1-3	4-4	1-1-2	3	6	5	0	3	13
at Xavier (La.)	*	27	4-7	0-2	1-3	0-0-0	0	7	4	0	2	9
OKLAHOMA	*	29	3-11	0-2	0-0	1-0-1	4	1	1	0	1	6
at St. Joseph's	*	28	6-10	0-2	9-10	0-1-1	1	4	4	0	4	21
SAMFORD	*	26	6-12	1-2	7-8	1-3-4	0	4	2	0	4	20
vs. Coastal Carolina	*	33	7-13	0-4	7-9	0-2-2	1	4	5	0	1	21
vs. North Carolina	*	37	5-18	1-4	10-13	1-3-4	3	4	2	0	4	21
at Elon	*	24	6-8	1-2	0-0	1-2-3	1	4	1	0	1	13
ALABAMA STATE	*	18	0-6	0-0	7-7	0-1-1	2	3	0	0	2	7
TENNESSEE	*	30	2-11	1-3	5-6	1-0-1	2	2	3	0	2	10
at Florida	*	30	6-11	0-1	4-5	1-5-6	2	6	3	0	3	16
at Alabama	*	32	3-7	0-1	2-2	0-5-5	2	3	4	0	2	8
MISSISSIPPI STATE	*	30	3-14	0-3	0-1	1-2-3	3	3	1	0	2	6
at Vanderbilt	*	37	9-18	1-5	0-0	0-0-0	3	6	2	0	4	19
TEXAS A&M	*	34	6-16	1-4	4-4	1-0-1	3	3	3	0	2	17
at Missouri	*	36	9-20	1-2	4-8	1-2-3	3	1	1	0	1	23
at Ole Miss	*	29	2-7	1-3	1-2	1-1-2	3	6	2	0	1	6
GEORGIA	*	39	5-17	0-4	8-10	0-1-1	2	1	4	0	5	18
KENTUCKY	*	38	3-12	0-2	8-8	1-1-2	0	3	2	0	3	14
at Arkansas	*	34	4-6	0-0	5-6	0-3-3	5	6	0	0	1	13
at Tennessee	*	34	5-11	0-3	2-3	0-1-1	1	1	2	0	1	12
ALABAMA	*	23	4-8	2-2	1-2	1-4-5	2	6	2	0	0	11
MISSOURI	*	34	2-11	0-2	5-8	0-2-2	2	6	1	0	1	9
SOUTH CAROLINA	*	32	5-16	0-3	11-14	0-1-1	3	7	2	0	3	21
at LSU												

CAREER HIGHS

Points	29	3x; last vs. Louisiana Tech	11/19/17
Rebounds	8	vs. North Carolina A&T	11/16/17
Assists	13	vs. Ole Miss	1/8/17
Blocks	2	vs. Grambling	11/6/18
Steals	6	2x; last vs. Xavier (La.)	12/28/17
Field Goals	11	4x; last at Mississippi State	2/22/18
Field Goal Attempts	25	vs. Alabama	2/20/17
3-Point Field Goals	5	at Towson	12/20/15
3-Point FG Attempts	9	at Towson	12/20/15
Free Throws	12	vs. Arkansas	1/14/18
Free Throw Attempts	14	3x; last vs. South Carolina	2/28/19

McKAY'S CAREER STATISTICS

Season	gp-gs	min/avg	Total		3-Point		F-Throws		Rebounds				Scoring							
			fg-fga	pct	fg-fga	pct	ft-fga	pct	off	def	tot	avg	pf	fo	ast	to	blk	stl	pts	avg
2015-16	33-19	894/27.1	104-285	.365	28-100	.280	69-101	.683	17	48	65	2.0	72	1	76	119	4	43	305	9.2
2016-17	32-32	906/28.3	145-397	.365	14-63	.222	110-148	.743	11	50	61	1.9	63	1	109	73	0	43	414	12.9
2017-18	29-28	936/32.3	168-419	.401	14-57	.246	130-157	.828	14	87	101	3.5	62	2	129	96	1	68	480	16.6
2018-19	28-28	883/31.5	131-326	.402	17-69	.246	118-149	.792	14	55	69	2.5	64	1	123	65	2	63	397	14.2
TOTAL	122-107	3619/29.7	548-1427	.384	73-289	.253	427-555	.769	56	240	296	2.4	261	5	437	353	7	217	1596	13.1



Natalie KELLY

#35

Freshman • Forward • 6-3

Albany, La.

Albany HS

- Played 3 minutes in collegiate debut vs. Grambling; had 1 point, 1 rebound (11/6)
- Made first SEC appearance at Missouri (1/27)
- Ranked as No. 38 post player in nation, according to ESPN HoopGuriz
- Averaged 17.1 points, 12.1 rebounds, 3.3 steals as high school senior
- Set school record for single-season rebounds with 379 as a junior

SEASON/CAREER HIGHS

Points	2	vs. UL-Lafayette	11/25/18
Rebounds	3	2x; last vs. Alabama State	12/29/18
Assists			
Blocks	1	2x; last vs. Alabama State	12/29/18
Steals	1	2x; last vs. Alabama	2/17/19
Field Goals	1	vs. UL-Lafayette	11/25/18
Field Goal Attempts	2	vs. UL-Lafayette	11/25/18
3-Point Field Goals			
3-Point FG Attempts			
Free Throws	1	3x; last vs. Alabama State	12/29/18
Free Throw Attempts	2	4x; last vs. Alabama State	12/29/18

Opponent	Start	Min.	FG-A	3PT-A	FT-A	0-D-T	PF	Ast.	TO	Blk.	St.	Pts.
GRAMBLING STATE		3	0-0	0-0	1-2	1-0-1	0	0	3	0	0	1
NICHOLLS STATE						--DNP--						
at New Mexico						--DNP--						
at Iowa State						--DNP--						
LOUISIANA-LAFAYETTE	4		1-2	0-0	0-2	0-0-0	0	0	0	1	0	2
at Xavier (La.)	7		0-1	0-0	1-2	0-0-0	1	0	1	0	1	1
OKLAHOMA	1		0-0	0-0	0-0	0-0-0	0	0	0	0	0	0
at St. Joseph's	1		0-0	0-0	0-0	0-0-0	0	0	0	0	0	0
SAMFORD	10		0-1	0-0	0-0	1-2-3	1	0	1	0	0	0
vs. Coastal Carolina	8		0-0	0-0	0-0	0-1-1	0	0	2	0	0	0
vs. North Carolina						--DNP--						
at Elon	3		0-0	0-0	0-0	0-0-0	0	0	0	0	0	0
ALABAMA STATE	8		0-0	0-0	1-2	3-0-3	1	0	1	1	0	1
TENNESSEE						--DNP--						
at Florida						--DNP--						
at Alabama						--DNP--						
MISSISSIPPI STATE						--DNP--						
at Vanderbilt						--DNP--						
TEXAS A&M						--DNP--						
at Missouri	1		0-0	0-0	0-0	0-0-0	0	0	0	0	0	0
at Ole Miss	1		0-0	0-0	0-0	0-0-0	1	0	0	0	0	0
GEORGIA						--DNP--						
KENTUCKY						--DNP--						
at Arkansas						--DNP--						
at Tennessee						--DNP--						
ALABAMA	2		0-1	0-0	0-0	0-1-1	0	0	0	0	1	0
MISSOURI						--DNP--						
SOUTH CAROLINA						--DNP--						
at LSU												

KELLY'S CAREER STATISTICS

Season	gp-gs	min/avg	Total		3-Point		F-Throws		Rebounds				Steals			Scoring				
			fg-fga	pct	fg-fga	pct	ft-fta	pct	off	def	tot	avg	pf	fo	ast	to	blk	stl	pts	avg
2018-19	12-0	49/4.1	1-5	.200	0-0	.000	3-8	.375	6	4	10	0.8	4	0	0	8	2	2	5	0.4
TOTAL	12-0	49/4.1	1-5	.200	0-0	.000	3-8	.375	6	4	10	0.8	4	0	0	8	2	2	5	0.4

Game 1: Nov. 6, 2018
Auburn 97, Grambling 48
Auburn Arena
Auburn, Ala.

Official Basketball Box Score -- Game Totals -- Final Statistics
Grambling State vs Auburn
11/06/18 5:30 pm at Auburn Arena -- Auburn, Ala.

Table with columns: #, Player, FG, 3-PT, FT, Reb, Tot, PF, TP, A, TO, Blk, Stl, Min. Lists stats for Auburn and Grambling players.

Table with columns: 1st, 2nd, 3rd, 4th, Total. Shows quarter-by-quarter performance metrics.

Summary statistics table with rows for FG%, 3P%, FT%, Reb, PF, TP, A, TO, Blk, Stl, Min, and other team metrics.

Officials: Mark Zentz, Billy Smith, Carmen Portorreal
Technical fouls: Grambling State None, Auburn-None.
Attendance: 1657

Score by periods table with columns: 1st, 2nd, 3rd, 4th, Total. Shows Auburn 26, 18, 24, 29, 97.

Last FG - GRAMWBS 4th-00:35, AU 4th-00:09.
Largest lead - GRAMWBS by 4:18-08:38, AU by 49:4th-00:09.
GRAMWBS led for 02:56, AU led for 36:47. Game was tied for 00:17.

AUBURN --Janiah McKay and Unique Thompson both recorded double-doubles as the Auburn women's basketball team posted its highest scoring output of the Terri Williams-Flournoy era with a 97-48 victory over Grambling State Tuesday at Auburn Arena.

Led by 16 points from McKay and freshman Robyn Benton, Auburn (1-0) had six players in double figures, the first time for the Tigers to hit that mark since the 2008-09 season.

Along with the 16 points from McKay and Benton, the Tigers got 15 points from redshirt junior Crystal Primm in her Auburn debut, 14 points from Thompson, and 13 each from Daisa Alexander and Emari Jones.

Thompson posted her eighth career double-double with a team-high 13 rebounds to go with her 14 points. And McKay recorded the second double-double of her career, notching 10 assists to go with her 16 points. It was the first time for Auburn to have two players with a double-double in the same game since the 2015-16 season when Tra'Ce'e Tanner and Brandy Montgomery pulled off the feat.

Auburn shot 53.5 percent from the field, scored 97 points and had 53 rebounds - all higher totals than in any game last season. The Tigers' 97 points were the most of the Coach Flo era and the highest output since scoring 119 against Sam Houston State in 2008 - also the last time the Tigers had at least six players in double-figures.

Every player that dressed for Auburn scored. Sophomore Abigayle Jackson had four points along with five rebounds, and freshmen Kiyae' White (3 points, 4 rebounds), Erin Howard (2 points, 3 rebounds) and Natalie Kelly (1 point, 1 rebound) found the stat sheet in their Auburn debuts.

After Grambling scored the first four points of the game and took a 6-3 lead, Auburn went on a 16-1 run over the next four-plus minutes to take a 19-9 lead. Grambling would get no closer than 9 points the rest of the way. Auburn ended the first half on a 12-0 run to take a 44-20 lead to the break.

Game 2: Nov. 9, 2018
Auburn 80, Nicholls State 59
Auburn Arena
Auburn, Ala.
Preseason WNIT - Round 1

Official Basketball Box Score -- Game Totals -- Final Statistics
Nicholls vs Auburn
11/09/18 6:00 pm at Auburn Arena -- Auburn, Ala.

Table with columns: #, Player, FG, 3-PT, FT, Reb, Tot, PF, TP, A, TO, Blk, Stl, Min. Lists stats for Auburn and Nicholls players.

Table with columns: 1st, 2nd, 3rd, 4th, Total. Shows quarter-by-quarter performance metrics.

Summary statistics table with rows for FG%, 3P%, FT%, Reb, PF, TP, A, TO, Blk, Stl, Min, and other team metrics.

Officials: Neanta Williams, David Jenkins, Simone Reed
Technical fouls: Nicholls-None, Auburn-None.
Attendance: 2316

Score by periods table with columns: 1st, 2nd, 3rd, 4th, Total. Shows Auburn 10, 16, 17, 16, 59.

Last FG - NICH 4th-00:29, AU 4th-00:48.
Largest lead - NICH None, AU by 29:4th-06:21.
NICH led for 00:05, AU led for 29:45. Game was tied for 00:14.

AUBURN -- Auburn jumped out to a big early lead and had another strong offensive performance Friday night in an 80-59 win over Nicholls State in the first round of the Preseason Women's NIT.

It was Auburn's second-straight game scoring at least 80 points; the Tigers scored 80 or more just twice all of last season. Despite a cold fourth quarter, Auburn shot 45.1% from the field and made 12-of-13 free throws.

Daisa Alexander led Auburn with 20 points while also racking up five rebounds and two steals. Emari Jones added 15 points and pulled down 8 rebounds for the second straight game along with three assists and two steals. Janiah McKay finished with 14 points and seven assists.

And Unique Thompson scored six points and pulled down a game-high 10 rebounds to go along with four steals and two blocks while playing just 24 minutes.

Auburn jumped out to a 9-0 lead in the first two minutes and had another 9-0 run in the first quarter to take a 23-10 lead after 10 minutes. Nicholls took advantage of an Auburn cold stretch in the second to cut the lead to as few as seven points, but the Tigers took a 37-26 lead to the break.

The Tigers pulled away in the third quarter and increased their lead to as many as 29 in the fourth before a cold stretch late saw the final margin trimmed to 21.

The Tigers took full advantage of being several inches taller at most every position, out-rebounding the Colonels 42-28 and racking up five blocked shots. Auburn also had 18 steals in forcing 24 Nicholls turnovers, turning those into 29 points.

Nicholls' Cassidy Barrios, the defending Southland Conference Player of the Year, shared the game lead in scoring with 20 points and pulled down 11 rebounds for her first double-double of the year.

Game 3: Nov. 11, 2018
Auburn 79, New Mexico 76
The Pit
Albuquerque, N.M.
Preseason WNIT - Quarterfinal

Official Basketball Box Score -- Game Totals -- Final Statistics
Auburn vs New Mexico
11/11/18 2:00 pm at Albuquerque, N.M. - The Pit

Table with columns: #, Player, FG, 3-PT, FT, Reb, Tot, PF, TP, A, TO, Blk, Stl, Min. Lists stats for Auburn and New Mexico players.

Table with columns: 1st, 2nd, 3rd, 4th, Total. Shows quarter-by-quarter performance metrics.

Summary statistics table with rows for FG%, 3P%, FT%, Reb, PF, TP, A, TO, Blk, Stl, Min, and other team metrics.

Officials: Jody Cantrell, Ily Seales, DeMoya Williams
Technical fouls: Auburn-None, New Mexico-None.
Attendance: 6419

Score by periods table with columns: 1st, 2nd, 3rd, 4th, Total. Shows Auburn 20, 15, 21, 22, 79.

Last FG - AU 4th-00:16, UNM 4th-00:41.
Largest lead - AU by 8:2nd-08:50, UNM by 4:2nd-01:14.
AU led for 22:58, UNM led for 08:08. Game was tied for 09:44.

ALBUQUERQUE, N.M. -- Sophomore Unique Thompson had 19 points and a career-high 19 rebounds as Auburn won a thriller at New Mexico, 79-76, to advance to the semifinals of the Preseason Women's NIT.

With 17 seconds to play and the score tied 76-all, junior Daisa Alexander hit a baseline jumper, got fouled, and made the free throw to give the Tigers (3-0) a three-point lead. New Mexico (1-1), who had hit 12 3-pointers in the game, had two locks on a tying try in the final three seconds but missed both as the clock expired.

Thompson's 19-point, 19-rebound effort marked her second double-double in three games and the ninth of her career. The 19 rebounds were the most by an Auburn player since Tra'Ce'e Tanner also had 19 at Florida Gulf Coast during the 2015-16 season.

Auburn took advantage of early New Mexico fouls, hitting 8-of-12 free throws in the first quarter and 15-of-20 in the first half. Those points were sorely needed because the Tigers managed just 30.3 percent from the field in the opening half. Despite that, Auburn finished the second quarter on a 7-0 run - a 3-pointer from Emari Jones and four points from Janiah McKay - to take a 36-33 lead to the break.

The foul count went down and the shooting percentages went up in the second half as the Tigers shot 52.9 percent in the final 20 minutes. The lead changed hands 10 different times during the second half alone - including the closing seconds of the third quarter. The Lobos took a 56-54 lead with five seconds to play on a pair of free throws, but freshman Erin Howard drained a buzzer-beating 3-pointer to give the Tigers a 57-56 lead through three periods.

Auburn then moved ahead by as many as five points with 4:40 to play, taking a 70-65 lead out of the final minute timeout on a pair of Thompson free throws. But in a span of two New Mexico possessions, the Lobos were back ahead 71-70 on a pair of 3-pointers.

McKay hit a jumper to give the Tigers a 76-73 lead with exactly a minute to play, but the Lobos answered with their 12th 3-pointer of the game to knot the score at 76-76, setting up Alexander's game-winner.

Game 7: Dec. 2, 2018 Auburn 95, Oklahoma 79 Auburn Arena Auburn, Ala. SEC/Big 12 Challenge

Official Basketball Box Score -- Game Totals -- Final Statistics Oklahoma vs Auburn 12/02/18 7:00 pm at Auburn Arena -- Auburn, Ala.

Oklahoma 79 • 2-5

Box score table for Oklahoma vs Auburn, Dec 2, 2018. Columns include Player, FG-FGA, 3-PT, FT-FTA, Rebounds, PF, TP, A TO Bk Stl Min.

Auburn 95 • 6-1

Box score table for Auburn vs Oklahoma, Dec 2, 2018. Columns include Player, FG-FGA, 3-PT, FT-FTA, Rebounds, PF, TP, A TO Bk Stl Min.

Officials: Jesse Dickinson, Amy Bonner, Brian Garland Technical fouls: Oklahoma-None, Auburn-None. Attendance: 1877

2018 SEC/Big 12 Challenge

Score by periods table for Oklahoma vs Auburn, Dec 2, 2018.

Points in Off 2nd Fast table for Oklahoma vs Auburn, Dec 2, 2018.

Last FG - OU 4th-00:14, AU 4th-00:25, Largest lead - OU by 14:01:21, AU by 23:24:08-09, OU led for 10:00, AU led for 29:12, Game was tied for 00:13.

Score tied - 1 time, Lead changed - 3 times.

Auburn let loose in the fourth, shooting 64.7 percent in the final 10 minutes to put the game away. The Tigers hit three straight 3-pointers in a stretch of less than three minutes, pushing the lead to 18 on Alexander's record-setting shot with 3:48 to play.

AUBURN-- Auburn hit 13 3-pointers to set a new school record Sunday afternoon as the Tigers defeated Oklahoma 95-79 at Auburn Arena in the SEC/Big 12 Challenge.

Led by a double-double from sophomore Unique Thompson, five players scored in double-figures for the Tigers (6-1), who snapped an eight-game losing streak against Big 12 opponents and earned their 11th straight home non-conference win.

The Tigers made 13 3-pointers on the night, breaking the previous record of 12 that was set Dec. 5, 2007 - nearly 11 years ago to the day - against Colgate. Daisa Alexander's third triple of the night with 3:48 to play gave the Tigers an 83-65 lead and set the new program mark.

Thompson finished with 17 points and 14 rebounds for her fifth double-double of the year. She now has 12 double-doubles for her career, tied for 12th in Auburn history. Alexander led the Auburn attack with 19 points and also had a game-high five assists along with five rebounds.

Emari Jones hit four of Auburn's 13 treys and finished with 16 points, and Crystal Primm and Robyn Benton added 14 points apiece; Primm had a team-leading three steals, and Benton also knocked down four 3-pointers.

Auburn got off to a slow start as the Sooners opened up with a flurry of 3-pointers, taking a 24-17 lead after one quarter. But the Tigers started the second period on an 11-0 run to take a lead they would never relinquish. Auburn shot 52.6 percent in the second quarter and held the Sooners to just 2-of-11 from the field, outscoring Oklahoma 27-6 in the period to take a 44-30 halftime lead.

The Tigers' lead ballooned to as much as 22 points early in the third quarter at 52-30, but the Sooners mounted a charge with a 19-2 run over the next five minutes to cut the deficit to as few as five points.

Auburn let loose in the fourth, shooting 64.7 percent in the final 10 minutes to put the game away. The Tigers hit three straight 3-pointers in a stretch of less than three minutes, pushing the lead to 18 on Alexander's record-setting shot with 3:48 to play.

Game 8: Dec. 6, 2018 Auburn 81, St. Joseph's 70 Hagan Arena Philadelphia, Pa.

Official Basketball Box Score -- Game Totals -- Final Statistics Auburn vs Saint Joseph's 12/06/18 7:00 pm at Hagan Arena -- Philadelphia, Pa.

Auburn 81 • 7-1

Box score table for Auburn vs Saint Joseph's, Dec 6, 2018. Columns include Player, FG-FGA, 3-PT, FT-FTA, Rebounds, PF, TP, A TO Bk Stl Min.

Saint Joseph's 70 • 3-6

Box score table for Saint Joseph's vs Auburn, Dec 6, 2018. Columns include Player, FG-FGA, 3-PT, FT-FTA, Rebounds, PF, TP, A TO Bk Stl Min.

Officials: John Capolino, Ed Sidlasky, Karen Preato Technical fouls: Auburn-None, Saint Joseph's-None. Attendance: 443

Score by periods

Score by periods table for Auburn vs Saint Joseph's, Dec 6, 2018.

Points in Off 2nd Fast table for Auburn vs Saint Joseph's, Dec 6, 2018.

Last FG - AU 4th-02:52, SJU 4th-01:18, Largest lead - SAM None, AU by 14:00:30, SJU by 2:18:08-09, AU led for 38:03, SJU led for 00:46, Game was tied for 01:09.

Score tied - 1 time, Lead changed - 4 times.

Auburn won the game in the fourth quarter, shooting 64.7 percent in the final 10 minutes to put the game away. The Tigers hit three straight 3-pointers in a stretch of less than three minutes, pushing the lead to 18 on Alexander's record-setting shot with 3:48 to play.

PHILADELPHIA -- Jannah McKay scored a season-high 21 points, and the Auburn women's basketball team held off a furious late rally by St. Joseph's to pick up an 81-70 win on the road Thursday night.

At 7-1, the Tigers are off to their best start of the Terri Williams-Flournoy era and their best since the 2008-09 SEC Championship team won their first 20 games. But the victory was not without its tense moments as St. Joseph's (3-6) went on a tear in the second half to nearly erase a 15-point Auburn lead.

McKay's 21 points led all scorers and she was key in the fourth quarter when she scored nine points and hit 6-of-8 free throws in the closing minutes.

Auburn had five total players in double-figures for the second straight game. Daisa Alexander finished with 16 after an 11-point first quarter, Crystal Primm scored 14, Unique Thompson had 12 and Brooke Moore added a season-high 10. Thompson was Auburn's leading rebounder with six.

The Tigers led by as many as 15 in the third quarter at 49-34 but saw St. Joseph's go on a furious tear, hitting eight shots in a row and 12-of-14 over a stretch that spanned the third and fourth quarters, to cut the lead to just one at 65-64 with just over six minutes to play.

But Auburn would finally get some defensive stops and put some distance between themselves and the Hawks, going on a 9-0 run to take a 74-64 lead with 2:52 left. The run was punctuated by a steal and fast-break basket by redshirt freshman Kiyae' White, drawing a huge cheer from a group of friends and family from her nearby hometown of Macungie, Pa.

St. Joe's cut it to four points again at 74-70 after a pair of treys, but Auburn took care of business at the free-throw line in the final minute to put the game away.

Game 9: Dec. 16, 2018 Auburn 73, Samford 46 Auburn Arena Auburn, Ala.

Official Basketball Box Score -- Game Totals -- Final Statistics Samford vs Auburn 12/16/18 2:00 pm at Auburn Arena -- Auburn, Ala.

Samford 46 • 3-8

Box score table for Samford vs Auburn, Dec 16, 2018. Columns include Player, FG-FGA, 3-PT, FT-FTA, Rebounds, PF, TP, A TO Bk Stl Min.

Auburn 73 • 8-1

Box score table for Auburn vs Samford, Dec 16, 2018. Columns include Player, FG-FGA, 3-PT, FT-FTA, Rebounds, PF, TP, A TO Bk Stl Min.

Officials: Dee Karterne, Frank Stratore, Carmen Portorreal Technical fouls: Samford-None, Auburn-None. Attendance: 1675

Score by periods

Score by periods table for Auburn vs Samford, Dec 16, 2018.

Points in Off 2nd Fast table for Auburn vs Samford, Dec 16, 2018.

Last FG - SAM 4th-00:03, AU 4th-00:13, Largest lead - SAM None, AU by 34:40:09-50, SAM led for 00:00, AU led for 39:36, Game was tied for 00:24.

Score tied - 0 times, Lead changed - 0 times.

Auburn jumped out to a 9-0 lead, and Samford would pull no closer the rest of the game. The Tigers led 20-8 after one period and 36-17 at halftime after holding the Bulldogs, who rely heavily on the 3-point shot, to just one trey in the first half.

AUBURN -- The Auburn women's basketball team forced a season-high 29 turnovers and turned in their best defensive performance of the season in a 73-46 win over Samford Sunday afternoon at Auburn Arena.

The Tigers (8-1) improved to 5-0 at home and won their 12th straight home non-conference game, and did so in convincing fashion despite shooting below 40 percent for the first time this season.

Senior Jannah McKay scored a game-high 20 points, her second straight game with at least 20 in the scoring column. She also had a team-leading four steals and four assists. Daisa Alexander added 16 points, and Robyn Benton scored 10 off the bench. Unique Thompson was Auburn's leading rebounder with six.

The Tigers shot 39.1 percent, their lowest of the season, but limited Samford (3-8) to a 37-percent day and fewer scoring opportunities. Auburn also took advantage of several opportunities at the free-throw line, hitting 17-of-20 (85%) on the day. Auburn turned those 29 Samford turnovers into 30 points. Samford's 46 points were also the fewest allowed by Auburn this season; the Tigers held the Bulldogs to single-digit scoring in each of the first three quarters before a 22-point outburst by Samford in the fourth.

Auburn jumped out to a 9-0 lead, and Samford would pull no closer the rest of the game. The Tigers led 20-8 after one period and 36-17 at halftime after holding the Bulldogs, who rely heavily on the 3-point shot, to just one trey in the first half.

The Tigers led by as many as 32 in the third quarter and took a 56-24 lead to the final period. Samford found its shooting touch in the final 10 minutes, hitting five 3-pointers to cut the final margin to 27.

Natalie Armstrong had a double-double for Samford with 10 points and 16 rebounds. Shauntai Battle was the Bulldogs' leading scorer with 11.



Game 10: Dec. 18, 2018 Auburn 84, Coastal Carolina 78 Myrtle Beach Convention Center Myrtle Beach, S.C. Carolinas Challenge

Official Basketball Box Score -- Game Totals -- Final Statistics Auburn vs Coastal Carolina 12/18/18 6:15 p.m. at Myrtle Beach (SC) Convention Center Auburn 84 • 9-1

Coastal Carolina 78 • 7-2

Officials: Roy Gulbeyan, Meadow Overstreet, Erael Silva Technical fouls: Auburn-None, Coastal Carolina-None. Attendance: 2018 CAROLINAS CHALLENGE

MYRTLE BEACH, S.C. -- The Auburn women's basketball team overcame foul trouble and a hot-shooting Coastal Carolina team to earn an 84-78 win Tuesday night in the Carolinas Challenge at the Myrtle Beach Convention Center.

The Tigers (9-1) extended their winning streak to six games, but it was not without anxious moments as Auburn lost two post players to fouls in the fourth quarter and had to overcome the Chanticleers (7-2), who hovered near 50-percent shooting most of the night and had two players score 25-plus.

Janiah McKay led Auburn for the third straight game with 21 points, scoring 15 in the first half and salting the game away in the fourth quarter at the free-throw line. Emari Jones had 16 points, knocking down four 3-pointers, and Crystal Primm had a 14-point night, all coming in the second half.

The Tigers trailed at the half for the first time this season as CCU took a 39-38 lead to the break. The lead changed hands 10 times in a first half that saw Auburn attempt 17 3-pointers while Coastal drove to the basket, drew fouls, and made a living at the free-throw line (13-of-16). McKay and Jones combined for 26 of Auburn's 38 points in the half while Thompson, Primm, Jackson and Benton dealt with foul trouble.

The lead changed hands seven more times in the second half with Coastal extending its lead to as many as seven points at 46-39 with 7:51 to play in the third quarter. But the Tigers kept chipping away, and a steal and fast-break layup by Emari Jones just before the buzzer gave Auburn a 62-61 lead after three periods.

Coastal hit a 3-pointer to move back ahead with 8:00 to play, but a layup from Primm and a pair of free throws from Robyn Benton gave the Tigers a 66-64 lead; Auburn would never trail again. With both teams in the bonus and multiple players dealing with foul trouble - Auburn had two players foul out, and Coastal had five players with four fouls when the game ended - free throws were at a premium. Auburn made 10-of-13 attempts in the final period while Coastal was just 4-of-8.

Game 11: Dec. 20, 2018 Auburn 86, North Carolina 81 (OT) Myrtle Beach Convention Center Myrtle Beach, S.C. Carolinas Challenge

Official Basketball Box Score -- Game Totals -- Final Statistics Auburn vs North Carolina 12/20/18 6:30 p.m. at Myrtle Beach (SC) Convention Center Auburn 86 • 10-1

North Carolina 81 • 8-5

Officials: Eric Brewton, Bruce Morris and Erica Camarota Technical fouls: Auburn-None, North Carolina-None. Attendance: 2018 CAROLINAS CHALLENGE

MYRTLE BEACH, S.C. -- Janiah McKay and Unique Thompson both scored 21 points, and the Auburn women's basketball team fought back from a late deficit to earn an 86-81 overtime victory over North Carolina Thursday night in the Carolinas Challenge.

Trailing for most of the fourth quarter, Auburn hit their final four shots of the half and forced the extra period when McKay found Robyn Benton for a layup with 10 seconds to play to tie the score at 69-69. The Tigers (10-1) never trailed in overtime, getting nine points and a huge late steal from McKay to win their seventh in a row.

Auburn led by as many as 11 points in the third quarter, but the Tar Heels (8-5) chipped away, including a 7-0 run to end the quarter, to bring the deficit down to one point headed to the fourth. UNC took its first lead of the half with 5:26 to play on a 3-pointer to make it 56-54.

Auburn never led again in regulation, but after a missed UNC free throw led to Benton's layup with 10 seconds left, the Tigers never trailed in overtime. UNC threatened late, hitting a pair of 3-pointers in the final minute, but McKay sank five free throws over the final 44 seconds to salt away the win.

Thompson had 18 rebounds to go along with her 21 points, picking up her sixth double-double of the season. Crystal Primm - the Duke transfer playing against her former team's archival - scored a career-high 18 points on 9-of-12 shooting while adding six rebounds and four steals.

Senior Erica Sanders also scored her first two points of the season on a pair of free throws in overtime. She missed the first nine games with an injury but made her presence felt on the defensive end in this game with three rebounds in 11 minutes of action.

Auburn saw its trademark high-intensity defense pay dividends as the Tigers turned 27 North Carolina turnovers into 38 points. None was bigger than a steal by McKay with 47 seconds left that turned into a fast-break layup, plus a foul, to give the Tigers an 80-75 lead.

Game 12: Dec. 22, 2018 Auburn 96, Elon 44 Schar Center Elon, N.C.

Official Basketball Box Score -- Game Totals -- Final Statistics Auburn vs Elon 12/22/18 2 p.m. at Elon, N.C. Auburn 96 • 11-1

Elon 44 • 5-6

Officials: Tiara Cruse, Mark Besch, Jeffrey Smith Technical fouls: Auburn-None, Elon-None. Attendance: 2018 CAROLINAS CHALLENGE

ELON, N.C. -- For the second time this month, Auburn set a school record for 3-pointers, cruising to its eighth straight win with a 96-44 victory over Elon Saturday afternoon.

The Tigers (11-1) hit 14 3-pointers, breaking a 20-day-old Auburn record of 13 that was set Dec. 2 vs. Oklahoma. But it wasn't just the longball for Auburn Saturday - Auburn shot a season-best 63.3 percent from the field, including 70 percent in the second half, to pull away early and sprint to a 52-point victory.

Five players finished in double-figures for the Tigers, led by junior Crystal Primm with 17 points, who shared the team lead with seven rebounds. Freshman Robyn Benton hit five 3-pointers to finish with 15 points, while Unique Thompson and Brooke Moore added 14 and Janiah McKay had 13. Freshman Erin Howard also had a career-high seven rebounds to share the team lead.

Eleven of the Tigers' record-setting 14 treys were made by freshmen - five for Benton, four by Moore and two from Howard. The record-breaker was hit by Howard with 20 seconds to play.

The Tigers completely dominated the first half, taking a 51-19 halftime lead, their largest of the season. Auburn shot 58 percent from the field in the opening 20 minutes, including a 63-percent clip in the first quarter. A 16-6 run over the first 4:42 gave the Tigers an early double-digit lead, and Elon would get no closer the rest of the way. Auburn's defense carried the day in the early-going as the Tigers forced seven first-quarter turnovers, turning those into 15 points.

A comparatively slow third quarter saw the Tigers only increase their lead by two as Elon shot 70 percent in the period, giving Auburn a 69-35 lead. But Auburn hit 11-of-15 shots in the fourth - 5-of-7 on 3-pointers - and outscored the Phoenix 27-9 to finish off the 52-point win, Auburn's largest margin of victory of the Coach Flo era.

The Tigers out-rebounded Elon 37-21 and scored 27 points off 20 Phoenix turnovers. Auburn also got a season-high 41 points off its bench, which played the majority of the fourth quarter. In addition to the 14 3-pointers, Auburn scored 40 points in the paint.

Game 16: Jan. 10, 2019 Auburn 66, Alabama 56 Coleman Coliseum Tuscaloosa, Ala.

Official Basketball Box Score -- Game Totals -- Final Statistics Auburn vs Alabama 01/10/19 7 p.m. CT at Tuscaloosa, Ala. (Coleman Coliseum)

Auburn 66 • 14-2, 2-1 SEC

Table with 15 columns: Player, FG, 3-PT, FT, Rebounds, PF, TP, A, TO, Blk, Stl, Min. Lists stats for 20 players and team totals.

Summary statistics table with columns: FG%, 3PT%, FT%, Reb, Ast, Stl, Blk, Tot. Compares Auburn and Alabama stats.

Alabama 56 • 9-7, 1-2 SEC

Table with 15 columns: Player, FG, 3-PT, FT, Rebounds, PF, TP, A, TO, Blk, Stl, Min. Lists stats for 25 players and team totals.

Summary statistics table with columns: FG%, 3PT%, FT%, Reb, Ast, Stl, Blk, Tot. Compares Auburn and Alabama stats.

Officials: Felicia Griener, Meadow Overstreet, Roy Gubeyan

Technical fouls: Auburn=None, Alabama=None

Attendance: 2575

Score by periods table with columns: 1st, 2nd, 3rd, 4th, Total

Points in paint table with columns: In, Off, 2nd, Fast

Last FG - AU 4th-00:36, UA 4th-01:00

Largest lead - AU by 15 2nd-02:35, UA by 2 1st-05:34

AU led for 35:33, UA led for 01:31, Game was tied for 02:21

Game 17: Jan. 14, 2019 #7 Mississippi State 85, Auburn 59 Auburn Arena Auburn, Ala.

Official Basketball Box Score -- Game Totals -- Final Statistics Mississippi State vs Auburn 01/14/19 6:00 p.m. at Auburn Arena -- Auburn, Ala.

Mississippi State 85 • 16-1, 4-0 SEC

Table with 15 columns: Player, FG, 3-PT, FT, Rebounds, PF, TP, A, TO, Blk, Stl, Min. Lists stats for 23 players and team totals.

Summary statistics table with columns: FG%, 3PT%, FT%, Reb, Ast, Stl, Blk, Tot. Compares MSU and Auburn stats.

Auburn 59 • 14-3, 2-2 SEC

Table with 15 columns: Player, FG, 3-PT, FT, Rebounds, PF, TP, A, TO, Blk, Stl, Min. Lists stats for 24 players and team totals.

Summary statistics table with columns: FG%, 3PT%, FT%, Reb, Ast, Stl, Blk, Tot. Compares MSU and Auburn stats.

Officials: Jesse Dickerson, Maj Forsberg, Angelica Suffman

Technical fouls: Mississippi State=None, Auburn=None

Attendance: 1908

Score by periods table with columns: 1st, 2nd, 3rd, 4th, Total

Points in paint table with columns: In, Off, 2nd, Fast

Last FG - MS 4th-02:58, AU 4th-01:43

Largest lead - MS by 27 4th-05:45, AU None

MS led for 39:56, AU led for 00:00, Game was tied for 00:54

Game 18: Jan. 17, 2019 Auburn 72, Vanderbilt 70 Memorial Gym Nashville, Tenn.

Official Basketball Box Score -- Game Totals -- Final Statistics Auburn vs Vanderbilt University 01/17/19 7 p.m. at Nashville, Tenn.

Auburn 72 • 15-3 (3-2 SEC)

Table with 15 columns: Player, FG, 3-PT, FT, Rebounds, PF, TP, A, TO, Blk, Stl, Min. Lists stats for 23 players and team totals.

Summary statistics table with columns: FG%, 3PT%, FT%, Reb, Ast, Stl, Blk, Tot. Compares Auburn and Vanderbilt stats.

Vanderbilt University 70 • 5-13 (0-5 SEC)

Table with 15 columns: Player, FG, 3-PT, FT, Rebounds, PF, TP, A, TO, Blk, Stl, Min. Lists stats for 23 players and team totals.

Summary statistics table with columns: FG%, 3PT%, FT%, Reb, Ast, Stl, Blk, Tot. Compares Auburn and Vanderbilt stats.

Officials: Tina Napier, Joseph Vassily, Billy Smith

Technical fouls: Auburn=None, Vanderbilt University=None

Attendance: 1835

Score by periods table with columns: 1st, 2nd, 3rd, 4th, Total

Points in paint table with columns: In, Off, 2nd, Fast

Last FG - AU 4th-00:09, VANDY 4th-00:22

Largest lead - AU by 2 4th-00:09, VANDY by 20 3rd-07:56

AU led for 01:01, VANDY led for 37:39, Game was tied for 01:20

TUSCALOOSA -- Daisa Alexander scored 22 points and had four steals as Auburn used a strong defensive effort to earn a 66-56 win over Alabama Thursday night at Coleman Coliseum.

The Tigers (14-2, 2-1 SEC) scored 42 of their 66 points in the paint, hitting 25-of-38 two-point shots (65.7%). Auburn also forced Alabama (9-6, 1-2) into 25 turnovers that turned into 28 Auburn points.

Alexander scored 22 points for the second straight game, matching her season-high and coming within three points of a career high. Unique Thompson added 12 points along with a game-high nine rebounds, and Crystal Primm scored 10. Nine of the 10 Auburn players that saw playing time had at least one steal; Alexander's four swipes led the way while freshman Erin Howard had three steals along with a team-best five assists.

Janiah McKay added eight points, five rebounds, three assists and two steals, and senior Erica Sanders hit all three shots she took for a six-point night along with a pair of steals.

For the game, Auburn shot 55.8 percent from the floor, their second-best shooting night of the season. The Tigers got to the rim repeatedly in the fourth quarter, scoring 16 of their 17 fourth-quarter points in the paint as the high-low play worked well for Auburn.

The Tigers led 17-13 at the end of the first period. But Auburn turned up its defensive pressure in the second, going on an 11-3 run over the first four minutes to extend their advantage to as much as 15 points before Alabama cut it to a 13-point game at halftime, 36-23.

Auburn dealt with turnover troubles and a scoring drought in the third quarter, turning the ball over seven times in the period as Alabama cut the deficit to as few as five points. But Auburn's defensive pressure came alive in the fourth quarter as a pair of fast-break baskets off steals -- one from Alexander and one from Primm -- pushed Auburn's lead back to double-digits at 57-46 with 5:07 to play. The rest of the way, Auburn had just one possession without a basket as Alabama was unable to cut any further into the lead.

AUBURN -- Three Auburn players scored in double-figures, but No. 7/6 Mississippi State was too much for the Tigers in an 85-59 Bulldog win Monday night at Auburn Arena.

The Tigers (14-3, 2-2 SEC) kept alive their streak of forcing at least 20 opponent turnovers and posted 15 steals, but Mississippi State (16-1, 4-0) took advantage of both size and transition opportunities to pull away in the second half.

Daisa Alexander led Auburn with 18 points and five rebounds; it was her third straight game as Auburn's leading scorer. Brooke Moore hit four 3-pointers and added 16 points off the bench, and Crystal Primm had 14 points and a career-high seven steals. Janiah McKay and Erica Sanders had three assists apiece.

Mississippi State shot 52.7 percent from the field with a combined 67 of their 85 points coming in the paint (44) or at the free-throw line (23). Auburn was 39 percent from the floor for the night and struggled at the charity stripe, hitting just 8-of-18 attempts.

Auburn scored 20 points off 20 MSU turnovers; the Tigers have forced at least 20 turnovers in nine straight games. Primm's seven steals were the most by an Auburn player since Alexander had seven at LSU last year.

The Tigers' defense kept things close for most of the first half as a 12-point Bulldog lead was whittled down to just four points after a steal and 3-pointer from Moore made it 28-24 with 4:37 left in the half. But a pair of late Bulldog 3-pointers and missed opportunities for Auburn at the free-throw line gave State a 38-28 halftime lead.

Auburn cut it to eight early in the third quarter, but State went on a 16-4 run, paced by transition baskets, to take a 54-36 lead. That would become a 64-45 lead at the end of the period, and Auburn would get no closer the rest of the way.

Teaira McCowan led Mississippi State with 22 points and 10 rebounds. Jessica Carter added 14 points off the bench.

NASHVILLE, Tenn. -- Auburn completed one of the biggest comebacks in school history Thursday night, rallying from a 20-point third-quarter deficit to earn a 72-70 win over Vanderbilt at Memorial Gym.

Freshman Robyn Benton hit a jumper in the paint and drew a foul with 8.6 seconds to play to give Auburn the lead for the second time in the game at 71-70. She sank the free throw to push the lead to two points, and Vandy's baseline jumper at the buzzer fell short.

Auburn (15-3, 3-2 SEC) fought back from a huge deficit for the second straight trip to Memorial Gym. In 2017, the Tigers trailed by 17 midway through the third quarter before rallying for a 64-59 win.

Janiah McKay led the Tigers with 19 points and six assists. Unique Thompson picked up her eighth double-double of the season with 16 points and 13 rebounds, and Daisa Alexander overcame a slow start to post a 14-point night; 12 of those came in the second half.

The Tigers overcame Vanderbilt shooting 61.0 percent from the floor, including a 69.2-percent clip on 3-pointers. The Commodores had made six total 3-pointers in SEC play before knocking down nine tonight; eight of those came from Cierra Walker, who scored a game-high 25 points.

Vanderbilt led 42-29 at halftime as the Tigers had no answer for Walker's outside shooting; she made six treys in the first half. Her seventh pushed the Vandy advantage to 18 points early in the third quarter, and the Commodores went up 49-29 with 7:53 to play.

A three-point play by Primm with 3:21 to play tied the game for the first time all night. The teams traded buckets on the next three possessions before a missed Vandy free throw gave Auburn its first opportunity to take the lead. McKay hit an 18-foot jumper with just over a minute to play to give the Tigers a 69-68 lead, its first of the night. After a Vanderbilt timeout, the Commodores went back up 70-69 on an Autumn Newby layup with 22 seconds left. But Benton drove into the paint, drew contact, and saw her shot fall after hitting the rim three times to give the Tigers their final lead.

Game 22: Feb. 3, 2019
Auburn 59, Georgia 58 (OT)
Auburn Arena
Auburn, Ala.

Official Basketball Box Score -- Game Totals -- Final Statistics
Georgia vs Auburn
Georgia 58 • 13-5, 4-5 SEC
Total FG-FGA 3-Ptr FT-FTA Rebounds Off Def Tot PF TP A TO Blk Stl Min

Auburn 59 • 17-5, 5-4 SEC
Total FG-FGA 3-Ptr FT-FTA Rebounds Off Def Tot PF TP A TO Blk Stl Min
1st FG %: 34.4 21.4% 2nd: 51.0 53.0% 3rd: 41.7 23.5% 4th: 41.7 23.5% Game: 39.2 36.4% Deadball

Officials: Dee Kestner, Kylie Galloway, Eric Baker
Technical fouls: Georgia-None, Auburn-None.
Attendance: 2170

AUBURN -- A furious rally to force overtime led and clutch free throws in the extra period led the Auburn women's basketball team to a 59-58 win over Georgia Sunday afternoon at Auburn Arena.

The Tigers (17-5, 5-4 SEC) snapped a four-game skid against Georgia that dated to 2016 and rallied from a double-digit deficit for the second time in SEC play.

After Auburn trailed by as many as 13 points in the fourth quarter, junior Crystal Primm hit a game-tying layup with 13 seconds left to send it to overtime at 49-49. The Tigers then went 6-for-6 at the free-throw line in overtime - including 4-for-4 from Primm in the final 34 seconds - and held off a last-second shot from Georgia to secure their first home SEC win of the season.

With 15.6 seconds left in overtime and Auburn trailing 58-57 with the ball in the frontcourt, Jannah McKay drove for what would have been the go-ahead layup. After she missed, Primm grabbed the rebound and was fouled on the put-back attempt. Both free throws were good, and after Georgia called timeout to advance, the Bulldogs' 3-point attempt missed and time expired to give the Tigers a stirring victory.

Auburn overcame its worst shooting game of the season (30.4%) by forcing 28 Georgia turnovers - 11 in the fourth quarter alone - converting those into 22 points. The Tigers had a season-high 21 steals and out-rebounded Georgia 37-36.

Jannah McKay led the Tigers with 18 points and scored her 1,500th career point in the first quarter. She also had a season-high five steals and was 8-of-10 at the free-throw line. Unique Thompson added 14 points and nine rebounds along with four steals, and Primm finished with 13 points and a career-high nine rebounds.

Four Auburn players had at least four steals - McKay led with five while Thompson, Alexander and Erica Sanders had four apiece. Erin Howard added three steals along with seven points and four rebounds.

Game 23: Feb. 7, 2019
#19 Kentucky 78, Auburn 68
Auburn Arena
Auburn, Ala.

Official Basketball Box Score -- Game Totals -- Final Statistics
Kentucky vs Auburn
Kentucky 78 • 19-5, 6-4 SEC
Total FG-FGA 3-Ptr FT-FTA Rebounds Off Def Tot PF TP A TO Blk Stl Min

Auburn 68 • 17-6, 5-5 SEC
Total FG-FGA 3-Ptr FT-FTA Rebounds Off Def Tot PF TP A TO Blk Stl Min
1st FG %: 31.2 52.3% 2nd: 61.5 53.3% 3rd: 71.0 45.7% 4th: 61.2 50.0% Game: 28.5 51.9% Deadball

Officials: Tina Napier, Luis Gonzalez, Julie Kronmohr
Technical fouls: Kentucky-None, Auburn-None.
Attendance: 1604

AUBURN -- Auburn's Unique Thompson scored a game-high 20 points, but a 3-point barrage in the first half by No. 19 Kentucky was the difference in a 75-65 loss Thursday night at Auburn Arena.

The Tigers (17-6, 5-5 SEC) led in most statistical categories and were able to control the paint most of the night, but the Wildcats (19-5, 6-4) hit their first eight 3-point attempts and used a 14-0 run in the second quarter to build a lead Auburn could not overcome.

Auburn shot 42.3 percent from the field and out-rebounded Kentucky 29-27. It was the first time this season that Auburn fell when out-rebounding its opponent. The Tigers also scored 22 points off 17 Kentucky turnovers and controlled the inside game, scoring 36 points in the paint. Auburn also took advantage of free-throw opportunities, hitting 22-of-29 attempts at the line.

Kentucky, meanwhile, shot 51.9 percent for the game, including a 55-percent night (11-for-20) from beyond the arc. The Wildcats were 9-of-12 from 3-point range in the first half before Auburn was able to hold them to just 2-of-8 after halftime.

Thompson's 20 points led all scorers; she also led Auburn with six rebounds. Jannah McKay added 14 points, and Crystal Primm scored 11 and led the Tigers with six steals and five assists. Robyn Benton added eight points off the bench.

After a mostly even first quarter that saw Kentucky take a 22-18 lead, Auburn scored first in the second quarter to cut the lead to two with 8:44 left. But over the next three-plus minutes, the Wildcats forced three Auburn turnovers and hit a pair of 3s as part of a 14-0 run to give Kentucky a 36-20 lead. The Wildcats would finally miss on their ninth 3-point attempt of the night but took a 42-28 lead to the half.

Kentucky extended its lead to as much as 16 at 66-50 with 8:39 to play. Auburn would get as close as nine points midway through the quarter but could pull no closer.

Game 24: Feb. 10, 2019
Auburn 75, Arkansas 73
Bud Walton Arena
Fayetteville, Ark.

Official Basketball Box Score -- Game Totals -- Final Statistics
Auburn vs Arkansas
Auburn 75 • 18-6, 6-5 (SEC)
Total FG-FGA 3-Ptr FT-FTA Rebounds Off Def Tot PF TP A TO Blk Stl Min

Arkansas 72 • 16-9, 5-6 (SEC)
Total FG-FGA 3-Ptr FT-FTA Rebounds Off Def Tot PF TP A TO Blk Stl Min
1st FG %: 71.5 46.7% 2nd: 81.7 47.1% 3rd: 101.9 52.6% 4th: 31.0 30.0% Game: 28.6 45.9% Deadball

Officials: Frank Steratore, Jennifer Resac, Brian Garland
Technical fouls: Auburn-Crystal Primm, Arkansas-TEAM.
Attendance: 2455
Tickets Scanned: 2,061
Fouled out: Arkansas #10, Williams (2:40 Q4)
Auburn #23, Primm (1:39 Q4); #33 McKay (0:36 Q4)

FAYETTEVILLE, Ark. -- Four Tigers scored in double-figures, and the Auburn women's basketball team held off a late Arkansas rally to earn a thrilling 75-72 win Sunday afternoon at Bud Walton Arena.

The Tigers (18-6, 6-5 SEC) saw a 17-point third-quarter lead evaporate as Arkansas' Chelsea Dungee scored 41 points - 32 of them in the second half - but got two late defensive stops and made clutch free throws to hold on for their fifth SEC road win of the year.

Arkansas took a 71-70 lead with 1:39 to play after Dungee hit four straight free throws. But a steal by Unique Thompson, a subsequent Arkansas foul and two free throws gave the Tigers the lead back at 72-71. Thompson then blocked a Dungee jumper at the other end, Daisa Alexander got the rebound, then hit two more free throws with 4.2 left to make it 74-71.

Auburn would foul Dungee before she could attempt a tying 3-pointer, and she missed the first and made the second to give Auburn the ball back with a 2-point lead. Robyn Benton was fouled before the clock started, made one of two, and Arkansas could not get a shot off before the buzzer.

Thompson picked up her 10th double-double of the season with 13 points and 12 rebounds, including the two clutch free throws in the final seconds. Alexander led the Tigers with 18 points, Jannah McKay added 13 along with six assists, and Benton scored 11. Erin Howard had one of her best all-around games of the season with 7 points, a career-high 8 rebounds, 3 assists, 3 blocks and 2 steals.

Auburn shot 45.9 percent from the field and held Arkansas to a 36.8-percent day. The Tigers forced just 12 turnovers, tied for the fewest this season, but took advantage of the few with 20 points off the Razorbacks' giveaways. Auburn also controlled the inside game, scoring 42 points in the paint to Arkansas' 16. The Tigers also won the rebounding battle 37-32.

The Tigers extended a 14-point halftime lead to as many as 17 early in the third quarter. But from that point, Dungee caught fire and took advantage of numerous free-throw opportunities - she was 17-of-19 for the game - but Auburn still led 60-47 at the end of three.

Game 28: Feb. 28, 2019
#14 South Carolina 73, Auburn 66
Auburn Arena
Auburn, Ala.

Official Basketball Box Score -- Game Totals -- Final Statistics
 South Carolina vs Auburn
 02/28/19 6:00 p.m. at Auburn Arena -- Auburn, Ala.

South Carolina 73 • 21-7, 13-2 SEC

#	Player	Total			3-Ptr			Rebounds			PF	TP	A	T	Blk	Stl	Min
		FG	FGA	FT	FTA	FG	FGA	FT	FTA	Off							
25	JENNINGS, Alexis	f	5-6	0-0	5-5	2	8	10	5	15	0	3	1	1	28		
00	PERRY, Nelly	g	1-5	0-2	0-0	0	2	2	0	2	0	1	1	0	12		
01	CUEVAS-MOORE, Blanc	g	2-6	2-2	2-2	1	0	1	3	8	0	2	1	0	17		
04	CLINEY, Donyah	g	4-6	1-1	2-3	3	5	8	5	13	2	4	0	1	35		
32	HARRIS, Tyasha	g	3-12	0-3	8-9	0	5	2	14	10	2	0	0	0	39		
03	HENDERSON, Destanni	g	0-1	0-0	1-2	1	0	1	1	1	1	0	2	0	5		
05	SAXTON, Victoria	g	0-0	0-0	0-0	0	0	0	2	0	0	0	0	0	5		
10	JACKSON, Bianca	g	3-3	2-2	4-6	1	4	6	1	4	0	1	0	0	28		
21	HERBERT HARRIGAN,	g	7-10	0-0	4-7	0	5	5	1	18	1	4	0	2	28		
24	GRISSETT, LeLe	g	0-0	0-0	0-0	0	1	1	0	0	0	0	0	0	3		
Team						3	2	5			1						
Totals			23-53	3-11	24-30	12	32	44	20	73	13	19	4	4	200		

1st FG %:	8-13	61.5%	2nd:	4-13	30.8%	3rd:	6-14	42.9%	4th:	7-13	53.8%	Game:	23-53	43.4%	Deadball
3Pt %:	1-4	25.0%	2-4	50.0%	0-3	0.0%	0-0	0.0%	3-11	27.3%	Rebounds				
FT %:	1-1	100.0%	5-6	83.3%	4-5	80.0%	4-5	80.0%	14-18	77.8%	24-36	66.7%			7,2

Auburn 66 • 20-8, 8-7 SEC

#	Player	Total			3-Ptr			Rebounds			PF	TP	A	T	Blk	Stl	Min
		FG	FGA	FT	FTA	FG	FGA	FT	FTA	Off							
20	Unique Thompson	f	3-8	0-0	5-9	9	2	11	3	11	1	2	0	0	33		
24	Erin Howard	f	1-4	1-3	0-0	0	1	1	2	3	0	2	0	1	27		
00	Daisa Alexander	g	6-20	3-8	0-0	0	4	4	5	15	1	2	0	2	31		
23	Crystal Primm	g	6-10	0-0	2-2	0	0	0	4	14	0	0	0	0	25		
33	Janiah McKay	g	5-16	0-3	11-14	0	1	1	3	21	7	2	0	3	32		
01	Robyn Benton	g	0-2	0-1	0-0	0	1	1	0	0	0	0	0	1	8		
02	Brooke Moore	g	0-2	0-1	0-0	0	1	1	0	1	1	0	0	0	8		
03	Erica Sanders	g	0-1	0-0	0-0	0	0	0	3	0	1	0	0	1	17		
04	Abigayle Jackson	g	0-1	0-0	0-0	0	1	1	2	1	1	1	1	12			
10	Kiyah White	g	0-0	0-0	0-0	0	2	2	2	0	0	0	0	0	7		
Team						3	3	6									
Totals			22-64	4-16	18-25	12	16	28	27	66	11	10	0	9	200		

1st FG %:	4-17	23.5%	2nd:	5-13	38.5%	3rd:	7-15	46.7%	4th:	6-19	31.6%	Game:	22-64	34.4%	Deadball
3Pt %:	0-2	0.0%	2-4	50.0%	1-5	20.0%	0-0	0.0%	4-16	25.0%	Rebounds				
FT %:	0-0	0.0%	4-5	80.0%	3-4	75.0%	11-16	68.8%	18-25	72.0%	3,1				

Officials: Felicia Grinter, Kevin Pethiel, Jennifer Rezac
 Technical fouls: South Carolina None, Auburn None.
 Attendance: 1912

Score by periods	1st	2nd	3rd	4th	Total	Points	In	Off	2nd	Fast	
South Carolina	18	19	12	28	73	Point	34	13	14	4	23
Auburn	8	16	18	24	66	SC	32	11	11	4	2

Last FG - SC 4th-01:33; AU 4th-00:16.
 Largest lead - SC by 13 2nd-01:57; AU by 2 4th-06:58.
 SC led for 36:02; AU led for 00:38. Game was tied for 02:43.

AUBURN -- Auburn rallied from a 15-point deficit to take a lead in the fourth quarter, but No. 14 South Carolina pulled away late for a 73-66 win Thursday night at Auburn Arena.

In their final home game of the season, the Tigers (20-8, 8-7 SEC) struggled to make shots early and saw South Carolina (21-9, 13-2) jump out to a big early lead.

But Auburn cut the deficit to three points at the end of the third quarter, then took a 50-48 lead - its first of the game - with just under seven minutes to play. From there, however, the Gamecocks went on a 12-0 run over the next three minutes to put the game away.

Senior Janiah McKay, playing in her final home game at Auburn Arena, led all scorers with 21 points. She also had seven assists and three steals; tonight marked Auburn's first loss this season when McKay had at least six assists.

Daisa Alexander shook off a slow start to finish with 15 points. Crystal Primm scored 14 points, her second-best total in SEC play, and Unique Thompson posted her 12th double-double of the season with 11 points and 11 rebounds.

The Gamecocks controlled the boards, outrebounding Auburn 44-28. For the game, Auburn shot 34.4 percent (22-64) while South Carolina finished at 43.4 percent (23-53). The teams combined to shoot 55 free throws with 47 fouls called in the contest; Auburn shot 72 percent from the line (18-25) on the night. And for just the second time this season, Auburn's opponent scored more points off turnovers than the Tigers - Carolina had 13 points off Auburn's 10 turnovers while the Tigers scored a season-low 11 points off 19 Gamecock turnovers.

South Carolina jumped out to an 18-8 lead after the first quarter and led by as many as 15 in the second quarter, but Auburn cut the deficit to nine at halftime, 33-24. The Tigers then got five straight points from Alexander to start the second half, cutting it to four points at 33-29. After Carolina pushed the lead back to as many as nine, Primm made two jumpers in the final minute of the quarter, including one at the buzzer, to cut the deficit to 45-42 after three.

2018-19 Auburn Women's Basketball
Auburn Combined Team Statistics (as of Feb 28, 2019)
All games

RECORD:	OVERALL	HOME	AWAY	NEUTRAL
ALL GAMES	20-8	9-5	9-3	2-0
CONFERENCE	8-7	3-5	5-2	0-0
NON-CONFERENCE	12-1	6-0	4-1	2-0

##	Player	gp-gs	min	Total		3-Point		F-Throw		Rebounds				Other				pts	avg			
				fg-fga	fg%	3fg-fga	3fg%	ft-fa	ft%	off	def	tot	avg	pf	dq	a	to			blk	stl	
33	Janiah McKay	28-28	883	31.5	131-326	.402	17-69	.246	118-149	.792	14	55	69	2.5	64	1	123	65	2	63	397	14.2
00	Daisa Alexander	28-28	780	27.9	136-335	.406	54-144	.375	39-55	.709	22	70	92	3.3	64	2	50	51	2	65	365	13.0
20	Unique Thompson	28-28	857	30.6	140-244	.574	0-0	.000	69-117	.590	117	169	286	10.2	64	1	31	61	20	49	349	12.5
23	Crystal Primm	28-28	777	27.8	114-243	.469	0-5	.000	74-102	.725	50	54	104	3.7	80	2	41	69	5	54	302	10.8
05	Emari Jones	13-13	384	29.5	46-118	.390	26-74	.351	10-12	.833	26	33	59	4.5	23	0	20	27	3	17	128	9.8
01	Robyn Benton	28-0	411	14.7	59-150	.393	32-81	.395	24-33	.727	14	23	37	1.3	36	0	18	14	3	28	174	6.2
02	Brooke Moore	21-0	265	12.6	40-130	.308	28-92	.304	10-10	1.000	6	18	24	1.1	12	0	10	14	1	10	118	5.6
24	Erin Howard	27-13	558	20.7	39-117	.333	18-72	.250	5-6	.833	25	54	79	2.9	45	0	33	20	15	25	101	3.7
04	Abigayle Jackson	25-0	206	8.2	23-44	.523	1-5	.200	5-5	1.000	15	24	39	1.6	54	2	4	18	14	9	52	2.1
03	Erica Sanders	18-2	301	16.7	13-30	.433	1-2	.500	4-4	1.000	10	22	32	1.8	42	0	17	7	1	16	31	1.7
10	Kiyae' White	25-0	179	7.2	14-36	.389	0-0	.000	7-12	.583	22	23	45	1.8	24	0	9	10	1	2	35	1.4
35	Natalie Kelly	12-0	49	4.1	1-5	.200	0-0	.000	3-8	.375	6	4	10	0.8	4	0	0	8	2	2	5	0.4
Team											51	54	105				3					
Total.....		28	5650		756-1778	.425	177-544	.325	368-513	.717	378	603	981	35.0	512	8	356	367	69	340	2057	73.5
Opponents.....		28	5651		621-1500	.414	207-591	.350	351-483	.727	315	681	996	35.6	470	-	382	580	61	205	1800	64.3

TEAM STATISTICS

	AU	OPP	Date	Opponent	Score	Att.
SCORING	2057	1800	11/06/18	GRAMBLING STATE	w 97-48	1657
Points per game	73.5	64.3	^ 11/09/18	NICHOLLS	w 80-59	2316
Scoring margin	+9.2	-	^ 11/11/18	at New Mexico	w 79-76	4419
FIELD GOALS-ATT	756-1778	621-1500	^ 11/13/18	at Iowa State	L 64-67	9274
Field goal pct	.425	.414	11/25/18	LOUISIANA	w 71-59	1488
3 POINT FG-ATT	177-544	207-591	11/28/18	at Xavier (N.O.)	w 77-58	201
3-point FG pct	.325	.350	12/02/18	OKLAHOMA	w 95-79	1877
3-pt FG made per game	6.3	7.4	12/06/18	at Saint Joseph's	w 81-70	443
FREE THROWS-ATT	368-513	351-483	12/16/18	SAMFORD	w 73-46	1675
Free throw pct	.717	.727	& 12/18/18	vs Coastal Carolina	w 84-78	517
F-Throws made per game	13.1	12.5	& 12/20/18	vs North Carolina	Wot 86-81	794
REBOUNDS	981	996	12/22/18	at Elon	w 96-44	368
Rebounds per game	35.0	35.6	12/29/18	ALABAMA STATE	w 83-50	1868
Rebounding margin	-0.5	-	* 01/03/19	TENNESSEE	L 69-78	2204
ASSISTS	356	382	* 01/06/19	at Florida	w 64-56	2109
Assists per game	12.7	13.6	* 01/10/19	at Alabama	w 66-56	2575
TURNOVERS	367	580	* 01/14/19	MISSISSIPPI STATE	L 59-85	1908
Turnovers per game	13.1	20.7	* 01/17/19	at Vanderbilt	w 72-70	1835
Turnover margin	+7.6	-	* 01/24/19	TEXAS A&M	L 67-69	1656
Assist/turnover ratio	1.0	0.7	* 01/27/19	at Missouri	L 65-74	5119
STEALS	340	205	* 01-31-19	at Ole Miss	w 64-51	1296
Steals per game	12.1	7.3	* 02/03/19	GEORGIA	Wot 59-58	2170
BLOCKS	69	61	* 02/07/19	KENTUCKY	L 68-78	1604
Blocks per game	2.5	2.2	* 02/10/19	at Arkansas	w 75-72	2455
ATTENDANCE	27259	38952	* 02/14/19	at Tennessee	L 62-73	7547
Home games-Avg/Game	14-1947	12-3137	* 02/17/19	ALABAMA	w 77-38	2631
Neutral site-Avg/Game	-	2-656	* 02/24/19	MISSOURI	w 58-54	2293
			* 02/28/19	SOUTH CAROLINA	L 66-73	1912

Score by Periods	1st	2nd	3rd	4th	OT	Totals
Auburn	469	479	505	577	27	2057
Opponents	415	373	499	492	21	1800

* = Conference game

^ = Preseason WNIT

& = Carolinas Challenge (Myrtle Beach, S.C.)

**2018-19 Auburn Women's Basketball
Auburn Combined Team Statistics (as of Feb 28, 2019)
Conference games only**

RECORD:	OVERALL	HOME	AWAY	NEUTRAL
ALL GAMES	8-7	3-5	5-2	0-0
CONFERENCE	8-7	3-5	5-2	0-0
NON-CONFERENCE	0-0	0-0	0-0	0-0

#	Player	gp-gs	min	avg	Total		3-Point		F-Throw		Rebounds			pf	dq	a	to	blk	stl	pts	avg	
					fg-fga	fg%	3fg-fga	3fg%	ft-fa	ft%	off	def	tot									avg
00	Daisa Alexander	15-15	438	29.2	82-203	.404	36-92	.391	23-32	.719	10	37	47	3.1	45	2	20	24	1	37	223	14.9
33	Janiah McKay	15-15	492	32.8	68-185	.368	7-38	.184	60-79	.759	8	28	36	2.4	36	1	60	32	0	31	203	13.5
20	Unique Thompson	15-15	485	32.3	71-124	.573	0-0	.000	35-62	.565	63	78	141	9.4	34	0	15	33	6	23	177	11.8
23	Crystal Primm	15-15	438	29.2	58-144	.403	0-1	.000	35-54	.648	24	29	53	3.5	49	1	24	39	1	28	151	10.1
01	Robyn Benton	15-0	170	11.3	21-62	.339	10-33	.303	15-19	.789	6	13	19	1.3	15	0	5	8	1	12	67	4.5
24	Erin Howard	15-13	381	25.4	25-68	.368	11-39	.282	3-4	.750	16	34	50	3.3	28	0	20	13	7	16	64	4.3
02	Brooke Moore	14-0	166	11.9	18-70	.257	11-45	.244	4-4	1.000	4	8	12	0.9	8	0	1	10	1	8	51	3.6
03	Erica Sanders	15-2	276	18.4	13-30	.433	1-2	.500	2-2	1.000	5	18	23	1.5	37	0	16	5	1	13	29	1.9
04	Abigayle Jackson	12-0	90	7.5	6-13	.462	0-2	.000	1-1	1.000	3	6	9	0.8	24	1	0	11	5	6	13	1.1
10	Kiyae' White	13-0	85	6.5	5-11	.455	0-0	.000	3-6	.500	8	13	21	1.6	11	0	3	5	1	0	13	1.0
35	Natalie Kelly	3-0	4	1.3	0-1	.000	0-0	.000	0-0	.000	0	1	1	0.3	1	0	0	0	0	1	0	0.0
Team											34	23	57									2
Total.....		15	3025		367-911	.403	76-252	.302	181-263	.688	181	288	469	31.3	288	5	164	182	24	175	991	66.1
Opponents.....		15	3026		337-765	.441	108-288	.375	203-273	.744	159	387	546	36.4	239	-	208	296	43	104	985	65.7

TEAM STATISTICS	AU	OPP	Date	Opponent	Score	Att.
SCORING	991	985	* 01/03/19	TENNESSEE	L 69-78	2204
Points per game	66.1	65.7	* 01/06/19	at Florida	W 64-56	2109
Scoring margin	+0.4	-	* 01/10/19	at Alabama	W 66-56	2575
FIELD GOALS-ATT	367-911	337-765	* 01/14/19	MISSISSIPPI STATE	L 59-85	1908
Field goal pct	.403	.441	* 01/17/19	at Vanderbilt	W 72-70	1835
3 POINT FG-ATT	76-252	108-288	* 01/24/19	TEXAS A&M	L 67-69	1656
3-point FG pct	.302	.375	* 01/27/19	at Missouri	L 65-74	5119
3-pt FG made per game	5.1	7.2	* 01-31-19	at Ole Miss	W 64-51	1296
FREE THROWS-ATT	181-263	203-273	* 02/03/19	GEORGIA	Wot 59-58	2170
Free throw pct	.688	.744	* 02/07/19	KENTUCKY	L 68-78	1604
F-Throws made per game	12.1	13.5	* 02/10/19	at Arkansas	W 75-72	2455
REBOUNDS	469	546	* 02/14/19	at Tennessee	L 62-73	7547
Rebounds per game	31.3	36.4	* 02/17/19	ALABAMA	W 77-38	2631
Rebounding margin	-5.1	-	* 02/24/19	MISSOURI	W 58-54	2293
ASSISTS	164	208	* 02/28/19	SOUTH CAROLINA	L 66-73	1912
Assists per game	10.9	13.9				
TURNOVERS	182	296				
Turnovers per game	12.1	19.7				
Turnover margin	+7.6	-				
Assist/turnover ratio	0.9	0.7				
STEALS	175	104				
Steals per game	11.7	6.9				
BLOCKS	24	43				
Blocks per game	1.6	2.9				
ATTENDANCE	16378	22936				
Home games-Avg/Game	8-2047	7-3277				
Neutral site-Avg/Game	-	0-0				

* = Conference game

^ = Preseason WNIT

& = Carolinas Challenge (Myrtle Beach, S.C.)

Score by Periods	1st	2nd	3rd	4th	OT	Totals
Auburn	205	233	259	284	10	991
Opponents	231	209	280	256	9	985



Daisa Alexander
Junior • G • 5-8
Decatur, Ga.
Southwest DeKalb HS



Robyn Benton
Freshman • G • 5-9
Conyers, Ga.
Greater Atlanta Christian School



Brooke Moore
Freshman • G • 5-7
McDonough, Ga.
Henry County HS



Erica Sanders
Senior • G • 5-10
San Antonio, Texas
Johnson HS




Abigayle Jackson
Sophomore • F • 6-3
Little Rock, Ark.
Little Rock Central HS



Emari Jones
Senior • G • 6-2
Chicago, Ill.
Shawnee CC



Kiyae' White
RS Freshman • F • 6-2
Macungie, Pa.
Emmaus HS



Unique Thompson
Sophomore • F • 6-3
Theodore, Ala.
Faith Academy



Crystal Primm
RS Junior • G • 5-11
West Palm Beach, Fla.
Duke



Erin Howard
Freshman • F/G • 6-1
Madison, Wis.
Madison East HS



Janiah McKay
Senior • G • 5-6
Gainesville, Fla.
Gainesville HS




Natalie Kelly
Freshman • F • 6-3
Albany, La.
Albany HS



Terri Williams-FLOURNOY
Head Coach
Penn State (1991)
Seventh Season



Ty Evans
Associate Head Coach
Wisconsin-Whitewater (1995)
Seventh Season



Adrian Walters
Assistant Coach
St. Francis (Pa.) (1987)
Seventh Season



Clarisse Garcia
Assistant Coach
Villanova (2007)
Third Season