



2018-19 AUBURN WOMEN'S BASKETBALL

AUBURN ATHLETICS COMMUNICATIONS: 392 SOUTH DONAHUE DRIVE || AUBURN, AL 36830 || AUBURNTIGERS.COM || @AUBURNWBB

2018-19 SCHEDULE/RESULTS

19-7, 7-6 SEC

| DATE | OPPONENT | TIME/TV/RESULT |
|------------|------------------------|----------------|
| Nov. 6 | GRAMBLING STATE | W 97-48 |
| Nov. 9 | 1-NICHOLLS STATE | W 80-59 |
| Nov. 11 | 1-at New Mexico | W 79-76 |
| Nov. 13 | 1-at Iowa State | L 64-67 |
| Nov. 25 | LOUISIANA-LAFAYETTE | W 71-59 |
| Nov. 28 | at Xavier (La.) | W 77-58 |
| Dec. 2 | 2-OKLAHOMA | W 95-79 |
| Dec. 6 | at St. Joseph's | W 81-70 |
| Dec. 16 | SAMFORD | W 73-46 |
| Dec. 18 | 3-vs. Coastal Carolina | W 84-78 |
| Dec. 20 | 3-vs. North Carolina | W (OT) 86-81 |
| Dec. 22 | at Elon | W 96-44 |
| Dec. 29 | ALABAMA STATE | W 83-50 |
| Jan. 3 | *#10 TENNESSEE | L 69-78 |
| Jan. 6 | *at Florida | W 64-56 |
| Jan. 10 | *at Alabama | W 66-56 |
| Jan. 14 | *#7 MISSISSIPPI STATE | L 59-85 |
| Jan. 17 | *at Vanderbilt | W 72-70 |
| Jan. 24 | *#24 TEXAS A&M | L 67-69 |
| Jan. 27 | *at #25 Missouri | L 65-74 |
| Jan. 31 | *at Ole Miss | W 64-51 |
| Feb. 3 | *GEORGIA | W (OT) 59-58 |
| Feb. 7 | *#19 KENTUCKY | L 68-78 |
| Feb. 10 | *at Arkansas | W 75-72 |
| Feb. 14 | *at Tennessee | L 62-73 |
| Feb. 17 | *ALABAMA | W 77-38 |
| Feb. 24 | *MISSOURI | + 2 pm |
| Feb. 28 | *SOUTH CAROLINA | + 6 pm |
| Mar. 3 | *at LSU | + 2 pm |
| Mar. 6-10 | SEC Tournament | Greenville |
| Mar. 22-25 | NCAA First Round | TBD |
| M29-A1 | NCAA Regionals | TBD |
| Apr. 5-7 | Women's Final Four | Tampa |

All times Central. Home Games in **BOLD CAPS**.
 1 - Preseason WNIT (Campus sites)
 2 - SEC/Big 12 Challenge
 3 - Carolinas Challenge (Myrtle Beach, S.C.)
 + = SEC Network+ / ESPN3.com

AUBURN ATHLETICS COMMUNICATIONS

KIRK SAMPSON Associate AD
 kirk@auburn.edu
 WES TODD Assistant Director/WBB Contact
 wlt0006@auburn.edu
 C: 334-750-5682

Web.....AuburnTigers.com
 Twitter.....@AuburnWBB
 Facebook...../AuburnWBB
 Instagram.....@AuburnWBB
 Office Phone.....(334) 844-9800



GAME 27

Missouri (19-8, 8-5 SEC)

Sunday, Feb. 24, 2019 • 2 p.m. CT
Senior Day



Site Auburn, Ala.
 Venue Auburn Arena (9,121)
 TV SEC Network + (Rod Bramblett, Joe Ciampi)
 Radio WTGZ 93.9 FM (Andy Burcham, Larry DiChiara, Brit Bowen)
 Audio Webcast AuburnTigers.com
 Live Stats auburn.statbroadcast.com
 Twitter @AuburnWBB
 Series Record Missouri leads 7-4
 at Auburn Missouri leads 3-2
 Last Meeting #25 Missouri 78, Auburn 68 (Jan. 27, 2019, at Columbia, Mo.)

GAMEDAY BREAKDOWN


AUBURN TIGERS

Rankings..... AP: NR | Coaches: NR
 2018-19 Record 19-7
 SEC 7-6
 Home 8-4
 Away 9-3
 Neutral 2-0
 Streak W1
 Head Coach Terri Williams-Flournoy
 Record at AU (Yrs.) 121-98 (7th)
 Overall Record (Yrs.) 264-202 (15th)
 Record vs. Missouri 2-8

MISSOURI TIGERS

Rankings..... AP: RV | Coaches: 25
 2018-19 Record 19-8
 SEC 8-5
 Home 11-3
 Away 6-4
 Neutral 2-1
 Streak L1
 Head Coach Robin Pingeton
 Record at MU (Yrs.) 164-116 (9th)
 Overall Record (Yrs.) 501-273 (25th)
 Record vs. Auburn 7-2

AUBURN PROJECTED STARTERS



DAISA ALEXANDER
 G • JR • 5-7
 Decatur, Ga.

PPG: 12.7
 RPG: 3.3
 APG: 1.9




UNIQUE THOMPSON
 F • SO • 6-3
 Theodore, Ala.

PPG: 12.7
 RPG: 10.3
 APG: 1.1



CRYSTAL PRIMM
 G • R-JR • 5-11
 West Palm Beach, Fla.

PPG: 10.9
 RPG: 4.0
 APG: 1.6



ERIN HOWARD
 G/F • FR • 6-1
 Madison, Wis.

PPG: 3.4
 RPG: 3.0
 APG: 1.2



JANIAH MCKAY
 G • SR • 5-6
 Gainesville, Fla.

PPG: 14.1
 RPG: 2.5
 APG: 4.2

OFF THE BENCH

| No. | Pos. | Name | Ht. | Year | PPG | RPG | Hometown |
|-----|------|------------------|------|-------|-----|-----|--------------------|
| 1 | G | Robyn Benton | 5-9 | Fr. | 6.7 | 1.3 | Conyers, Ga. |
| 2 | G | Brooke Moore | 5-7 | Fr. | 6.2 | 1.2 | McDonough, Ga. |
| 3 | G | Erica Sanders | 5-10 | Sr. | 1.8 | 2.0 | San Antonio, Texas |
| 4 | F | Abigayle Jackson | 6-3 | So. | 2.2 | 1.6 | Little Rock, Ark. |
| 5 | G | Emari Jones* | 6-2 | Sr. | 9.8 | 4.5 | Chicago, Ill. |
| 10 | F | Kiyae' White | 6-2 | R-Fr. | 1.4 | 1.7 | Macungie, Pa. |
| 35 | F | Natalie Kelly | 6-3 | Fr. | 0.4 | 0.8 | Albany, La. |

*injured/out for season

Head Coach: Terri Williams-Flournoy
Assistants: Ty Evans, Adrian Walters, Clarisse Garcia

#WarEagle
#TeamOfExcellence



AuburnTigers.com



@AuburnWBB | @AuburnTigers
@AUCoachFlo



/AuburnWBB
/AuburnTigers

TEAM SCHEDULE AND MEDIA AVAILABILITY >> FEBRUARY 24-MARCH 2 (times Central unless noted otherwise)

| SUNDAY February 24 | MONDAY February 25 | TUESDAY February 26 | WEDNESDAY February 27 | THURSDAY February 28 | FRIDAY March 1 | SATURDAY March 2 |
|--|---|--|--|--|--|---|
| GAME 2:00 Auburn vs. Missouri Interviews Postgame | OFF DAY COACH FLO SHOW 6 p.m. Victory Grille | PRACTICE 3:30-6 p.m. Auburn Arena | PRACTICE 3:30-6 p.m. Auburn Arena Media Availability TBD | GAME 6:00 Auburn vs. South Carolina Interviews Postgame | PRACTICE 2:30-5 p.m. Auburn Arena | PRACTICE 10 a.m.-Noon Auburn Arena TRAVEL to Baton Rouge, La. |

AUBURN ATHLETICS COMMUNICATIONS

QUICK FACTS

AUBURNTIGERS.COM

For updated game notes, statistics and all the latest information on Auburn basketball and gameday activities, go to AuburnTigers.com.

INTERVIEW POLICIES

- Coach Williams-Flournoy, assistant coaches and selected athletes are available for phone and personal interviews by contacting Wes Todd in the athletic communications office.
- Following home games, interviews with Coach Flo and selected players will be conducted in the media room following a 10-minute cooling-off period. Visiting coaches and players, if requested, will be available first.
- Interviews following road contests will be conducted in accordance with the home team's media policies.
- Practices are generally closed to the public, but media may cover practice with advance notice.**

CREDENTIALS

Anyone wishing to cover Auburn women's basketball should contact Wes Todd in the communications office at least one day in advance in order to make the proper arrangements. Game credentials will be held at media will call, located inside the scholarship entrance at Auburn Arena. Parking passes are not needed, except for men's/ women's doubleheaders.

GAME DAY SERVICES

Notes for both teams and flip cards will be provided prior to the game. Stats will be distributed at halftime and after the game. Wireless internet is available in the Arena.

VIDEO SERVICES

FTP feeds of selected Auburn basketball highlights are available for the media. A number of studio and satellite services may be arranged for electronic media by calling War Eagle Productions at 334-750-4345.

PHOTO SERVICES

For photos of Auburn women's basketball or anything pertaining to Auburn Athletics, contact Wade Rackley at 334-750-6907 or via email at wwr0004@auburn.edu.

COMMUNICATIONS STAFF

- Wes Todd Women's Basketball contact
cell: 334-750-5682
email: wlt0006@auburn.edu
- Grant Keith Student assistant/WBB
email: gak0005@auburn.edu
- Kirk Sampson Associate AD
cell: 334-750-1385
email: sampska@auburn.edu

GENERAL INFORMATION

Location..... Auburn, Ala.
 Founded1856
 Enrollment.....29,776
 Nickname Tigers
 Colors..... Burnt Orange and Navy Blue
 Facility (Capacity) Auburn Arena (9,121)
 President Dr. Steven Leath
 Director of Athletics Allen Greene
 Sr. Assoc. AD/SWA..... Monique Holland

WOMEN'S BASKETBALL HISTORY

First Year of Women's Basketball1971
 All-Time Record (Years)..... 932-476 (48th)
 All-Time SEC Record (since 1981) 234-235
 All-Time Home Record 432-117
 at Auburn Arena (since 2010).....85-46
 NCAA Tournament Appearances..... 20
 Last NCAA App./Result..... 2017 - First Round
 SEC Regular-Season Championships 5
 1981, 1987, 1988, 1989, 2009
 SEC Tournament Championships..... 4
 1981, 1987, 1990, 1997

COACHING & SUPPORT STAFF

Head Coach..... Terri Williams-Flournoy
 Alma Mater, Year Penn State, 1991
 Overall Record 264-202 (.567) / 15th year
 Auburn Record121-98 (.553) / 7th year
 Associate Head Coach (Year at Auburn) Ty Evans (7th)
 Alma Mater, Year Wisconsin-Whitewater (1995)
 Assistant Coach (Year at Auburn)Adrian Walters (7th)
 Alma Mater, Year St. Francis (Pa.) (1987)
 Assistant Coach (Year at Auburn)Clarisse Garcia (3rd)
 Alma Mater, Year Villanova (2007)
 Strength & Conditioning CoachClaus Souza
 Director of Basketball Operations Bianca Webb
 Director of Basketball Services Justin Peak
 Athletic Trainer..... Catherine Gordon
 Grad. Student Mgrs Anthony Evans, Rebecca Walthall

GAMEDAY EXPERIENCE: AUBURN ARENA

>> Auburn Arena is in its ninth season as home of Auburn Basketball. The Tigers are 85-46 since moving to the Arena in 2010-11. The facility seats 9,121 for basketball and also hosts Auburn volleyball and gymnastics.



TEAM INFORMATION

2017-18 Record14-15
 2017-18 SEC Record 5-11
 SEC Finish..... 10th
 Starters Returning/Lost 4/1
 Letterwinners Returning/Lost 6/6
 Squad Members Returning..... 2
 Newcomers..... 4

AUBURN TIGERS SPEED CHART

Overall: 19-7 SEC: 7-6

Head Coach: Terri Williams-Flournoy (7th Season)

Daisa Alexander - DAY-zha
Emari Jones - e-MAR-ee
Janiah McKay - jah-NYE-uh

Kiyae' White - kye-YAY
Terri Williams-Flournoy - Fluh-NOY

| | | | Pts | Reb | Stl | Ast | Blk | | |
|----|---|-------------|------|------|-----|------|------|---|-------|
| 0 | DAISA ALEXANDER G • 5-8 • Jr. • Decatur, Ga. • Southwest DeKalb HS | Season High | 22 | 8 | 5 | 8 | 1 | <ul style="list-style-type: none"> • 2018 SEC All-Defensive Team • 22 pts vs. Alabama (2x), Florida, Tennessee • GW jumper/FT w/ :17 left at New Mexico (11/11) • Led SEC in steals in '18 (2.8/game) • Career-high 25 pts at Indiana (12/3/17) | |
| | | Career High | 25 | 8 | 7 | 8 | 2 | | |
| | | PPG | 12.7 | 3.3 | 1.9 | .409 | .367 | | .717 |
| | | 18-19 | 12.7 | 3.3 | 1.9 | .409 | .367 | | .717 |
| 1 | ROBYN BENTON G • 5-9 • Fr. • Conyers, Ga. • Greater Atlanta Christian | Season High | 16 | 5 | 3 | 3 | 1 | <ul style="list-style-type: none"> • SEC Freshman of the Week (1/22) • GW jumper/FT w/ :8.6 left at Vandy (1/17) • 15 pts; 5-5 on 3-pt FG at Elon (12/22) • 16 pts in Auburn debut vs. Grambling (11/6) • Sister of fmr. UT football player Inky Johnson | |
| | | Career High | 16 | 5 | 3 | 3 | 1 | | |
| | | PPG | 6.7 | 1.3 | 0.7 | .415 | .410 | | .727 |
| | | 18-19 | 6.7 | 1.3 | 0.7 | .415 | .410 | | .727 |
| 2 | BROOKE MOORE G • 5-7 • Fr. • McDonough, Ga. • Henry County HS | Season High | 23 | 4 | 1 | 3 | 1 | <ul style="list-style-type: none"> • SEC Freshman of the Week (12/31) • Career-high 23 points; 5 3FG vs Ala. St. (12/29) • Made four 3-pointers vs. Elon, Miss. State • Missed first five games with injury • No. 42 national overall prospect; No. 11 guard | |
| | | Career High | 23 | 4 | 1 | 3 | 1 | | |
| | | PPG | 6.2 | 1.2 | 0.5 | .320 | .311 | | 1.000 |
| | | 18-19 | 6.2 | 1.2 | 0.5 | .320 | .311 | | 1.000 |
| 3 | ERICA SANDERS G • 5-10 • Sr. • San Antonio, Texas • Johnson HS | Season High | 6 | 6 | 4 | 3 | 1 | <ul style="list-style-type: none"> • 1st career 3-pt FG to beat 3Q buzzer at Vandy • 6 rebs, 3 stls vs. Alabama St. (12/29) • Made 1st app. of 18-19 vs. N. Carolina (12/20) • Missed 1st 9 games of 18-19 w/ knee injury • Career-high 6 steals vs. LA Tech (11/19/17) | |
| | | Career High | 9 | 7 | 6 | 5 | 1 | | |
| | | PPG | 1.8 | 2.0 | 0.9 | .444 | .500 | | 1.000 |
| | | 18-19 | 1.8 | 2.0 | 0.9 | .444 | .500 | | 1.000 |
| 4 | ABIGAYLE JACKSON F • 6-3 • So. • Little Rock, Ark. • Little Rock Central HS | Season High | 6 | 6 | 1 | 1 | 3 | <ul style="list-style-type: none"> • 6 pts, 6 reb off bench vs. Nicholls • Played 28 games in '18, started 12 • Led AU with 22 blocks in '18 • 2.0 ppg, 1.7 rpg as a freshman • #1 HS player in Arkansas in class of '17 | |
| | | Career High | 13 | 7 | 3 | 1 | 3 | | |
| | | PPG | 2.2 | 1.6 | 0.2 | .537 | .250 | | 1.000 |
| | | 18-19 | 2.2 | 1.6 | 0.2 | .537 | .250 | | 1.000 |
| 5 | EMARI JONES G • 6-0 • Sr. • Chicago, Ill. • Shawnee CC | Season High | 15 | 10 | 2 | 3 | 1 | <ul style="list-style-type: none"> • Out for season (knee); injured vs. Alabama St. • AU's leading 3-point shooter; 26 made in 18-19 • NJCAA All-American, national leading scorer at Shawnee CC in '16 (742 pts.) | |
| | | Career High | 18 | 10 | 3 | 3 | 2 | | |
| | | PPG | 9.8 | 4.5 | 1.5 | .390 | .351 | | .833 |
| | | 18-19 | 9.8 | 4.5 | 1.5 | .390 | .351 | | .833 |
| 10 | KIYAE' WHITE F • 6-2 • R-Fr. • Macungie, Pa. • Emmaus HS | Season High | 5 | 5 | 1 | 2 | 1 | <ul style="list-style-type: none"> • 4 pts, 4 rebs, key steal/score at St. Joseph's • Redshirted '17-18 while rehabbing knee injury • #20 forward, 3-star by ESPN HoopGurlz • Leading rebounder at Emmaus HS | |
| | | Career High | 5 | 5 | 1 | 2 | 1 | | |
| | | PPG | 1.4 | 1.7 | 0.4 | .424 | - | | .625 |
| | | 18-19 | 1.4 | 1.7 | 0.4 | .424 | - | | .625 |
| 20 | UNIQUE THOMPSON F • 6-3 • So. • Theodore, Ala. • Faith Academy | Season High | 21 | 19 | 4 | 4 | 3 | <ul style="list-style-type: none"> • Preseason All-SEC Second Team • SEC Player of the Week (2/5) • 21 pts, 18 rebs vs. North Carolina (12/20) • 19 pts, career-hi 19 rebs at New Mexico • 11 double-doubles in 2018-19; 18 career | |
| | | Career High | 29 | 19 | 4 | 4 | 6 | | |
| | | PPG | 12.7 | 10.3 | 1.1 | .576 | - | | .589 |
| | | 18-19 | 12.7 | 10.3 | 1.1 | .576 | - | | .589 |
| 23 | CRYSTAL PRIMM G • 5-11 • R-Jr. • West Palm Beach, Fla. • Duke | Season High | 18 | 9 | 7 | 5 | 1 | <ul style="list-style-type: none"> • Forced OT and hit GW FTs vs. UGA; 13p/9r • Career-high 18 points vs. UNC (12/20) • 15 pts, 4 rebs in Auburn debut vs. Grambling • Career-high 7 steals vs. Miss. State (1/14) • Redshirted '17-18 after transfer from Duke | |
| | | Career High | 18 | 9 | 7 | 5 | 1 | | |
| | | PPG | 10.9 | 4.0 | 1.6 | .467 | .000 | | .732 |
| | | 18-19 | 10.9 | 4.0 | 1.6 | .467 | .000 | | .732 |
| 24 | ERIN HOWARD F/G • 6-1 • Fr. • Madison, Wis. • Madison East HS | Season High | 11 | 8 | 3 | 5 | 3 | <ul style="list-style-type: none"> • 7 pts, 8 rebs, 3 ast, 3 blk, 2 stls at Arkansas • 1st start vs. Tenn.; career-high 11 points (1/3) • Had 5 assists, 3 steals at Alabama (1/10) • Ranked No. 21 forward nationally out of HS • 1st AU player from state of Wisconsin | |
| | | Career High | 11 | 8 | 3 | 5 | 3 | | |
| | | PPG | 3.4 | 3.0 | 1.2 | .308 | .224 | | .833 |
| | | 18-19 | 3.4 | 3.0 | 1.2 | .308 | .224 | | .833 |
| 33 | JANIAH MCKAY G • 5-6 • Sr. • Gainesville, Fla. • Gainesville HS | Season High | 23 | 6 | 5 | 10 | 2 | <ul style="list-style-type: none"> • Preseason All-SEC Second Team • SEC Player of the Week (12/23) • Season-high 23 points at Missouri (1/27) • 16 pts, 6 reb, 6 ast, 3 stl at Florida (1/6) • 2nd career dbl-dbl (16p/10a) vs. Grambling | |
| | | Career High | 29 | 8 | 6 | 13 | 2 | | |
| | | PPG | 14.1 | 2.5 | 4.2 | .415 | .266 | | .803 |
| | | 18-19 | 14.1 | 2.5 | 4.2 | .415 | .266 | | .803 |
| 35 | NATALIE KELLY F • 6-3 • Fr. • Albany, La. • Albany HS | Season High | 2 | 3 | 1 | - | 1 | <ul style="list-style-type: none"> • Ranked as No. 38 post player nationally • Avg. 17.1 pts, 12.1 reb, 3.3 stls as HS junior • 2x all-metro selection (Baton Rouge) | |
| | | Career High | 2 | 3 | 1 | - | 1 | | |
| | | PPG | 0.4 | 0.8 | 0.0 | .200 | - | | .375 |
| | | 18-19 | 0.4 | 0.8 | 0.0 | .200 | - | | .375 |

Series History

Auburn vs. Missouri 4-7 (.364)

In Auburn: 2-3

--At Auburn Arena: 1-3

In Columbia: 0-4

Neutral Sites: 2-0

Trend: Missouri has won 6 of the last 7 meetings

| | | | |
|---------------|---|-------|---------------------|
| Mar. 19, 1983 | W | 89-76 | Auburn@ |
| Jan. 3, 1985 | W | 75-62 | Miami, Fla. |
| Jan. 6, 2013 | L | 76-82 | Columbia, Mo. |
| Feb. 24, 2013 | W | 67-59 | Auburn |
| Feb. 16, 2014 | L | 58-68 | Auburn |
| Feb. 8, 2015 | L | 49-59 | Columbia, Mo. |
| Feb. 21, 2016 | L | 55-69 | Auburn |
| Mar. 3, 2016 | W | 47-45 | Jacksonville, Fla.* |
| Jan. 21, 2017 | L | 53-68 | Columbia, Mo. |
| Feb. 15, 2018 | L | 51-59 | Auburn |
| Jan. 27, 2019 | L | 65-74 | Columbia, Mo. |

@NCAA Tournament

*SEC Tournament

Auburn Women's Basketball Quick Hitters

- This is the 12th meeting between Auburn and Missouri in women's basketball, the second this season
- Missouri leads the all-time series 7-4, including a 3-2 advantage in games played at Auburn
- Missouri won the season's first meeting 74-65 in Columbia on Jan. 27
- Auburn leads the SEC and ranks 5th in the NCAA in steals per game (12.4)
- Auburn has forced 20 or more turnovers in 19 of 26 games this season
- The Tigers are averaging 23.8 points per game off opponent turnovers
- With 19 wins already, Auburn has its highest total of regular-season wins under Terri Williams-Flournoy (previous: 18 regular-season wins in 2015-16)
- In a 77-38 win last Sunday, the Tigers held Alabama to the lowest output by an SEC opponent since holding Georgia to 26 points in 2015
- Auburn's 39-point win over Alabama was its third largest margin of victory in the 90-game history of the series
- Auburn's 5 SEC road wins are tied for the most in program history - Auburn was 5-0 on the road in 1988-89 and 5-2 in 2008-09
- Sophomore Unique Thompson has recorded 11 double-doubles in 26 games, she now has 18 in her career, 8th-most in Auburn history
- Thompson was named SEC Player of the Week after averaging 17.0 points and 10.5 rebounds in wins over Ole Miss and Georgia
- Senior Janiah McKay became Auburn's 12th all-time player to reach the 1,500-point plateau; she is now 11th in scoring in Auburn history with 1,566 points after passing Tyrese Tanner (1,515) vs. Georgia
- McKay is the first player in Auburn history with 1,500 points, 400 assists and 200 steals
- Auburn rallied from a 13-point, fourth-quarter deficit to defeat Georgia 59-58 in overtime on Feb. 3; the Tigers forced 28 turnovers - one shy of a season high - and tied the Auburn record for steals against an SEC opponent with 21
- Auburn is 2-0 in overtime games this season and now 21-20 all-time
- Junior Crystal Primm had a career-high 7 steals vs. Mississippi State, tied for the most by an SEC player this season and the most in a conference game so far in 2019
- Primm also had a career-high 9 rebounds, along with the game-tying layup and game-winning free throws, in Auburn's comeback win over Georgia on Feb. 3
- Six of Auburn's seven losses this season have come to teams ranked in the AP Top 25 - either currently ranked (Iowa State) or ranked at the time of the game (Tennessee, Mississippi State, Texas A&M, Missouri, Kentucky)
- Auburn rallied from a 20-point, third-quarter deficit at Vanderbilt on Jan. 17 to win 72-70; it's the largest comeback in an SEC game since 2003 and believed to be the biggest in Auburn history
- Freshman Robyn Benton hit the game-winning shot + free throw at Vanderbilt and was named SEC Freshman of the Week
- Auburn shot 63.3% (38-of-60) from the field in a 96-44 win at Elon on Dec. 22; it was Auburn's best shooting day since hitting 64.2% (34-of-53) in a 91-62 win at UAB on Nov. 26, 2008
- Auburn broke the school record for 3-pointers for the second time in 20 days on Dec. 22, hitting 14 treys in a 96-44 win at Elon; 11 of the 14 Auburn 3-pointers were made by freshmen

Moving On Up (Auburn Career Milestone Watch) . . .

- **Janiah McKay** is 11th in career points scored with 1,566; needs 17 to tie for 10th (Angie Hannah, 1,583)
- **Janiah McKay** is 9th in career assists with 424; needs 66 to tie for 7th (Chantel Tremitiere, 490)
- **Janiah McKay** is 9th in career steals with 213; needs 10 to tie for 8th (Hasina Muhammad, 223)
- **Janiah McKay** is 3rd in career free throws made with 411; needs 27 to tie for 2nd (Carolyn Jones, 438)
- **Janiah McKay** is 7th in career free-throw percentage (.769)
- **Janiah McKay** is the first player in Auburn history with 1,500 points, 400 assists and 200 steals
- **Unique Thompson** is 8th in career double-doubles with 18 ; needs 1 to tie for 7th (Becky Jackson, 19)
- **Unique Thompson** is 29th in career rebounds with 494; needs 1 to tie for 28th (Samantha Williams, 495) and 4 to tie for 27th (Diann McNeil, 498)

INDIVIDUAL CATEGORY LEADERS

| Auburn | Missouri |
|---|--------------------------|
| Janiah McKay - 14.1.....Points..... | Sophie Cunningham - 17.2 |
| Unique Thompson - 10.3.....Rebounds..... | Amber Smith - 12.9 |
| Janiah McKay - 4.2.....Assists..... | Sophie Cunningham - 2.8 |
| Daisa Alexander - 2.4.....Steals..... | Sophie Cunningham - 1.5 |
| Unique Thompson - 0.8.....Blocks..... | Hannah Schuchts - 1.0 |
| Janiah McKay - 31.4.....Minutes Played..... | Sophie Cunningham - 33.4 |
| Unique Thompson - .576.....Field Goal Percentage..... | Sophie Cunningham - .485 |
| Robyn Benton - .410.....3-Point Percentage..... | Lauren Aldridge - .426 |
| Janiah McKay - .803.....Free-Throw Percentage..... | Sophie Cunningham - .806 |

OPENING TIP

» It will be Senior Day at Auburn Arena on Sunday afternoon as the Auburn Tigers play host to No. 25 Missouri at 2 p.m. CT.

» Three Auburn senior players - Janiah McKay, Erica Sanders and Emari Jones - along with senior manager KK Wiggins will be honored in a pregame ceremony, set to begin at approximately 1:40 p.m. CT.

» Auburn is 19-7 (7-6 SEC) on the season; the Tigers had Thursday off after a convincing 77-38 victory over rival Alabama last Sunday at home.

» Missouri is 19-8 (8-5 SEC) for the season; Missouri also had the midweek off after dropping a 62-60 decision at home to Tennessee last Sunday.

LAST TIME OUT

» Daisa Alexander scored 22 points for the second straight game, and the Auburn women's basketball team never trailed in a 77-38 win over Alabama Sunday afternoon at Auburn Arena.

» The Tigers (19-7, 7-6 SEC) swept the season series with Alabama for the third time in the last six years and posted the third-largest margin of victory in the 90-game history of the series with their in-state rivals.

» Alexander's 22 led all scorers and equaled her output against the Crimson Tide the last time the teams met on Jan. 10 in Tuscaloosa. She also pulled down an SEC-best seven rebounds along with four assists and three steals. Janiah McKay, Robyn Benton and Brooke Moore all had 11 points on the day; McKay led the Tigers with six assists.

» Auburn's defense held Alabama to its season-low scoring total and allowed the Crimson Tide to make just 10 shots on the day. The Tigers also out-rebounded Alabama 42-27, their largest rebounding margin in league play, and every player on Auburn's roster had at least one rebound in the game. Auburn also forced the Tide into 22 turnovers, converting those into 26 points.

» Offensively, Auburn shot 42.4 percent (25-59) from the field and made 8-of-19 3-pointers (42.1%), tied for their highest total in SEC play this year. The Tigers also shot 86.4 percent at the free-throw line, knocking down 19-of-22 attempts. Alabama shot 23.3 percent for the day, the lowest by an Auburn opponent this season.

» The Tigers never trailed, jumping out to an 18-5 lead at the end of the first quarter. Alabama did not make a field goal for nearly a 12-minute stretch spanning the first and second quarters as the Tigers extended their lead past 20 points with more than five minutes to play in the half. Alabama never got any closer than 20 the rest of the way as Auburn led 38-12 at the half; the Tigers shot 42.9 percent in the opening 20 minutes and held the Tide to 15 percent shooting (3-20).

UP NEXT

» Auburn plays its final home game of the season Thursday night as the Tigers host No. 13 South Carolina. Game time is 6 p.m. CT with the broadcast on SEC Network +.

AN AUBURN WIN WOULD...

» Give Auburn its first 20-win regular season under Terri Williams-Flournoy and the first since 2009.

» Secure the 22nd 20-win season in program history.

» Ensure at least a .500 record in SEC play for the second time in four years.

» Snap a three-game skid against Missouri.

» Be Auburn's first win over a ranked opponent since 2016.

AUBURN VS. MISSOURI

» Auburn is 4-7 all-time against Missouri, including a 2-7 mark since Mizzou joined the SEC in 2012-13. Auburn is 2-3 against Mizzou at home.

LAST MEETING (Jan. 27, 2019 in Columbia, Mo.):

#25 Missouri 74, Auburn 65

» Janiah McKay scored a season-high 23 points, but Auburn was unable to overcome a big early deficit in a 74-65 loss at No. 25 Missouri.

» Auburn cut what had been a 29-point Missouri lead to as few as eight points in the fourth quarter and outscored the host Tigers by 20 points over the final 14 minutes, but a difficult first quarter was too much for Auburn to overcome.

» McKay's 23 led four Tigers in double figures. Crystal Primm added 12 points, Daisa Alexander had 11 and Brooke Moore scored 10.

» After missing its first 11 shots, Auburn finished at 42% for the game. Missouri hit 11 3-pointers in the first half but was held to just one in the second half and finished at 49% from the field for the game. Auburn scored 20 points off 17 Missouri turnovers.

SCOUTING MISSOURI

» Missouri is 19-8 overall, 8-5 in SEC play. The Tigers are ranked No. 25 in the USA Today Coaches' Poll and the top team also receiving votes in the AP Poll.

» Missouri averages 65.0 points per game while holding opponents to 57.2. They are the second-best shooting team in the league at 44.1% and hold opponents to the lowest field goal percentage in the SEC at 36.3%.

» Senior Sophie Cunningham is Missouri's leading scorer at 17.2 points per game, which ranks fourth in the SEC.

SCOUTING AUBURN

» Auburn is 19-7 on the season and 7-6 in the SEC. Six of the seven Auburn losses have come to teams that are currently or were at the time of the game ranked in the AP Top 25.

» The Tigers average 74.3 points/game, fourth-best in the SEC. Auburn also forces an average of 20.8 opponent turnovers, which ranks second in the SEC and 23rd nationally.

» Senior point guard Janiah McKay averages a team-leading 14.1 points/game and has topped 20 points five times, including a season-high 23 at Missouri. She is also tied third in the SEC with 2.3 steals/game.

» Sophomore forward Unique Thompson can be a force under the basket and has been key to Auburn's success this year. She has 11 double-doubles in 26 games and averages 12.7 points and 10.3 rebounds (3rd in SEC). She has 18 career double-doubles, 8th-most in Auburn history and 5th among active SEC players.

» Redshirt junior Crystal Primm has given Auburn consistent minutes in her first season on The Plains, averaging 10.9 points and 4.0 rebounds. A transfer from Duke after the 2016-17 season, Primm scored a career-high 18 points against her former school's archrival, North Carolina, on Dec. 20. She also had a career-high 7 steals vs. Mississippi State, and she had a career-high 9 rebounds and made the game-tying and game-winning shots in an OT win over Georgia.

» Junior Daisa Alexander is averaging 12.7 points/game and has been Auburn's leading scorer in six SEC games (22 vs. Florida, Alabama [both times], Tennessee; 18 vs. Mississippi State & Arkansas), including the last three in a row. She ranks second in the SEC in steals with 2.4/game.

» The Tigers' incoming freshman class was ranked No. 13 by ESPN HoopGurlz and included two top-50 prospects in Robyn Benton (#17 overall; #6 guard) and Brooke Moore (#42 overall; #11 guard). Benton and Moore have both been named SEC Freshman of the Week this year. In addition, freshman Erin Howard has moved into the starting lineup in SEC play, replacing injured senior Emari Jones.

SEC Standings & Schedule

| | <i>(thru games of Feb. 21)</i> | | | | | |
|-----------------|--------------------------------|----|------|-----------|----|------|
| | SEC Games | | | All Games | | |
| | W | L | Pct. | W | L | Pct. |
| Mississippi St. | 12 | 1 | .923 | 24 | 2 | .923 |
| South Carolina | 11 | 2 | .846 | 19 | 7 | .731 |
| Texas A&M | 9 | 4 | .692 | 20 | 6 | .769 |
| Kentucky | 9 | 4 | .692 | 22 | 5 | .815 |
| Missouri | 8 | 5 | .615 | 19 | 8 | .704 |
| AUBURN | 7 | 6 | .538 | 19 | 7 | .731 |
| Georgia | 7 | 6 | .538 | 16 | 10 | .615 |
| LSU | 7 | 6 | .538 | 16 | 9 | .640 |
| Tennessee | 6 | 7 | .462 | 17 | 8 | .654 |
| Arkansas | 5 | 8 | .385 | 16 | 11 | .593 |
| Alabama | 4 | 9 | .308 | 12 | 14 | .462 |
| Ole Miss | 3 | 10 | .231 | 9 | 18 | .333 |
| Florida | 2 | 11 | .154 | 6 | 20 | .231 |
| Vanderbilt | 1 | 12 | .077 | 6 | 20 | .231 |

Thursday, Feb. 21

*Georgia 93, Arkansas 83
 *LSU 69, Florida 51
 *Mississippi State 80, Ole Miss 66
 *Kentucky 65, South Carolina 57
 *Texas A&M 79, Tennessee 62
 *Alabama 84, Vanderbilt 65

Sunday, Feb. 24

*Vanderbilt at Mississippi St. 1 p.m. SECN
 *LSU at Kentucky 1 p.m. SEC+
 *Missouri at Auburn 2 p.m. SEC+
 *Ole Miss at Arkansas 3 p.m. SECN
 *South Carolina at Tennessee 3 p.m. ESPN2
 *Georgia at Alabama 5 p.m. SECN



Monday, Feb. 25

*Texas A&M at Florida 6 p.m. SECN

Thursday, Feb. 28

*South Carolina at Auburn 6 p.m. SEC+
 *Georgia at Florida 6 p.m. SEC+
 *Texas A&M at Kentucky 6 p.m. SEC+
 *Vanderbilt at Tennessee 6 p.m. SECN
 *Ole Miss at Alabama 7 p.m. SEC+
 *LSU at Mississippi State 7 p.m. SEC+
 *Missouri at Arkansas 8 p.m. SECN

Inside the Numbers

| CATEGORY |  |  |
|-------------------|---|---|
| | AUBURN | MISSOURI |
| Points Per Game | 74.3 | 65.0 |
| Scoring Margin | +10.0 | +7.8 |
| Field Goal % | 43.1% | 44.1% |
| Opp. Field Goal % | 41.2% | 36.3% |
| 3 pt Field Goal % | 32.6% | 35.4% |
| Opp. 3FG % | 35.5% | 28.9% |
| Rebounds | 35.6 | 35.5 |
| Opp. Rebounds | 35.1 | 33.4 |
| Rebound Margin | +0.5 | +2.0 |
| Turnovers | 13.5 | 15.8 |
| Opp. Turnovers | 20.8 | 12.9 |
| Steals | 12.4 | 6.2 |
| Opp. Steals | 7.6 | 6.4 |
| Blocks | 2.6 | 3.2 |
| Opp. Blocks | 2.1 | 2.1 |

Associated Press Top 25

(Week 16: Feb. 18)

| Rk | Team | Record | Prev |
|----|-------------------|--------|------|
| 1 | Baylor (26) | 23-1 | 1 |
| 2 | Oregon (2) | 24-1 | 3 |
| 3 | Connecticut | 23-2 | 4 |
| 4 | Louisville | 23-2 | 2 |
| 5 | Notre Dame | 23-3 | 6 |
| 6 | Mississippi State | 23-2 | 5 |
| 7 | Stanford | 21-4 | 10 |
| 8 | Maryland | 23-3 | 7 |
| 9 | NC State | 22-2 | 12 |
| 10 | Iowa | 21-5 | 14 |
| 11 | Marquette | 22-4 | 8 |
| 12 | Oregon State | 20-5 | 9 |
| 13 | South Carolina | 19-6 | 11 |
| 14 | Miami | 22-5 | 20 |
| 15 | Gonzaga | 23-3 | 13 |
| 16 | Kentucky | 21-5 | 17 |
| 17 | Arizona State | 18-6 | 19 |
| 18 | Syracuse | 19-6 | 16 |
| 19 | Texas | 20-6 | 15 |
| 20 | Iowa State | 19-6 | 18 |
| 21 | Texas A&M | 19-6 | 22 |
| 22 | Florida State | 21-5 | 21 |
| 23 | South Dakota | 23-3 | 25 |
| 24 | Drake | 19-5 | NR |
| 25 | Rice | 22-3 | NR |

Also receiving votes: Missouri, Rutgers, West Virginia, Minnesota, UCLA, Michigan State, Boise State, BYU, Clemson, Kansas State, South Dakota State, Central Michigan, DePaul, Florida Gulf Coast.

USA TODAY Coaches' Top 25

(Week 16: Feb. 19)

| Rk | Team | Record | Prev |
|----|-------------------|--------|------|
| 1 | Baylor (32) | 23-1 | 1 |
| 2 | Connecticut | 23-2 | 4 |
| 3 | Oregon | 24-2 | 2 |
| 4t | Louisville | 23-2 | 3 |
| 4t | Notre Dame | 24-3 | 6 |
| 6 | Mississippi State | 23-2 | 5 |
| 7 | Stanford | 31-4 | 10 |
| 8 | Oregon State | 21-5 | 9 |
| 9 | Maryland | 23-3 | 8 |
| 10 | Iowa | 21-5 | 13 |
| 11 | Marquette | 22-4 | 7 |
| 12 | NC State | 22-3 | 11 |
| 13 | South Carolina | 19-6 | 14 |
| 14 | Miami | 22-5 | 20 |
| 15 | Arizona State | 18-6 | 17 |
| 16 | Gonzaga | 23-3 | 12 |
| 17 | Kentucky | 21-5 | 18 |
| 18 | Syracuse | 19-6 | 16 |
| 19 | Texas | 20-6 | 15 |
| 20 | Florida State | 21-5 | 19 |
| 21 | Iowa State | 19-6 | 21 |
| 22 | Texas A&M | 19-6 | 23 |
| 23 | South Dakota | 23-3 | 25 |
| 24 | Drake | 19-5 | NR |
| 25 | Missouri | 19-8 | NR |

Also receiving votes: DePaul, Rutgers, Rice, Michigan State, New Mexico, Utah, West Virginia, Boise State, Central Florida, BYU, James Madison, UCLA.

TURNING UP THE PRESSURE

» Auburn has forced at least 20 turnovers in 19 of 26 games this season. The Tigers are averaging 23.8 points off opponent turnovers.

» The Tigers are 6-0 this season and 50-8 under Coach Flo when forcing at least 25 turnovers.

» Auburn forced 28 turnovers, converting those into 22 points, in a 59-58 OT win over Georgia on Feb. 3. The Tigers' 21 steals in the game were tied for the most in Auburn history against an SEC opponent.

» The Tigers scored 38 points off 27 North Carolina turnovers in an 86-81 OT win on Dec. 20 in Myrtle Beach, the most points off turnovers since scoring 41 vs. George Mason on Dec. 23, 2015.

» Auburn forced a season-high of 29 turnovers against Samford on Dec. 16, turning those into 30 points. The Tigers then forced 23 turnovers by Coastal Carolina two days later, scoring another 30 points.

» As of Feb. 15, Auburn ranks No. 6 in the nation in turnover margin (+7.3), No. 5 in steals per game (12.4) and No. 25 in turnovers forced (20.8).

» Last season, the Tigers forced at least 20 turnovers in 23 of 29 games, including 10 games with at least 25 opponent turnovers. Auburn was 8-2 last year when forcing at least 25 turnovers. Auburn ranked No. 2 in the nation in steals (13.2/game) and No. 3 in turnovers forced (22.9) for the 2017-18 season.

GAMES WITH 25+ OPPONENT TURNOVERS (2018-19)

| TOs | Pts Off | Opponent | Date | Result |
|-----|---------|-----------------|----------|--------------|
| 29 | 30 | Samford | 12/16/18 | W 73-46 |
| 28 | 22 | Georgia | 2/3/19 | W 59-58 (OT) |
| 27 | 38 | North Carolina | 12/20/18 | W 86-81 (OT) |
| 26 | 27 | UL-Lafayette | 11/25/18 | W 71-59 |
| 25 | 27 | at Xavier (La.) | 11/28/18 | W 77-58 |
| 25 | 28 | at Alabama | 1/10/19 | W 66-56 |

COMEBACK KIDS

» Auburn completed what is believed to be the biggest comeback in program history on Jan. 17 when the Tigers overcame a 20-point, third-quarter deficit to pull off a 72-70 win at Vanderbilt. Auburn trailed 49-29 with less than 8 minutes to play in the third quarter and outscored the Commodores 43-21 the rest of the way.

» The previous biggest comeback (with records dating to the mid-1990s) came Feb. 8, 1995, when Auburn overcame a 19-point deficit to earn a 66-64 win at Western Kentucky.

» Auburn also fought back from a 13-point deficit in the fourth quarter to earn a 59-58 OT win over Georgia on Feb. 3.

» Under Coach Flo, the Tigers have overcome deficits of 15 points or more on nine occasions, including five deficits of exactly 17 points.

LARGEST DEFICITS OVERCOME - COACH FLO ERA

| Deficit | Time | Opponent | Final Score | Date |
|---------|-----------|---------------|-------------|----------|
| 20 | 3Q, 7:56 | at Vanderbilt | 72-70 | 1/17/19 |
| 17 | 1Q, 0:24 | Tennessee | 79-61 | 1/19/17 |
| 17 | 3Q, 5:27 | at Vanderbilt | 64-59 | 1/12/17 |
| 17 | 4Q, 9:49 | Indiana | 71-67 | 11/27/16 |
| 17 | 2Q, 3:51 | Kentucky | 66-61 | 1/3/16 |
| 17 | 2H, 17:35 | Alabama | 70-65 (2OT) | 2/27/14 |
| 16 | 1Q, 3:19 | Florida | 84-55 | 12/31/17 |
| 16 | 1H, 0:19 | at Tulane | 70-65 | 11/28/13 |
| 15 | 1H, 7:10 | Missouri | 67-59 | 2/24/13 |

BALANCED SCORING RETURNS

» Auburn has four players averaging double-digit scoring. Jannah McKay, Unique Thompson, Daisa Alexander, and Crystal Primm - four of Auburn's starting five - all average at least 11 points per game.

» For the first time since 2008, Auburn had six

players finish in double-figures in the Tigers' 97-48 win over Grambling on Nov. 6.

» Junior Jannah McKay and freshman Robyn Benton led the way with 16 points, followed by junior Crystal Primm (15), sophomore Unique Thompson (14), and junior Daisa Alexander and senior Emari Jones (13).

» The last time Auburn had at least six players score 10+ points, seven players did it against Sam Houston State on Dec. 5, 2008, when the Tigers set a school record with 119 points. That night, it was KeKe Carrier (19), DeWanna Bonner (18), Alli Smalley (16), Whitney Boddie (13), Reneisha Hobbs (13), Chantel Hilliard (13) and Sherell Hobbs (13).

» The Tigers have had at least five players score in double figures in five games this season.

SEEING DOUBLE

» Auburn players have recorded 12 double-doubles through 25 games with 11 coming from sophomore Unique Thompson.

» Thompson recorded back-to-back double-doubles at Arkansas (2/10) and Tennessee (2/14) with 13/12 at Arkansas and 12/13 at Tennessee.

» Thompson had 12 first-quarter points en route to a 20-point, 12-rebound night in a 64-51 win over Ole Miss on Jan. 31 for her ninth double-double of the year.

» Thompson picked up her first SEC double-double of the year with 19 points and 12 rebounds against No. 10 Tennessee on Jan. 3. She added a second conference double-double with 16 points and 13 rebounds at Vanderbilt on Jan. 17.

» Thompson played a career-high 43 minutes and scored 21 points with 18 rebounds in an 86-81 OT win over North Carolina on Dec. 20.

» Thompson earned her fifth double-double with 14 points and 17 rebounds in a 95-79 win over Oklahoma on Dec. 2.

» Thompson had 16 points and 13 rebounds for her third straight double-double and fifth of the season vs. Louisiana-Lafayette (11/25). She has now had 3 straight double-doubles in back-to-back seasons.

» With her 19-point, 14-rebound effort at Iowa State, Thompson recorded her 10th career double-double. She had reached the milestone by halftime with 16 points and 10 rebounds in the opening 20 minutes; it was the second time in her career she had a double-double by halftime.

» Thompson's 19-point, 19-rebound double-double at New Mexico was her second of the season and marked a career-high in rebounding for the Auburn sophomore.

» Thompson picked up where she left off in 2017-18 with her eighth career double-double, notching 14 points and 13 rebounds in the season-opener against Grambling. And Jannah McKay earned the second of her career with 16 points and 10 assists.

» The last time two Auburn players had a double-double in the same game was Dec. 13, 2015, at Marquette, when Tra' Cee Tanner (13 pts/12 rebs) and Brandy Montgomery (24 pts/12 rebs) did so.

AUBURN SINGLE-SEASON DOUBLE-DOUBLES

| D-Ds | Player | Year |
|------|--------------------|---------|
| 26 | Lauretta Freeman | 1992-93 |
| 15 | DeWanna Bonner | 2007-08 |
| 14 | Monique Morehouse | 1995-96 |
| 13 | C.C. Hayden | 1991-92 |
| | Vickie Orr | 1988-89 |
| 12 | DeWanna Bonner | 2006-07 |
| | Le'Co'e Willingham | 2003-04 |
| | Sharon Stewart | 1987-88 |
| 11 | Unique Thompson | 2018-19 |
| | C.C. Hayden | 1990-91 |
| | Becky Jackson | 1982-83 |

RAINTHREE COUNTY

» Auburn has broken the school record for single-game 3-pointers twice so far this year. The most recent setting of the record game Dec. 22 at Elon when Auburn made 14 3-pointers; 11 of those came from freshmen - 5 from Robyn Benton, 4 from Brooke Moore, 2 from Erin Howard. Daisa Alexander, Emari Jones and Janiah McKay had one apiece.

» 20 days earlier, Auburn set a new school record with 13 made 3-pointers in a 95-79 win over Oklahoma on Dec. 2. The Tigers got four apiece from Jones and Benton, three from Alexander and two from Moore.

» The previous record for a single game had been 12, set on Dec. 5, 2007, in a 99-47 win over Colgate. Since 2000, the Tigers have made at least 10 treys in a game 10 times; the most recent was an 82-75 win at Florida on New Year's Day in 2017 when Auburn hit 11 from long range.

» Auburn is averaging 6.4 made 3-pointers per game this season with 167 makes through 26 games, which already ranks as the third-most in a season in Auburn history. The program record for 3-pointers in a season is 181 (5.7/game), set during the 2016-17 season.

GAMES WITH 10 OR MORE 3-POINTERS (Since 2000)

| 3FG | Opponent | Date | Result |
|-----|------------|----------|--------------|
| 14 | at Elon | 12/22/18 | W 96-44 |
| 13 | Oklahoma | 12/2/18 | W 95-79 |
| 12 | Colgate | 12/5/07 | W 82-75 |
| 11 | at Florida | 1/1/17 | W 82-75 |
| 11 | Winthrop | 12/16/15 | W 76-33 |
| 10 | UAB | 11/13/15 | W 85-71 |
| 10 | vs. Maine | 11/9/12 | W 71-41 |
| 10 | Alabama | 2/23/12 | W 81-40 |
| 10 | Belmont | 11/15/11 | W 80-53 |
| 10 | Marist | 12/21/11 | L 61-69 |
| 10 | Iowa State | 12/28/01 | L 80-75 (OT) |

OFFENSIVE EXPLOSION

» With 97 points in the season-opening win over Grambling, Auburn hit the 90-point plateau for the fourth time in the Coach Flo era and the first since scoring 92 on Nov. 17, 2014 - also against Grambling.

» Auburn's 95-point effort against Oklahoma on Dec. 2 gave the Tigers two 90-point games in the same season for the first time since the 2008-09 season, when Auburn topped the 90-point mark six times.

» The Tigers' 95 points against Oklahoma were the most scored by Auburn against a Power-5 conference opponent (SEC, ACC, Big Ten, Big 12, Pac-12) since 1990, when the Tigers beat Vanderbilt 96-93 in 2 OT.

» Auburn scored 96 points in a 52-point victory at Elon on Dec. 22. It marked Auburn's highest point total in a true road game since a 96-71 win at UAB on Dec. 14, 1999.

» The Tigers have scored at least 80 points in eight games this season; Auburn scored 80+ in six games combined over the previous two seasons.

» Under Coach Flo, Auburn is 6-0 when scoring at least 90 points and 31-1 when scoring at least 80 points.

WORKING OVERTIME

» Auburn played its first overtime game since 2017 on Dec. 20, defeating North Carolina 86-81 in the Carolinas Challenge in Myrtle Beach, S.C. It was Auburn's first OT win since defeating Arkansas 71-60 on Jan. 24, 2016.

» The Tigers rallied from a 13-point fourth-quarter deficit on Feb. 3 to force overtime at home vs. Georgia, then made free throws in the closing seconds to earn a 59-58 win. Auburn has now played multiple overtime games in the same season three of the last four years.

CROSS-COUNTRY TREK

» From Nov. 10-14 as part of the Preseason WNIT that featured road games at New Mexico and Iowa State, the Tigers traveled 3,741 miles and visited six states in five days:

--Auburn to Atlanta Airport: 100 miles

--Atlanta to Albuquerque: 1,271 miles

--Albuquerque to Phoenix: 330 miles

--Phoenix to Des Moines: 1,155 miles

--Des Moines to Ames (and back): 80 miles

--Des Moines to St. Louis: 237 miles

--St. Louis to Atlanta: 468 miles

--Atlanta to Auburn: 100 miles

» Auburn also made treks to New Orleans, Philadelphia, Myrtle Beach and Elon, N.C., as part of their non-conference schedule. The Tigers traveled a total of 7,427 miles during their non-conference season.

JONES OUT FOR SEASON

» Senior Emari Jones will miss the rest of the 2018-19 season after suffering a knee injury vs. Alabama State on Dec. 29. The Chicago, Ill., native was averaging 10.7 points and 4.8 rebounds and was Auburn's leading 3-point shooter before her injury.

AUBURN HONOR ROLL**» Robyn Benton**

--SEC Freshman of the Week (1/22)

» Janiah McKay

--SEC Player of the Week (12/23)

--WNIT All-Tournament Team

--Preseason All-SEC Second Team

» Brooke Moore

--SEC Freshman of the Week (12/31)

» Unique Thompson

--SEC Player of the Week (2/5)

--Preseason All-SEC Second Team

ON THIS DATE

» Auburn is 6-5 all-time on Feb. 24. The Tigers' last game on this date came in 2016, a 57-49 loss to Texas A&M.

NEW FACES

» Auburn welcomes four newcomers to the roster for 2018-19, all freshmen. Joining the Tigers this season are Robyn Benton (G, 5-9, Conyers, Ga.); Brooke Moore (G, 5-7, McDonough, Ga.); Erin Howard (G/F, 6-1, Madison, Wis.); and Natalie Kelly (F, 6-3, Albany, La.).

» The Tigers' 2018-19 freshman class was rated the No. 13 signing class in the country by ESPN HoopGurlz.

» Redshirt junior G Crystal Primm (West Palm Beach, Fla.) is eligible this season after sitting out last year under NCAA transfer rules. She transferred to Auburn from Duke in the summer of 2017 and has two years of eligibility.

» Redshirt freshman Kiyae' White (Macungie, Pa.) will be in action this season after sitting out last year while rehabbing an injury.

WELCOME TO THE FAMILY

» Auburn signed five players to NLI's during the early signing period in November.

» The Tigers will welcome **Lauren Hansen** (5-8, G, Setauket, N.Y.); **Annie Hughes** (5-9, G, Pisgah, Ala.); **Maliya Perry** (6-0, G/F, Pickerington, Ohio); **Morgan Robinson-Nwagwu** (5-8, G, Norcross, Ga.); and **Sania Wells** (5-7, G, Hurley, Miss.) to The Plains beginning in the fall of 2019.

» Hansen, Perry and Robinson-Nwagwu were nominated for McDonald's All-American in January.

TIGERS IN THE PROS

» DeWanna Bonner completed her ninth season in

Auburn in the SEC & NCAA Stats*(Thru games of 2/21/19)*

| Category | Value | SEC | NCAA |
|----------------------|-------|------|-------|
| Scoring Offense | 74.3 | 4th | 46th |
| Scoring Defense | 64.3 | 7th | 174th |
| Scoring Margin | +10.0 | 5th | 53rd |
| Field Goal Pct. | .431 | 5th | 62nd |
| Field Goal Pct. Def. | .412 | 12th | 246th |
| 3-pt FG Pct. | .326 | 7th | 114th |
| 3-pt FG Pct. Def. | .355 | 14th | 331st |
| Free Throw Pct. | .723 | 3rd | 81st |
| Rebounds | 35.6 | 11th | 256th |
| Rebound Margin | +0.5 | 9th | 175th |
| Off. Rebounds | 13.6 | 4th | -- |
| Def. Rebounds | 22.0 | 13th | -- |
| Assists | 12.8 | 9th | 188th |
| Assist/Turnover | 0.9 | 6th | 102nd |
| Blocks | 2.6 | 12th | 252nd |
| Turnover Margin | +7.3 | 2nd | 7th |
| Turnovers Forced | 20.8 | 2nd | 23rd |
| Steals | 12.4 | 1st | 5th |

INDIVIDUALS (All Games)**Scoring**

| | | | |
|-----------------|------|------|----|
| Janiah McKay | 14.1 | 16th | -- |
| Daisa Alexander | 12.7 | 22nd | -- |
| Unique Thompson | 12.7 | 24th | -- |

Rebounding

| | | | |
|-----------------|------|-----|------|
| Unique Thompson | 10.3 | 3rd | 33rd |
|-----------------|------|-----|------|

Field Goal Pct.

| | | | |
|-----------------|------|-----|------|
| Unique Thompson | .576 | 2nd | 23rd |
|-----------------|------|-----|------|

Assists

| | | | |
|--------------|-----|-----|-------|
| Janiah McKay | 4.2 | 7th | 122nd |
|--------------|-----|-----|-------|

Free Throw Pct.

| | | | |
|---------------|------|------|-------|
| Janiah McKay | .803 | 6th | 110th |
| Crystal Primm | .732 | 10th | 233rd |

Steals

| | | | |
|-----------------|-----|-----|-------|
| Daisa Alexander | 2.4 | 2nd | 57th |
| Janiah McKay | 2.3 | 3rd | 75th |
| Crystal Primm | 2.0 | 5th | 118th |
| Unique Thompson | 1.8 | 7th | 175th |

3-Point FG Made

| | | | |
|-----------------|-----|-----|----|
| Daisa Alexander | 1.8 | 9th | -- |
|-----------------|-----|-----|----|

Assist/Turnover Ratio

| | | | |
|--------------|-----|-----|-------|
| Janiah McKay | 1.8 | 6th | 110th |
|--------------|-----|-----|-------|

Offensive Rebounds

| | | | |
|-----------------|-----|-----|------|
| Unique Thompson | 4.0 | 2nd | 20th |
|-----------------|-----|-----|------|

Defensive Rebounds

| | | | |
|-----------------|-----|-----|----|
| Unique Thompson | 6.3 | 4th | -- |
|-----------------|-----|-----|----|

NCAA RPI Report (AU & Opponents)

(thru games of 2/21/19)

| Rk | Team | Record | AU Result |
|-----------|---------------------|-------------|-----------|
| 8 | Mississippi State | 24-2 | L |
| 10 | Iowa State | 20-6 | L |
| 17 | Texas A&M | 20-6 | L |
| 20 | South Carolina | 19-7 | -- |
| 21 | Kentucky | 22-5 | L |
| 28 | Missouri | 19-8 | L |
| 29 | North Carolina | 17-11 | W |
| 41 | Tennessee | 17-9 | L/L |
| 53 | AUBURN | 19-7 | |
| 54 | New Mexico | 21-4 | W |
| 65 | LSU | 16-9 | -- |
| 88 | Arkansas | 16-11 | W |
| 103 | Georgia | 16-10 | W |
| 135 | Alabama | 12-14 | W/W |
| 149 | Oklahoma | 6-19 | W |
| 174 | Nicholls State | 15-10 | W |
| 176 | Coastal Carolina | 14-10 | W |
| 198 | Grambling | 10-13 | W |
| 200 | Vanderbilt | 6-20 | W |
| 201 | Ole Miss | 9-18 | W |
| 212 | Elon | 8-15 | W |
| 218 | Florida | 6-20 | W |
| 241 | St. Joseph's | 10-16 | W |
| 243 | Louisiana-Lafayette | 7-17 | W |
| 259 | Alabama State | 9-14 | W |
| 284 | Samford | 9-17 | W |

the WNBA in 2018, all with the Phoenix Mercury, after taking the 2017 season off for the birth of her twins. Bonner had one of her best pro seasons, averaging 17.3 points, 7.2 rebounds and 3.2 assists while starting all 34 games. She was a beast in the 2018 playoffs, averaging 24.0 points and 11.1 rebounds in seven postseason games. Bonner was named the Associated Press' WNBA Comeback Player of the Year.

» Brandy Montgomery is playing in Europe for her second season, currently on the roster of Luxembourg side Ezzella Ettelbruck, where she is averaging over 20 points per game so far this season. Last year, she played for Visby in Sweden, averaging 16.3 points, 5.1 rebounds and 1.8 assists while helping her team to the league semifinals.

Auburn Record Book Updates

Auburn Career Scoring

| No. | Player | Years | Points |
|------------|---------------------|---------------------|--------------|
| 1. | DeWanna Bonner | 2005-09 | 2,162 |
| 2. | Becky Jackson | 1980-84 | 2,068 |
| 3. | Vickie Orr | 1985-89 | 2,035 |
| 4. | Marianne Merritt | 1975-79 | 1,979 |
| 5. | Carolyn Jones | 1988-91 | 1,831 |
| 6. | Natasha Brackett | 2001-05 | 1,716 |
| 7. | Brandy Montgomery | 2013-17 | 1,644 |
| 8. | Mae Ola Bolton | 1984-88 | 1,616 |
| 9. | Alli Smalley | 2007-11 | 1,601 |
| 10. | Angie Hannah | 1978-82 | 1,583 |
| 11. | Janiah McKay | 2015-present | 1,566 |
| 12. | Tyrese Tanner | 2010-14 | 1,515 |
| 13. | Le'Coe Willingham | 1999-03 | 1,475 |
| 14. | Lori Monroe | 1979-83 | 1,415 |
| 15. | Tasha Hamilton | 1997-01 | 1,402 |
| 16. | Sherell Hobbs | 2005-09 | 1,372 |
| 17. | Linda Godby | 1986-90 | 1,365 |
| 18. | Tra'Cee Tanner | 2012-16 | 1,327 |
| 19. | Debra Larkin | 1981-85 | 1,310 |
| 20. | C.C. Hayden | 1989-92 | 1,306 |
| 21. | Katie Frerking | 2013-17 | 1,271 |
| 22. | Conswella Sparrow | 1997-00 | 1,249 |
| 23. | Blanche Alverson | 2009-13 | 1,244 |
| 24. | Brenda Hill | 1981-85 | 1,222 |
| 25. | Monique Morehouse | 1992-96 | 1,191 |
| 26. | Lauretta Freeman | 1989-93 | 1,188 |
| 27. | Hasina Muhammad | 2001-15 | 1,184 |
| | Sharon Stewart | 1984-88 | 1,184 |
| 29. | Ruthie Bolton | 1985-89 | 1,176 |
| 30. | Tiffany Krantz | 1996-00 | 1,136 |

Auburn Career Steals

| No. | Player | Years | Steals |
|-----------|---------------------|---------------------|------------|
| 1. | Mae Ola Bolton | 1985-88 | 282 |
| 2. | Kristen Mulligan | 1993-96 | 253 |
| 3. | Ruthie Bolton | 1986-89 | 246 |
| 4. | Debra Larkin | 1982-85 | 242 |
| 5. | Helene Baroody | 1984-87 | 240 |
| 6. | Katie Frerking | 2013-17 | 234 |
| 7. | Sherell Hobbs | 2005-09 | 231 |
| 8. | Hasina Muhammad | 2011-15 | 223 |
| 9. | Janiah McKay | 2015-present | 213 |
| | DeWanna Bonner | 2005-09 | 208 |

Auburn Career Free Throws Made

| No. | Player | Years | FTs |
|-----------|---------------------|---------------------|------------|
| 1. | DeWanna Bonner | 2005-09 | 600 |
| 2. | Carolyn Jones | 1988-91 | 438 |
| 3. | Janiah McKay | 2015-present | 411 |
| 4. | Tyrese Tanner | 2010-14 | 376 |
| 5. | Conswella Sparrow | 1997-00 | 346 |
| | Le'Coe Willingham | 1999-04 | 346 |
| 7. | Becky Jackson | 1980-84 | 340 |
| | Vickie Orr | 1985-89 | 307 |
| 9. | Marianne Merritt | 1975-79 | 305 |
| 10. | Tasha Hamilton | 1997-01 | 296 |

Auburn Career Double-Doubles

| No. | Player | Years | D-Ds |
|-----------|------------------------|---------------------|-----------|
| 1. | DeWanna Bonner | 2005-09 | 40 |
| 2. | Lauretta Freeman | 1989-93 | 38 |
| 3. | C.C. Hayden | 1989-92 | 30 |
| 4. | Le'Coe Willingham | 1999-04 | 29 |
| 5. | Vickie Orr | 1985-89 | 27 |
| 6. | Monique Morehouse | 1992-96 | 24 |
| 7. | Becky Jackson | 1980-84 | 19 |
| 8. | Unique Thompson | 2017-present | 18 |
| 9. | Conswella Sparrow | 1997-00 | 15 |
| 10. | Tra'Cee Tanner | 2012-16 | 14 |
| 11. | Tasha Hamilton | 1997-01 | 13 |
| | Sharon Stewart | 1984-88 | 13 |
| 13. | Danielle Coleman | 1992-94 | 12 |
| | Marita Payne | 2002-06 | 12 |
| 15. | Whitney Boddie | 2005-09 | 11 |
| | KeKe Carrier | 2005-10 | 11 |
| 17. | Tia Miller | 2001-04 | 8 |
| | Tara Williams | 1995-97 | 8 |
| 19. | Katie Frerking | 2013-17 | 7 |
| | Linda Godby | 1986-90 | 7 |
| | Laticia Morris | 1995-97 | 7 |
| | Mandisa Stevenson | 2002-04 | 7 |
| | Tyrese Tanner | 2010-14 | 7 |
| 24. | Justine Agbatan | 1995-98 | 6 |
| | Brenda Hill | 1982-83 | 6 |
| | Kendall Mago | 1988-92 | 6 |
| | Samantha Williams | 1991-96 | 6 |
| 28. | Ruthie Bolton | 1985-89 | 5 |
| | Jordan Greenleaf | 2006-11 | 5 |

Auburn Career Assists

| No. | Player | Years | Assists |
|-----------|---------------------|---------------------|------------|
| 1. | Whitney Boddie | 2005-09 | 603 |
| 2. | Renae Halbrooks | 1978-82 | 593 |
| 3. | Helene Baroody | 1983-87 | 587 |
| 4. | Kristen Mulligan | 1992-96 | 551 |
| 5. | Ruthie Bolton | 1985-89 | 526 |
| 6. | Martha Monk | 1979-81 | 525 |
| 7. | Chantel Tremittiere | 1987-91 | 490 |
| 8. | Janiah McKay | 2015-present | 424 |
| 9. | Tiffany Krantz | 1996-2000 | 414 |
| 10. | Debra Larkin | 1981-85 | 386 |
| 11. | Samantha Williams | 1991-96 | 323 |
| 12. | Nicole Louden | 2001-05 | 311 |
| 13. | Katie Frerking | 2013-17 | 307 |
| 14. | Alli Smalley | 2007-11 | 303 |
| 15. | Morgan Toles | 2009-11 | 267 |
| 16. | Najat Ouardad | 2011-13 | 259 |
| 17. | Cindy Sagrera | 1981-84 | 254 |
| 18. | Mae Ola Bolton | 1984-88 | 252 |
| 19. | Nitasha Brown | 2002-06 | 236 |
| 20. | DeWanna Bonner | 2005-09 | 226 |
| 21. | Tasha Hamilton | 1997-2001 | 219 |
| 22. | Angie Hannah | 1978-82 | 214 |
| 23. | Lynn Stevenson | 1987-91 | 212 |
| 24. | LaRita Spencer | 1999-2001 | 209 |
| 25. | Terryland Robinson | 1989-93 | 207 |
| | Diann McNeil | 1984-88 | 202 |
| 27. | Justine Agbatan | 1995-98 | 201 |
| 28. | Nancy Derrick | 2000-04 | 200 |
| | Sherell Hobbs | 2005-09 | 200 |
| 30. | Tamela McCorvey | 2006-08 | 189 |

Auburn Career Free-Throw Pct. (min 150 att.)

| No. | Player | Years | Pct. (FT-FTA) |
|-----------|---------------------|---------------------|-----------------------|
| 1. | Carolyn Jones | 1988-91 | .810 (438-541) |
| 2. | Kristen Mulligan | 1992-96 | .796 (191-240) |
| 3. | DeWanna Bonner | 2005-09 | .795 (600-777) |
| 4. | Laticia Morris | 1995-97 | .787 (233-296) |
| 5. | Whitney Boddie | 2005-09 | .777 (219-282) |
| 6. | Linda Godby | 1986-90 | .774 (185-239) |
| 7. | Janiah McKay | 2015-present | .770 (411-534) |
| 8. | Brenda Hill | 1982-83 | .76752 (208-271) |
| 9. | Helene Baroody | 1983-87 | .76732 (155-202) |
| 10. | Patrena Scruggs | 1987-89 | .749 (128-171) |

Auburn Career Rebounding

| No. | Player | Years | Rebounds |
|------------|------------------------|---------------------|------------|
| 1. | Becky Jackson | 1980-84 | 1,118 |
| 2. | DeWanna Bonner | 2005-09 | 1,047 |
| 3. | Lori Monroe | 1979-83 | 1,015 |
| 4. | Vickie Orr | 1985-89 | 1,006 |
| 5. | Lauretta Freeman | 1989-93 | 976 |
| 6. | Marianne Merritt | 1975-79 | 972 |
| 7. | Le'Coe Willingham | 1999-03 | 927 |
| 8. | Monique Morehouse | 1992-96 | 792 |
| 9. | Jordan Greenleaf | 2006-11 | 761 |
| | Charlene Thomas | 1984-87 | 761 |
| 11. | Tra'Cee Tanner | 2012-16 | 758 |
| 12. | Sharon Stewart | 1984-88 | 757 |
| 13. | C.C. Hayden | 1989-92 | 749 |
| | Kendall Mago | 1988-92 | 749 |
| 15. | Tasha Hamilton | 1997-01 | 663 |
| 16. | Mae Ola Bolton | 1984-88 | 653 |
| 17. | Marita Payne | 2002-06 | 630 |
| 18. | Katie Frerking | 2013-17 | 627 |
| 19. | Sherell Hobbs | 2005-09 | 612 |
| 20. | Brenda Hill | 1982-85 | 604 |
| 21. | Blanche Alverson | 2009-13 | 602 |
| 22. | KeKe Carrier | 2005-10 | 600 |
| 23. | Angie Hannah | 1978-82 | 588 |
| 24. | Linda Godby | 1986-90 | 580 |
| 25. | Tyrese Tanner | 2010-14 | 572 |
| | Conswella Sparrow | 1997-00 | 572 |
| 27. | Diann McNeil | 1984-88 | 498 |
| 28. | Samantha Williams | 1991-96 | 495 |
| 29. | Unique Thompson | 2017-present | 494 |
| | Hasina Muhammad | 2011-15 | 494 |

Auburn Individual & Team Records

Single Game

| | |
|-------------------------|---|
| Points | 41, Conswella Sparrow vs. South Alabama (Feb. 17, 1998) |
| Field Goals | 17, Becky Jackson vs. UAB (1982-83) |
| Field Goal Attempts | 34, Marianne Merritt vs. West Georgia (1975-76) |
| FG Percentage | 1.000 (12-12), Laticia Morris vs. S. Alabama (Jan. 14, 1997) |
| 3PT Field Goals | 8, Tiffany Krantz vs. Troy State (Nov. 21, 1997) |
| 3PT Field Goal Attempts | 16, Brandy Montgomery at Marquette (Dec. 13, 2015) |
| 3PT FG Pct. | 1.000 (7-7), Tiffany Krantz vs. Vanderbilt (Jan. 29, 1997) |
| Free Throws | 14, DeWanna Bonner vs. Tennessee (Jan. 25, 2009) |
| Free Throw Attempts | 17, Becky Jackson vs. Iona (Dec. 13, 1980) |
| FT Percentage | 1.000 (11-11), Conswella Sparrow vs. Georgia (Jan. 17, 1998) |
| | 1.000 (11-11), Lori Nero vs. Missouri State (Mar. 17, 2000) |
| | 1.000 (11-11), Sherell Hobbs vs. Stephen F. Austin (Jan. 3, 2009) |
| | 1.000 (11-11), Janiah McKay vs. Texas A&M (Jan. 7, 2018) |
| Rebounds | 26, Marianne Merritt vs. Montevallo (1975-76) |
| Assists | 18, Martha Monk vs. Alabama State (1980-81) |
| Blocks | 13, Marita Payne vs. Arkansas (Feb. 3, 2005) |
| Steals | 10, Kristen Mulligan vs. NE Illinois (Dec. 18, 1992) |
| | 10, Ruthie Bolton vs. Long Beach St. (April 1, 1988) |
| | 10, Mae Ola Bolton vs. Kentucky (Feb. 3, 1987) |

Season

| | |
|-------------------------|---|
| Points | 716, DeWanna Bonner (2008-09) |
| Scoring Average | 21.9, Marianne Merritt (1975-76) |
| Field Goals | 259, Tara Williams (1996-97) |
| | 259, Angie Hannah (1980-81) |
| Field Goal Attempts | 544, Tara Williams (1996-97) |
| Field Goal Percentage | .663 (222-335), Becky Jackson (1982-83) |
| 3PT Field Goals | 70, Tiffany Krantz (1996-97) |
| 3PT Field Goal Attempts | 197, Brandy Montgomery (2016-17) |
| 3PT FG Percentage | .429 (48-112), Kristen Mulligan (1994-95) |
| Free Throws | 218, DeWanna Bonner (2008-09) |
| Free Throw Attempts | 258, DeWanna Bonner (2008-09) |
| Free Throw Percentage | .862 (25-59), Beth Bryant (1982-83) |
| Rebounds | 401, Laretta Freeman (1992-93) |
| Rebounding Average | 15.3, Marianne Merritt (1975-76) |
| Assists | 294, Martha Monk (1980-81) |
| Assists Average | 8.9, Martha Monk (1980-81) |
| Blocks | 141, Marita Payne (2004-05) |
| Steals | 114, Marianne Merritt (1975-76) |
| Double-Doubles | 26, Laretta Freeman (1992-93) |

Career

| | |
|---------------------------|-----------------------------------|
| Points | 2,162, DeWanna Bonner (2005-09) |
| Scoring Average | 20.4, Marianne Merritt (1975-79) |
| Field Goals | 864, Becky Jackson (1980-84) |
| | 864, Vickie Orr (1985-89) |
| Field Goal Attempts | 1,795, Marianne Merritt (1975-79) |
| Field Goal Percentage | .602, Becky Jackson (1980-1984) |
| 3PT Field Goals | 219, Alli Smalley (2007-11) |
| 3PT Field Goal Attempts | 688, Brandy Montgomery (2013-17) |
| 3PT Field Goal Percentage | .415, Carolyn Jones (1988-91) |
| Free Throws | 600, DeWanna Bonner (2005-09) |
| Free Throw Attempts | 755, DeWanna Bonner (2005-09) |
| Free Throw Percentage | .810, Carolyn Jones (1988-91) |
| Rebounds | 1,118, Becky Jackson (1980-84) |
| Rebounding Average | 10.0, Marianne Merritt (1975-79) |
| Assists | 603, Whitney Boddie (2005-09) |
| Assists Average | 8.3, Martha Monk (1979-81) |
| Blocks | 377, Marita Payne (2002-06) |
| Steals | 282, Mae Ola Bolton (1985-88) |
| Double-Doubles | 40, DeWanna Bonner (2005-09) |

Triple-Doubles

Only three players ever at Auburn, male or female, have recorded a triple-double in a game, with two coming from the women's team: Marita Payne and Whitney Boddie. Payne recorded the first ever on Feb. 3, 2005 with 15 points, 12 rebounds and 13 blocks against Arkansas. Boddie followed up with one on Dec. 5, 2008 with 24 points, 11 rebounds and 12 assists against Sam Houston State.

Single Game

| | |
|----------------------------|--|
| Points | 119 vs. Sam Houston State (Dec. 5, 2008) |
| First Half Points | 63 vs. Florida Southern (Jan. 17, 1987) |
| Second Half Points | 64 vs. Jacksonville State (Jan. 19, 1999) |
| Points in a Quarter | 32 (4Q) vs. Indiana (Nov. 27, 2016) |
| | 32 (4Q) vs. Oklahoma (Dec. 2, 2018) |
| Field Goals | 51 vs. Alabama State (Dec. 2, 1986) |
| Field Goal Attempts | 97 vs. Georgia State (Dec. 5, 1987) |
| Field Goal Percentage | .672 (38-58) vs. North Carolina (Dec. 18, 1982) |
| 3PT Field Goals | 14 at Elon (Dec. 22, 2018) |
| 3PT Field Goal Attempts | 33 vs. Iowa State (Dec. 28, 2001) |
| 3PT FG Percentage | .833 (5-6) vs. Charleston Southern (Nov. 23, 2001) |
| | .833 (5-6) at LSU (Feb. 1, 2009) |
| Free Throws | 38 vs. Tuskegee (1976-77) |
| Free Throw Attempts | 54 vs. Tuskegee (1976-77) |
| Free Throw Percentage | 1.000 (16-16) vs. Texas A&M (Jan. 8, 2018) |
| Rebounds | 79 vs. Eastern Kentucky (Nov. 25, 1989) |
| | 79 vs. Alabama-Huntsville (Jan. 5, 1980) |
| Assists | 38 vs. Georgia State (Dec. 5, 1987) |
| Blocks | 17 vs. Alabama A&M (Nov. 19, 2009) |
| | 17 vs. South Alabama (Feb. 23, 1994) |
| | 17 vs. Lamar (Dec. 1, 1993) |
| Steals | 24 vs. Tennessee State (Dec. 5, 2001) |
| | 24 vs. East Carolina (Dec. 5, 2015) |
| Opponent Turnovers | 45 vs. Puerto Rico-Mayaguez (Dec. 17, 2000) |
| Fewest Points | 25 vs. Mercer (1971-72) |
| Fewest First Half Points | 12 vs. Hampton (Dec. 30, 2014) |
| Fewest Second Half Points | 10 vs. Mercer (1971-72) |
| Fewest Rebounds | 17 vs. Vanderbilt (Feb. 4, 2016) |
| Fewest Assists | 3 vs. Tennessee (Jan. 10, 2002) |
| Fewest Field Goals | 12 vs. Vanderbilt (Dec. 18, 1994) |
| | 12 vs. South Carolina (Feb. 16, 2006) |
| Fewest Field Goal Attempts | 39 at Duke (Nov. 27, 2005) |
| Fewest Free Throws | 0 vs. Georgia (Feb. 12, 1983) |
| Fewest Free Throw Attempts | 4 vs. Northwestern (Dec. 12, 1990) |
| | 4 vs. South Alabama (Feb. 20, 1991) |
| | 4 at Kentucky (Feb. 3, 2011) |
| | 4 at Kentucky (Jan. 17, 2016) |
| | 4 vs. Texas A&M (Feb. 5, 2017) |
| | 4 at Tennessee (Jan. 4, 2018) |
| Fewest Fouls | 6 vs. Alabama State (Feb. 20, 1991) |
| Fewest Turnovers | 5 at Alabama (Feb. 26, 2004) |
| | 5 vs. Florida (Dec. 31, 2017) |

Season

| | |
|---------------------------|-------------------------------|
| Points | 2,945 in 1987-88 |
| Scoring Average | 87.1 in 1986-87 |
| Field Goals | 1,238 in 1987-88 |
| Field Goal Attempts | 2,468 in 1987-88 |
| Field Goal Percentage | .524 (1,201-2,292) in 1986-87 |
| 3PT Field Goals | 181 in 2016-17 |
| 3PT Field Goal Attempts | 639 in 2016-17 |
| 3PT Field Goal Percentage | .406 (26-64) in 1987-88 |
| Free Throws | 572 in 1989-90 |
| Free Throw Attempts | 838 in 1989-90 |
| Free Throw Percentage | .749 (519-693) in 1990-91 |
| Rebounds | 1,652 in 1987-88 |
| Rebounding Average | 47.2 in 1987-88 |
| Rebounding Margin | +15.7 in 1987-88 |
| Assists | 674 in 1987-88 |
| Blocks | 207 in 2005-06 |
| Steals | 402 in 2012-13 |
| Turnovers Forced | 709 in 2016-17 |
| Wins | 32 in 1987-88/1988-89 |
| Consecutive Wins | 28 in 1988-89 |
| Consecutive Home Wins | 68 from 1986-91 |
| Losses | 18 in 1977-78/1978-79/2014-15 |

TIGERS' RECORD WHEN...

| | 2018-19 | Under Coach Flo |
|--|---------|--------------------|
| At Home..... | 8-4 | 69-33 |
| On the Road..... | 9-3 | 34-52 |
| At a Neutral Site..... | 2-0 | 18-13 |
| When wearing white..... | 6-4 | 67-27 |
| When wearing orange..... | 2-0 | 7-10 |
| When wearing blue..... | 9-3 | 41-57 |
| When wearing pink..... | 2-0 | 6-4 |
| Leading at the half..... | 15-3 | 95-21 |
| Trailing at the half..... | 4-3 | 26-71 |
| Tied at the half..... | 0-1 | 0-6 |
| Scores 100+ points..... | 0-0 | 0-0 |
| Scores 90-99 points..... | 3-0 | 6-0 |
| Scores 80-89 points..... | 5-0 | 25-1 |
| Scores 70-79 points..... | 7-0 | 36-6 |
| Scores 60-69 points..... | 3-6 | 37-24 |
| Scores fewer than 60 points..... | 1-1 | 15-67 |
| Holds opponent to 41-50 points..... | 4-0 | 30-3 |
| Holds opponent to 31-40 points..... | 1-0 | 7-0 |
| Holds opponent to under 30 points..... | 0-0 | 2-0 |
| Force 25 or more turnovers..... | 5-0 | 49-8 |
| Shoots 50% FG or better..... | 4-0 | 31-2 |
| Shoots 40-49% FG..... | 11-5 | 63-26 |
| Shoots 39.9% or under FG..... | 4-2 | 26-71 |
| Holds opponent under 30% FG..... | 3-0 | 25-2 |
| Shoots higher FG% than opponent..... | 14-1 | 98-21 |
| Shoots lower FG% than opponent..... | 5-6 | 23-72 |
| Shoots same FG% as opponent..... | 0-0 | 0-3 |
| Shoots higher FT% than opponent..... | 10-3 | 52-36 |
| Shoots lower FT% than opponent..... | 9-4 | 68-62 |
| Shoots same FT% as opponent..... | 0-0 | 0-1 |
| Out-rebounds opponent..... | 13-1 | 76-26 |
| Out-rebounded by opponent..... | 4-6 | 39-71 |
| Tied in rebounds..... | 2-0 | 5-2 |
| Versus ranked opponent..... | 0-5 | 4-46 |
| In overtime..... | 2-0 | 5-4 |
| Games decided by 3 points or less..... | 4-2 | 11-15 |
| Games decided by 4-5 points..... | 1-0 | 11-13 |
| Games decided by 6-10 points..... | 3-3 | 28-27 |
| Games decided by 11-20 points..... | 5-1 | 34-27 |
| Games decided by 21-30 points..... | 2-1 | 23-10 |
| Games decided by 30+ points..... | 4-0 | 14-6 |
| On Television/Digital..... | 16-5 | 61-66 |
| In November..... | 5-1 | 31-13 |
| In December..... | 7-0 | 38-8 |
| In January..... | 4-4 | 17-37 |
| In February..... | 3-2 | 22-28 |
| In March..... | 0-0 | 11-11 |

2018-19 Auburn Superlatives...

First Half

| | |
|---|---|
| Most points scored in the first quarter..... | 30, at St. Joseph's (12/6/18) |
| Most points scored in the second quarter..... | 27, vs. Oklahoma (12/2/18) |
| Most points scored in the first half..... | 51, at Elon (12/22/18) |
| Fewest points scored in the first half..... | 19, vs. Georgia (2/3/19) |
| Fewest points allowed in the first half..... | 12, vs. Alabama (2/17/19) |
| Most points allowed in the first half..... | 43, at Missouri (1/27/19) |
| Best FG % in the first half..... | .575, at Elon (12/22/18) |
| Worst FG % in the first half..... | .285, at Ole Miss (1/31/19) |
| Best FG % by an opponent in the first half..... | .600, at Vanderbilt (1/17/19) |
| Worst FG % by an opponent in the first half..... | .150, vs. Alabama (2/17/19) |
| Most rebounds in the first half..... | 29, at New Mexico (11/11/18) |
| Fewest rebounds in the first half..... | 10, at Missouri (1/27/19) |
| Most rebounds by an opponent in the first half..... | 23, Oklahoma (12/2/18), Coastal Carolina (12/18/18), Ole Miss (1/31/19) |
| Fewest rebounds by an opponent in the first half..... | 10, vs. Nicholls State (11/9/18) |

Second Half

| | |
|--|--|
| Most points scored in the third quarter..... | 27, vs. Nicholls State (11/9/18) |
| Most points scored in the fourth quarter..... | 32, vs. Oklahoma (12/2/18) |
| Most points scored in an overtime period..... | 17, vs. North Carolina (12/20/18) |
| Most points scored in the second half..... | 53, vs. Grambling (11/6/18) |
| Fewest points scored in the second half..... | 26, at Iowa State (11/13/18) |
| Fewest points allowed in the second half..... | 25, at Elon (12/22/18) & at Florida (1/6/19) |
| Most points allowed in the second half..... | 49, vs. Oklahoma (12/2/18) |
| Best FG % in the second half..... | .704, at Elon (12/22/18) |
| Worst FG % in the second half..... | .294, vs. Georgia (2/3/19) |
| Best FG % by an opponent in the second half..... | .625, at Vanderbilt (1/17/19) |
| Worst FG % by an opponent in the second half..... | .280, vs. Grambling (11/6/18) |
| Most rebounds in the second half..... | 25, vs. Grambling (11/6/18) |
| Fewest rebounds in the second half..... | 10, vs. Tennessee (1/3/19) & at Vanderbilt (1/17/19) |
| Most rebounds by an opponent in the second half..... | 26, vs. Mississippi State (1/14/19) |
| Fewest rebounds by an opponent in the second half..... | 9, at Elon (12/22/18) |

Game

| | |
|-------------------------------------|--|
| Most points scored..... | 97, vs. Grambling (11/6/18) |
| Fewest points scored..... | 59, vs. Mississippi State (1/14/19) & vs. Georgia (2/3/19) |
| Most points allowed..... | 85, vs. Mississippi State (1/14/19) |
| Fewest points allowed..... | 38, vs. Alabama (2/17/19) |
| Best FG %..... | .633, at Elon (12/22/18) |
| Worst FG %..... | .303, vs. Georgia (2/3/19) |
| Best FG % by an opponent..... | .610, at Vanderbilt (1/17/19) |
| Worst FG % by an opponent..... | .233, vs. Alabama (2/17/19) |
| Most rebounds..... | 53, vs. Grambling (11/6/18) |
| Fewest rebounds..... | 24, vs. Mississippi State (1/14/19) |
| Most rebounds by an opponent..... | 45, at Tennessee (2/14/19) |
| Fewest rebounds by an opponent..... | 21, at Elon (12/22/18) |

Miscellaneous

| | |
|---|--|
| Highest-scoring quarter..... | 32, 4Q vs. Oklahoma (12/2/18) |
| Lowest-scoring quarter..... | 2, 1Q at Missouri (1/27/19) |
| Highest-scoring opponent quarter..... | 26, 4Q vs. Oklahoma (12/2/18) & 3Q vs. Mississippi State (1/14/19) |
| Lowest-scoring opponent quarter..... | 5, 2Q vs. Grambling (11/6/18), 1Q vs. Alabama State (12/29/18), 1Q vs. Alabama (2/17/19) |
| Largest margin in a single quarter..... | +21 (27-6), 2Q vs. Oklahoma (12/2/18) |
| Largest margin of victory..... | 52, at Elon (12/22/18) |
| Smallest margin of victory..... | 1, vs. Georgia (2/3/19) |
| Largest margin of defeat..... | 26, vs. Mississippi State (1/14/19) |
| Smallest margin of defeat..... | 2, vs. Texas A&M (1/24/19) |
| Largest halftime lead..... | 32, at Elon (12/22/18) |
| Smallest halftime lead..... | 3, at New Mexico (11/11/18) & at Ole Miss (1/31/19) |
| Times tied at halftime..... | 1 - 35-35 vs. Tennessee (1/3/19) |
| Largest halftime deficit..... | 20, at Missouri (1/27/19) |
| Smallest halftime deficit..... | 1, vs. Coastal Carolina (12/18/18) |
| Largest rebounding margin..... | +27, vs. Grambling (11/6/18) |
| Smallest rebounding margin..... | +1, vs. Louisiana-Lafayette (11/25/18); at XULA (11/28/18); vs. Georgia (2/3/19) |
| Last time tied in rebounding..... | 30-30, at St. Joseph's (12/6/18) |
| Largest rebounding deficit..... | -19, vs. Mississippi State (1/14/19) |
| Smallest rebounding deficit..... | -2, vs. Samford (12/16/18) |
| Largest deficit overcome to win game..... | 20, at Vanderbilt (1/17/19) |
| Largest lead lost..... | 15, at Iowa State (11/13/18) |

MISCELLANEOUS STATISTICS

| Double-Doubles | Season | Career |
|-----------------|--------|--------|
| Unique Thompson | 11 | 18 |
| Janiah McKay | 1 | 2 |

30+ Point Games

| 20+ Point Games | Season | Career |
|-----------------|--------|--------|
| Janiah McKay | 5 | 22 |
| Daisa Alexander | 5 | 11 |
| Unique Thompson | 3 | 6 |
| Brooke Moore | 1 | 1 |

10+ Rebound Games

| 10+ Assist Games | Season | Career |
|------------------|--------|--------|
| Janiah McKay | 1 | 2 |

| 5+ Steal Games | Season | Career |
|-----------------|--------|--------|
| Crystal Primm | 3 | 3 |
| Janiah McKay | 1 | 6 |
| Daisa Alexander | 1 | 2 |
| Erica Sanders | 0 | 1 |

5+ Block Games

| 5+ Block Games | Season | Career |
|-----------------|--------|--------|
| Unique Thompson | 0 | 1 |

GAMES LED AUBURN IN...

| Scoring | Season | Career |
|-----------------|--------|--------|
| Janiah McKay | 10 | 38 |
| Daisa Alexander | 8 | 15 |
| Unique Thompson | 8 | 13 |
| Robyn Benton | 1 | 1 |
| Emari Jones | 1 | 1 |
| Brooke Moore | 1 | 1 |
| Crystal Primm | 1 | 1 |

| Rebounding | Season | Career |
|-----------------|--------|--------|
| Unique Thompson | 23 | 42 |
| Daisa Alexander | 2 | 4 |
| Crystal Primm | 2 | 2 |
| Erin Howard | 1 | 1 |
| Emari Jones | 0 | 3 |
| Abigail Jackson | 0 | 2 |
| Janiah McKay | 0 | 2 |
| Erica Sanders | 0 | 2 |

| Assists | Season | Career |
|-----------------|--------|--------|
| Janiah McKay | 13 | 70 |
| Daisa Alexander | 5 | 6 |
| Erica Sanders | 2 | 7 |
| Unique Thompson | 2 | 4 |
| Emari Jones | 1 | 2 |
| Erin Howard | 1 | 1 |
| Crystal Primm | 1 | 1 |

(includes games where lead was shared)

2018-19 DOUBLE-DOUBLES

- Unique Thompson vs. Grambling (14 pts, 13 reb)
- Janiah McKay vs. Grambling (16 pts, 10 ast)
- Unique Thompson at New Mexico (19 pts, 19 reb)
- Unique Thompson at Iowa State (19 pts, 14 reb)
- Unique Thompson vs. UL-Lafayette (16 pts, 13 reb)
- Unique Thompson vs. Oklahoma (14 pts, 17 reb)
- Unique Thompson vs. North Carolina (21 pts, 18 reb)
- Unique Thompson vs. Tennessee (19 pts, 12 reb)
- Unique Thompson at Vanderbilt (16 pts, 13 reb)
- Unique Thompson at Ole Miss (20 pts, 12 reb)
- Unique Thompson at Arkansas (13 pts, 12 reb)
- Unique Thompson at Tennessee (12 pts, 13 reb)

Last Time an Auburn Team...

- Scored 90 points Auburn 96, Elon 44, in Elon, N.C. (Dec. 22, 2018)
- Scored 100 points Auburn 119, Sam Houston State 54, in Auburn, Ala. (Dec. 5, 2008)
- Scored 100 points in an SEC game Auburn 102, Tennessee 96, SEC Tournament in Albany, Ga. (Mar. 6, 1987)
- Scored 100 at home Auburn 119, Sam Houston State 54, in Auburn, Ala. (Dec. 5, 2008)
- Scored 80 points and lost Virginia Tech 92, Auburn 87 [OT] in Auburn, Ala. (Dec. 18, 2016)
- Scored 90 points and lost Kentucky 91, Auburn 90 [2OT], in Auburn, Ala. (Feb. 2, 1986)
- Scored 100 points and lost Never
- Scored 110+ points Auburn 119, Sam Houston State 54, in Auburn, Ala. (Dec. 5, 2008)
- Scored 50-59 points in a half 51 - 1st half at Elon in Elon, N.C. (Dec. 22, 2018)
- Scored 60 or more points in a half 62 (2nd half) - vs. Drake in New Orleans, La. (Dec. 21, 2016)
- Scored 30 or more points in a quarter 30 (1st quarter) - at St. Joseph's in Philadelphia, Pa. (Dec. 6, 2018)
- Scored 50 points or less in a game 48 - at Kentucky in Lexington, Ky. (Feb. 1, 2018)
- Scored 50 points or less and won Auburn 47, Missouri 45 [SEC] in Jacksonville, Fla. (March 3, 2016)
- Scored 40 points or less in a game Georgia 63, Auburn 30, in Athens, Ga. (Jan. 28, 2016)
- Scored less than 10 points in a quarter 7 points (1st quarter) vs. Georgia in Auburn, Ala. (Feb. 3, 2019)
- Scored less than 20 points in a 1st half 19 points vs. Georgia in Auburn, Ala. (Feb. 3, 2019)
- Scored less than 20 points in a 2nd half 18 points vs. Missouri [SEC] in Jacksonville, Fla. (March 3, 2016)
- Had 35+ rebound margin 36 - (52-16) vs. Alabama A&M in Normal, Ala. (Nov. 19, 2013)
- Had 25+ rebound margin 33 - (53-26) vs. Grambling State in Auburn, Ala. (Nov. 6, 2018)
- Had 20+ rebound margin 33 - (53-26) vs. Grambling State in Auburn, Ala. (Nov. 6, 2018)
- Attempted 30 free throws 36 - vs. Alabama State in Auburn, Ala. (Dec. 29, 2018)
- Attempted 35 free throws 36 - vs. Alabama State in Auburn, Ala. (Dec. 29, 2018)
- Attempted 40 free throws 41 - vs. Alabama State in Auburn, Ala. (Nov. 15, 2006)
- Attempted 5 free throws or less 5 - at Tennessee in Knoxville, Tenn. (Feb. 14, 2019)
- Did not attempt a free throw Never
- Made 20 free throws 22 - vs. Kentucky (22-29) in Auburn, Ala. (Feb. 7, 2019)
- Made 25 free throws 29 - vs. Alabama State (29-36) in Auburn, Ala. (Dec. 29, 2018)
- Made 30 free throws 31 - vs. Northwestern State (31-43) (Dec. 30, 2003)
- Had 25 assists 25 - vs. Ole Miss in Auburn, Ala. (Jan. 8, 2017)
- Had 25 turnovers 25 - at Kentucky in Lexington, Ky. (Feb. 1, 2018)
- Had 10 turnovers or less 9 - at Ole Miss in Oxford, Miss. (Jan. 31, 2019)
- Had 25+ steals Never
- Had 20-24 steals 21 - vs. Georgia in Auburn, Ala. (Feb. 3, 2019)
- Had 15-19 steals 15 - vs. Mississippi State in Auburn, Ala. (Jan. 14, 2019)
- Had 10-14 blocks 10 - vs. Louisiana Tech in Auburn, Ala. (Nov. 19, 2017)
- Had 15+ blocks 15 - at Florida International in Miami, Fla. (Dec. 29, 2014)
- Won an overtime game Auburn 59, Georgia 58 [1OT] in Auburn, Ala. (Feb. 3, 2019)
- Lost an overtime game Alabama 63, Auburn 61 [1OT] in Auburn, Ala. (Feb. 20, 2017)
- Played a double overtime game Auburn 70, Alabama 65 [2OT] in Auburn, Ala. (Feb. 27, 2014)
- Played three or more overtimes Never
- Shot 70% for a half 70.4% (19-of-27), 2nd half at Elon in Elon, N.C. (Dec. 22, 2018)
- Shot 60% for a game 63.3% (38-of-60) at Elon in Elon, N.C. (Dec. 22, 2018)
- Shot less than 30% for a game 27.6% (21-of-76) vs. Missouri in Auburn, Ala. (Feb. 15, 2018)
- Shot 90-99.9% from the free throw line (minimum 10 attempts) 92.3% (12-of-13) vs. Nicholls State in Auburn, Ala. (Nov. 9, 2018)
- Shot 100% from the free throw line (minimum 10 attempts) 100% (16-of-16) vs. Texas A&M in Auburn, Ala. (Jan. 7, 2018)
- Shot 50% on 3-pointers (minimum 5 attempts) 50.0% (6-of-12) at Missouri in Columbia, Mo. (Jan. 27, 2019)
- Shot 20-30% in a half 29.4% (10-of-34), 2nd half vs. Georgia in Auburn, Ala. (Feb. 3, 2019)
- Shot less than 20% in a half 18.4% (7-of-38), 1st half vs. Missouri in Auburn, Ala. (Feb. 15, 2018)
- Shot 55% or better and lost 58.1% (25-of-43) vs. Tennessee (Jan. 20, 2005)
- Made at least 10 3-point field goals 10-of-35 vs. Alabama State in Auburn, Ala. (Dec. 29, 2018)
- Failed to make a 3-point field goal 0-of-5 vs. Southern in Auburn, Ala. (Dec. 9, 2017)
- Had 60+ rebounds 61 - vs. Stephen F. Austin in Auburn, Ala. (Dec. 17, 2007)
- Had 50-59 rebounds 53 - vs. Grambling State in Auburn, Ala. (Nov. 6, 2018)
- Defeated a Top-25 opponent Auburn 80, #16 Florida 58, in Auburn, Ala. (Feb. 14, 2016)
- Defeated a Top-10 opponent Auburn 66, #7 Kentucky 61, in Auburn, Ala. (Jan. 3, 2016)
- Defeated a Top-25 opponent on the road Auburn 68, #16 Vanderbilt 62, in Nashville, Tenn. (Feb. 13, 2014)

Last Time an Auburn Player...

- Scored 25 points 25 - Janiah McKay at Mississippi State in Starkville, Miss. (Feb. 22, 2018)
- Scored 30 points 32 - Katie Frerking at Texas A&M in College Station, Texas (Feb. 5, 2017)
- Scored 35 points 35 - DeWanna Bonner vs. Tennessee in Auburn, Ala. (Jan. 25, 2009)
- Scored 40 points 41 - Conswella Sparrow vs. South Alabama (Feb. 17, 1998)
- Had 10+ rebounds 13 - Unique Thompson at Tennessee in Knoxville, Tenn. (Feb. 14, 2019)
- Had 15+ rebounds 18 - Unique Thompson vs. North Carolina in Myrtle Beach, S.C. (Dec. 20, 2018)
- Had 20 rebounds 20 - Monique Morehouse at LSU (Feb. 4, 1995)
- Had 10 assists 10 - Janiah McKay vs. Grambling State (Nov. 6, 2018)
- Had 15 assists 18 - Martha Monk vs. Alabama State (Feb. 18, 1981)
- Had 5 blocks 6 - Unique Thompson vs. Louisiana Tech in Auburn, Ala. (Nov. 19, 2017)
- Had 7 blocks 7 - Jassany Williams vs. Duke (Nov. 18, 2011)
- Had 10 blocks 13 - Marita Payne vs. Arkansas (Feb. 3, 2005)
- Had 5 steals 6 - Crystal Primm vs. Kentucky in Auburn, Ala. (Feb. 7, 2019)
- Had 8 steals 8 - Brandy Montgomery vs. East Carolina in Auburn, Ala. (Dec. 5, 2015)
- Had 10 steals 13 - Kristen Mulligan vs. Northeast Illinois in Auburn, Ala. (Dec. 18, 1992)
- Made 10 field goals 10 - Unique Thompson [10-18] vs. North Carolina in Myrtle Beach, S.C. (Dec. 20, 2018)
- Made 15 field goals 15 - Conswella Sparrow (15-16) vs. South Alabama (Feb. 17, 1998)
- Attempted 20 field goals 22 - Daisa Alexander at Tennessee in Knoxville, Tenn. (Feb. 14, 2019)
- Attempted 25 field goals 28 - Brandy Montgomery (8-28) at Marquette in Milwaukee, Wis. (Dec. 13, 2015)
- Made 5 three-point field goals 5 - Brooke Moore vs. Alabama State in Auburn, Ala. (Dec. 29, 2018)
- Made 8 three-point field goals 8 - Tiffany Krantz vs. Troy State in Auburn, Ala. (Nov. 21, 1997)
- Attempted 10 three-point field goals 10 - Daisa Alexander at Tennessee in Knoxville, Tenn. (Feb. 14, 2019)
- Attempted 15 three-point field goals 16 - Brandy Montgomery at Marquette in Milwaukee, Wis. (Dec. 13, 2015)
- Made 10 free throws 10 - Unique Thompson at Ole Miss in Oxford, Miss. (Jan. 31, 2019)
- Made 15 free throws Never
- Shot 100% at the free throw line (min. 10 attempts) 11-11 - Janiah McKay vs. Texas A&M in Auburn, Ala. (Jan. 7, 2018)

SEC PRESEASON POLL (Media Vote)**Order of Finish**

- Mississippi State
- South Carolina
- Tennessee
- Georgia
- Missouri
- Texas A&M
- Kentucky
- Auburn
- LSU
- Alabama
- Arkansas
- Florida
- Vanderbilt
- Ole Miss

Player of the Year

Teaira McCowan, Mississippi State

All-SEC Team

Caliya Robinson, Georgia
Anriel Howard, Mississippi State
Teaira McCowan, Mississippi State
Sophie Cunningham, Missouri
Alexis Jennings, South Carolina
Rennia Davis, Tennessee
Chennedy Carter, Texas A&M

SEC PRESEASON POLL (Coaches' Vote)**Order of Finish**

- Mississippi State
- South Carolina
- Georgia
- Tennessee
- Missouri
- Texas A&M
- Kentucky
- Auburn
- LSU
- Alabama
- Arkansas
- Florida
- Vanderbilt
- Ole Miss

Player of the Year

Teaira McCowan, Mississippi State

All-SEC First Team

Caliya Robinson, Georgia
Maci Morris, Kentucky
Anriel Howard, Mississippi State
Teaira McCowan, Mississippi State
Sophie Cunningham, Missouri
Tyasha Harris, South Carolina
Rennia Davis, Tennessee
Chennedy Carter, Texas A&M

All-SEC Second Team

Malica Monk, Arkansas
Janiah McKay, Auburn
Unique Thompson, Auburn
Taylor Murray, Kentucky
Ayana Mitchell, LSU
Shandricka Sessom, Ole Miss
Amber Smith, Missouri
Alexis Jennings, South Carolina
Evina Westbrook, Tennessee

Had a double-double.....Unique Thompson (13 pts/12 reb) at Tennessee in Knoxville, Tenn. (Feb. 14, 2019)
Had 2 consecutive double-doubles.....Unique Thompson: 13/12 at Arkansas, 13/12 at Tennessee (Feb. 10-14, 2019)
Had 3 consecutive double-doubles.....Unique Thompson: 19/19 at UNM; 19/14 at Iowa St., 16/13 vs. ULL (Nov. 11-25, 2018)
Had 4 consecutive double-doubles.....DeWanna Bonner: vs. SC, at OM, at UGA, vs. Vandy (Feb. 17-28, 2008)
Had 5 consecutive double-doubles.....Le'Coe Willingham: vs. ALA, at ARK, vs. MSU, at UT, at UK (Jan. 22-Feb. 5, 2004)
Had a double-double at halftime.....Unique Thompson (16 pts/10 rebs) at Iowa State in Ames, Iowa (Nov. 13, 2018)
Two players had a double-double.....Unique Thompson (14 p/13 r) & Janiah McKay (16 p/10 a) vs. Grambling State (Nov. 6, 2018)
Recorded a double-double with points and assists.....Janiah McKay (16 pts/10 assists) vs. Grambling State (Nov. 6, 2018)
Scored 20 points & had 20 rebounds.....Lauretta Freeman (30 pts/21 rebs.) vs. Alabama. (Feb. 17, 1993)
Had a triple-double.....Whitney Boddie (24 pts./11 rebs./12 ast.) vs. Sam Houston State (Dec. 5, 2008)
Two players scored 20 points.....Janiah McKay (21) and Unique Thompson (21) vs. North Carolina in Myrtle Beach, S.C. (Dec. 20, 2018)
Two players scored 30 points.....Laticia Morris (33 points) & Tara Williams (30 points) vs. South Alabama (Jan. 14, 1997)
Had 2 straight 25-point games.....Janiah McKay: 27 at South Carolina, 26 vs. Arkansas (Jan. 11-14, 2018)
Had 3 straight 25-point games.....Janiah McKay: 25 pts vs. Texas A&M, 27 pts at South Carolina, 26 pts vs. Arkansas (Jan. 7-14, 2018)
Zero players scored in double figures.....at Georgia in Athens, Ga. (Jan. 28, 2016)
Only one player scored in double figures.....Daisa Alexander (22) at Georgia in Athens, Ga. (Jan. 21, 2018)
Five players scored in double figures.....Thompson (19), Primm (16), Alexander (13), Howard (11), McKay (10) vs. Tennessee (Jan. 3, 2019)
Six players scored in double figures.....McKay/Benton (16), Primm (15), Thompson (14), Alexander/Jones (13) vs. Grambling (Nov. 6, 2018)
Seven players scored in double figures.....Carrier (19 pts.), Bonner (18 pts.), Smalley (16 pts.), Boddie (13 pts.)
.....R. Hobbs (13 pts.), Hilliard (13 pts.) & S. Hobbs (10 pts.) vs. Sam Houston State (Dec. 5, 2008)
Two players had 10 rebounds.....Unique Thompson (13) and Emari Jones (10) vs. Louisiana-Lafayette in Auburn, Ala. (Nov. 25, 2018)
Three players had 10 rebounds.....Jordan Greenleaf (12 rebs.), DeWanna Bonner (12 rebs.) & Whitney Boddie (10 rebs.)
.....vs. Oakland (Nov. 21, 2007)
Played every minute.....Jordan Greenleaf (40 mins.) vs. Florida in Duluth, Ga. [SEC] (Mar. 4, 2010)
Played 40 or more minutes in OT game.....Unique Thompson (43 mins.) vs. Georgia in Auburn, Ala. (Feb. 3, 2019)
Attempted a slam dunk.....Hasina Muhammad vs. St. John's in Auburn, Ala. (Dec. 6, 2013)
Made a shot from half-court or beyond.....Brooke Moore (2nd quarter) vs. Alabama State in Auburn, Ala. (Dec. 29, 2018)

Last Time an Auburn Opponent...

Shot less than 30% in a game (SEC).....Alabama - 23.3% (10-of-43) in Auburn, Ala. (Feb. 17, 2019)
Shot less than 30% in a game (Non-conf).....Alabama State - 29.8% (14-of-47) in Auburn, Ala. (Dec. 29, 2018)
Shot 60% in a game.....Vanderbilt - 61.0% in Nashville, Tenn. (Jan. 17, 2019)
Scored 90 points.....Virginia Tech 92, Auburn 87 [OT] in Auburn, Ala. (Dec. 18, 2016)
Scored 100 points.....Georgia 102, Auburn 72 in Athens, Ga. (Mar. 3, 1984)
Scored 100 points at Auburn.....Tuskegee 105, Auburn 98 (20T) (Feb. 12, 1979)
Scored 100 points and Lost.....Never
Had 25+ rebound margin.....20 - Alabama (56-36) in Auburn, Ala. (Feb. 20, 2017)
Had a 20+ rebound margin.....20 - Alabama (56-36) in Auburn, Ala. (Feb. 20, 2017)
Scored less than 10 points in a quarter.....5/7 - Alabama (1st/2nd quarters) in Auburn, Ala. (Feb. 17, 2019)
Scored less than 10 points in all four quarters.....Winthrop (9-8-8-8) in Auburn, Ala. (Dec. 16, 2015)
Scored 30 or more points in a quarter.....30 - South Carolina (1st quarter) in Columbia, S.C. (Jan. 11, 2018)
Scored less than 10 points in a half.....8 - Jacksonville (1st half) in Auburn, Ala. (Dec. 28, 2016)
Scored less than 20 points in a 1st half.....12 - Alabama in Auburn, Ala. (Feb. 17, 2019)
Scored less than 20 points in a 2nd half.....19 - Florida in Auburn, Ala. (Dec. 31, 2017)
Had 50 rebounds.....56 - Alabama in Auburn, Ala. (Feb. 20, 2017)
Had 25 assists.....25 - Florida International in Miami, Fla. (Dec. 19, 1993)
Had 25-29 turnovers.....28 - Georgia in Auburn, Ala. (Feb. 3, 2019)
Had 30-34 turnovers.....30 - XULA in Auburn, Ala. (Dec. 28, 2017)
Had 35+ turnovers.....35 - ULM in Auburn, Ala. (Nov. 27, 2017)
Had 15 steals.....15 - East Carolina in Auburn, Ala. (Dec. 5, 2015)
Had 10 blocks.....11 - at Baylor [NCAA] in Waco, Texas (March 20, 2016)
Failed to make a 3-point field goal.....LSU (0-6) in Baton Rouge, La. (Feb. 1, 2016)
Attempted 35 free throws.....35 - Florida in Gainesville, Fla. (Feb. 28, 2016)
Made 30 free throws.....30 - Arkansas (Jan. 22, 1995)
Made 10 three-point field goals.....11 - Kentucky (11-20) in Auburn, Ala. (Feb. 7, 2019)
Made 15 three-point field goals.....18 - Missouri in Columbia, Mo. (Jan. 6, 2013)
Scored 41-50 points in a game.....50 - Alabama State in Auburn, Ala. (Dec. 29, 2018)
Scored 31-40 points in a game.....38 - Alabama in Auburn, Ala. (Feb. 17, 2019)
Scored 30 points or less.....26 - Georgia in Athens, Ga. (Feb. 22, 2015)
Scored 25 points or less.....25 - Puerto Rico Mayaguez (Dec. 17, 2000)

Last Time an Opposing Player...

Scored 30+ points (non-conference).....30 - Nina Davis of Baylor [NCAA] in Waco, Texas (March 20, 2016)
Scored 30+ points (SEC).....41 - Chelsea Dungee of Arkansas in Fayetteville, Ark. (Feb. 10, 2019)
Scored 35+ points.....41 - Chelsea Dungee of Arkansas in Fayetteville, Ark. (Feb. 10, 2019)
Attempted 25 field goals.....27 - Jantel Lavender (9-27) of Ohio State (Nov. 23, 2008)
Scored 20 points & had 20 rebounds.....Young of Baylor in the WNIT Championship Game, (20 pts./25 rebs.) (Apr. 4, 2003)
Two players scored 20 points.....Meme Jackson (27) and Rennia Davis (23) of Tennessee in Auburn, Ala. (Jan. 3, 2019)
Three players scored 20 points.....by LSU in Baton Rouge, Chatman (22 pts.), Johnson (21 pts) & Lowery (20 pts) (Jan. 12, 1991)
Five players scored in double figures.....Lorenzen (10), Needles (11), Lewis (10), Williams (11), Copeland (12) of Florida (Jan. 4, 2015)
Six players scored in double figures.....Williams (10), Lewis (13), Bonds (18), Peoples (10), Miller (12), Svetec (12) of Florida (Jan. 26, 2014)
Recorded a double-double.....Copeland (12 pts/12 reb) of Alabama in Auburn, Ala. (Feb. 17, 2019)
Recorded a double-double with points and assists.....Tyasha Harris (12 pts/11 ast) of South Carolina in Columbia, S.C. (Jan. 11, 2018)
Recorded a triple-double.....Ceira Ricketts (14 pts./13 rebs./12 ast.) of Arkansas (Jan. 18, 2009)
Two players recorded a double-double.....C. Green (16 pts/11 reb) & Davis (15 pts/10 reb) of Tennessee in Knoxville, Tenn. (Feb. 14, 2019)
Committed 10+ turnovers.....12 - Amber Dixon of Louisiana Tech in Auburn, Ala. (Nov. 19, 2017)
Had 15-19 rebounds.....15 - by N'dea Jones of Texas A&M in Auburn, Ala. (Jan. 24, 2019)
Had 20+ rebounds.....20 - Caitlyn Ramirez of Troy in Auburn, Ala. (Nov. 11, 2016)
Had 10 assists.....10 - Evina Westbrook of Tennessee in Knoxville, Tenn. (Feb. 14, 2019)
Had 15 assists.....16 - Cindy McMahan of Alabama-Huntsville (Nov. 24, 1980)
Had 5 blocks.....5 - Ashley Knight of Alabama in Tuscaloosa, Ala. (Feb. 18, 2018)
Had 10 blocks.....Never
Had 5 steals.....6 - Taylor Murray of Kentucky in Auburn, Ala. (Feb. 7, 2019)
Made 15 field goals.....15 - Chamique Holdslaw (15-21) of Tennessee (Feb. 1, 1998)
Made 10 3-point field goals.....11 - Morgan Eye (11-18) of Missouri in Columbia, Mo. (Jan. 6, 2013)

2018-19 Auburn Individual Highs...**First Half**

Points..... 16, Unique Thompson at Iowa State (11/13/18)
 Field Goals Made..... 6, 4x; last, Unique Thompson at Vanderbilt (1/17/19)
 Field Goal Attempts..... 11, Daisa Alexander at Tennessee (2/14/19)
 3-Point Field Goals Made 3, 5x; last, Daisa Alexander at Tennessee (2/14/19)
 3-Point Field Goal Attempts 8, Emari Jones vs. Coastal Carolina (12/18/18)
 Free Throws Made 6, Janiah McKay at New Mexico (11/11/18)
 Free Throws Attempted 8, Janiah McKay at New Mexico (11/11/18)
 Rebounds 11, 2x; last, Unique Thompson vs. Oklahoma (12/2/18)
 Assists 5, 2x; last, Janiah McKay vs. Nicholls State (11/9/18)
 Blocked Shots..... 2, 4x; last, Erin Howard at Arkansas (2/10/19)
 Steals 4, Crystal Primm vs. Mississippi State (1/14/19)

Second Half

Points..... 17, Brooke Moore vs. Alabama State (12/29/18)
 Field Goals Made..... 6, 3x; last, Daisa Alexander at Florida (1/6/19)
 Field Goal Attempts..... 11, 3x; last, Daisa Alexander at Tennessee (2/14/19)
 3-Point Field Goals Made 3, 4x; last, Brooke Moore vs. Mississippi State (1/14/19)
 3-Point Field Goal Attempts 8, Brooke Moore vs. Alabama State (12/29/18)
 Free Throws Made 9, Janiah McKay at St. Joseph's (12/6/18)
 Free Throws Attempted 10, 2x; last, Crystal Primm vs. Coastal Carolina (12/18/18)
 Rebounds 11, Unique Thompson vs. UL-Lafayette (11/25/18)
 Assists 5, Janiah McKay vs. Grambling (11/6/18)
 Blocked Shots..... 2, 5x; last, Howard/Jackson vs. Alabama State (12/29/18)
 Steals 5, Crystal Primm vs. Nicholls State (11/9/18)

Game

Points..... 23, 2x; last, Janiah McKay at Missouri (1/27/19)
 Field Goals Made..... 10, Unique Thompson vs. North Carolina (12/20/18)
 Field Goal Attempts..... 22, Daisa Alexander at Tennessee (2/14/19)
 3-Point Field Goals Made 5, 2x; last, Brooke Moore vs. Alabama State (12/29/18)
 3-Point Field Goal Attempts 13, Brooke Moore vs. Alabama State (12/29/18)
 Free Throws Made 10, 2x; last, Unique Thompson at Ole Miss (1/31/19)
 Free Throws Attempted 13, Janiah McKay vs. North Carolina (12/20/18)
 Rebounds 19, Unique Thompson at New Mexico (11/11/18)
 Assists 10, Janiah McKay vs. Grambling (11/6/18)
 Blocked Shots..... 3, 3x; last, Erin Howard at Arkansas (2/10/19)
 Steals 7, Crystal Primm vs. Mississippi State (1/14/19)

2018-19 Auburn Team Highs...**First Half**

Points..... 51 at Elon (12/22/18)
 Field Goals Made..... 19 at Elon (12/22/18)
 Field Goal Attempts..... 41 vs. North Carolina (12/20/18)
 3-Point Field Goals Made 7 at Elon (12/22/18)
 3-Point Field Goal Attempts 17 vs. CCU (12/18/18) & vs. Alabama State (12/29/18)
 Free Throws Made 15 at New Mexico (11/11/18)
 Free Throws Attempted 20 at New Mexico (11/11/18)
 Rebounds 29 at New Mexico (11/11/18)
 Assists 12, 2x; last at XULA (11/28/18)
 Blocked Shots..... 3, 3x; last vs. Alabama State (12/29/18)
 Steals 9 vs. North Carolina (12/20/18) & vs. Alabama State (12/29/18)

Second Half

Points..... 53 vs. Grambling (11/6/18)
 Field Goals Made..... 22 vs. Grambling (11/6/18)
 Field Goal Attempts..... 41 vs. Nicholls State (11/9/18)
 3-Point Field Goals Made 7 vs. Oklahoma (12/2/18) & at Elon (12/22/18)
 3-Point Field Goal Attempts 18 vs. Alabama State (12/29/18)
 Free Throws Made 16 vs. CCU (12/18/18) & vs. Alabama State (12/29/18)
 Free Throws Attempted 22 vs. Coastal Carolina (12/18/18) & vs. Kentucky (2/7/19)
 Rebounds 25 vs. Grambling (11/6/18)
 Assists 16 vs. Grambling (11/6/18)
 Blocked Shots..... 6 vs. Alabama State (12/29/18)
 Steals 14 vs. Georgia (2/3/19)

Game

Points..... 97 vs. Grambling (11/6/18)
 Field Goals Made..... 38 vs. Grambling (11/6/18) & at Elon (12/22/18)
 Field Goal Attempts..... 85 vs. North Carolina (12/20/18)
 3-Point Field Goals Made 14 at Elon (12/22/18)
 3-Point Field Goal Attempts 35 vs. Alabama State (12/29/18)
 Free Throws Made 29 vs. Alabama State (12/29/18)
 Free Throws Attempted 36 vs. Alabama State (12/29/18)
 Rebounds 53 vs. Grambling (11/6/18)
 Assists 24 vs. Grambling (11/6/18)
 Blocked Shots..... 9 vs. Alabama State (12/29/18)
 Steals 21 vs. Georgia (2/3/19)
 Turnovers Forced..... 29 vs. Samford (12/16/18)

Specialty Statistics (Auburn-Opponent)

| Opponent | Points in the Paint | Points off Turnovers | 2nd-Chance Points | Fast-Break Points | Bench Points |
|----------------------|---------------------|----------------------|-------------------|-------------------|------------------|
| Grambling | 44-22 | 28-19 | 28-9 | 15-12 | 26-15 |
| Nicholls State | 36-22 | 29-11 | 11-2 | 12-6 | 17-10 |
| at New Mexico | 40-24 | 16-12 | 18-11 | 11-26 | 12-20 |
| at Iowa State | 20-26 | 19-19 | 7-14 | 2-2 | 5-7 |
| Louisiana-Lafayette | 32-24 | 27-17 | 7-12 | 12-4 | 22-18 |
| at Xavier (La.) | 32-20 | 27-16 | 16-11 | 8-2 | 20-32 |
| Oklahoma | 40-30 | 25-10 | 11-11 | 16-6 | 26-17 |
| at St. Joseph's | 36-26 | 20-4 | 5-7 | 14-7 | 14-22 |
| Samford | 26-22 | 30-3 | 12-3 | 6-4 | 15-24 |
| vs. Coastal Carolina | 32-34 | 30-14 | 20-20 | 6-2 | 19-29 |
| vs. North Carolina | 42-26 | 38-16 | 24-13 | 2-6 | 13-25 |
| at Elon | 40-16 | 27-7 | 18-7 | 12-0 | 41-17 |
| Alabama State | 22-18 | 34-5 | 18-14 | 8-6 | 49-22 |
| Tennessee | 34-32 | 20-13 | 19-14 | 2-12 | 0-3 |
| at Florida | 30-14 | 31-12 | 5-7 | 6-4 | 6-21 |
| at Alabama | 42-26 | 28-18 | 6-11 | 8-2 | 12-3 |
| Mississippi State | 20-44 | 20-15 | 11-18 | 13-12 | 19-27 |
| at Vanderbilt | 38-26 | 24-17 | 19-7 | 4-2 | 13-4 |
| Texas A&M | 34-28 | 26-13 | 9-13 | 6-2 | 14-0 |
| at Missouri | 26-16 | 20-1 | 10-6 | 0-0 | 13-7 |
| at Ole Miss | 28-20 | 15-7 | 14-15 | 4-0 | 9-9 |
| Georgia | 28-24 | 22-11 | 19-11 | 2-11 | 4-17 |
| Kentucky | 36-20 | 22-14 | 6-7 | 8-12 | 17-20 |
| at Arkansas | 42-16 | 20-13 | 17-13 | 8-2 | 15-17 |
| at Tennessee | 32-32 | 12-13 | 11-16 | 10-10 | 9-2 |
| Alabama | 26-12 | 26-9 | 13-3 | 2-2 | 30-9 |
| TOTALS | 862-620 | 618-295 | 354-275 | 197-154 | 440-397 |
| Averages | 33.2-23.8 | 23.8-11.3 | 13.6-10.6 | 7.6-5.9 | 16.9-15.3 |

Lead-Deficit Comparison

| Opponent | Largest Lead | Largest Deficit | Lead Changes | Ties | Result |
|----------------------|-----------------------|-----------------------|--------------|------|---------------|
| Grambling | 49 (4th, 0:09) | 4 (1st, 8:38) | 1 | 0 | W, 97-48 |
| Nicholls State | 29 (4th, 6:21) | -- | 0 | 0 | W, 80-59 |
| at New Mexico | 8 (2nd, 8:50) | 4 (2nd, 1:14) | 15 | 16 | W, 79-76 |
| at Iowa State | 15 (2nd, 2:26) | 10 (4th, 2:21) | 1 | 2 | L, 64-67 |
| Louisiana-Lafayette | 16 (4th, 6:20) | -- | 0 | 0 | W, 71-59 |
| at Xavier (La.) | 20 (4th, 5:26) | 2 (1st, 9:34) | 1 | 2 | W, 77-58 |
| Oklahoma | 22 (3rd, 8:09) | 8 (1st, 1:21) | 3 | 1 | W, 95-79 |
| at St. Joseph's | 16 (1st, 0:30) | 2, (1st, 8:19) | 4 | 1 | W, 81-70 |
| Samford | 34 (4th, 9:50) | -- | 0 | 0 | W, 73-46 |
| vs. Coastal Carolina | 8 (4th, 2:32) | 7 (2nd, 5:34) | 17 | 7 | W, 84-78 |
| vs. North Carolina | 11 (3rd, 5:37) | 5 (2nd, 9:42) | 7 | 6 | W, 86-81 (OT) |
| at Elon | 54 (4th, 0:20) | -- | 0 | 0 | W, 96-44 |
| Alabama State | 37 (4th, 1:14) | -- | 0 | 0 | W, 83-50 |
| Tennessee | 3 (1st, 9:14) | 9, (4th, 0:09) | 9 | 8 | L, 69-78 |
| at Florida | 11 (4th, 0:11) | 8 (3rd, 7:32) | 10 | 5 | W, 64-56 |
| at Alabama | 15 (2nd, 2:35) | 2 (1st, 5:34) | 2 | 2 | W, 66-56 |
| Mississippi State | -- | 27 (4th, 5:49) | 0 | 2 | L, 59-85 |
| at Vanderbilt | 2 (4th, 0:09) | 20 (3rd, 7:56) | 3 | 3 | W, 72-70 |
| Texas A&M | 8 (2nd, 1:51) | 11 (4th, 5:58) | 6 | 4 | L, 67-69 |
| at Missouri | -- | 29 (3rd, 4:39) | 0 | 0 | L, 65-74 |
| at Ole Miss | 22 (4th, 4:39) | 1 (2nd, 9:11) | 1 | 4 | W, 64-51 |
| Georgia | 2 (2nd, 9:13) | 13 (4th, 9:43) | 11 | 10 | W, 59-58 (OT) |
| Kentucky | 2 (1st, 9:36) | 16 (2nd, 5:21) | 3 | 0 | L, 68-78 |
| at Arkansas | 17 (3rd, 8:29) | 5 (1st, 7:44) | 8 | 5 | W, 75-72 |
| at Tennessee | 7 (2nd, 1:00) | 13, (4th, 4:18) | 5 | 5 | L, 62-73 |
| Alabama | 39 (3rd, 1:44) | -- | 0 | 0 | W, 77-38 |

Game-by-Game Leaders

| | Points | Rebounds | Assists | Steals | Blocked Shots |
|----------------------|--------------------|--------------------|----------------------|----------------------|----------------------|
| Grambling | 16-McKay/Benton | 13-Unique Thompson | 10-Janiah McKay | 3-McKay/Benton | 2-McKay/Thompson |
| Nicholls State | 20-Daisa Alexander | 10-Unique Thompson | 7-Janiah McKay | 5-Crystal Primm | 2-Unique Thompson |
| at New Mexico | 19-Thompson/McKay | 19-Unique Thompson | 6-Janiah McKay | 3-Alexander/McKay | 1-Thompson/Howard |
| at Iowa State | 19-Unique Thompson | 14-Unique Thompson | 3-McKay/Jones | 2-Daisa Alexander | 2-Unique Thompson |
| UL-Lafayette | 16-Unique Thompson | 13-Unique Thompson | 8-Daisa Alexander | 4-Unique Thompson | 3-Abigail Jackson |
| at Xavier (La.) | 16-Emari Jones | 8-Unique Thompson | 7-Janiah McKay | 3-Thompson/Alexander | 2-Abigail Jackson |
| Oklahoma | 19-Daisa Alexander | 17-Unique Thompson | 5-Daisa Alexander | 3-Crystal Primm | 1-Crystal Primm |
| at St. Joseph's | 21-Janiah McKay | 6-Unique Thompson | 4-McKay/Alexander | 4-Janiah McKay | (none) |
| Samford | 20-Janiah McKay | 6-Unique Thompson | 4-Janiah McKay | 4-Janiah McKay | 1-(three players) |
| vs. Coastal Carolina | 21-Janiah McKay | 7-Unique Thompson | 4-Janiah McKay | 3-Emari Jones | (none) |
| vs. North Carolina | 21-McKay/Thompson | 18-Unique Thompson | 4-Janiah McKay | 4-(three players) | 1-(three players) |
| at Elon | 17-Crystal Primm | 7-Primm/Howard | 4-Janiah McKay | 3-Daisa Alexander | 2-Erin Howard |
| Alabama State | 23-Brooke Moore | 8-Unique Thompson | 3-Janiah McKay | 3-(three players) | 3-Unique Thompson |
| Tennessee | 19-Unique Thompson | 12-Unique Thompson | 3-Daisa Alexander | 3-Daisa Alexander | 1-Thompson/Jackson |
| at Florida | 22-Daisa Alexander | 9-Unique Thompson | 6-Janiah McKay | 5-Daisa Alexander | 1-Erin Howard |
| at Alabama | 22-Daisa Alexander | 9-Unique Thompson | 5-Erin Howard | 4-Daisa Alexander | 1-Howard/Jackson |
| Mississippi State | 18-Daisa Alexander | 5-Daisa Alexander | 3-McKay/Sanders | 7-Crystal Primm | 1-Moore/Sanders |
| at Vanderbilt | 19-Janiah McKay | 13-Unique Thompson | 6-Janiah McKay | 4-Primm/McKay | 1-Unique Thompson |
| Texas A&M | 17-Janiah McKay | 10-Unique Thompson | 3-Janiah McKay | 4-Crystal Primm | (none) |
| at Missouri | 23-Janiah McKay | 7-Unique Thompson | 2-Alexander/Thompson | 2-Primm/Moore | 1-Crystal Primm |
| at Ole Miss | 20-Unique Thompson | 12-Unique Thompson | 6-Janiah McKay | 4-Daisa Alexander | 1-Thompson/White |
| Georgia | 18-Janiah McKay | 9-Thompson/Primm | 2-Erica Sanders | 5-Janiah McKay | 1-Unique Thompson |
| Kentucky | 20-Unique Thompson | 6-Unique Thompson | 5-Crystal Primm | 6-Crystal Primm | 1-Daisa Alexander |
| at Arkansas | 18-Daisa Alexander | 12-Unique Thompson | 6-Janiah McKay | 2-(three players) | 3-Erin Howard |
| at Tennessee | 22-Daisa Alexander | 12-Unique Thompson | 3-Daisa Alexander | 4-Daisa Alexander | 1-Thompson/Jackson |
| Alabama | 22-Daisa Alexander | 7-Daisa Alexander | 6-Janiah McKay | 3-Thompson/Alexander | 1-Benton/Jackson |

2018-19 Starting Lineups

| | Point Guard (1) | Wing (2) | Wing (3) | Wing (4) | Post (5) |
|----------------------|------------------------|-----------------|-----------------|-----------------|-----------------|
| Grambling | Janiah McKay | Daisa Alexander | Crystal Primm | Emari Jones | Unique Thompson |
| Nicholls State | Janiah McKay | Daisa Alexander | Crystal Primm | Emari Jones | Unique Thompson |
| at New Mexico | Janiah McKay | Daisa Alexander | Crystal Primm | Emari Jones | Unique Thompson |
| at Iowa State | Janiah McKay | Daisa Alexander | Crystal Primm | Emari Jones | Unique Thompson |
| Louisiana-Lafayette | Janiah McKay | Daisa Alexander | Crystal Primm | Emari Jones | Unique Thompson |
| at Xavier (La.) | Janiah McKay | Daisa Alexander | Crystal Primm | Emari Jones | Unique Thompson |
| Oklahoma | Janiah McKay | Daisa Alexander | Crystal Primm | Emari Jones | Unique Thompson |
| at St. Joseph's | Janiah McKay | Daisa Alexander | Crystal Primm | Emari Jones | Unique Thompson |
| Samford | Janiah McKay | Daisa Alexander | Crystal Primm | Emari Jones | Unique Thompson |
| vs. Coastal Carolina | Janiah McKay | Daisa Alexander | Crystal Primm | Emari Jones | Unique Thompson |
| vs. North Carolina | Janiah McKay | Daisa Alexander | Crystal Primm | Emari Jones | Unique Thompson |
| at Elon | Janiah McKay | Daisa Alexander | Crystal Primm | Emari Jones | Unique Thompson |
| Alabama State | Janiah McKay | Daisa Alexander | Crystal Primm | Emari Jones | Unique Thompson |
| Tennessee | Janiah McKay | Daisa Alexander | Crystal Primm | Erin Howard | Unique Thompson |
| at Florida | Janiah McKay | Daisa Alexander | Crystal Primm | Erin Howard | Unique Thompson |
| at Alabama | Janiah McKay | Daisa Alexander | Crystal Primm | Erin Howard | Unique Thompson |
| Mississippi State | Janiah McKay | Daisa Alexander | Crystal Primm | Erin Howard | Unique Thompson |
| at Vanderbilt | Janiah McKay | Daisa Alexander | Crystal Primm | Erin Howard | Unique Thompson |
| Texas A&M | Janiah McKay | Daisa Alexander | Erica Sanders | Crystal Primm | Unique Thompson |
| at Missouri | Janiah McKay | Daisa Alexander | Erica Sanders | Crystal Primm | Unique Thompson |
| at Ole Miss | Janiah McKay | Daisa Alexander | Crystal Primm | Erin Howard | Unique Thompson |
| Georgia | Janiah McKay | Daisa Alexander | Crystal Primm | Erin Howard | Unique Thompson |
| Kentucky | Janiah McKay | Daisa Alexander | Crystal Primm | Erin Howard | Unique Thompson |
| at Arkansas | Janiah McKay | Daisa Alexander | Crystal Primm | Erin Howard | Unique Thompson |
| at Tennessee | Janiah McKay | Daisa Alexander | Crystal Primm | Erin Howard | Unique Thompson |
| Alabama | Janiah McKay | Daisa Alexander | Crystal Primm | Erin Howard | Unique Thompson |

Record by Starting Lineup

| | |
|--|------------------|
| McKay, Alexander, Primm, Jones, Thompson |12-1 (.923) |
| McKay, Alexander, Primm, Howard, Thompson |7-4 (.636) |
| McKay, Alexander, Sanders, Primm, Thompson |0-2 (.000) |



Terri

WILLIAMS-FLOURNOY

Head Coach

Seventh Season at Auburn • 15th as a Head Coach • 27th Season in coaching

Hampton, Va. • Penn State, 1991

• *Has taken her teams to postseason appearances in eight of the last 10 years, including five NCAA Tournament appearances*

- *Led Auburn to 19 or more wins in three of her first five years*
- *Has had six players selected to All-SEC teams*
- *Auburn has forced an average of 20.0+ turnovers per game under Coach Flo*
- *Led Auburn to the postseason in four of her first five seasons, advancing to WNIT Quarterfinals in 2013 and Third Round in 2014, along with NCAA Tournament in 2016 and 2017*
- *Won her 100th game at Auburn on Feb. 8, 2018, defeating LSU 70-62*
- *Picked up her 200th career head coaching victory Dec. 5, 2015 at home vs. East Carolina*
- *Won 250th career game at Xavier (La.) on Nov. 28, 2018*
- *Recorded her 400th career win as a collegiate coach in Auburn's 68-58 win over Hofstra on Dec. 9, 2012*
- *Won her 500th game as a collegiate coach with victory over Louisiana-Lafayette on Nov. 25,*

2018

- *Picked up first SEC win in 50-47 win over #23 Arkansas in 2013*
- *Earned second win over ranked opponent at Auburn and snapped 21-game skid to #16 Vanderbilt with 68-62 win in Nashville on Feb. 13, 2014*
- *Picked up first top-10 win with a 66-61 victory over #7 Kentucky on Jan. 3, 2016*
- *Has 264 wins as a head coach and 251 as an assistant for a .620 winning percentage over 27 years as a collegiate coach*
- *Has been part of six conference championships and 20 post-season appearances as an assistant and head coach*
- *2010 Black Coaches Association Coach of the Year*
- *Served as an assistant coach for Team USA that won a gold medal at the 2011 World University Games in Shenzhen, China*
- *Coached teams to 14 NCAA Tournament appearances, nine as an assistant and five as a head coach*
- *Has coached 24 players that have gone on to the professional ranks, including seven in the WNBA*
- *As an assistant, helped coach Georgia to an NCAA Final Four appearance and two NCAA Elite Eight appearances*
- *Coached three Georgetown players to three all-conference honors and one All-America award*
- *Has a 603-352 record in 31 seasons as a head coach, assistant coach and player*
- *Helped coach Georgetown to a Big East title in 1992*
- *As an assistant coach at Southwest Missouri State, helped the team to two straight NCAA Tournaments and two consecutive Missouri Valley Conference Tournament titles*

All-time record as player and coach: 603-353 (.631) 31 seasons

Record as collegiate player: 88-36 (.709) 4 seasons

Record as collegiate coach: 515-317 (.620) 27 seasons

Record as collegiate assistant coach: 251-117 (.683) 12 seasons

Record as collegiate head coach: 264-202 (.566) 15 seasons

Record as Auburn head coach: 121-98 (.553) 7 seasons

Williams-Flournoy Year-by-Year

Penn State, Player (1987-91)

| Year | Record | Conf. | Other Information |
|---------|--------|-------|-------------------|
| 1987-88 | 20-13 | 11-7 | NCAA Second Round |
| 1988-89 | 14-14 | 12-6 | |
| 1989-90 | 25-7 | 15-3 | NCAA Second Round |
| 1990-91 | 29-2 | 17-1 | NCAA Second Round |

Georgetown, Assistant Coach (1992-96)

| Year | Record | Conf. | Other Information |
|---------|--------|-------|-------------------------------------|
| 1992-93 | 23-7 | 15-3 | Big East Champions NCAA Sweet 16 |
| 1993-94 | 12-15 | 6-12 | |
| 1994-95 | 11-17 | 6-12 | |
| 1995-96 | 12-15 | 7-11 | |

Georgia, Assistant Coach (1996-2002)

| Year | Record | Conf. | Other Information |
|-----------|--------|-------|---|
| 1996-97 | 25-6 | 11-1 | SEC Champions NCAA Elite Eight |
| 1997-98 | 17-11 | 8-6 | NCAA First Round |
| 1998-99 | 27-7 | 9-5 | NCAA Final Four |
| 1999-2000 | 32-4 | 13-1 | SEC Champions NCAA Elite Eight |
| 2000-01 | 27-6 | 11-3 | SEC Tournament Champions NCAA Second Round |
| 2001-02 | 19-11 | 6-8 | NCAA First Round |

Southwest Missouri State, Assistant Coach (2002-04)

| Year | Record | Conf. | Other Information |
|---------|--------|-------|---|
| 2002-03 | 18-13 | 11-7 | MVC Tournament Champions NCAA First Round |
| 2003-04 | 28-4 | 16-2 | Missouri Valley Champions MVC Tournament Champions NCAA First Round |

Georgetown, Head Coach (2004-12)

| Year | Record | Conf. | Other Information |
|---------|--------|-------|--------------------|
| 2004-05 | 12-16 | 7-9 | |
| 2005-06 | 10-17 | 3-13 | |
| 2006-07 | 13-16 | 3-13 | |
| 2007-08 | 15-14 | 5-11 | |
| 2008-09 | 20-14 | 7-9 | WNIT Quarterfinals |
| 2009-10 | 26-7 | 13-3 | NCAA Second Round |
| 2010-11 | 24-11 | 9-7 | NCAA Sweet 16 |
| 2011-12 | 23-9 | 11-5 | NCAA Second Round |

Auburn, Head Coach (2012-present)

| Year | Record | Conf. | Other Information |
|---------|--------|-------|--------------------|
| 2012-13 | 19-15 | 5-11 | WNIT Quarterfinals |
| 2013-14 | 19-15 | 7-9 | WNIT Third Round |
| 2014-15 | 13-18 | 3-13 | |
| 2015-16 | 20-13 | 8-8 | NCAA Second Round |
| 2016-17 | 17-15 | 7-9 | NCAA First Round |
| 2017-18 | 14-15 | 5-11 | |
| 2018-19 | 19-7 | 7-6 | |



Daisa ALEXANDER

#0

Junior • Guard • 5-8

Decatur, Ga.

****2018 SEC All-Defensive Team****

Southwest DeKalb HS

- Has scored in double-digits in 11 of 13 SEC games; led Auburn in 6 SEC games
- Averaging 17.0 points in SEC road games
- Hit game-winning jumper + free throw with 17 seconds left in 79-76 win at New Mexico (11/11)
- Led Tigers with 20 points on 7-12 shooting (4-5 FT) vs. Nicholls State (11/9)
- Scored 13 points and had a career-high 8 rebounds in season-opening win over Grambling (11/6)
- Led SEC in steals (2.8/game) as sophomore; named to 2018 SEC All-Defensive Team
- Averaged 14.2 points as sophomore, 2nd-best on team
- Double-digit scoring in 25 of 29 games in 2017-18
- Scored career-high 25 points on 9-14 shooting at Indiana while playing just 20 minutes off the bench (12/3); 12 points in 4th quarter

SEASON HIGHS

| | | | |
|---------------------|----|-----------------------|----------|
| Points | 22 | 4x; last vs. Alabama | 2/17/19 |
| Rebounds | 8 | vs. Grambling | 11/6/18 |
| Assists | 8 | vs. UL-Lafayette | 11/25/18 |
| Blocks | 1 | vs. Kentucky | 2/7/19 |
| Steals | 5 | at Florida | 1/6/19 |
| Field Goals | 9 | 2x; last at Tennessee | 2/14/19 |
| Field Goal Attempts | 22 | at Tennessee | 2/14/19 |
| 3-Point Field Goals | 4 | 2x; last vs. Alabama | 2/17/19 |
| 3-Point FG Attempts | 10 | at Tennessee | 2/14/19 |
| Free Throws | 4 | 2x; last vs. Alabama | 2/17/19 |
| Free Throw Attempts | 6 | vs. Mississippi State | 1/14/19 |

CAREER HIGHS

| | | | |
|---------------------|----|-----------------------|----------|
| Points | 25 | at Indiana | 12/3/17 |
| Rebounds | 8 | vs. Grambling | 11/6/18 |
| Assists | 8 | vs. UL-Lafayette | 11/25/18 |
| Blocks | 2 | at Kentucky | 2/1/18 |
| Steals | 7 | at LSU | 1/18/18 |
| Field Goals | 9 | 5x; last at Tennessee | 2/14/19 |
| Field Goal Attempts | 23 | at Tennessee | 1/4/18 |
| 3-Point Field Goals | 4 | 2x; last vs. Alabama | 2/17/19 |
| 3-Point FG Attempts | 10 | at Tennessee | 2/14/19 |
| Free Throws | 6 | vs. Xavier (La.) | 12/28/17 |
| Free Throw Attempts | 8 | vs. Xavier (La.) | 12/28/17 |

| Opponent | Start | Min. | FG-A | 3PT-A | FT-A | O-D-T | PF | Ast. | TO | Blk. | St. | Pts. |
|----------------------|-------|------|------|-------|------|-------|----|------|----|------|-----|------|
| GRAMBLING STATE | * | 35 | 6-14 | 1-6 | 0-0 | 2-6-8 | 1 | 3 | 3 | 0 | 0 | 13 |
| NICHOLLS STATE | * | 31 | 7-12 | 2-5 | 4-5 | 3-2-5 | 0 | 1 | 1 | 0 | 2 | 20 |
| at New Mexico | * | 28 | 6-16 | 0-4 | 2-4 | 1-3-4 | 4 | 0 | 2 | 0 | 3 | 14 |
| at Iowa State | * | 22 | 2-5 | 0-3 | 0-0 | 0-2-2 | 4 | 1 | 2 | 0 | 2 | 4 |
| LOUISIANA-LAFAYETTE | * | 31 | 1-8 | 1-1 | 0-0 | 0-1-1 | 3 | 8 | 6 | 0 | 3 | 3 |
| at Xavier (La.) | * | 22 | 5-9 | 3-3 | 0-0 | 3-3-6 | 2 | 5 | 1 | 0 | 3 | 13 |
| OKLAHOMA | * | 30 | 7-15 | 3-7 | 2-2 | 0-5-5 | 1 | 5 | 3 | 0 | 2 | 19 |
| at St. Joseph's | * | 34 | 5-10 | 3-5 | 3-4 | 0-2-2 | 1 | 2 | 1 | 0 | 1 | 16 |
| SAMFORD | * | 31 | 6-13 | 1-5 | 3-3 | 2-3-5 | 0 | 2 | 1 | 0 | 3 | 16 |
| vs. Coastal Carolina | * | 11 | 1-4 | 1-2 | 0-0 | 0-0-0 | 0 | 2 | 2 | 0 | 0 | 3 |
| vs. North Carolina | * | 31 | 3-12 | 0-2 | 0-0 | 1-4-5 | 2 | 1 | 4 | 0 | 4 | 6 |
| at Elon | * | 24 | 2-5 | 1-3 | 1-2 | 0-1-1 | 1 | 0 | 1 | 0 | 3 | 6 |
| ALABAMA STATE | * | 19 | 3-9 | 2-5 | 1-3 | 0-1-1 | 0 | 0 | 0 | 1 | 2 | 9 |
| TENNESSEE | * | 33 | 4-17 | 2-8 | 3-4 | 0-2-2 | 4 | 3 | 3 | 0 | 3 | 13 |
| at Florida | * | 35 | 8-15 | 3-7 | 3-5 | 0-2-2 | 2 | 0 | 2 | 0 | 5 | 22 |
| at Alabama | * | 30 | 9-13 | 3-6 | 1-1 | 0-3-3 | 2 | 2 | 1 | 0 | 4 | 22 |
| MISSISSIPPI STATE | * | 25 | 7-13 | 1-5 | 3-6 | 2-3-5 | 4 | 1 | 5 | 0 | 3 | 18 |
| at Vanderbilt | * | 30 | 5-15 | 2-6 | 2-2 | 2-1-3 | 1 | 0 | 1 | 0 | 2 | 14 |
| TEXAS A&M | * | 25 | 4-12 | 3-7 | 1-2 | 1-2-3 | 4 | 0 | 2 | 0 | 0 | 12 |
| at Missouri | * | 28 | 4-12 | 3-4 | 0-0 | 0-3-3 | 5 | 2 | 2 | 0 | 0 | 11 |
| at Ole Miss | * | 27 | 4-11 | 2-6 | 0-0 | 1-2-3 | 3 | 1 | 0 | 0 | 4 | 10 |
| GEORGIA | * | 33 | 1-11 | 0-3 | 1-2 | 0-2-2 | 2 | 1 | 2 | 0 | 4 | 3 |
| KENTUCKY | * | 13 | 0-2 | 0-1 | 2-2 | 1-1-2 | 2 | 0 | 1 | 1 | 0 | 2 |
| at Arkansas | * | 31 | 7-14 | 2-6 | 2-2 | 2-1-3 | 4 | 1 | 0 | 0 | 2 | 18 |
| at Tennessee | * | 35 | 9-22 | 4-10 | 0-0 | 0-2-2 | 3 | 3 | 1 | 0 | 4 | 22 |
| ALABAMA | * | 29 | 7-12 | 4-7 | 4-4 | 1-6-7 | 1 | 4 | 1 | 0 | 3 | 22 |
| MISSOURI | | | | | | | | | | | | |
| SOUTH CAROLINA | | | | | | | | | | | | |
| at LSU | | | | | | | | | | | | |

ALEXANDER'S CAREER STATISTICS

| Season | gp-gs | min/avg | Total | | 3-Point | | F-Throws | | Rebounds | | | | Scoring | | | | | | | |
|--------------|--------------|------------------|----------------|-------------|---------------|-------------|----------------|-------------|-----------|------------|------------|------------|------------|----------|-----------|------------|----------|------------|------------|-------------|
| | | | fg-fga | pct | fg-fga | pct | ft-fta | pct | off | def | tot | avg | pf | fo | ast | to | blk | stl | pts | avg |
| 2016-17 | 20-0 | 113/5.7 | 9-37 | .243 | 1-10 | .100 | 7-10 | .700 | 9 | 8 | 17 | 0.9 | 18 | 0 | 1 | 10 | 0 | 9 | 26 | 1.3 |
| 2017-18 | 29-11 | 746/25.7 | 157-403 | .390 | 41-122 | .336 | 57-77 | .740 | 17 | 59 | 76 | 2.6 | 73 | 0 | 39 | 79 | 3 | 80 | 412 | 14.2 |
| 2018-19 | 26-26 | 716/27.5 | 123-301 | .409 | 47-128 | .367 | 38-53 | .717 | 22 | 63 | 85 | 3.3 | 56 | 1 | 48 | 48 | 2 | 62 | 331 | 12.7 |
| TOTAL | 75-37 | 1575/21.0 | 289-741 | .390 | 89-260 | .342 | 102-140 | .729 | 48 | 130 | 178 | 2.4 | 147 | 1 | 88 | 137 | 5 | 151 | 769 | 10.3 |



Robyn BENTON

#1

Freshman • Guard • 5-9

Conyers, Ga.

Greater Atlanta Christian HS

• SEC Freshman of the Week (1/22)

- Made game-winning shot + free throw with 8.6 seconds left to finish off 20-point comeback win at Vanderbilt (1/17)
- Hit 5-of-5 3-point attempts and scored 15 points in win at Elon (12/22)
- Scored 14 points and was 4-5 on 3-pointers in win over Oklahoma (12/2)
- Shared team lead with 16 points and hit three 3-pointers in collegiate debut vs. Grambling (11/6)
- Five-star prospect, rated No. 17 overall nationally, No. 6 guard by ESPN HoopGurlz
- Atlanta Journal-Constitution first-team all-state as a junior; GHSA Class AAA Player of the Year as a junior
- Sister of former Tennessee football player Inky Johnson

SEASON/CAREER HIGHS

| | | | |
|---------------------|----|-----------------------------|----------|
| Points | 16 | vs. Grambling | 11/6/18 |
| Rebounds | 5 | at XULA | 11/28/18 |
| Assists | 3 | 2x; last at XULA | 11/28/18 |
| Blocks | 1 | 2x; last vs. Nicholls State | 11/9/18 |
| Steals | 3 | vs. Grambling | 11/6/18 |
| Field Goals | 6 | vs. Grambling | 11/6/18 |
| Field Goal Attempts | 12 | vs. Grambling | 11/6/18 |
| 3-Point Field Goals | 5 | at Elon | 12/22/18 |
| 3-Point FG Attempts | 8 | vs. Grambling | 11/6/18 |
| Free Throws | 6 | vs. Alabama | 2/17/19 |
| Free Throw Attempts | 6 | vs. Alabama | 2/17/19 |

| Opponent | Start | Min. | FG-A | 3PT-A | FT-A | O-D-T | PF | Ast. | TO | Blk. | St. | Pts. |
|----------------------|-------|------|------|-------|------|-------|----|------|----|------|-----|------|
| GRAMBLING STATE | | 24 | 6-12 | 3-8 | 1-2 | 0-1-1 | 0 | 3 | 1 | 1 | 3 | 16 |
| NICHOLLS STATE | | 18 | 4-8 | 1-3 | 0-0 | 0-1-1 | 3 | 0 | 1 | 1 | 0 | 9 |
| at New Mexico | | 18 | 1-4 | 0-1 | 0-0 | 0-1-1 | 2 | 1 | 1 | 0 | 1 | 2 |
| at Iowa State | | 19 | 1-6 | 1-5 | 0-0 | 0-0-0 | 1 | 0 | 2 | 0 | 1 | 3 |
| LOUISIANA-LAFAYETTE | | 24 | 5-7 | 2-3 | 3-4 | 1-1-2 | 2 | 1 | 0 | 0 | 2 | 15 |
| at Xavier (La.) | | 17 | 2-5 | 1-2 | 0-2 | 3-2-5 | 1 | 3 | 1 | 0 | 1 | 5 |
| OKLAHOMA | | 15 | 5-7 | 4-5 | 0-0 | 0-0-0 | 1 | 0 | 0 | 0 | 2 | 14 |
| at St. Joseph's | | 6 | 0-0 | 0-0 | 0-0 | 1-0-1 | 0 | 0 | 0 | 0 | 0 | 0 |
| SAMFORD | | 24 | 4-10 | 2-4 | 0-0 | 2-1-3 | 1 | 0 | 0 | 0 | 2 | 10 |
| vs. Coastal Carolina | | 25 | 1-9 | 1-4 | 0-0 | 1-3-4 | 0 | 2 | 1 | 0 | 0 | 5 |
| vs. North Carolina | | 11 | 1-5 | 0-1 | 0-0 | 0-0-0 | 2 | 1 | 0 | 0 | 1 | 2 |
| at Elon | | 16 | 5-5 | 5-5 | 0-0 | 0-1-1 | 3 | 2 | 0 | 0 | 2 | 15 |
| ALABAMA STATE | | 22 | 3-10 | 2-7 | 3-4 | 1-1-2 | 1 | 0 | 0 | 0 | 0 | 11 |
| TENNESSEE | | 8 | 0-3 | 0-1 | 0-0 | 0-0-0 | 0 | 0 | 1 | 0 | 0 | 0 |
| at Florida | | 4 | 0-0 | 0-0 | 0-0 | 0-0-0 | 2 | 0 | 1 | 0 | 0 | 0 |
| at Alabama | | 11 | 1-5 | 1-2 | 0-0 | 0-2-2 | 0 | 0 | 1 | 0 | 1 | 3 |
| MISSISSIPPI STATE | | 9 | 1-6 | 0-3 | 1-2 | 0-1-1 | 1 | 0 | 0 | 0 | 1 | 3 |
| at Vanderbilt | | 15 | 2-3 | 1-2 | 3-3 | 2-1-3 | 1 | 0 | 0 | 0 | 0 | 8 |
| TEXAS A&M | | 17 | 4-7 | 3-6 | 0-0 | 0-1-1 | 2 | 2 | 1 | 0 | 1 | 11 |
| at Missouri | | 6 | 0-0 | 0-0 | 0-0 | 0-1-1 | 0 | 0 | 0 | 0 | 0 | 0 |
| at Ole Miss | | 17 | 1-5 | 0-3 | 3-4 | 1-3-4 | 1 | 0 | 0 | 0 | 2 | 5 |
| GEORGIA | | 4 | 0-2 | 0-1 | 0-0 | 0-0-0 | 0 | 0 | 1 | 0 | 0 | 0 |
| KENTUCKY | | 15 | 3-5 | 1-3 | 1-2 | 0-0-0 | 2 | 0 | 0 | 0 | 1 | 8 |
| at Arkansas | | 12 | 4-8 | 2-4 | 1-2 | 1-0-1 | 1 | 0 | 1 | 0 | 0 | 11 |
| at Tennessee | | 14 | 3-5 | 1-2 | 0-0 | 0-0-0 | 2 | 1 | 1 | 0 | 2 | 7 |
| ALABAMA | | 22 | 2-5 | 1-3 | 6-6 | 1-3-4 | 1 | 2 | 1 | 1 | 2 | 11 |
| MISSOURI | | | | | | | | | | | | |
| SOUTH CAROLINA | | | | | | | | | | | | |
| at LSU | | | | | | | | | | | | |

BENTON'S CAREER STATISTICS

| Season | gp-gs | min/avg | Total | | 3-Point | | F-Throws | | Rebounds | | | | Scoring | | | | | | | |
|---------|-------|----------|--------|------|---------|------|----------|------|----------|-----|-----|-----|---------|----|-----|----|-----|-----|-----|-----|
| | | | fg-fga | pct | fg-fga | pct | ft-fta | pct | off | def | tot | avg | pf | fo | ast | to | blk | stl | pts | avg |
| 2018-19 | 26-0 | 395/15.2 | 59-142 | .415 | 32-78 | .410 | 24-33 | .727 | 13 | 22 | 35 | 1.3 | 34 | 0 | 18 | 14 | 3 | 26 | 174 | 6.7 |
| TOTAL | 26-0 | 395/15.2 | 59-142 | .415 | 32-78 | .410 | 24-33 | .727 | 13 | 22 | 35 | 1.3 | 34 | 0 | 18 | 14 | 3 | 26 | 174 | 6.7 |



Brooke MOORE

#2

Freshman • Guard • 5-7

McDonough, Ga.

Henry County HS

• SEC Freshman of the Week (12/31)

- Led Auburn with career-high 23 points, hit five 3-pointers in win over Alabama State (12/29); also made half-court shot at halftime
- Scored SEC-best 16 points, making four 3-pointers
- Scored 14 points and hit 4 3-pointers in win at Elon (12/22); helped set single-game 3-point record for 2nd time in less than a month
- Made collegiate debut at Xavier (La.); scored 3 points
- Missed first five games with injury
- Five-star prospect, No. 42 overall prospect and No. 11 guard by ESPN HoopGurlz
- Averaged 22.3 points, 4.0 assists, 3.0 steals per game as HS senior; shot 41% on 3-pointers and 81% on free throws
- Georgia Class AAAA Player of the Year as a senior; 3-time AJC Player of the Year


SEASON/CAREER HIGHS

| | | | |
|---------------------|----|--------------------------------|----------|
| Points | 23 | vs. Alabama State | 12/29/18 |
| Rebounds | 4 | vs. Coastal Carolina | 12/18/18 |
| Assists | 3 | at Elon | 12/22/18 |
| Blocks | 1 | vs. Mississippi State | 1/14/19 |
| Steals | 2 | at Missouri | 1/27/19 |
| Field Goals | 6 | 2x; last vs. Mississippi State | 1/14/19 |
| Field Goal Attempts | 15 | vs. Alabama State | 12/29/18 |
| 3-Point Field Goals | 5 | vs. Alabama State | 12/29/18 |
| 3-Point FG Attempts | 13 | vs. Alabama State | 12/29/18 |
| Free Throws | 6 | vs. Alabama State | 12/29/18 |
| Free Throw Attempts | 6 | vs. Alabama State | 12/29/18 |

| Opponent | Start | Min. | FG-A | 3PT-A | FT-A | O-D-T | PF | Ast. | TO | Blk. | St. | Pts. |
|----------------------|-------|------|------|-------|------|---------|----|------|----|------|-----|------|
| GRAMBLING STATE | | | | | | --DNP-- | | | | | | |
| NICHOLLS STATE | | | | | | --DNP-- | | | | | | |
| at New Mexico | | | | | | --DNP-- | | | | | | |
| at Iowa State | | | | | | --DNP-- | | | | | | |
| LOUISIANA-LAFAYETTE | | | | | | --DNP-- | | | | | | |
| at Xavier (La.) | 14 | | 1-9 | 1-6 | 0-0 | 0-1-1 | 0 | 1 | 0 | 0 | 0 | 3 |
| OKLAHOMA | 11 | | 2-5 | 2-5 | 0-0 | 1-0-1 | 1 | 1 | 1 | 0 | 0 | 6 |
| at St. Joseph's | 12 | | 4-9 | 2-5 | 0-0 | 0-2-2 | 0 | 0 | 0 | 0 | 0 | 10 |
| SAMFORD | | | | | | --DNP-- | | | | | | |
| vs. Coastal Carolina | 14 | | 2-6 | 1-4 | 0-0 | 1-3-4 | 0 | 2 | 1 | 0 | 0 | 5 |
| vs. North Carolina | 8 | | 2-5 | 2-4 | 0-0 | 0-0-0 | 0 | 0 | 0 | 0 | 0 | 6 |
| at Elon | 18 | | 5-11 | 4-10 | 0-0 | 0-3-3 | 2 | 3 | 2 | 0 | 1 | 14 |
| ALABAMA STATE | 23 | | 6-15 | 5-13 | 6-6 | 0-1-1 | 1 | 2 | 0 | 0 | 1 | 23 |
| TENNESSEE | 11 | | 0-4 | 0-3 | 0-0 | 0-1-1 | 0 | 0 | 0 | 0 | 0 | 0 |
| at Florida | 17 | | 2-9 | 2-7 | 0-0 | 1-1-2 | 0 | 0 | 0 | 0 | 0 | 6 |
| at Alabama | 7 | | 0-0 | 0-0 | 0-0 | 0-0-0 | 1 | 0 | 1 | 0 | 1 | 0 |
| MISSISSIPPI STATE | 17 | | 6-11 | 4-9 | 0-0 | 0-0-0 | 2 | 0 | 2 | 1 | 1 | 16 |
| at Vanderbilt | 5 | | 0-1 | 0-0 | 0-0 | 0-0-0 | 1 | 0 | 1 | 0 | 0 | 0 |
| TEXAS AGM | 8 | | 1-2 | 1-2 | 0-0 | 0-0-0 | 0 | 0 | 0 | 0 | 0 | 3 |
| at Missouri | 17 | | 3-8 | 2-5 | 2-2 | 0-0-0 | 2 | 0 | 0 | 0 | 2 | 10 |
| at Ole Miss | 17 | | 0-8 | 0-5 | 0-0 | 1-1-2 | 0 | 0 | 1 | 0 | 0 | 0 |
| GEORGIA | 15 | | 0-4 | 0-1 | 0-0 | 1-1-2 | 0 | 0 | 1 | 0 | 1 | 0 |
| KENTUCKY | 16 | | 2-8 | 1-5 | 0-0 | 0-1-1 | 0 | 0 | 0 | 0 | 2 | 5 |
| at Arkansas | 4 | | 0-2 | 0-2 | 0-0 | 0-0-0 | 1 | 0 | 0 | 0 | 0 | 0 |
| at Tennessee | | | | | | --DNP-- | | | | | | |
| ALABAMA | 18 | | 4-8 | 1-4 | 2-2 | 1-2-3 | 1 | 0 | 3 | 0 | 1 | 11 |
| MISSOURI | | | | | | | | | | | | |
| SOUTH CAROLINA | | | | | | | | | | | | |
| at LSU | | | | | | | | | | | | |

MOORE'S CAREER STATISTICS

| Season | gp-gs | min/avg | Total | | 3-Point | | F-Throws | | Rebounds | | | | Scoring | | | | | | | |
|---------|-------|----------|--------|------|---------|------|----------|-------|----------|-----|-----|-----|---------|----|-----|----|-----|-----|-----|-----|
| | | | fg-fga | pct | fg-fga | pct | ft-fta | pct | off | def | tot | avg | pf | fo | ast | to | blk | stl | pts | avg |
| 2018-19 | 19-0 | 251/13.2 | 40-125 | .320 | 28-90 | .311 | 10-10 | 1.000 | 6 | 17 | 23 | 1.2 | 12 | 0 | 9 | 13 | 1 | 10 | 118 | 6.2 |
| TOTAL | 19-0 | 251/13.2 | 40-125 | .320 | 28-90 | .311 | 10-10 | 1.000 | 6 | 17 | 23 | 1.2 | 12 | 0 | 9 | 13 | 1 | 10 | 118 | 6.2 |



Erica SANDERS

#3

Senior • Guard • 5-10

San Antonio, Texas

Johnson HS

- Made first start of season and second of career vs. Texas A&M (1/24); scored 6 points and had 3 rebounds
- Hit first career 3-pointer to beat 3rd-quarter buzzer in huge comeback win at Vanderbilt (1/17)
- Scored 6 points on 3-3 FG at Alabama (1/10)
- Had 6 rebounds, 3 steals vs. Alabama State (12/29)
- Returned to action vs. North Carolina (12/20); hit two free throws in overtime
- Missed first nine games with knee injury suffered in preseason
- Career-high 6 steals along with 6 points in win over Louisiana Tech (11/19/17)
- Scored career-high 9 points in win over Ole Miss (1/8/17)
- Hit go-ahead jumper with 50 seconds left in comeback win over Indiana (11/27/16)

SEASON HIGHS

| | | | |
|---------------------|---|------------------------|----------|
| Points | 6 | 2x; last vs. Texas A&M | 1/24/19 |
| Rebounds | 6 | vs. Alabama State | 12/29/18 |
| Assists | 3 | vs. Mississippi State | 1/14/19 |
| Blocks | 1 | vs. Mississippi State | 1/14/19 |
| Steals | 4 | vs. Georgia | 2/3/19 |
| Field Goals | 3 | 2x; last vs. Texas A&M | 1/24/19 |
| Field Goal Attempts | 4 | 2x; last vs. Texas A&M | 1/24/19 |
| 3-Point Field Goals | 1 | at Vanderbilt | 1/17/19 |
| 3-Point FG Attempts | 1 | at Vanderbilt | 1/17/19 |
| Free Throws | 2 | 2x; last vs. Georgia | 2/3/19 |
| Free Throw Attempts | 2 | 2x; last vs. Georgia | 2/3/19 |

| Opponent | Start | Min. | FG-A | 3PT-A | FT-A | O-D-T | PF | Ast. | TO | Blk. | St. | Pts. |
|----------------------|-------|------|------|-------|------|---------|----|------|----|------|-----|------|
| GRAMBLING STATE | | | | | | --DNP-- | | | | | | |
| NICHOLLS STATE | | | | | | --DNP-- | | | | | | |
| at New Mexico | | | | | | --DNP-- | | | | | | |
| at Iowa State | | | | | | --DNP-- | | | | | | |
| LOUISIANA-LAFAYETTE | | | | | | --DNP-- | | | | | | |
| at Xavier (La.) | | | | | | --DNP-- | | | | | | |
| OKLAHOMA | | | | | | --DNP-- | | | | | | |
| at St. Joseph's | | | | | | --DNP-- | | | | | | |
| SAMFORD | | | | | | --DNP-- | | | | | | |
| vs. Coastal Carolina | | | | | | --DNP-- | | | | | | |
| vs. North Carolina | | 11 | 0-0 | 0-0 | 2-2 | 1-2-3 | 4 | 0 | 1 | 0 | 0 | 2 |
| at Elon | | 3 | 0-0 | 0-0 | 0-0 | 0-0-0 | 0 | 0 | 0 | 0 | 0 | 0 |
| ALABAMA STATE | | 11 | 0-0 | 0-0 | 0-0 | 4-2-6 | 1 | 1 | 1 | 0 | 3 | 0 |
| TENNESSEE | | 14 | 0-1 | 0-0 | 0-0 | 1-1-2 | 3 | 1 | 0 | 0 | 0 | 0 |
| at Florida | | 14 | 0-1 | 0-0 | 0-0 | 0-1-1 | 1 | 0 | 0 | 0 | 1 | 0 |
| at Alabama | | 21 | 3-3 | 0-0 | 0-0 | 0-0-0 | 3 | 1 | 0 | 0 | 2 | 6 |
| MISSISSIPPI STATE | | 23 | 0-0 | 0-0 | 0-0 | 0-1-1 | 3 | 3 | 0 | 1 | 0 | 0 |
| at Vanderbilt | | 17 | 2-4 | 1-1 | 0-0 | 0-0-0 | 4 | 0 | 0 | 0 | 0 | 5 |
| TEXAS A&M | | * 29 | 3-4 | 0-0 | 0-0 | 1-3-4 | 3 | 1 | 0 | 0 | 0 | 6 |
| at Missouri | | * 26 | 0-2 | 0-0 | 0-0 | 1-2-3 | 4 | 1 | 1 | 0 | 1 | 0 |
| at Ole Miss | | 12 | 0-1 | 0-0 | 0-0 | 0-1-1 | 2 | 2 | 0 | 0 | 0 | 0 |
| GEORGIA | | 29 | 1-2 | 0-0 | 2-2 | 0-2-2 | 1 | 2 | 1 | 0 | 4 | 4 |
| KENTUCKY | | 23 | 2-3 | 0-0 | 0-0 | 0-3-3 | 2 | 2 | 0 | 0 | 1 | 4 |
| at Arkansas | | 18 | 1-2 | 0-0 | 0-0 | 1-1-2 | 4 | 0 | 2 | 0 | 0 | 2 |
| at Tennessee | | 12 | 0-3 | 0-1 | 0-0 | 0-2-2 | 2 | 1 | 0 | 0 | 1 | 0 |
| ALABAMA | | 5 | 0-1 | 0-0 | 0-0 | 1-1-2 | 2 | 0 | 1 | 0 | 1 | 0 |
| MISSOURI | | | | | | | | | | | | |
| SOUTH CAROLINA | | | | | | | | | | | | |
| at LSU | | | | | | | | | | | | |

CAREER HIGHS

| | | | |
|---------------------|----|--------------------------------|----------|
| Points | 9 | vs. Ole Miss | 1/8/17 |
| Rebounds | 7 | at Arkansas | 2/26/17 |
| Assists | 5 | vs. Tennessee | 1/19/17 |
| Blocks | 1 | 4x; last vs. Mississippi State | 1/14/19 |
| Steals | 6 | vs. Louisiana Tech | 11/19/17 |
| Field Goals | 4 | 5x; last vs. ULM | 11/29/17 |
| Field Goal Attempts | 11 | vs. Missouri | 2/21/16 |
| 3-Point Field Goals | 1 | at Vanderbilt | 1/17/19 |
| 3-Point FG Attempts | 1 | 10x; last at Vanderbilt | 1/17/19 |
| Free Throws | 4 | vs. St. John's | 3/18/16 |
| Free Throw Attempts | 4 | 3x; last at Virginia Tech | 11/13/17 |

SANDERS' CAREER STATISTICS

| Season | gp-gs | min/avg | Total | | 3-Point | | F-Throws | | Rebounds | | | | Scoring | | | | | | | |
|---------|-------|-----------|--------|------|---------|------|----------|-------|----------|-----|-----|-----|---------|----|-----|----|-----|-----|-----|-----|
| | | | fg-fga | pct | fg-fga | pct | ft-fta | pct | off | def | tot | avg | pf | fo | ast | to | blk | stl | pts | avg |
| 2015-16 | 33-0 | 569/17.2 | 40-103 | .388 | 0-7 | .000 | 15-20 | .750 | 39 | 46 | 85 | 2.6 | 88 | 2 | 30 | 33 | 0 | 33 | 95 | 2.9 |
| 2016-17 | 29-1 | 566/19.5 | 28-78 | .359 | 0-1 | .000 | 9-12 | .750 | 45 | 45 | 90 | 3.1 | 78 | 3 | 35 | 21 | 5 | 42 | 65 | 2.2 |
| 2017-18 | 20-0 | 307/15.4 | 14-33 | .424 | 0-1 | .000 | 4-6 | .667 | 12 | 12 | 24 | 1.2 | 38 | 0 | 8 | 22 | 0 | 31 | 32 | 1.6 |
| 2018-19 | 16-2 | 268/16.8 | 12-27 | .444 | 1-2 | .500 | 4-4 | 1.000 | 10 | 22 | 32 | 2.0 | 39 | 0 | 15 | 7 | 1 | 14 | 29 | 1.8 |
| TOTAL | 98-3 | 1710/17.4 | 94-241 | .390 | 1-11 | .091 | 32-42 | .762 | 106 | 125 | 231 | 2.4 | 243 | 5 | 88 | 83 | 6 | 120 | 221 | 2.3 |



Abigayle JACKSON

#4

Sophomore • Forward • 6-3

Little Rock, Ark.

Little Rock Central HS

- Matched season-high of 6 points on 3-3 shooting at XULA (11/28)
- Had 4 points, 5 rebounds in season-opener vs. Grambling (11/6)
- Played in 28 of 29 games as a freshman; started final 12 games of season
- Averaged 2.0 points, 1.7 rebounds as freshman; led team with 22 blocks (0.8/game)
- Made first collegiate start at LSU (1/18), had 4 points, 4 rebounds and 3 steals in 19 minutes of action
- Career-high 13 points, 3 steals at Texas A&M (2/4); played career-high 26 minutes
- Ranked as No. 1 player in state of Arkansas in class of 2017

SEASON HIGHS

| | | | |
|---------------------|---|----------------------|----------|
| Points | 6 | 3x; last at Elon | 12/22/18 |
| Rebounds | 6 | vs. Nicholls State | 11/9/18 |
| Assists | 1 | 4x; last vs. Samford | 12/16/18 |
| Blocks | 3 | vs. UL-Lafayette | 11/25/18 |
| Steals | 2 | at XULA | 11/28/18 |
| Field Goals | 3 | 2x; last at Elon | 12/22/18 |
| Field Goal Attempts | 5 | vs. Alabama State | 12/29/18 |
| 3-Point Field Goals | 1 | vs. UL-Lafayette | 11/25/18 |
| 3-Point FG Attempts | 2 | vs. UL-Lafayette | 11/25/18 |
| Free Throws | 2 | vs. Nicholls State | 11/9/18 |
| Free Throw Attempts | 2 | vs. Nicholls State | 11/9/18 |

| Opponent | Start | Min. | FG-A | 3PT-A | FT-A | O-D-T | PF | Ast. | TO | Blk. | St. | Pts. |
|----------------------|-------|------|------|-------|------|---------|----|------|----|------|-----|------|
| GRAMBLING STATE | | 10 | 2-2 | 0-0 | 0-0 | 3-2-5 | 2 | 1 | 0 | 1 | 0 | 4 |
| NICHOLLS STATE | | 16 | 2-3 | 0-0 | 2-2 | 4-2-6 | 1 | 1 | 3 | 0 | 0 | 6 |
| at New Mexico | | 4 | 1-1 | 0-0 | 0-0 | 0-0-0 | 3 | 0 | 0 | 0 | 0 | 2 |
| at Iowa State | | 4 | 1-3 | 0-1 | 0-0 | 0-1-1 | 2 | 0 | 0 | 0 | 0 | 2 |
| LOUISIANA-LAFAYETTE | | 14 | 2-4 | 1-2 | 0-0 | 0-4-4 | 2 | 1 | 0 | 3 | 0 | 5 |
| at Xavier (La.) | | 9 | 3-3 | 0-0 | 0-0 | 1-0-1 | 0 | 0 | 1 | 2 | 2 | 6 |
| OKLAHOMA | | 9 | 0-1 | 0-0 | 0-0 | 1-3-4 | 2 | 0 | 0 | 0 | 0 | 0 |
| at St. Joseph's | | 5 | 0-1 | 0-0 | 0-0 | 1-1-2 | 2 | 0 | 0 | 0 | 0 | 0 |
| SAMFORD | | 8 | 0-2 | 0-0 | 0-0 | 0-1-1 | 1 | 1 | 0 | 0 | 0 | 0 |
| vs. Coastal Carolina | | 9 | 1-1 | 0-0 | 1-1 | 1-1-2 | 5 | 0 | 1 | 0 | 0 | 3 |
| vs. North Carolina | | 2 | 0-1 | 0-0 | 0-0 | 0-0-0 | 2 | 0 | 1 | 0 | 0 | 0 |
| at Elon | | 13 | 3-4 | 0-0 | 0-0 | 0-1-1 | 4 | 0 | 1 | 1 | 0 | 6 |
| ALABAMA STATE | | 13 | 2-5 | 0-0 | 1-1 | 1-2-3 | 4 | 0 | 0 | 2 | 1 | 5 |
| TENNESSEE | | 4 | 0-1 | 0-0 | 0-0 | 0-1-1 | 0 | 0 | 1 | 1 | 0 | 0 |
| at Florida | | 4 | 0-1 | 0-0 | 0-0 | 0-0-0 | 3 | 0 | 1 | 0 | 0 | 0 |
| at Alabama | | 7 | 1-1 | 0-0 | 1-1 | 0-0-0 | 1 | 0 | 2 | 1 | 1 | 3 |
| MISSISSIPPI STATE | | 14 | 0-0 | 0-0 | 0-0 | 0-0-0 | 2 | 0 | 2 | 0 | 1 | 0 |
| at Vanderbilt | | 3 | 0-0 | 0-0 | 0-0 | 0-0-0 | 1 | 0 | 0 | 0 | 0 | 0 |
| TEXAS A&M | | 7 | 0-0 | 0-0 | 0-0 | 0-0-0 | 2 | 0 | 0 | 0 | 1 | 0 |
| at Missouri | | | | | | --DNP-- | | | | | | |
| at Ole Miss | | 1 | 0-0 | 0-0 | 0-0 | 0-0-0 | 0 | 0 | 0 | 0 | 0 | 0 |
| GEORGIA | | | | | | --DNP-- | | | | | | |
| KENTUCKY | | | | | | --DNP-- | | | | | | |
| at Arkansas | | 8 | 1-3 | 0-0 | 0-0 | 1-2-3 | 1 | 0 | 1 | 1 | 0 | 2 |
| at Tennessee | | 9 | 1-1 | 0-0 | 0-0 | 0-1-1 | 5 | 0 | 2 | 1 | 0 | 2 |
| ALABAMA | | 15 | 2-3 | 0-1 | 0-0 | 1-1-2 | 4 | 0 | 0 | 1 | 1 | 4 |
| MISSOURI | | | | | | | | | | | | |
| SOUTH CAROLINA | | | | | | | | | | | | |
| at LSU | | | | | | | | | | | | |

CAREER HIGHS

| | | | |
|---------------------|----|-----------------------------|----------|
| Points | 13 | at Texas A&M | 2/4/18 |
| Rebounds | 7 | vs. ULM | 11/29/17 |
| Assists | 1 | 3x; last vs. Nicholls State | 11/9/18 |
| Blocks | 3 | 3x; last vs. UL-Lafayette | 11/25/18 |
| Steals | 3 | 2x; last at Texas A&M | 2/4/18 |
| Field Goals | 5 | 2x; last at Texas A&M | 2/4/18 |
| Field Goal Attempts | 11 | at Texas A&M | 2/4/18 |
| 3-Point Field Goals | 1 | 3x; last vs. UL-Lafayette | 11/25/18 |
| 3-Point FG Attempts | 5 | vs. Vanderbilt | 2/12/18 |
| Free Throws | 3 | at Texas A&M | 2/4/18 |
| Free Throw Attempts | 5 | at Texas A&M | 2/4/18 |

JACKSON'S CAREER STATISTICS

| Season | gp-gs | min/avg | Total | | 3-Point | | F-Throws | | Rebounds | | | | Scoring | | | | | | | |
|---------|-------|---------|--------|------|---------|------|----------|-------|----------|-----|-----|-----|---------|----|-----|----|-----|-----|-----|-----|
| | | | fg-fga | pct | fg-fga | pct | ft-fa | pct | off | def | tot | avg | pf | fo | ast | to | blk | stl | pts | avg |
| 2017-18 | 28-11 | 270/9.6 | 23-59 | .390 | 3-24 | .125 | 8-15 | .533 | 14 | 34 | 48 | 1.7 | 47 | 1 | 1 | 16 | 22 | 10 | 57 | 2.0 |
| 2018-19 | 23-0 | 188/8.2 | 22-41 | .537 | 1-4 | .250 | 5-5 | 1.000 | 14 | 23 | 37 | 1.6 | 49 | 2 | 4 | 16 | 14 | 7 | 50 | 2.2 |
| TOTAL | 51-11 | 458/9.0 | 45-100 | .450 | 4-28 | .143 | 13-20 | .650 | 28 | 57 | 85 | 1.7 | 96 | 3 | 5 | 32 | 36 | 17 | 107 | 2.1 |



Emari JONES

#5

Senior • Guard • 6-2

Chicago, Ill.

Shawnee CC / Wheaton North HS

• Out for season after suffering knee injury vs. Alabama State (12/29)

- Scored 16 points and hit four 3-pointers in back-to-back games vs. XULA (11/28) and Oklahoma (12/2)
- Career-high 10 rebounds vs. UL-Lafayette (11/25)
- Played career-high 39 minutes at Iowa State, scored 15 points and matched career-high with 4 3-pointers (11/13)
- Played in all 29 games as a junior, starting 16; averaged 5.0 points, 3.2 rebounds in 22.8 minutes
- Tied for second on the team with 29 3-pointers as a junior; shot 29.6% (29-98)
- Career-high 18 points on 6-11 shooting (4-6 3FG) vs. Florida (12/31); matched previous career high (11) by halftime
- Transferred to Auburn from Shawnee CC in Ullin, Ill.; led Shawnee to 30-3 record and conference title as a freshman in 2015-16
- Scored 746 total points as JUCO freshman, which led the nation; scoring average was third nationally

SEASON HIGHS

| | | | |
|---------------------|----|-------------------------------|----------|
| Points | 16 | 3x; last vs. Coastal Carolina | 12/18/18 |
| Rebounds | 10 | vs. UL-Lafayette | 11/25/18 |
| Assists | 3 | 3x; last at Iowa State | 11/13/18 |
| Blocks | 1 | 3x; last vs. North Carolina | 12/20/18 |
| Steals | 3 | vs. Coastal Carolina | 12/18/18 |
| Field Goals | 6 | 3x; last vs. Oklahoma | 12/2/18 |
| Field Goal Attempts | 15 | vs. Nicholls State | 11/9/18 |
| 3-Point Field Goals | 4 | 4x; last vs. Coastal Carolina | 12/18/18 |
| 3-Point FG Attempts | 11 | vs. Coastal Carolina | 12/18/18 |
| Free Throws | 3 | at Iowa State | 11/13/18 |
| Free Throw Attempts | 4 | at Iowa State | 11/13/18 |

| Opponent | Start | Min. | FG-A | 3PT-A | FT-A | O-D-T | PF | Ast. | TO | Blk. | St. | Pts. |
|----------------------|-------|------|------|-------|------|---------|----|------|----|------|-----|------|
| GRAMBLING STATE | * | 28 | 5-13 | 3-9 | 0-0 | 3-5-8 | 1 | 3 | 3 | 0 | 2 | 13 |
| NICHOLLS STATE | * | 31 | 6-15 | 1-5 | 2-2 | 3-5-8 | 1 | 3 | 2 | 1 | 2 | 15 |
| at New Mexico | * | 24 | 2-10 | 1-8 | 0-0 | 1-1-2 | 2 | 2 | 6 | 0 | 1 | 5 |
| at Iowa State | * | 39 | 4-9 | 4-8 | 3-4 | 3-4-7 | 4 | 3 | 2 | 0 | 1 | 15 |
| LOUISIANA-LAFAYETTE | * | 37 | 3-9 | 1-4 | 1-1 | 5-5-10 | 3 | 2 | 3 | 0 | 1 | 8 |
| at Xavier (La.) | * | 31 | 6-12 | 4-6 | 0-0 | 1-3-4 | 3 | 2 | 2 | 1 | 1 | 16 |
| OKLAHOMA | * | 35 | 6-11 | 4-9 | 0-0 | 0-3-3 | 2 | 1 | 2 | 0 | 2 | 16 |
| at St. Joseph's | * | 33 | 2-4 | 0-0 | 0-1 | 1-2-3 | 0 | 1 | 0 | 0 | 0 | 4 |
| SAMFORD | * | 29 | 2-5 | 2-3 | 2-2 | 0-2-2 | 3 | 0 | 3 | 0 | 1 | 8 |
| vs. Coastal Carolina | * | 37 | 5-13 | 4-11 | 2-2 | 4-2-6 | 2 | 0 | 0 | 0 | 3 | 16 |
| vs. North Carolina | * | 38 | 3-12 | 1-8 | 0-0 | 3-0-3 | 0 | 1 | 2 | 1 | 2 | 7 |
| at Elon | * | 22 | 2-4 | 1-2 | 0-0 | 2-1-3 | 2 | 2 | 1 | 0 | 1 | 5 |
| ALABAMA STATE | * | 2 | 0-1 | 0-1 | 0-0 | 1-0-1 | 0 | 0 | 1 | 0 | 0 | 0 |
| TENNESSEE | | | | | | --DNP-- | | | | | | |
| at Florida | | | | | | --DNP-- | | | | | | |
| at Alabama | | | | | | --DNP-- | | | | | | |
| MISSISSIPPI STATE | | | | | | --DNP-- | | | | | | |
| at Vanderbilt | | | | | | --DNP-- | | | | | | |
| TEXAS A&M | | | | | | --DNP-- | | | | | | |
| at Missouri | | | | | | --DNP-- | | | | | | |
| at Ole Miss | | | | | | --DNP-- | | | | | | |
| GEORGIA | | | | | | --DNP-- | | | | | | |
| KENTUCKY | | | | | | --DNP-- | | | | | | |
| at Arkansas | | | | | | --DNP-- | | | | | | |
| at Tennessee | | | | | | --DNP-- | | | | | | |
| ALABAMA | | | | | | --DNP-- | | | | | | |
| MISSOURI | | | | | | --DNP-- | | | | | | |
| SOUTH CAROLINA | | | | | | --DNP-- | | | | | | |
| at LSU | | | | | | --DNP-- | | | | | | |

CAREER HIGHS

| | | | |
|---------------------|----|-------------------------------|----------|
| Points | 18 | vs. Florida | 12/31/17 |
| Rebounds | 10 | vs. UL-Lafayette | 11/25/18 |
| Assists | 4 | at Ole Miss | 2/16/17 |
| Blocks | 2 | at LSU | 1/18/18 |
| Steals | 3 | 4x; last vs. Coastal Carolina | 12/18/18 |
| Field Goals | 6 | 4x; last vs. Oklahoma | 12/2/18 |
| Field Goal Attempts | 15 | vs. Nicholls State | 11/9/18 |
| 3-Point Field Goals | 4 | 5x; last vs. Coastal Carolina | 12/18/18 |
| 3-Point FG Attempts | 11 | vs. Coastal Carolina | 12/18/18 |
| Free Throws | 4 | vs. Alabama | 1/28/18 |
| Free Throw Attempts | 5 | at Missouri | 1/26/17 |

JONES' CAREER STATISTICS (at Auburn)

| Season | gp-gs | | min/avg | | Total | | 3-Point | | F-Throws | | Rebounds | | | | Scoring | | | | | | | | | | |
|--------------|-----------|-----------|-------------|-------------|------------|------------|-------------|-----------|------------|-------------|-----------|-----------|-------------|-----------|------------|------------|------------|------------|----------|-----------|-----------|----------|-----------|------------|------------|
| | gp | gs | min | avg | fg | fga | pct | fg | fga | ft | fta | pct | off | def | tot | avg | pf | fo | ast | to | blk | stl | pts | avg | |
| 2016-17 | 31 | 0 | 278 | 9.0 | 25 | 76 | .329 | 11 | 42 | .262 | 23 | 30 | .767 | 16 | 24 | 40 | 1.3 | 28 | 0 | 13 | 18 | 2 | 12 | 84 | 2.7 |
| 2017-18 | 29 | 16 | 660 | 22.8 | 49 | 146 | .336 | 29 | 98 | .296 | 19 | 24 | .792 | 41 | 52 | 93 | 3.2 | 75 | 4 | 16 | 39 | 2 | 32 | 146 | 5.0 |
| 2018-19 | 13 | 13 | 384 | 29.5 | 46 | 118 | .390 | 26 | 74 | .351 | 10 | 12 | .833 | 26 | 33 | 59 | 4.5 | 23 | 0 | 20 | 27 | 3 | 17 | 128 | 9.8 |
| TOTAL | 73 | 29 | 1322 | 18.1 | 120 | 340 | .353 | 66 | 214 | .308 | 52 | 66 | .788 | 83 | 109 | 192 | 2.6 | 126 | 4 | 49 | 84 | 7 | 61 | 358 | 4.9 |



Kiyae' WHITE

#10

Redshirt Freshman • Forward • 6-2

Macungie, Pa.

Emmaus HS

- Career-high 5 rebounds vs. Alabama (2/17)
- Scored 4 points at St. Joseph's, including a steal and fast-break basket to cap a 9-0 Auburn run in 4th quarter (12/6)
- Season-high 5 points in 12 minutes vs. Samford; also matched season-high with 4 rebounds (12/12)
- Made first collegiate appearance vs. Grambling (11/6); had 3 points, 4 rebounds in 12 minutes of action
- Redshirted 2017-18 season due to injury
- Ranked as No. 20 forward nationally out of high school
- Three brothers all played football at West Virginia; brother, Kevin White, plays for Chicago Bears

SEASON/CAREER HIGHS

| | | |
|---------------------|---------------------------------|----------|
| Points | 5 vs. Samford | 12/16/18 |
| Rebounds | 5 vs. Alabama | 2/17/19 |
| Assists | 2 4x; last at Ole Miss | 1/31/19 |
| Blocks | 1 at Ole Miss | 1/31/19 |
| Steals | 1 2x; last vs. Coastal Carolina | 12/18/18 |
| Field Goals | 2 4x; last vs. Alabama | 2/17/19 |
| Field Goal Attempts | 4 vs. Alabama State | 12/29/18 |
| 3-Point Field Goals | | |
| 3-Point FG Attempts | | |
| Free Throws | 2 vs. Alabama State | 12/29/18 |
| Free Throw Attempts | 3 vs. Alabama State | 12/29/18 |

| Opponent | Start | Min. | FG-A | 3PT-A | FT-A | O-D-T | PF | Ast. | TO | Blk. | St. | Pts. |
|----------------------|-------|------|------|-------|------|---------|----|------|----|------|-----|------|
| GRAMBLING STATE | | 12 | 1-2 | 0-0 | 1-2 | 2-2-4 | 1 | 2 | 1 | 0 | 0 | 3 |
| NICHOLLS STATE | | 11 | 1-3 | 0-0 | 0-0 | 0-0-0 | 1 | 2 | 1 | 0 | 0 | 2 |
| at New Mexico | | 1 | 0-1 | 0-0 | 0-0 | 1-0-1 | 0 | 0 | 0 | 0 | 0 | 0 |
| at Iowa State | | 2 | 0-0 | 0-0 | 0-0 | 0-0-0 | 0 | 0 | 0 | 0 | 0 | 0 |
| LOUISIANA-LAFAYETTE | | 6 | 0-1 | 0-0 | 0-0 | 0-0-0 | 0 | 0 | 1 | 0 | 0 | 0 |
| at Xavier (La.) | | 14 | 0-3 | 0-0 | 0-0 | 2-1-3 | 2 | 2 | 1 | 0 | 0 | 0 |
| OKLAHOMA | | 3 | 1-2 | 0-0 | 0-0 | 1-0-1 | 1 | 0 | 0 | 0 | 0 | 2 |
| at St. Joseph's | | 10 | 2-3 | 0-0 | 0-0 | 2-2-4 | 2 | 0 | 0 | 0 | 1 | 4 |
| SAMFORD | | 12 | 2-3 | 0-0 | 1-1 | 2-2-4 | 1 | 0 | 0 | 0 | 0 | 5 |
| vs. Coastal Carolina | | 3 | 1-2 | 0-0 | 0-0 | 0-0-0 | 1 | 0 | 0 | 0 | 1 | 2 |
| vs. North Carolina | | | | | | --DNP-- | | | | | | |
| at Elon | | 8 | 0-1 | 0-0 | 0-0 | 1-2-3 | 2 | 0 | 1 | 0 | 0 | 0 |
| ALABAMA STATE | | 11 | 1-4 | 0-0 | 2-3 | 3-1-4 | 2 | 0 | 0 | 0 | 0 | 4 |
| TENNESSEE | | | | | | --DNP-- | | | | | | |
| at Florida | | 1 | 0-0 | 0-0 | 0-0 | 0-0-0 | 2 | 0 | 0 | 0 | 0 | 0 |
| at Alabama | | 1 | 0-0 | 0-0 | 0-0 | 0-0-0 | 0 | 0 | 0 | 0 | 0 | 0 |
| MISSISSIPPI STATE | | 12 | 0-0 | 0-0 | 0-0 | 0-1-1 | 2 | 0 | 1 | 0 | 0 | 0 |
| at Vanderbilt | | 0+ | 0-0 | 0-0 | 0-0 | 0-0-0 | 0 | 0 | 0 | 0 | 0 | 0 |
| TEXAS A&M | | | | | | --DNP-- | | | | | | |
| at Missouri | | 8 | 1-1 | 0-0 | 1-2 | 1-1-2 | 1 | 0 | 0 | 0 | 0 | 3 |
| at Ole Miss | | 8 | 2-3 | 0-0 | 0-0 | 1-1-2 | 0 | 2 | 0 | 1 | 0 | 4 |
| GEORGIA | | 2 | 0-0 | 0-0 | 0-0 | 0-0-0 | 0 | 0 | 0 | 0 | 0 | 0 |
| KENTUCKY | | 4 | 0-1 | 0-0 | 0-0 | 2-1-3 | 0 | 0 | 1 | 0 | 0 | 0 |
| at Arkansas | | 6 | 0-0 | 0-0 | 0-0 | 0-0-0 | 0 | 0 | 1 | 0 | 0 | 0 |
| at Tennessee | | 4 | 0-0 | 0-0 | 0-0 | 0-1-1 | 0 | 0 | 1 | 0 | 0 | 0 |
| ALABAMA | | 16 | 2-3 | 0-0 | 0-0 | 2-3-5 | 0 | 0 | 1 | 0 | 0 | 4 |
| MISSOURI | | | | | | | | | | | | |
| SOUTH CAROLINA | | | | | | | | | | | | |
| at LSU | | | | | | | | | | | | |

WHITE'S CAREER STATISTICS

| Season | gp-gs | min/avg | Total | | 3-Point | | F-Throws | | Rebounds | | | | Scoring | | | | | | | |
|---------|-------|---------|--------|------|---------|------|----------|------|----------|-----|-----|-----|---------|----|-----|----|-----|-----|-----|-----|
| | | | fg-fga | pct | fg-fga | pct | ft-fta | pct | off | def | tot | avg | pf | fo | ast | to | blk | stl | pts | avg |
| 2018-19 | 23-0 | 156/6.8 | 14-33 | .424 | 0-0 | .000 | 5-8 | .625 | 20 | 18 | 38 | 1.7 | 19 | 0 | 8 | 10 | 1 | 2 | 33 | 1.4 |
| TOTAL | 23-0 | 156/6.8 | 14-33 | .424 | 0-0 | .000 | 5-8 | .625 | 20 | 18 | 38 | 1.7 | 19 | 0 | 8 | 10 | 1 | 2 | 33 | 1.4 |



Unique THOMPSON

#20

Sophomore • Forward • 6-3

Theodore, Ala.

****2018 SEC All-Freshman Team****

Faith Academy

• 2018-19 Preseason All-SEC; 2018 SEC All-Freshman Team

- Has 9 double-doubles this season, 16 in her career (8th all-time at Auburn)
- Season-high 21 points along with 18 rebounds while playing career-high 43 minutes in OT win over North Carolina (12/20)
- Career-high 19 rebounds with 19 points for second double-double of season at New Mexico (11/9)
- Started 27 games as a freshman; was Auburn's third-leading scorer with 11.5 points/game
- Led Auburn and all SEC freshmen with 8.4 rebounds/game; seventh-best among all SEC players
- Had 7 double-doubles as freshman, tying DeWanna Bonner for the Auburn freshman record
- Her 29 points at UL-Lafayette were 2nd most ever by Auburn freshman, most since Becky Jackson had 38 in 1980
- Became first Auburn freshman since Katie Frerking in 2013 to earn start in first collegiate game; had 9 points and season-high 16 rebounds at VT

SEASON HIGHS

| | | | |
|---------------------|----|----------------------|----------|
| Points | 21 | vs. North Carolina | 12/20/18 |
| Rebounds | 19 | at New Mexico | 11/11/18 |
| Assists | 4 | at St. Joseph's | 12/6/18 |
| Blocks | 3 | vs. Alabama State | 12/29/18 |
| Steals | 4 | 3x; last vs. Georgia | 2/3/19 |
| Field Goals | 10 | vs. North Carolina | 12/20/18 |
| Field Goal Attempts | 18 | vs. North Carolina | 12/20/18 |
| 3-Point Field Goals | | | |
| 3-Point FG Attempts | | | |
| Free Throws | 10 | at Ole Miss | 1/31/19 |
| Free Throw Attempts | 12 | at Ole Miss | 1/31/19 |

| Opponent | Start | Min. | FG-A | 3PT-A | FT-A | O-D-T | PF | Ast. | TO | Blk. | St. | Pts. |
|----------------------|-------|------|-------|-------|-------|---------|----|------|----|------|-----|------|
| GRAMBLING STATE | * | 27 | 5-8 | 0-0 | 4-6 | 3-10-13 | 4 | 1 | 2 | 2 | 1 | 14 |
| NICHOLLS STATE | * | 24 | 3-7 | 0-0 | 0-0 | 1-9-10 | 4 | 1 | 3 | 2 | 4 | 6 |
| at New Mexico | * | 35 | 7-13 | 0-0 | 5-7 | 8-11-19 | 1 | 0 | 4 | 1 | 1 | 19 |
| at Iowa State | * | 36 | 7-11 | 0-0 | 5-9 | 4-10-14 | 3 | 2 | 2 | 2 | 1 | 19 |
| LOUISIANA-LAFAYETTE | * | 31 | 7-12 | 0-0 | 2-5 | 3-10-13 | 3 | 0 | 4 | 1 | 4 | 16 |
| at Xavier (La.) | * | 24 | 6-10 | 0-0 | 3-4 | 3-5-8 | 2 | 0 | 1 | 1 | 3 | 15 |
| OKLAHOMA | * | 30 | 4-7 | 0-0 | 6-8 | 5-12-17 | 1 | 3 | 3 | 0 | 1 | 14 |
| at St. Joseph's | * | 34 | 5-10 | 0-0 | 2-4 | 2-4-6 | 2 | 4 | 2 | 0 | 2 | 12 |
| SAMFORD | * | 23 | 2-7 | 0-0 | 1-2 | 0-6-6 | 0 | 0 | 1 | 1 | 3 | 5 |
| vs. Coastal Carolina | * | 21 | 5-7 | 0-0 | 1-3 | 7-0-7 | 5 | 0 | 1 | 0 | 0 | 11 |
| vs. North Carolina | * | 43 | 10-18 | 0-0 | 1-3 | 11-7-18 | 2 | 1 | 1 | 1 | 3 | 21 |
| at Elon | * | 25 | 6-7 | 0-0 | 2-2 | 3-3-6 | 1 | 2 | 3 | 0 | 0 | 14 |
| ALABAMA STATE | * | 20 | 2-3 | 0-0 | 2-2 | 4-4-8 | 2 | 2 | 1 | 3 | 3 | 6 |
| TENNESSEE | * | 36 | 8-15 | 0-0 | 3-4 | 7-5-12 | 2 | 2 | 1 | 1 | 2 | 19 |
| at Florida | * | 31 | 4-6 | 0-0 | 0-0 | 3-6-9 | 2 | 1 | 5 | 0 | 2 | 8 |
| at Alabama | * | 34 | 6-7 | 0-0 | 0-4 | 3-6-9 | 1 | 1 | 3 | 0 | 1 | 12 |
| MISSISSIPPI STATE | * | 22 | 0-0 | 0-0 | 2-2 | 1-3-4 | 4 | 0 | 3 | 0 | 0 | 2 |
| at Vanderbilt | * | 36 | 8-13 | 0-0 | 0-3 | 5-8-13 | 3 | 0 | 1 | 1 | 2 | 16 |
| TEXAS A&M | * | 33 | 4-7 | 0-0 | 0-0 | 4-6-10 | 2 | 0 | 3 | 0 | 2 | 8 |
| at Missouri | * | 32 | 3-7 | 0-0 | 0-2 | 3-4-7 | 1 | 2 | 0 | 0 | 1 | 6 |
| at Ole Miss | * | 31 | 5-8 | 0-0 | 10-12 | 2-10-12 | 2 | 2 | 0 | 1 | 2 | 20 |
| GEORGIA | * | 43 | 6-10 | 0-0 | 2-5 | 5-4-9 | 3 | 0 | 2 | 1 | 4 | 14 |
| KENTUCKY | * | 36 | 7-11 | 0-0 | 6-10 | 2-4-6 | 3 | 0 | 5 | 0 | 1 | 20 |
| at Arkansas | * | 34 | 4-12 | 0-0 | 5-6 | 4-8-12 | 1 | 3 | 3 | 1 | 2 | 13 |
| at Tennessee | * | 36 | 6-10 | 0-0 | 0-2 | 6-7-13 | 2 | 1 | 1 | 1 | 0 | 12 |
| ALABAMA | * | 24 | 3-5 | 0-0 | 1-2 | 4-2-6 | 3 | 1 | 3 | 0 | 3 | 7 |
| MISSOURI | | | | | | | | | | | | |
| SOUTH CAROLINA | | | | | | | | | | | | |
| at LSU | | | | | | | | | | | | |

CAREER HIGHS

| | | | |
|---------------------|----|------------------------|----------|
| Points | 29 | at Louisiana-Lafayette | 12/8/17 |
| Rebounds | 19 | at New Mexico | 11/11/18 |
| Assists | 4 | at St. Joseph's | 12/6/18 |
| Blocks | 6 | vs. Louisiana Tech | 11/19/17 |
| Steals | 4 | 3x; last vs. Georgia | 2/3/19 |
| Field Goals | 11 | 2x; last vs. Texas A&M | 1/7/18 |
| Field Goal Attempts | 18 | vs. North Carolina | 12/20/18 |
| 3-Point Field Goals | | | |
| 3-Point FG Attempts | | | |
| Free Throws | 10 | at Ole Miss | 1/31/19 |
| Free Throw Attempts | 12 | at Ole Miss | 1/31/19 |

THOMPSON'S CAREER STATISTICS

| Season | gp-gs | min/avg | Total | | 3-Point | | F-Throws | | Rebounds | | | | Scoring | | | | | | | |
|---------|-------|-----------|---------|------|---------|------|----------|------|----------|-----|-----|------|---------|----|-----|-----|-----|-----|-----|------|
| | | | fg-fga | pct | fg-fga | pct | ft-fga | pct | off | def | tot | avg | pf | fo | ast | to | blk | stl | pts | avg |
| 2017-18 | 27-26 | 811/30.0 | 131-271 | .483 | 0-0 | .000 | 49-87 | .563 | 112 | 115 | 227 | 8.4 | 63 | 0 | 28 | 66 | 21 | 32 | 311 | 11.5 |
| 2018-19 | 26-26 | 800/30.8 | 133-231 | .576 | 0-0 | .000 | 63-107 | .589 | 103 | 164 | 267 | 10.3 | 59 | 1 | 29 | 58 | 20 | 48 | 329 | 12.7 |
| TOTAL | 53-52 | 1611/30.4 | 264-502 | .526 | 0-0 | .000 | 112-194 | .577 | 215 | 279 | 494 | 9.3 | 122 | 1 | 57 | 124 | 41 | 80 | 640 | 12.1 |



Crystal PRIMM

#23

Redshirt Junior • Guard • 5-11

West Palm Beach, Fla.

Oxbridge Academy / Duke

- Hit game-tying layup to force OT, then made 4 straight FTs in OT to clinch 59-58 win over Georgia; also had career-high 9 rebounds (2/3)
- Led Auburn with 17 points and career-high 7 rebounds in win at Elon (12/22)
- Career-high 18 points on 9-12 shooting in OT win over North Carolina (12/20)
- 14 points, 6 rebounds, 8-10 FTs - all in second half - vs. Coastal Carolina (12/18)
- Career-high 5 steals along with 8 points, 4 rebounds, 4 assists vs. Nicholls State (11/9)
- Scored 15 points in 22 minutes in Auburn debut vs. Grambling (11/6)
- Enrolled at Auburn in summer of 2017; redshirted 2017-18 season after transferring from Duke
- Played in 33 games off the bench as sophomore at Duke; averaged 2.5 points, 1.6 rebounds
- Started 14 games as freshman, averaging 4.6 points, 2.6 rebounds; career-high 15 points at Kentucky

SEASON HIGHS

| | | | |
|---------------------|----|-----------------------|----------|
| Points | 18 | vs. North Carolina | 12/20/18 |
| Rebounds | 9 | vs. Georgia | 2/3/19 |
| Assists | 5 | vs. Kentucky | 2/7/19 |
| Blocks | 1 | 5x; last at Missouri | 1/27/19 |
| Steals | 7 | vs. Mississippi State | 1/14/19 |
| Field Goals | 9 | vs. North Carolina | 12/20/18 |
| Field Goal Attempts | 17 | vs. Georgia | 2/3/19 |
| 3-Point Field Goals | | | |
| 3-Point FG Attempts | 1 | 5x; last vs. Alabama | 1/10/19 |
| Free Throws | 8 | vs. Coastal Carolina | 12/18/18 |
| Free Throw Attempts | 10 | vs. Coastal Carolina | 12/18/18 |

| Opponent | Start | Min. | FG-A | 3PT-A | FT-A | O-D-T | PF | Ast. | TO | Blk. | St. | Pts. |
|----------------------|-------|------|------|-------|------|-------|----|------|----|------|-----|------|
| GRAMBLING STATE | * | 22 | 6-8 | 0-1 | 3-3 | 4-0-4 | 5 | 0 | 4 | 0 | 0 | 15 |
| NICHOLLS STATE | * | 27 | 4-9 | 0-1 | 0-0 | 2-2-4 | 2 | 4 | 3 | 0 | 5 | 8 |
| at New Mexico | * | 32 | 3-7 | 0-0 | 4-4 | 2-4-6 | 2 | 1 | 1 | 0 | 1 | 10 |
| at Iowa State | * | 34 | 3-7 | 0-1 | 1-2 | 0-1-1 | 2 | 0 | 2 | 1 | 0 | 7 |
| LOUISIANA-LAFAYETTE | * | 24 | 4-8 | 0-1 | 1-1 | 0-2-2 | 4 | 1 | 3 | 0 | 2 | 9 |
| at Xavier (La.) | * | 24 | 0-1 | 0-0 | 4-6 | 1-1-2 | 3 | 1 | 1 | 0 | 1 | 4 |
| OKLAHOMA | * | 26 | 6-11 | 0-0 | 2-3 | 2-1-3 | 4 | 1 | 2 | 1 | 3 | 14 |
| at St. Joseph's | * | 27 | 5-6 | 0-0 | 4-4 | 1-3-4 | 0 | 2 | 2 | 0 | 1 | 14 |
| SAMFORD | * | 20 | 3-8 | 0-0 | 3-4 | 1-1-2 | 1 | 2 | 3 | 1 | 2 | 9 |
| vs. Coastal Carolina | * | 25 | 3-8 | 0-0 | 8-10 | 2-4-6 | 3 | 1 | 3 | 0 | 2 | 14 |
| vs. North Carolina | * | 30 | 9-12 | 0-0 | 0-0 | 4-2-6 | 2 | 0 | 4 | 1 | 4 | 18 |
| at Elon | * | 26 | 7-10 | 0-0 | 3-3 | 5-2-7 | 2 | 2 | 1 | 0 | 2 | 17 |
| ALABAMA STATE | * | 24 | 3-4 | 0-0 | 6-8 | 2-2-4 | 1 | 2 | 1 | 0 | 3 | 12 |
| TENNESSEE | * | 31 | 6-10 | 0-0 | 4-6 | 3-2-5 | 4 | 2 | 2 | 0 | 1 | 16 |
| at Florida | * | 33 | 3-8 | 0-0 | 3-4 | 1-6-7 | 4 | 0 | 3 | 0 | 0 | 9 |
| at Alabama | * | 30 | 5-9 | 0-1 | 0-0 | 0-3-3 | 3 | 4 | 5 | 0 | 1 | 10 |
| MISSISSIPPI STATE | * | 33 | 6-15 | 0-0 | 2-7 | 1-0-1 | 2 | 1 | 2 | 0 | 7 | 14 |
| at Vanderbilt | * | 38 | 3-6 | 0-0 | 2-3 | 3-1-4 | 3 | 4 | 2 | 0 | 4 | 8 |
| TEXAS A&M | * | 32 | 3-12 | 0-0 | 4-5 | 2-2-4 | 4 | 1 | 3 | 0 | 4 | 10 |
| at Missouri | * | 31 | 6-10 | 0-0 | 0-2 | 1-3-4 | 3 | 1 | 2 | 1 | 2 | 12 |
| at Ole Miss | * | 20 | 4-12 | 0-0 | 3-4 | 4-2-6 | 4 | 1 | 4 | 0 | 2 | 11 |
| GEORGIA | * | 38 | 4-17 | 0-0 | 5-6 | 4-5-9 | 2 | 0 | 5 | 0 | 0 | 13 |
| KENTUCKY | * | 35 | 3-7 | 0-0 | 5-7 | 0-2-2 | 4 | 5 | 3 | 0 | 6 | 11 |
| at Arkansas | * | 23 | 4-5 | 0-0 | 1-1 | 0-1-1 | 5 | 2 | 2 | 0 | 0 | 9 |
| at Tennessee | * | 25 | 2-9 | 0-0 | 0-0 | 3-1-4 | 1 | 2 | 3 | 0 | 0 | 4 |
| ALABAMA | * | 22 | 1-8 | 0-0 | 3-4 | 2-0-2 | 4 | 1 | 2 | 0 | 0 | 5 |
| MISSOURI | | | | | | | | | | | | |
| SOUTH CAROLINA | | | | | | | | | | | | |
| at LSU | | | | | | | | | | | | |

CAREER HIGHS (incl. 2 years @ Duke)

| | | | |
|---------------------|----|-----------------------|----------|
| Points | 18 | vs. North Carolina | 12/20/18 |
| Rebounds | 9 | vs. Georgia | 2/3/19 |
| Assists | 5 | vs. Kentucky | 2/7/19 |
| Blocks | 1 | 3x; last vs. Samford | 12/16/18 |
| Steals | 7 | vs. Mississippi State | 1/14/19 |
| Field Goals | 9 | vs. North Carolina | 12/20/18 |
| Field Goal Attempts | 17 | vs. Georgia | 2/3/19 |
| 3-Point Field Goals | | | |
| 3-Point FG Attempts | 1 | 6x; last vs. Alabama | 1/10/19 |
| Free Throws | 8 | vs. Coastal Carolina | 12/18/18 |
| Free Throw Attempts | 10 | vs. Coastal Carolina | 12/18/18 |

PRIMM'S CAREER STATISTICS (at Auburn)

| Season | gp-gs | min/avg | Total | | 3-Point | | F-Throws | | Rebounds | | | | Scoring | | | | | | | |
|---------|-------|----------|---------|------|---------|------|----------|------|----------|-----|-----|-----|---------|----|-----|----|-----|-----|-----|------|
| | | | fg-fga | pct | fg-fga | pct | ft-fta | pct | off | def | tot | avg | pf | fo | ast | to | blk | stl | pts | avg |
| 2018-19 | 26-26 | 727/28.0 | 106-227 | .467 | 0-5 | .000 | 71-97 | .732 | 50 | 53 | 103 | 4.0 | 74 | 2 | 41 | 68 | 5 | 53 | 283 | 10.9 |
| TOTAL | 26-26 | 727/28.0 | 106-227 | .467 | 0-5 | .000 | 71-97 | .732 | 50 | 53 | 103 | 4.0 | 74 | 2 | 41 | 68 | 5 | 53 | 283 | 10.9 |



Erin HOWARD

#24

Freshman • Guard/Forward • 6-1

Madison, Wis.

Madison East HS

- Career-best 8 rebounds, 3 blocks in win at Arkansas (2/10)
- Returned to starting lineup at Ole Miss; had 8 points, 5 rebounds, 3 steals in career-high 37 minutes (1/31)
- Had career-high 5 assists, 3 steals in win at Alabama (1/10)
- Made first collegiate start vs. Tennessee (1/3); scored career-high 11 points in 33 minutes
- Career-high 7 rebounds; hit record-setting 14th Auburn 3-pointer in win at Elon (12/22)
- Had steal-and-score at end of 1st half vs. Oklahoma to give Auburn 14-point halftime lead; finished with 4 points, 4 rebounds, 3 assists (12/2)
- Hit first two career 3-pointers, including buzzer-beater at end of 3rd quarter, in win over New Mexico (11/11); finished with 8 points
- Averaged 17.4 points, 11.1 rebounds, 3.9 assists as high school senior
- First Auburn women's basketball player from state of Wisconsin


SEASON HIGHS

| | | | |
|---------------------|----|----------------------|----------|
| Points | 11 | vs. Tennessee | 1/3/19 |
| Rebounds | 8 | at Arkansas | 2/10/19 |
| Assists | 5 | at Alabama | 1/10/19 |
| Blocks | 3 | at Arkansas | 2/10/19 |
| Steals | 3 | 3x; last vs. Georgia | 2/3/19 |
| Field Goals | 4 | vs. Tennessee | 1/3/19 |
| Field Goal Attempts | 13 | vs. Alabama State | 12/29/18 |
| 3-Point Field Goals | 3 | vs. Tennessee | 1/3/19 |
| 3-Point FG Attempts | 9 | vs. Alabama State | 12/29/18 |
| Free Throws | 2 | 2x; last vs. Alabama | 2/17/19 |
| Free Throw Attempts | 2 | 3x; last vs. Alabama | 2/17/19 |

| Opponent | Start | Min. | FG-A | 3PT-A | FT-A | O-D-T | PF | Ast. | TO | Blk. | St. | Pts. |
|----------------------|-------|------|------|-------|------|---------|----|------|----|------|-----|------|
| GRAMBLING STATE | | 11 | 1-4 | 0-2 | 0-0 | 2-1-3 | 1 | 1 | 0 | 0 | 2 | 2 |
| NICHOLLS STATE | | 11 | 0-2 | 0-2 | 0-0 | 0-2-2 | 1 | 0 | 0 | 1 | 2 | 0 |
| at New Mexico | | 20 | 2-4 | 2-3 | 2-2 | 0-1-1 | 2 | 1 | 1 | 1 | 0 | 8 |
| at Iowa State | | 8 | 0-1 | 0-1 | 0-0 | 0-0-0 | 2 | 1 | 1 | 0 | 0 | 0 |
| LOUISIANA-LAFAYETTE | | | | | | --DNP-- | | | | | | |
| at Xavier (La.) | | 12 | 2-6 | 1-5 | 0-0 | 0-0-0 | 2 | 1 | 1 | 1 | 0 | 5 |
| OKLAHOMA | | 11 | 2-4 | 0-1 | 0-0 | 2-2-4 | 1 | 3 | 0 | 0 | 1 | 4 |
| at St. Joseph's | | 10 | 0-1 | 0-0 | 0-0 | 0-0-0 | 1 | 0 | 1 | 0 | 0 | 0 |
| SAMFORD | | 12 | 0-3 | 0-2 | 0-0 | 0-0-0 | 0 | 1 | 1 | 1 | 0 | 0 |
| vs. Coastal Carolina | | 14 | 2-4 | 0-2 | 0-0 | 1-3-4 | 2 | 0 | 0 | 0 | 0 | 4 |
| vs. North Carolina | | 14 | 1-2 | 1-2 | 0-0 | 0-1-1 | 0 | 0 | 0 | 0 | 2 | 3 |
| at Elon | | 18 | 2-5 | 2-4 | 0-0 | 2-5-7 | 2 | 3 | 1 | 2 | 0 | 6 |
| ALABAMA STATE | | 29 | 2-13 | 1-9 | 0-0 | 2-5-7 | 3 | 2 | 1 | 2 | 2 | 5 |
| TENNESSEE | * | 33 | 4-8 | 3-7 | 0-0 | 3-1-4 | 3 | 0 | 0 | 0 | 1 | 11 |
| at Florida | * | 31 | 1-3 | 1-3 | 0-0 | 0-5-5 | 1 | 2 | 0 | 1 | 0 | 3 |
| at Alabama | * | 30 | 1-7 | 0-4 | 0-0 | 1-1-2 | 2 | 5 | 0 | 1 | 3 | 2 |
| MISSISSIPPI STATE | * | 15 | 0-0 | 0-0 | 0-0 | 0-0-0 | 2 | 0 | 0 | 0 | 0 | 0 |
| at Vanderbilt | * | 19 | 1-7 | 0-4 | 0-0 | 2-1-3 | 1 | 0 | 2 | 0 | 0 | 2 |
| TEXAS A&M | | 15 | 0-2 | 0-1 | 0-0 | 0-3-3 | 0 | 2 | 0 | 0 | 1 | 0 |
| at Missouri | | 15 | 0-2 | 0-1 | 0-0 | 1-0-1 | 1 | 0 | 0 | 0 | 1 | 0 |
| at Ole Miss | * | 37 | 3-5 | 1-3 | 1-2 | 2-3-5 | 3 | 2 | 1 | 0 | 3 | 8 |
| GEORGIA | * | 22 | 3-3 | 1-1 | 0-0 | 2-2-4 | 1 | 0 | 1 | 0 | 3 | 7 |
| KENTUCKY | * | 20 | 2-3 | 0-0 | 0-0 | 2-2-4 | 3 | 1 | 3 | 0 | 0 | 4 |
| at Arkansas | * | 30 | 3-9 | 1-5 | 0-0 | 2-6-8 | 0 | 3 | 1 | 3 | 2 | 7 |
| at Tennessee | * | 31 | 1-4 | 1-3 | 0-0 | 0-2-2 | 3 | 2 | 2 | 0 | 0 | 3 |
| ALABAMA | * | 24 | 0-5 | 0-2 | 2-2 | 1-4-5 | 4 | 1 | 0 | 0 | 0 | 2 |
| MISSOURI | | | | | | | | | | | | |
| SOUTH CAROLINA | | | | | | | | | | | | |
| at LSU | | | | | | | | | | | | |

HOWARD'S CAREER STATISTICS

| Season | gp-gs | min/avg | Total | | 3-Point | | F-Throws | | | Rebounds | | | | Scoring | | | | | | |
|---------|-------|----------|--------|------|---------|------|----------|------|-----|----------|-----|-----|----|---------|-----|----|-----|-----|-----|-----|
| | | | fg-fga | pct | fg-fga | pct | ft-fa | pct | off | def | tot | avg | pf | fo | ast | to | blk | stl | pts | avg |
| 2018-19 | 25-11 | 499/20.0 | 33-107 | .308 | 15-67 | .224 | 5-6 | .833 | 25 | 50 | 75 | 3.0 | 41 | 0 | 31 | 17 | 13 | 23 | 86 | 3.4 |
| TOTAL | 25-11 | 499/20.0 | 33-107 | .308 | 15-67 | .224 | 5-6 | .833 | 25 | 50 | 75 | 3.0 | 41 | 0 | 31 | 17 | 13 | 23 | 86 | 3.4 |



Janiah McKAY

#33

Senior • Guard • 5-6

Gainesville, Fla.

Gainesville HS

• 2018 Preseason All-SEC Second Team

- Season-high 23 points at Missouri (1/27)
- 16 points, 6 rebounds, 6 assist, 3 steals at Florida in front of hometown fans for the last time (1/6)
- Three straight 20-point games: 21 at St. Joseph's, 20 vs. Samford, 21 vs. Coastal Carolina; Auburn's leading scorer in each game
- Scored 21 points along with 4 steals and 4 assists at St. Joseph's; was 7-of-8 at FT line in 4th quarter to clinch win (12/6)
- Named to Preseason WNIT All-Tournament Team; averaged 15.6 points, 5.3 assists in the tournament
- Recorded second career double-double with 16 points, 10 assists in season-opener vs. Grambling (11/6)
- Scored 25+ points in three straight games in '18 (TAMU, SC, Arkansas), first Auburn player since DeWanna Bonner (2009) to accomplish that feat
- Matched career-high with 29 points along with 5 assists and 5 steals in win over Louisiana Tech (11/19); also had 29 vs. UT and Alabama in 2016-17

SEASON HIGHS

| | | | |
|---------------------|----|------------------------|----------|
| Points | 23 | at Missouri | 1/27/19 |
| Rebounds | 5 | 2x; last at Iowa State | 11/13/18 |
| Assists | 10 | vs. Grambling | 11/6/18 |
| Blocks | 2 | vs. Grambling | 11/6/18 |
| Steals | 5 | vs. Georgia | 2/3/19 |
| Field Goals | 9 | 2x; last at Missouri | 1/27/19 |
| Field Goal Attempts | 20 | at Missouri | 1/27/19 |
| 3-Point Field Goals | 3 | at Iowa State | 11/13/18 |
| 3-Point FG Attempts | 5 | 2x; last at Vanderbilt | 1/17/19 |
| Free Throws | 10 | vs. North Carolina | 12/20/18 |
| Free Throw Attempts | 13 | vs. North Carolina | 12/20/18 |

| Opponent | Start | Min. | FG-A | 3PT-A | FT-A | O-D-T | PF | Ast. | TO | Blk. | St. | Pts. |
|----------------------|-------|------|------|-------|-------|-------|----|------|----|------|-----|------|
| GRAMBLING STATE | * | 28 | 6-8 | 2-2 | 2-2 | 0-2-2 | 3 | 10 | 1 | 2 | 3 | 16 |
| NICHOLLS STATE | * | 31 | 5-12 | 0-2 | 4-4 | 0-3-3 | 4 | 7 | 2 | 0 | 3 | 14 |
| at New Mexico | * | 39 | 6-12 | 1-1 | 6-8 | 1-4-5 | 2 | 6 | 2 | 0 | 3 | 19 |
| at Iowa State | * | 36 | 5-14 | 3-5 | 1-2 | 0-5-5 | 4 | 3 | 4 | 0 | 1 | 14 |
| LOUISIANA-LAFAYETTE | * | 34 | 4-10 | 1-3 | 4-4 | 1-1-2 | 3 | 6 | 5 | 0 | 3 | 13 |
| at Xavier (La.) | * | 27 | 4-7 | 0-2 | 1-3 | 0-0-0 | 0 | 7 | 4 | 0 | 2 | 9 |
| OKLAHOMA | * | 29 | 3-11 | 0-2 | 0-0 | 1-0-1 | 4 | 1 | 1 | 0 | 1 | 6 |
| at St. Joseph's | * | 28 | 6-10 | 0-2 | 9-10 | 0-1-1 | 1 | 4 | 4 | 0 | 4 | 21 |
| SAMFORD | * | 26 | 6-12 | 1-2 | 7-8 | 1-3-4 | 0 | 4 | 2 | 0 | 4 | 20 |
| vs. Coastal Carolina | * | 33 | 7-13 | 0-4 | 7-9 | 0-2-2 | 1 | 4 | 5 | 0 | 1 | 21 |
| vs. North Carolina | * | 37 | 5-18 | 1-4 | 10-13 | 1-3-4 | 3 | 4 | 2 | 0 | 4 | 21 |
| at Elon | * | 24 | 6-8 | 1-2 | 0-0 | 1-2-3 | 1 | 4 | 1 | 0 | 1 | 13 |
| ALABAMA STATE | * | 18 | 0-6 | 0-0 | 7-7 | 0-1-1 | 2 | 3 | 0 | 0 | 2 | 7 |
| TENNESSEE | * | 30 | 2-11 | 1-3 | 5-6 | 1-0-1 | 2 | 2 | 3 | 0 | 2 | 10 |
| at Florida | * | 30 | 6-11 | 0-1 | 4-5 | 1-5-6 | 2 | 6 | 3 | 0 | 3 | 16 |
| at Alabama | * | 32 | 3-7 | 0-1 | 2-2 | 0-5-5 | 2 | 3 | 4 | 0 | 2 | 8 |
| MISSISSIPPI STATE | * | 30 | 3-14 | 0-3 | 0-1 | 1-2-3 | 3 | 3 | 1 | 0 | 2 | 6 |
| at Vanderbilt | * | 37 | 9-18 | 1-5 | 0-0 | 0-0-0 | 3 | 6 | 2 | 0 | 4 | 19 |
| TEXAS A&M | * | 34 | 6-16 | 1-4 | 4-4 | 1-0-1 | 3 | 3 | 3 | 0 | 2 | 17 |
| at Missouri | * | 36 | 9-20 | 1-2 | 4-8 | 1-2-3 | 3 | 1 | 1 | 0 | 1 | 23 |
| at Ole Miss | * | 29 | 2-7 | 1-3 | 1-2 | 1-1-2 | 3 | 6 | 2 | 0 | 1 | 6 |
| GEORGIA | * | 39 | 5-17 | 0-4 | 8-10 | 0-1-1 | 2 | 1 | 4 | 0 | 5 | 18 |
| KENTUCKY | * | 38 | 3-12 | 0-2 | 8-8 | 1-1-2 | 0 | 3 | 2 | 0 | 3 | 14 |
| at Arkansas | * | 34 | 4-6 | 0-0 | 5-6 | 0-3-3 | 5 | 6 | 0 | 0 | 1 | 13 |
| at Tennessee | * | 34 | 5-11 | 0-3 | 2-3 | 0-1-1 | 1 | 1 | 2 | 0 | 1 | 12 |
| ALABAMA | * | 23 | 4-8 | 2-2 | 1-2 | 1-4-5 | 2 | 6 | 2 | 0 | 0 | 11 |
| MISSOURI | | | | | | | | | | | | |
| SOUTH CAROLINA | | | | | | | | | | | | |
| at LSU | | | | | | | | | | | | |

CAREER HIGHS

| | | | |
|---------------------|----|-------------------------------|----------|
| Points | 29 | 3x; last vs. Louisiana Tech | 11/19/17 |
| Rebounds | 8 | vs. North Carolina A&T | 11/16/17 |
| Assists | 13 | vs. Ole Miss | 1/8/17 |
| Blocks | 2 | vs. Grambling | 11/6/18 |
| Steals | 6 | 2x; last vs. Xavier (La.) | 12/28/17 |
| Field Goals | 11 | 4x; last at Mississippi State | 2/22/18 |
| Field Goal Attempts | 25 | vs. Alabama | 2/20/17 |
| 3-Point Field Goals | 5 | at Towson | 12/20/15 |
| 3-Point FG Attempts | 9 | at Towson | 12/20/15 |
| Free Throws | 12 | vs. Arkansas | 1/14/18 |
| Free Throw Attempts | 14 | 2x; last vs. Arkansas | 1/14/18 |

McKAY'S CAREER STATISTICS

| Season | gp-gs | min/avg | Total | | 3-Point | | F-Throws | | Rebounds | | | | Scoring | | | | | | | |
|--------------|----------------|------------------|-----------------|-------------|---------------|-------------|----------------|-------------|-----------|------------|------------|------------|------------|----------|------------|------------|----------|------------|-------------|-------------|
| | | | fg-fga | pct | fg-fga | pct | ft-fga | pct | off | def | tot | avg | pf | fo | ast | to | blk | stl | pts | avg |
| 2015-16 | 33-19 | 894/27.1 | 104-285 | .365 | 28-100 | .280 | 69-101 | .683 | 17 | 48 | 65 | 2.0 | 72 | 1 | 76 | 119 | 4 | 43 | 305 | 9.2 |
| 2016-17 | 32-32 | 906/28.3 | 145-397 | .365 | 14-63 | .222 | 110-148 | .743 | 11 | 50 | 61 | 1.9 | 63 | 1 | 109 | 73 | 0 | 43 | 414 | 12.9 |
| 2017-18 | 29-28 | 936/32.3 | 168-419 | .401 | 14-57 | .246 | 130-157 | .828 | 14 | 87 | 101 | 3.5 | 62 | 2 | 129 | 96 | 1 | 68 | 480 | 16.6 |
| 2018-19 | 26-26 | 817/31.4 | 124-299 | .415 | 17-64 | .266 | 102-127 | .803 | 14 | 52 | 66 | 2.5 | 59 | 1 | 110 | 62 | 2 | 59 | 367 | 14.1 |
| TOTAL | 120-105 | 3553/29.6 | 541-1400 | .386 | 73-284 | .257 | 411-533 | .771 | 56 | 237 | 293 | 2.4 | 256 | 5 | 424 | 350 | 7 | 213 | 1566 | 13.1 |



Natalie KELLY

#35

Freshman • Forward • 6-3

Albany, La.

Albany HS

- Played 3 minutes in collegiate debut vs. Grambling; had 1 point, 1 rebound (11/6)
- Made first SEC appearance at Missouri (1/27)
- Ranked as No. 38 post player in nation, according to ESPN HoopGuriz
- Averaged 17.1 points, 12.1 rebounds, 3.3 steals as high school senior
- Set school record for single-season rebounds with 379 as a junior

SEASON/CAREER HIGHS

| | | | |
|---------------------|---|----------------------------|----------|
| Points | 2 | vs. UL-Lafayette | 11/25/18 |
| Rebounds | 3 | 2x; last vs. Alabama State | 12/29/18 |
| Assists | | | |
| Blocks | 1 | 2x; last vs. Alabama State | 12/29/18 |
| Steals | 1 | 2x; last vs. Alabama | 2/17/19 |
| Field Goals | 1 | vs. UL-Lafayette | 11/25/18 |
| Field Goal Attempts | 2 | vs. UL-Lafayette | 11/25/18 |
| 3-Point Field Goals | | | |
| 3-Point FG Attempts | | | |
| Free Throws | 1 | 3x; last vs. Alabama State | 12/29/18 |
| Free Throw Attempts | 2 | 4x; last vs. Alabama State | 12/29/18 |

| Opponent | Start | Min. | FG-A | 3PT-A | FT-A | 0-D-T | PF | Ast. | TO | Blk. | St. | Pts. |
|----------------------|-------|------|------|-------|------|---------|----|------|----|------|-----|------|
| GRAMBLING STATE | | 3 | 0-0 | 0-0 | 1-2 | 1-0-1 | 0 | 0 | 3 | 0 | 0 | 1 |
| NICHOLLS STATE | | | | | | --DNP-- | | | | | | |
| at New Mexico | | | | | | --DNP-- | | | | | | |
| at Iowa State | | | | | | --DNP-- | | | | | | |
| LOUISIANA-LAFAYETTE | 4 | | 1-2 | 0-0 | 0-2 | 0-0-0 | 0 | 0 | 0 | 1 | 0 | 2 |
| at Xavier (La.) | 7 | | 0-1 | 0-0 | 1-2 | 0-0-0 | 1 | 0 | 1 | 0 | 1 | 1 |
| OKLAHOMA | 1 | | 0-0 | 0-0 | 0-0 | 0-0-0 | 0 | 0 | 0 | 0 | 0 | 0 |
| at St. Joseph's | 1 | | 0-0 | 0-0 | 0-0 | 0-0-0 | 0 | 0 | 0 | 0 | 0 | 0 |
| SAMFORD | 10 | | 0-1 | 0-0 | 0-0 | 1-2-3 | 1 | 0 | 1 | 0 | 0 | 0 |
| vs. Coastal Carolina | 8 | | 0-0 | 0-0 | 0-0 | 0-1-1 | 0 | 0 | 2 | 0 | 0 | 0 |
| vs. North Carolina | | | | | | --DNP-- | | | | | | |
| at Elon | 3 | | 0-0 | 0-0 | 0-0 | 0-0-0 | 0 | 0 | 0 | 0 | 0 | 0 |
| ALABAMA STATE | 8 | | 0-0 | 0-0 | 1-2 | 3-0-3 | 1 | 0 | 1 | 1 | 0 | 1 |
| TENNESSEE | | | | | | --DNP-- | | | | | | |
| at Florida | | | | | | --DNP-- | | | | | | |
| at Alabama | | | | | | --DNP-- | | | | | | |
| MISSISSIPPI STATE | | | | | | --DNP-- | | | | | | |
| at Vanderbilt | | | | | | --DNP-- | | | | | | |
| TEXAS A&M | | | | | | --DNP-- | | | | | | |
| at Missouri | 1 | | 0-0 | 0-0 | 0-0 | 0-0-0 | 0 | 0 | 0 | 0 | 0 | 0 |
| at Ole Miss | 1 | | 0-0 | 0-0 | 0-0 | 0-0-0 | 1 | 0 | 0 | 0 | 0 | 0 |
| GEORGIA | | | | | | --DNP-- | | | | | | |
| KENTUCKY | | | | | | --DNP-- | | | | | | |
| at Arkansas | | | | | | --DNP-- | | | | | | |
| at Tennessee | | | | | | --DNP-- | | | | | | |
| ALABAMA | 2 | | 0-1 | 0-0 | 0-0 | 0-1-1 | 0 | 0 | 0 | 0 | 1 | 0 |
| MISSOURI | | | | | | | | | | | | |
| SOUTH CAROLINA | | | | | | | | | | | | |
| at LSU | | | | | | | | | | | | |

KELLY'S CAREER STATISTICS

| Season | gp-gs | min/avg | Total | | 3-Point | | F-Throws | | Rebounds | | | | Scoring | | | | | | | |
|---------|-------|---------|--------|------|---------|------|----------|------|----------|-----|-----|-----|---------|----|-----|----|-----|-----|-----|-----|
| | | | fg-fga | pct | fg-fga | pct | ft-fta | pct | off | def | tot | avg | pf | fo | ast | to | blk | stl | pts | avg |
| 2018-19 | 12-0 | 49/4.1 | 1-5 | .200 | 0-0 | .000 | 3-8 | .375 | 6 | 4 | 10 | 0.8 | 4 | 0 | 0 | 8 | 2 | 2 | 5 | 0.4 |
| TOTAL | 12-0 | 49/4.1 | 1-5 | .200 | 0-0 | .000 | 3-8 | .375 | 6 | 4 | 10 | 0.8 | 4 | 0 | 0 | 8 | 2 | 2 | 5 | 0.4 |

Game 10: Dec. 18, 2018
Auburn 84, Coastal Carolina 78
Myrtle Beach Convention Center
Myrtle Beach, S.C.
Carolinas Challenge

Official Basketball Box Score -- Game Totals -- Final Statistics
Auburn vs Coastal Carolina
12/18/18 6:15 p.m. at Myrtle Beach (SC) Convention Center
Auburn 84 • 9-1
Player stats for Auburn: Daisa Alexander, Emari Jones, Unique Thompson, Crystal Primm, Jannah McKay, Robyn Benton, Brooke Moore, Abigayle Jackson, Kyrae White, Erin Howard, Natalie Kelly.

Game 11: Dec. 20, 2018
Auburn 86, North Carolina 81 (OT)
Myrtle Beach Convention Center
Myrtle Beach, S.C.
Carolinas Challenge

Official Basketball Box Score -- Game Totals -- Final Statistics
Auburn vs North Carolina
12/20/18 6:30 p.m. at Myrtle Beach (SC) Convention Center
Auburn 86 • 10-1
Player stats for Auburn: Daisa Alexander, Emari Jones, Unique Thompson, Crystal Primm, Jannah McKay, Robyn Benton, Brooke Moore, Erica Sanders, Abigayle Jackson, Erin Howard.

Game 12: Dec. 22, 2018
Auburn 96, Elon 44
Schar Center
Elon, N.C.

Official Basketball Box Score -- Game Totals -- Final Statistics
Auburn vs Elon
12/22/18 2 p.m. at Elon, N.C.
Auburn 96 • 11-1
Player stats for Auburn: Unique Thompson, Daisa Alexander, Emari Jones, Crystal Primm, Jannah McKay, Robyn Benton, Brooke Moore, Erica Sanders, Abigayle Jackson, Kyrae White, Erin Howard, Natalie Kelly.

Coastal Carolina 78 • 7-2
Player stats for Coastal Carolina: BLANDING, Breelyn, CASH, Torrie, CAMP, Jasee, ROCH, Caitlin, HAMILTON, Naheria, VISIONE, Mery, DAVIS, Tiarra, WEST, Kaylin, WILLIAMS, DJ, BLOUNT, Aja, WILLIAMS, Jamie, DAVIS, Aise.

North Carolina 81 • 8-5
Player stats for North Carolina: BENNETT, Shayla, KOENEN, Taylor, JONES, Jocelyn, WATTS, Stephanie, BAILEY, Janelle, CHURCH, Leah, KEA, Paris, MURRAY, Jaelynn.

Elon 44 • 5-6
Player stats for Elon: Popovic, Anna, Maxglin, Emily, Perpigman, Brie, Colon, Ariel, Mercer, Lexi, Kuyell, Saadia, Liles, Kayla, Tasman, Duru, Powell, Jaylin, Nance, Ariana, Traore, Tyja, Ryan, Micaela.

Officials: Roy Gulbeyan, Meadow Overstreet, Erael Silva
Technical fouls: Auburn-None, Coastal Carolina-None.
Attendance: 2018 CAROLINAS CHALLENGE
Score by periods: 1st 2nd 3rd 4th OT Total
Auburn 17 21 24 22 84
Coastal Carolina 16 23 22 17 78

Officials: Eric Brewton, Bruce Morris and Erica Camarota
Technical fouls: Auburn-None, North Carolina-None.
Attendance: 2018 CAROLINAS CHALLENGE
Score by periods: 1st 2nd 3rd 4th OT Total
Auburn 18 16 13 22 17 86
North Carolina 22 18 17 23 12 81

Officials: Tiarra Cruse, Mark Besch, Jeffrey Smith
Technical fouls: Auburn-None, Elon-None.
Attendance: 368
Score by periods: 1st 2nd 3rd 4th Total
Auburn 26 25 18 27 96
Elon 11 8 16 9 44

MYRTLE BEACH, S.C. -- The Auburn women's basketball team overcame foul trouble and a hot-shooting Coastal Carolina team to earn an 84-78 win Tuesday night in the Carolinas Challenge at the Myrtle Beach Convention Center.

The Tigers (9-1) extended their winning streak to six games, but it was not without anxious moments as Auburn lost two post players to fouls in the fourth quarter and had to overcome the Chanticleers (7-2), who hovered near 50-percent shooting most of the night and had two players score 25-plus.

Jannah McKay led Auburn for the third straight game with 21 points, scoring 15 in the first half and salting the game away in the fourth quarter at the free-throw line. Emari Jones had 16 points, knocking down four 3-pointers, and Crystal Primm had a 14-point night, all coming in the second half.

The Tigers trailed at the half for the first time this season as CCU took a 39-38 lead to the break. The lead changed hands 10 times in a first half that saw Auburn attempt 17 3-pointers while Coastal drove to the basket, drew fouls, and made a living at the free-throw line (13-of-16). McKay and Jones combined for 26 of Auburn's 38 points in the half while Thompson, Primm, Jackson and Benton dealt with foul trouble.

The lead changed hands seven more times in the second half with Coastal extending its lead to as many as seven points at 46-39 with 7:51 to play in the third quarter. But the Tigers kept chipping away, and a steal and fast-break layup by Emari Jones just before the buzzer gave Auburn a 62-61 lead after three periods.

Coastal hit a 3-pointer to move back ahead with 8:00 to play, but a layup from Primm and a pair of free throws from Robyn Benton gave the Tigers a 66-64 lead; Auburn would never trail again. With both teams in the bonus and multiple players dealing with foul trouble - Auburn had two players foul out, and Coastal had five players with four fouls when the game ended - free throws were at a premium. Auburn made 10-of-13 attempts in the final period while Coastal was just 4-of-8.

MYRTLE BEACH, S.C. -- Jannah McKay and Unique Thompson both scored 21 points, and the Auburn women's basketball team fought back from a late deficit to earn an 86-81 overtime victory over North Carolina Thursday night in the Carolinas Challenge.

Trailing for most of the fourth quarter, Auburn hit their final four shots of the half and forced the extra period when McKay found Robyn Benton for a layup with 10 seconds to play to tie the score at 69-69. The Tigers (10-1) never trailed in overtime, getting nine points and a huge late steal from McKay to win their seventh in a row.

Auburn led by as many as 11 points in the third quarter, but the Tar Heels (8-5) chipped away, including a 7-0 run to end the quarter, to bring the deficit down to one point headed to the fourth. UNC took its first lead of the half with 5:26 to play on a 3-pointer to make it 56-54.

Auburn never led again in regulation, but after a missed UNC free throw led to Benton's layup with 10 seconds left, the Tigers never trailed in overtime. UNC threatened late, hitting a pair of 3-pointers in the final minute, but McKay sank five free throws over the final 44 seconds to salt away the win.

Thompson had 18 rebounds to go along with her 21 points, picking up her sixth double-double of the season. Crystal Primm - the Duke transfer playing against her former team's archrival - scored a career-high 18 points on 9-of-12 shooting while adding six rebounds and four steals.

Senior Erica Sanders also scored her first two points of the season on a pair of free throws in overtime. She missed the first nine games with an injury but made her presence felt on the defensive end in this game with three rebounds in 11 minutes of action.

Auburn saw its trademark high-intensity defense pay dividends as the Tigers turned 27 North Carolina turnovers into 38 points. None was bigger than a steal by McKay with 47 seconds left that turned into a fast-break layup, plus a foul, to give the Tigers an 80-75 lead.

ELON, N.C. -- For the second time this month, Auburn set a school record for 3-pointers, cruising to its eighth straight win with a 96-44 victory over Elon Saturday afternoon.

The Tigers (11-1) hit 14 3-pointers, breaking a 20-day-old Auburn record of 13 that was set Dec. 2 vs. Oklahoma. But it wasn't just the longball for Auburn Saturday - Auburn shot a season-best 63.3 percent from the field, including 70 percent in the second half, to pull away early and sprint to a 52-point victory.

Five players finished in double-figures for the Tigers, led by junior Crystal Primm with 17 points, who shared the team lead with seven rebounds. Freshman Robyn Benton hit five 3-pointers to finish with 15 points, while Unique Thompson and Brooke Moore added 14 and Jannah McKay had 13. Freshman Erin Howard also had a career-high seven rebounds to share the team lead.

Eleven of the Tigers' record-setting 14 treys were made by freshmen - five for Benton, four by Moore and two from Howard. The record-breaker was hit by Howard with 20 seconds to play.

The Tigers completely dominated the first half, taking a 51-19 halftime lead, their largest of the season. Auburn shot 58 percent from the field in the opening 20 minutes, including a 63-percent clip in the first quarter. A 16-6 run over the first 4:42 gave the Tigers an early double-digit lead, and Elon would get no closer the rest of the way. Auburn's defense carried the day in the early-going as the Tigers forced seven first-quarter turnovers, turning those into 15 points.

A comparatively slow third quarter saw the Tigers only increase their lead by two as Elon shot 70 percent in the period, giving Auburn a 69-35 lead. But Auburn hit 11-of-15 shots in the fourth - 5-of-7 on 3-pointers - and outscored the Phoenix 27-9 to finish off the 52-point win, Auburn's largest margin of victory of the Coach Flo era.

The Tigers out-rebounded Elon 37-21 and scored 27 points off 20 Phoenix turnovers. Auburn also got a season-high 41 points off its bench, which played the majority of the fourth quarter. In addition to the 14 3-pointers, Auburn scored 40 points in the paint.

Game 22: Feb. 3, 2019
Auburn 59, Georgia 58 (OT)
Auburn Arena
Auburn, Ala.

Official Basketball Box Score -- Game Totals -- Final Statistics
Georgia vs Auburn
02/03/19 2:00 p.m. at Auburn Arena -- Auburn, Ala.
Georgia 58 • 13-5, 4-5 SEC

Player statistics for Game 22: Robinson, Caliya; Cole, Taja; Connelly, Gabby; Caldwell, Maya; Morrison, Que; Paul, Stephanie; HOSE, Caitlin; HUBBARD, Kaila; STATTI, Jenna; Team.

1st FG %: 31.2 25.0% 2nd: 61.1 54.5% 3rd: 71.3 53.8% 4th: 41.9 44.4% Game: 33.9 46.0%
3PT %: 1.2 22.0% 5:5 5.5% 8:2 25.0% 1:4 25.0% 1:10 50.0% 2:13 36.4%
FT %: 0.0 0.0% 1:2 50.0% 1:2 50.0% 0:0 0.0% 4:8 50.0% 3

Auburn 59 • 17-5, 5-4 SEC
1st FG %: 34.4 21.4% 2nd: 61.0 59.0% 3rd: 67.7 23.6% 4th: 41.7 31.6% Game: 36.8 36.4%
3PT %: 1.2 22.0% 1:2 50.0% 0:3 0.0% 1:10 50.0% 2:13 36.4%
FT %: 1.2 50.0% 1:2 50.0% 1:1 50.0% 9:29 72.0% 6,1

Officials: Dee Kautner, Kylie Galloway, Eric Baker
Technical fouls: Georgia-None, Auburn-None.
Attendance: 2170

AUBURN -- A furious rally to force overtime led and clutch free throws in the extra period led the Auburn women's basketball team to a 59-58 win over Georgia Sunday afternoon at Auburn Arena.
The Tigers (17-5, 5-4 SEC) snapped a four-game skid against Georgia that dated to 2016 and rallied from a double-digit deficit for the second time in SEC play.
After Auburn trailed by as many as 13 points in the fourth quarter, junior Crystal Primm hit a game-tying layup with 13 seconds left to send it to overtime at 49-49. The Tigers then went 6-for-6 at the free-throw line in overtime - including 4-for-4 from Primm in the final 34 seconds - and held off a last-second shot from Georgia to secure their first home SEC win of the season.
With 15.6 seconds left in overtime and Auburn trailing 58-57 with the ball in the frontcourt, Janiah McKay drove for what would have been the go-ahead layup. After she missed, Primm grabbed the rebound and was fouled on the put-back attempt. Both free throws were good, and after Georgia called timeout to advance, the Bulldogs' 3-point attempt missed and time expired to give the Tigers a stirring victory.
Auburn overcame its worst shooting game of the season (30.4%) by forcing 28 Georgia turnovers - 11 in the fourth quarter alone - converting those into 22 points. The Tigers had a season-high 21 steals and out-rebounded Georgia 37-36.
Janiah McKay led the Tigers with 18 points and scored her 1,500th career point in the first quarter. She also had a season-high five steals and was 8-of-10 at the free-throw line. Unique Thompson added 14 points and nine rebounds along with four steals, and Primm finished with 13 points and a career-high nine rebounds.
Four Auburn players had at least four steals - McKay led with five while Thompson, Alexander and Erica Sanders had four apiece. Erin Howard added three steals along with seven points and four rebounds.

Game 23: Feb. 7, 2019
#19 Kentucky 78, Auburn 68
Auburn Arena
Auburn, Ala.

Official Basketball Box Score -- Game Totals -- Final Statistics
Kentucky vs Auburn
02/07/19 6:00 p.m. at Auburn Arena -- Auburn, Ala.
Kentucky 78 • 19-5, 6-4 SEC

Player statistics for Game 23: McKinney, KeKe; Wyatt, Tatyana; Morris, Maci; Howard, Rhyné; Murray, Taylor; Green, Blair; Pasche, Amanda; Roper, Jaide; Team.

1st FG %: 71.2 52.3% 2nd: 61.5 53.3% 3rd: 71.5 46.7% 4th: 61.2 50.0% Game: 28.5 51.0%
3PT %: 6.6 100.0% 5:8 50.0% 1:4 25.0% 1:4 25.0% 1:10 50.0% 2:13 84.0%
FT %: 2.1 100.0% 1:2 50.0% 1:2 100.0% 1:2 50.0%

Auburn 68 • 17-6, 5-5 SEC
1st FG %: 41.7 46.3% 2nd: 41.4 28.6% 3rd: 51.2 41.7% 4th: 61.1 54.5% Game: 23.2 42.3%
3PT %: 1.1 0.0% 1:1 0.0% 1:3 0.0% 1:1 100.0% 2:13 18.2%
FT %: 4.5 80.0% 1:2 50.0% 1:10 83.3% 7:10 70.0%

Officials: Tina Napier, Luis Gonzalez, Julie Kronmohr
Technical fouls: Kentucky-None, Auburn-None.
Attendance: 1604

AUBURN -- Auburn's Unique Thompson scored a game-high 20 points, but a 3-point barrage in the first half by No. 19 Kentucky was the difference in a 75-65 loss Thursday night at Auburn Arena.
The Tigers (17-6, 5-5 SEC) led in most statistical categories and were able to control the paint most of the night, but the Wildcats (19-5, 6-4) hit their first eight 3-point attempts and used a 14-0 run in the second quarter to build a lead Auburn could not overcome.
Auburn shot 42.3 percent from the field and out-rebounded Kentucky 29-27. It was the first time this season that Auburn fell when out-rebounding its opponent. The Tigers also scored 22 points off 17 Kentucky turnovers and controlled the inside game, scoring 36 points in the paint. Auburn also took advantage of free-throw opportunities, hitting 22-of-29 attempts at the line.
Kentucky, meanwhile, shot 51.9 percent for the game, including a 55-percent night (11-for-20) from beyond the arc. The Wildcats were 9-of-12 from 3-point range in the first half before Auburn was able to hold them to just 2-of-8 after halftime.
Thompson's 20 points led all scorers; she also led Auburn with six rebounds. Janiah McKay added 14 points, and Crystal Primm scored 11 and led the Tigers with six steals and five assists. Robyn Benton added eight points off the bench.
After a mostly even first quarter that saw Kentucky take a 22-18 lead, Auburn scored first in the second quarter to cut the lead to two with 8:44 left. But over the next three-plus minutes, the Wildcats forced three Auburn turnovers and hit a pair of 3s as part of a 14-0 run to give Kentucky a 36-20 lead. The Wildcats would finally miss on their ninth 3-point attempt of the night but took a 42-28 lead to the half.
Kentucky extended its lead to as much as 16 at 66-50 with 8:39 to play. Auburn would get as close as nine points midway through the quarter but could pull no closer.

Game 24: Feb. 10, 2019
Auburn 75, Arkansas 73
Bud Walton Arena
Fayetteville, Ark.

Official Basketball Box Score -- Game Totals -- Final Statistics
Auburn vs Arkansas
02/10/19 1 p.m. at Fayetteville, Ark. (Bud Walton Arena)
Auburn 75 • 18-6, 6-5 (SEC)

Player statistics for Game 24: Unique Thompson; Erin Howard; Daisa Alexander; Crystal Primm; Janiah McKay; Robyn Benton; Brooke Moore; Erica Sanders; Abigail Jackson; Kiyae' White; Team.

1st FG %: 71.5 46.7% 2nd: 81.7 47.1% 3rd: 101.9 52.6% 4th: 31.0 30.0% Game: 28.6 45.9%
3PT %: 2.6 32.3% 5:1 50.0% 1:2 20.0% 1:10 50.0% 2:13 28.6%
FT %: 2.3 66.7% 1:2 50.0% 2:10 100.0% 9:10 90.0%

Arkansas 72 • 16-9, 5-6 (SEC)
1st FG %: 61.6 37.5% 2nd: 41.4 36.7% 3rd: 51.2 41.7% 4th: 61.4 42.9% Game: 21.0 36.8%
3PT %: 3.8 37.5% 0:5 0.0% 0:4 0.0% 4:4 66.7% 9:25 36.0%
FT %: 0.0 0.0% 1:1 100.0% 1:11 83.3% 1:12 91.7%

Officials: Frank Steratore, Jennifer Resac, Brian Garland
Technical fouls: Auburn-Crystal Primm, Arkansas-TALAN
Attendance: 2455
Tickets Scanned: 2,061
Fouled out: Arkansas #10, Williams (2:40 Q4)
Auburn #23, Primm (1:39 Q4); #33 McKay (0:36 Q4)

FAYETTEVILLE, Ark. -- Four Tigers scored in double-figures, and the Auburn women's basketball team held off a late Arkansas rally to earn a thrilling 75-72 win Sunday afternoon at Bud Walton Arena.
The Tigers (18-6, 6-5 SEC) saw a 17-point third-quarter lead evaporate as Arkansas' Chelsea Dungee scored 41 points - 32 of them in the second half - but got two late defensive stops and made clutch free throws to hold on for their fifth SEC road win of the year.
Arkansas took a 71-70 lead with 1:39 to play after Dungee hit four straight free throws. But a steal by Unique Thompson, a subsequent Arkansas foul and two free throws gave the Tigers the lead back at 72-71. Thompson then blocked a Dungee jumper at the other end, Daisa Alexander got the rebound, then hit two more free throws with 4.2 left to make it 74-71.
Auburn would foul Dungee before she could attempt a tying 3-pointer, and she missed the first and made the second to give Auburn the ball back with a 2-point lead. Robyn Benton was fouled before the clock started, made one of two, and Arkansas could not get a shot off before the buzzer.
Thompson picked up her 10th double-double of the season with 13 points and 12 rebounds, including the two clutch free throws in the final seconds. Alexander led the Tigers with 18 points, Janiah McKay added 13 along with six assists, and Benton scored 11. Erin Howard had one of her best all-around games of the season with 7 points, a career-high 8 rebounds, 3 assists, 3 blocks and 2 steals.
Auburn shot 45.9 percent from the field and held Arkansas to a 36.8-percent day. The Tigers forced just 12 turnovers, tied for the fewest this season, but took advantage of the few with 25 points off the Razorbacks' giveaways. Auburn also controlled the inside game, scoring 42 points in the paint to Arkansas' 16. The Tigers also won the rebounding battle 37-32.
The Tigers extended a 14-point halftime lead to as many as 17 early in the third quarter. But from that point, Dungee caught fire and took advantage of numerous free-throw opportunities - she was 17-of-19 for the game - but Auburn still led 60-47 at the end of three.

2018-19 Auburn Women's Basketball
Auburn Combined Team Statistics (as of Feb 17, 2019)
All games

| RECORD: | OVERALL | HOME | AWAY | NEUTRAL |
|----------------|----------------|-------------|-------------|----------------|
| ALL GAMES | 19-7 | 8-4 | 9-3 | 2-0 |
| CONFERENCE | 7-6 | 2-4 | 5-2 | 0-0 |
| NON-CONFERENCE | 12-1 | 6-0 | 4-1 | 2-0 |

| # | Player | gp-gs | min | avg | Total | | 3-Point | | F-Throw | | Rebounds | | | | pf | dq | a | to | blk | stl | pts | avg | |
|----------------|------------------|-------|------|----------|---------|------|---------|------|---------|-------|----------|-----|-----|------|-----|----|-----|-----|-----|-----|------|------|--|
| | | | | | fg-fga | fg% | 3fg-fga | 3fg% | ft-fa | ft% | off | def | tot | avg | | | | | | | | | |
| 33 | Janiah McKay | 26-26 | 817 | 31.4 | 124-299 | .415 | 17-64 | .266 | 102-127 | .803 | 14 | 52 | 66 | 2.5 | 59 | 1 | 110 | 62 | 2 | 59 | 367 | 14.1 | |
| 00 | Daisa Alexander | 26-26 | 716 | 27.5 | 123-301 | .409 | 47-128 | .367 | 38-53 | .717 | 22 | 63 | 85 | 3.3 | 56 | 1 | 48 | 48 | 2 | 62 | 331 | 12.7 | |
| 20 | Unique Thompson | 26-26 | 800 | 30.8 | 133-231 | .576 | 0-0 | .000 | 63-107 | .589 | 103 | 164 | 267 | 10.3 | 59 | 1 | 29 | 58 | 20 | 48 | 329 | 12.7 | |
| 23 | Crystal Primm | 26-26 | 727 | 28.0 | 106-227 | .467 | 0-5 | .000 | 71-97 | .732 | 50 | 53 | 103 | 4.0 | 74 | 2 | 41 | 68 | 5 | 53 | 283 | 10.9 | |
| 05 | Emari Jones | 13-13 | 384 | 29.5 | 46-118 | .390 | 26-74 | .351 | 10-12 | .833 | 26 | 33 | 59 | 4.5 | 23 | 0 | 20 | 27 | 3 | 17 | 128 | 9.8 | |
| 01 | Robyn Benton | 26-0 | 395 | 15.2 | 59-142 | .415 | 32-78 | .410 | 24-33 | .727 | 13 | 22 | 35 | 1.3 | 34 | 0 | 18 | 14 | 3 | 26 | 174 | 6.7 | |
| 02 | Brooke Moore | 19-0 | 251 | 13.2 | 40-125 | .320 | 28-90 | .311 | 10-10 | 1.000 | 6 | 17 | 23 | 1.2 | 12 | 0 | 9 | 13 | 1 | 10 | 118 | 6.2 | |
| 24 | Erin Howard | 25-11 | 499 | 20.0 | 33-107 | .308 | 15-67 | .224 | 5-6 | .833 | 25 | 50 | 75 | 3.0 | 41 | 0 | 31 | 17 | 13 | 23 | 86 | 3.4 | |
| 04 | Abigayle Jackson | 23-0 | 188 | 8.2 | 22-41 | .537 | 1-4 | .250 | 5-5 | 1.000 | 14 | 23 | 37 | 1.6 | 49 | 2 | 4 | 16 | 14 | 7 | 50 | 2.2 | |
| 03 | Erica Sanders | 16-2 | 268 | 16.8 | 12-27 | .444 | 1-2 | .500 | 4-4 | 1.000 | 10 | 22 | 32 | 2.0 | 39 | 0 | 15 | 7 | 1 | 14 | 29 | 1.8 | |
| 10 | Kiyae' White | 23-0 | 156 | 6.8 | 14-33 | .424 | 0-0 | .000 | 5-8 | .625 | 20 | 18 | 38 | 1.7 | 19 | 0 | 8 | 10 | 1 | 2 | 33 | 1.4 | |
| 35 | Natalie Kelly | 12-0 | 49 | 4.1 | 1-5 | .200 | 0-0 | .000 | 3-8 | .375 | 6 | 4 | 10 | 0.8 | 4 | 0 | 0 | 8 | 2 | 2 | 5 | 0.4 | |
| Team | | | | | | | | | | | | | | | | | | | | | | | |
| Total..... | | 26 | 5250 | 713-1656 | | .431 | 167-512 | .326 | 340-470 | .723 | 354 | 572 | 926 | 35.6 | 469 | 7 | 333 | 351 | 67 | 323 | 1933 | 74.3 | |
| Opponents..... | | 26 | 5250 | 577-1399 | | .412 | 200-564 | .355 | 319-442 | .722 | 291 | 622 | 913 | 35.1 | 434 | - | 358 | 542 | 54 | 197 | 1673 | 64.3 | |

TEAM STATISTICS

| | AU | OPP | Date | Opponent | Score | Att. |
|------------------------|-----------|------------|-------------|---------------------|--------------|-------------|
| SCORING | 1933 | 1673 | 11/06/18 | GRAMBLING STATE | w 97-48 | 1657 |
| Points per game | 74.3 | 64.3 | ^ 11/09/18 | NICHOLLS | w 80-59 | 2316 |
| Scoring margin | +10.0 | - | ^ 11/11/18 | at New Mexico | w 79-76 | 4419 |
| FIELD GOALS-ATT | 713-1656 | 577-1399 | ^ 11/13/18 | at Iowa State | L 64-67 | 9274 |
| Field goal pct | .431 | .412 | 11/25/18 | LOUISIANA | w 71-59 | 1488 |
| 3 POINT FG-ATT | 167-512 | 200-564 | 11/28/18 | at Xavier (N.O.) | w 77-58 | 201 |
| 3-point FG pct | .326 | .355 | 12/02/18 | OKLAHOMA | w 95-79 | 1877 |
| 3-pt FG made per game | 6.4 | 7.7 | 12/06/18 | at Saint Joseph's | w 81-70 | 443 |
| FREE THROWS-ATT | 340-470 | 319-442 | 12/16/18 | SAMFORD | w 73-46 | 1675 |
| Free throw pct | .723 | .722 | & 12/18/18 | vs Coastal Carolina | w 84-78 | 517 |
| F-Throws made per game | 13.1 | 12.3 | & 12/20/18 | vs North Carolina | Wot 86-81 | 794 |
| REBOUNDS | 926 | 913 | 12/22/18 | at Elon | w 96-44 | 368 |
| Rebounds per game | 35.6 | 35.1 | 12/29/18 | ALABAMA STATE | w 83-50 | 1868 |
| Rebounding margin | +0.5 | - | * 01/03/19 | TENNESSEE | L 69-78 | 2204 |
| ASSISTS | 333 | 358 | * 01/06/19 | at Florida | w 64-56 | 2109 |
| Assists per game | 12.8 | 13.8 | * 01/10/19 | at Alabama | w 66-56 | 2575 |
| TURNOVERS | 351 | 542 | * 01/14/19 | MISSISSIPPI STATE | L 59-85 | 1908 |
| Turnovers per game | 13.5 | 20.8 | * 01/17/19 | at Vanderbilt | w 72-70 | 1835 |
| Turnover margin | +7.3 | - | * 01/24/19 | TEXAS A&M | L 67-69 | 1656 |
| Assist/turnover ratio | 0.9 | 0.7 | * 01/27/19 | at Missouri | L 65-74 | 5119 |
| STEALS | 323 | 197 | * 01-31-19 | at Ole Miss | w 64-51 | 1296 |
| Steals per game | 12.4 | 7.6 | * 02/03/19 | GEORGIA | Wot 59-58 | 2170 |
| BLOCKS | 67 | 54 | * 02/07/19 | KENTUCKY | L 68-78 | 1604 |
| Blocks per game | 2.6 | 2.1 | * 02/10/19 | at Arkansas | w 75-72 | 2455 |
| ATTENDANCE | 23054 | 38952 | * 02/14/19 | at Tennessee | L 62-73 | 7547 |
| Home games-Avg/Game | 12-1921 | 12-3137 | * 02/17/19 | ALABAMA | w 77-38 | 2631 |
| Neutral site-Avg/Game | - | 2-656 | | | | |

* = Conference game

^ = Preseason WNIT

& = Carolinas Challenge (Myrtle Beach, S.C.)

| Score by Periods | 1st | 2nd | 3rd | 4th | OT | Totals |
|-------------------------|------------|------------|------------|------------|-----------|---------------|
| Auburn | 450 | 448 | 475 | 533 | 27 | 1933 |
| Opponents | 388 | 345 | 464 | 455 | 21 | 1673 |

2018-19 Auburn Women's Basketball
Auburn Combined Team Statistics (as of Feb 17, 2019)
Conference games only

| RECORD: | OVERALL | HOME | AWAY | NEUTRAL |
|----------------|----------------|-------------|-------------|----------------|
| ALL GAMES | 7-6 | 2-4 | 5-2 | 0-0 |
| CONFERENCE | 7-6 | 2-4 | 5-2 | 0-0 |
| NON-CONFERENCE | 0-0 | 0-0 | 0-0 | 0-0 |

| ## | Player | gp-gs | min | avg | Total | | 3-Point | | F-Throw | | Rebounds | | | | pf | dq | a | to | blk | stl | pts | avg |
|----------------|------------------|-------|------|------|---------|------|---------|------|---------|-------|----------|-----|-----|------|-----|----|-----|-----|-----|-----|-----|------|
| | | | | | fg-fga | fg% | 3fg-fga | 3fg% | ft-fga | ft% | off | def | tot | avg | | | | | | | | |
| 00 | Daisa Alexander | 13-13 | 374 | 28.8 | 69-169 | .408 | 29-76 | .382 | 22-30 | .733 | 10 | 30 | 40 | 3.1 | 37 | 1 | 18 | 21 | 1 | 34 | 189 | 14.5 |
| 33 | Janiah McKay | 13-13 | 426 | 32.8 | 61-158 | .386 | 7-33 | .212 | 44-57 | .772 | 8 | 25 | 33 | 2.5 | 31 | 1 | 47 | 29 | 0 | 27 | 173 | 13.3 |
| 20 | Unique Thompson | 13-13 | 428 | 32.9 | 64-111 | .577 | 0-0 | .000 | 29-52 | .558 | 49 | 73 | 122 | 9.4 | 29 | 0 | 13 | 30 | 6 | 22 | 157 | 12.1 |
| 23 | Crystal Primm | 13-13 | 388 | 29.8 | 50-128 | .391 | 0-1 | .000 | 32-49 | .653 | 24 | 28 | 52 | 4.0 | 43 | 1 | 24 | 38 | 1 | 27 | 132 | 10.2 |
| 01 | Robyn Benton | 13-0 | 154 | 11.8 | 21-54 | .389 | 10-30 | .333 | 15-19 | .789 | 5 | 12 | 17 | 1.3 | 13 | 0 | 5 | 8 | 1 | 10 | 67 | 5.2 |
| 02 | Brooke Moore | 12-0 | 152 | 12.7 | 18-65 | .277 | 11-43 | .256 | 4-4 | 1.000 | 4 | 7 | 11 | 0.9 | 8 | 0 | 0 | 9 | 1 | 8 | 51 | 4.3 |
| 24 | Erin Howard | 13-11 | 322 | 24.8 | 19-58 | .328 | 8-34 | .235 | 3-4 | .750 | 16 | 30 | 46 | 3.5 | 24 | 0 | 18 | 10 | 5 | 14 | 49 | 3.8 |
| 03 | Erica Sanders | 13-2 | 243 | 18.7 | 12-27 | .444 | 1-2 | .500 | 2-2 | 1.000 | 5 | 18 | 23 | 1.8 | 34 | 0 | 14 | 5 | 1 | 11 | 27 | 2.1 |
| 04 | Abigayle Jackson | 10-0 | 72 | 7.2 | 5-10 | .500 | 0-1 | .000 | 1-1 | 1.000 | 2 | 5 | 7 | 0.7 | 19 | 1 | 0 | 9 | 5 | 4 | 11 | 1.1 |
| 10 | Kiyae' White | 11-0 | 62 | 5.6 | 5-8 | .625 | 0-0 | .000 | 1-2 | .500 | 6 | 8 | 14 | 1.3 | 6 | 0 | 2 | 5 | 1 | 0 | 11 | 1.0 |
| 35 | Natalie Kelly | 3-0 | 4 | 1.3 | 0-1 | .000 | 0-0 | .000 | 0-0 | .000 | 0 | 1 | 1 | 0.3 | 1 | 0 | 0 | 0 | 0 | 1 | 0 | 0.0 |
| Team | | | | | | | | | | | 28 | 20 | 48 | | | | 2 | | | | | |
| Total..... | | 13 | 2625 | | 324-789 | .411 | 66-220 | .300 | 153-220 | .695 | 157 | 257 | 414 | 31.8 | 245 | 4 | 141 | 166 | 22 | 158 | 867 | 66.7 |
| Opponents..... | | 13 | 2625 | | 293-664 | .441 | 101-261 | .387 | 171-232 | .737 | 135 | 328 | 463 | 35.6 | 203 | - | 184 | 258 | 36 | 96 | 858 | 66.0 |

| TEAM STATISTICS | AU | OPP | Date | Opponent | Score | Att. |
|------------------------|-----------|------------|--|-------------------|--------------|-------------|
| SCORING | 867 | 858 | * 01/03/19 | TENNESSEE | L 69-78 | 2204 |
| Points per game | 66.7 | 66.0 | * 01/06/19 | at Florida | W 64-56 | 2109 |
| Scoring margin | +0.7 | - | * 01/10/19 | at Alabama | W 66-56 | 2575 |
| FIELD GOALS-ATT | 324-789 | 293-664 | * 01/14/19 | MISSISSIPPI STATE | L 59-85 | 1908 |
| Field goal pct | .411 | .441 | * 01/17/19 | at Vanderbilt | W 72-70 | 1835 |
| 3 POINT FG-ATT | 66-220 | 101-261 | * 01/24/19 | TEXAS A&M | L 67-69 | 1656 |
| 3-point FG pct | .300 | .387 | * 01/27/19 | at Missouri | L 65-74 | 5119 |
| 3-pt FG made per game | 5.1 | 7.8 | * 01-31-19 | at Ole Miss | W 64-51 | 1296 |
| FREE THROWS-ATT | 153-220 | 171-232 | * 02/03/19 | GEORGIA | Wot 59-58 | 2170 |
| Free throw pct | .695 | .737 | * 02/07/19 | KENTUCKY | L 68-78 | 1604 |
| F-Throws made per game | 11.8 | 13.2 | * 02/10/19 | at Arkansas | W 75-72 | 2455 |
| REBOUNDS | 414 | 463 | * 02/14/19 | at Tennessee | L 62-73 | 7547 |
| Rebounds per game | 31.8 | 35.6 | * 02/17/19 | ALABAMA | W 77-38 | 2631 |
| Rebounding margin | -3.8 | - | | | | |
| ASSISTS | 141 | 184 | | | | |
| Assists per game | 10.8 | 14.2 | * = Conference game | | | |
| TURNOVERS | 166 | 258 | ^ = Preseason WNIT | | | |
| Turnovers per game | 12.8 | 19.8 | & = Carolinas Challenge (Myrtle Beach, S.C.) | | | |
| Turnover margin | +7.1 | - | | | | |
| Assist/turnover ratio | 0.8 | 0.7 | | | | |
| STEALS | 158 | 96 | | | | |
| Steals per game | 12.2 | 7.4 | | | | |
| BLOCKS | 22 | 36 | | | | |
| Blocks per game | 1.7 | 2.8 | | | | |
| ATTENDANCE | 12173 | 22936 | | | | |
| Home games-Avg/Game | 6-2029 | 7-3277 | | | | |
| Neutral site-Avg/Game | - | 0-0 | | | | |

| Score by Periods | 1st | 2nd | 3rd | 4th | OT | Totals |
|-------------------------|------------|------------|------------|------------|-----------|---------------|
| Auburn | 186 | 202 | 229 | 240 | 10 | 867 |
| Opponents | 204 | 181 | 245 | 219 | 9 | 858 |



Daisa Alexander
Junior • G • 5-8
Decatur, Ga.
Southwest DeKalb HS



Robyn Benton
Freshman • G • 5-9
Conyers, Ga.
Greater Atlanta Christian School



Brooke Moore
Freshman • G • 5-7
McDonough, Ga.
Henry County HS



Erica Sanders
Senior • G • 5-10
San Antonio, Texas
Johnson HS



Abigail Jackson
Sophomore • F • 6-3
Little Rock, Ark.
Little Rock Central HS



Emari Jones
Senior • G • 6-2
Chicago, Ill.
Shawnee CC



Kiyae' White
RS Freshman • F • 6-2
Macungie, Pa.
Emmaus HS



Unique Thompson
Sophomore • F • 6-3
Theodore, Ala.
Faith Academy



Crystal Primm
RS Junior • G • 5-11
West Palm Beach, Fla.
Duke



Erin Howard
Freshman • F/G • 6-1
Madison, Wis.
Madison East HS



Janiah McKay
Senior • G • 5-6
Gainesville, Fla.
Gainesville HS



Natalie Kelly
Freshman • F • 6-3
Albany, La.
Albany HS



Terri Williams-Flournoy
Head Coach
Penn State (1991)
Seventh Season



Ty Evans
Associate Head Coach
Wisconsin-Whitewater (1995)
Seventh Season



Adrian Walters
Assistant Coach
St. Francis (Pa.) (1987)
Seventh Season



Clarisse Garcia
Assistant Coach
Villanova (2007)
Third Season