



ALABAMA BASKETBALL

GAME 16: AUBURN

JAN. 5, 2012 • 6:30 P.M. • TUSCALOOSA, ALA. • FOSTER AUDITORIUM (3,800)

TODAY'S MATCHUP

Alabama	Auburn
10-5	Record 8-6
0-1 SEC	Conference Record 0-1 SEC
NR/NR	Ranking NR/NR
Wendell Hudson	Head Coach Nell Fortner
53-55/Fourth	Record at School 140-95/Eighth
292-182/16th	Overall Record 157-106/Ninth
65.9	Points/Game 62.1
58.7	Opp. Points/Game 55.8
+7.1	Scoring Margin +6.3
.396	FG% .391
.383	Opp. FG% .375
.309	3FG% .336
.276	Opp. 3FG% .257
.621	FT% .636
38.9	Rebounds/Game 39.3
39.4	Opp. Rebounds/Game 35.6
-0.5	Rebounding Margin +3.7
10.7	Assists/Game 13.4
15.9	Turnovers/Game 18.4
0.7	Assist/Turnover Ratio 0.7
10.0	Steals/Game 10.1
2.3	Blocks/Game 6.4

THE SERIES

Number of meetings	73
Alabama wins	33
Auburn wins	40
Last meeting	Feb. 17, 2011 (W, 59-51)
First Meeting	Feb. 14, 1975 (L, 71-93)
Streak	Win 1
Last Alabama Win	Feb. 17, 2011 (W, 59-51)

Previous Five Meetings

Date	Result	Location
Feb. 17, 2011	W, 59-51	Auburn, Ala.
Jan. 2, 2011	L, 55-66	Tuscaloosa, Ala.
Feb. 7, 2010	W, 55-53	Tuscaloosa, Ala.
Jan. 14, 2010	L, 62-74	Auburn, Ala.
Feb. 8, 2009	L, 54-81	Tuscaloosa, Ala.

MEDIA INFORMATION

TV	None
Play-by-Play	N/A
Analyst	N/A

Radio	Crimson Tide Sports Network
Play-by-Play	Mick Gillispie

Team Contacts

Alabama	Jessica Paré
Office	205.348.3673
Cell	205.394.5985
E-mail	jpare@ia.ua.edu

Auburn	Matt Crouch
Office	334.844.9709
E-mail	mcrouch@auburn.edu

• Alabama will host Auburn in the Crimson Tide's SEC home opener.

• Both the Crimson Tide and the Tigers lost their first conference games of the season as Alabama suffered a 68-42 decision at South Carolina last Sunday, while Auburn dropped a 73-52 contest to No. 7/8 Tennessee at home.

• Thursday's game marks the 74th in the series that began in 1975.

• The Tigers currently hold a 40-33 advantage over the Tide, however, Alabama won the last meeting, 59-51, at Auburn on February 17, 2011.

• In Sunday's loss to the Gamecocks, the Tide gave up 16 offensive rebounds, while South Carolina capitalized on 20 Alabama turnovers en route to the win.

• Despite the loss, sophomore guard Jasmine Robinson led all scorers with 16 points, all of which were scored in the second half. She was followed by senior guard Ericka Russell, who added nine points.

• Russell and sophomore guard Shafontaye Myers also collected three steals apiece.

• For the game, Alabama was 37.5 percent from the floor (18-for-48), while South Carolina finished at 46.6 percent (27-for-58).

• In addition, the Gamecocks pulled down 38 rebounds compared to the Tide's 22 boards.

• South Carolina had 41 points produced from its bench, while Alabama had just four.

• On the season, the Tide is led in scoring by Robinson, who averages 13.3 points per game. She is followed by junior guard Meghan Perkins (10.5 ppg) and Russell (10.4 ppg).

• Junior forward Erin Hogue leads Alabama in rebounds with 6.8 boards per game, while sophomore guard Khristin Lee has dished out a team-best 2.8 assists per contest.

• Auburn has dropped its last two contests, first with a 64-55 decision at FIU, followed by the loss to the Lady Vols.

• The Tigers are 1-3 on the road this season.

• Freshman Hasina Muhammad leads Auburn in scoring with 10.4 point per game. She is followed by sophomore Tyrese Tanner (10.0 ppg).

• As a team, Auburn leads the SEC in blocks with 6.4 per game.

SOCIAL MEDIA

Follow the Alabama women's basketball on the social media sites listed below for up-to-date news, exclusive content and more.



Like us on facebook at AlabamaWBB.



Follow us on twitter at AlabamaWBB.



Watch videos on our AlabamaWBB YouTube channel.

2011-12 SCHEDULE

NOVEMBER

6	Auburn-Montgomery (Exh.)	W, 81-27
12	Nicholls State	W, 72-51
15	at Central Arkansas	L, 46-58
18	Northwestern State	W, 78-52
21	Georgia Southern	W, 67-34
24	vs. Old Dominion#	L, 76-77
25	vs. Seton Hall#	W, 62-56 (OT)
26	vs. Louisiana Tech#	W, 67-59

DECEMBER

2	Southeastern Louisiana	W, 69-56
4	Kansas	W, 80-76
7	at North Texas	L, 63-69
11	at NC State	L, 57-79
17	at Alabama State	W, 64-54
19	Presbyterian	W, 65-47
30	Air Force	W, 80-45

JANUARY

1	at South Carolina*	L, 42-68
5	Auburn*	6:30 p.m.
8	at LSU* (SEC Network)	1 p.m.
12	Mississippi State* (FSS)	8 p.m.
15	Mississippi*	2 p.m.
19	at Florida*	6 p.m.
26	Tennessee* (FSS)	8 p.m.
29	at Kentucky* (CSS)	1 p.m.

FEBRUARY

2	at Arkansas*	7 p.m.
5	Georgia* (FSS)	2 p.m.
9	at Mississippi*	7 p.m.
12	LSU* (CSS)	1 p.m.
16	Kentucky*	6:30 p.m.
19	South Carolina* (FSS)	2 p.m.
23	at Auburn* (CSS)	8 p.m.
26	at Vanderbilt* (CSS)	3 p.m.

MARCH




1-3	at SEC Tournament	TBA
-----	-------------------	-----

* SEC game

Paradise Jam (St. Thomas)



RADIO/TV CHART

0		DAISHA (DAY-sha) SIMMONS 5-10 • Soph. • G • Jersey City, N.J.	<table><tr><th>PPG</th><th>RPG</th><th>APG</th><th>SPG</th><th>BPG</th><th>MPG</th></tr><tr><td>---</td><td>---</td><td>---</td><td>---</td><td>---</td><td>---</td></tr></table>	PPG	RPG	APG	SPG	BPG	MPG	---	---	---	---	---	---	<i>Notes:</i> Will sit out the 2011-12 season after transferring from Rutgers University ... started in four games as a freshman for the Scarlet Knights ... averaged 2.4 points and 2.4 rebounds per contest.	CAREER BESTS PTS: --- REBS: --- ASTS: ---
PPG	RPG	APG	SPG	BPG	MPG												
---	---	---	---	---	---												
1		ANEESAH (ah-NEE-sah) DANIELS 6-0 • Fr. • F • Decatur, Ga.	<table><tr><th>PPG</th><th>RPG</th><th>APG</th><th>SPG</th><th>BPG</th><th>MPG</th></tr><tr><td>6.8</td><td>5.8</td><td>0.5</td><td>0.6</td><td>0.4</td><td>20.3</td></tr></table>	PPG	RPG	APG	SPG	BPG	MPG	6.8	5.8	0.5	0.6	0.4	20.3	<i>Notes:</i> Named SEC Freshman of the Week after a trio of solid performances at the Paradise Jam ... pulled down a career-best 13 rebounds against Kansas ... scored a career-high 13 points in the overtime win against Seton Hall.	CAREER BESTS PTS: 13 vs. Seton Hall (11/24/11) REBS: 13 vs. Kansas (12/4/11) ASTS: 2 vs. Nicholls State (11/12/11)
PPG	RPG	APG	SPG	BPG	MPG												
6.8	5.8	0.5	0.6	0.4	20.3												
2		KRISTIN BUSH 5-7 • Soph. • G • Huntsville, Ala.	<table><tr><th>PPG</th><th>RPG</th><th>APG</th><th>SPG</th><th>BPG</th><th>MPG</th></tr><tr><td>0.0</td><td>0.0</td><td>0.5</td><td>0.0</td><td>0.0</td><td>3.5</td></tr></table>	PPG	RPG	APG	SPG	BPG	MPG	0.0	0.0	0.5	0.0	0.0	3.5	<i>Notes:</i> Joined the team as a walk on last season ... saw her first game action against Northwestern State on Nov. 18, 2011.	CAREER BESTS PTS: --- REBS: --- ASTS: ---
PPG	RPG	APG	SPG	BPG	MPG												
0.0	0.0	0.5	0.0	0.0	3.5												
3		JASMINE ROBINSON 5-7 • Fr. • G • Memphis, Tenn.	<table><tr><th>PPG</th><th>RPG</th><th>APG</th><th>SPG</th><th>BPG</th><th>MPG</th></tr><tr><td>13.3</td><td>2.9</td><td>2.1</td><td>1.4</td><td>0.1</td><td>32.6</td></tr></table>	PPG	RPG	APG	SPG	BPG	MPG	13.3	2.9	2.1	1.4	0.1	32.6	<i>Notes:</i> Named to the Paradise Jam All-Tournament Team after averaging 14.3 points and 37.7 minutes per game ... scored a career-high 24 points to lead the Tide past previously unbeaten Kansas on Dec. 4.	CAREER BESTS PTS: 24 vs. Kansas (12/4/11) REBS: 7 at Alabama State (12/17/11) ASTS: 6 vs. NW State (11/18/11)
PPG	RPG	APG	SPG	BPG	MPG												
13.3	2.9	2.1	1.4	0.1	32.6												
5		CELISCIA (sah-LEE-sha) FARMER 6-0 • Jr. • G • Madison, Wis.	<table><tr><th>PPG</th><th>RPG</th><th>APG</th><th>SPG</th><th>BPG</th><th>MPG</th></tr><tr><td>2.9</td><td>2.9</td><td>0.3</td><td>0.3</td><td>0.3</td><td>12.8</td></tr></table>	PPG	RPG	APG	SPG	BPG	MPG	2.9	2.9	0.3	0.3	0.3	12.8	<i>Notes:</i> Added five rebounds, four points and one block in 26 minutes against Georgia Southern ... had nine points and a career-high eight rebounds in the Tide's season-opening win over Nicholls State.	CAREER BESTS PTS: 21 vs. Tennessee (2/18/10) REBS: 8 vs. Nicholls State (11/12/11) ASTS: 5 vs. Kentucky (1/30/11)
PPG	RPG	APG	SPG	BPG	MPG												
2.9	2.9	0.3	0.3	0.3	12.8												
10		MEGHAN PERKINS 5-11 • Jr. • G • Montgomery, Ala.	<table><tr><th>PPG</th><th>RPG</th><th>APG</th><th>SPG</th><th>BPG</th><th>MPG</th></tr><tr><td>10.5</td><td>4.3</td><td>1.4</td><td>1.7</td><td>0.9</td><td>25.8</td></tr></table>	PPG	RPG	APG	SPG	BPG	MPG	10.5	4.3	1.4	1.7	0.9	25.8	<i>Notes:</i> Notched her first double-double with 19 pts. and 10 rebs. vs. Air Force on Dec. 30 ... recorded 17 pts. in the win over Kansas on Dec. 4 ... led Alabama in scoring and rebs with 22 pts. and nine rebounds against Northwestern State.	CAREER BESTS PTS: 22 vs. Northwestern St. (11/18/11) REBS: 10 vs. Air Force (12/30/11) ASTS: 4 vs. Nicholls State (11/12/11)
PPG	RPG	APG	SPG	BPG	MPG												
10.5	4.3	1.4	1.7	0.9	25.8												
12		SHAFONTAYE MYERS 5-8 • Soph. • G • Newbern, Ala.	<table><tr><th>PPG</th><th>RPG</th><th>APG</th><th>SPG</th><th>BPG</th><th>MPG</th></tr><tr><td>5.3</td><td>3.1</td><td>1.4</td><td>1.8</td><td>0.0</td><td>20.3</td></tr></table>	PPG	RPG	APG	SPG	BPG	MPG	5.3	3.1	1.4	1.8	0.0	20.3	<i>Notes:</i> Scored a career-high 16 points and added five rebound and four steals in the win at Alabama State ... scored eight points and added six rebounds, two steals and one assist in 27 minutes against Georgia Southern.	CAREER BESTS PTS: 16 at Alabama State (12/17/11) REBS: 7 vs. Air Force (12/30/11) ASTS: 4, twice
PPG	RPG	APG	SPG	BPG	MPG												
5.3	3.1	1.4	1.8	0.0	20.3												
14		ERIN HOGUE (Rhymes with Rogue) 6-0 • Jr. • G/F • Birmingham, Ala.	<table><tr><th>PPG</th><th>RPG</th><th>APG</th><th>SPG</th><th>BPG</th><th>MPG</th></tr><tr><td>5.6</td><td>6.8</td><td>0.4</td><td>0.9</td><td>0.1</td><td>21.0</td></tr></table>	PPG	RPG	APG	SPG	BPG	MPG	5.6	6.8	0.4	0.9	0.1	21.0	<i>Notes:</i> Scored a career-high 16 against Presbyterian ... recorded her first career double-double with 10 points and 11 rebounds in the win over Southeastern Louisiana ... registered a career-high 18 rebounds in the win over Louisiana Tech.	CAREER BESTS PTS: 16 vs. Presbyterian (12/19/11) REBS: 18 vs. Louisiana Tech (11/26/11) ASTS: 1, five times
PPG	RPG	APG	SPG	BPG	MPG												
5.6	6.8	0.4	0.9	0.1	21.0												
15		ERIKA WATERS 5-6 • Soph. • G • Lawrenceville, Ga.	<table><tr><th>PPG</th><th>RPG</th><th>APG</th><th>SPG</th><th>BPG</th><th>MPG</th></tr><tr><td>0.0</td><td>0.7</td><td>0.0</td><td>0.0</td><td>0.0</td><td>3.7</td></tr></table>	PPG	RPG	APG	SPG	BPG	MPG	0.0	0.7	0.0	0.0	0.0	3.7	<i>Notes:</i> Joined the team as a walk on last season but has not seen any game action ... saw her first game action against Northwestern State on Nov. 18, 2011.	CAREER BESTS PTS: --- REBS: 1, twice ASTS: ---
PPG	RPG	APG	SPG	BPG	MPG												
0.0	0.7	0.0	0.0	0.0	3.7												
21		KYRA (KY-rah) CROSBY 6-1 • Jr. • F • Powder Springs, Ga.	<table><tr><th>PPG</th><th>RPG</th><th>APG</th><th>SPG</th><th>BPG</th><th>MPG</th></tr><tr><td>8.1</td><td>4.7</td><td>0.6</td><td>0.9</td><td>0.7</td><td>19.6</td></tr></table>	PPG	RPG	APG	SPG	BPG	MPG	8.1	4.7	0.6	0.9	0.7	19.6	<i>Notes:</i> Tied her career bests with 13 points and seven rebounds in the win over Air Force ... scored a career-best 13 points at North Texas in her first game back from injury ... had 11 points and seven rebounds at Central Arkansas.	CAREER BESTS PTS: 13, twice REBS: 7, twice ASTS: 2, twice
PPG	RPG	APG	SPG	BPG	MPG												
8.1	4.7	0.6	0.9	0.7	19.6												
22		KHRISTIN LEE 5-9 • Soph. • G • Birmingham, Ala.	<table><tr><th>PPG</th><th>RPG</th><th>APG</th><th>SPG</th><th>BPG</th><th>MPG</th></tr><tr><td>4.8</td><td>3.2</td><td>2.8</td><td>1.0</td><td>0.2</td><td>22.4</td></tr></table>	PPG	RPG	APG	SPG	BPG	MPG	4.8	3.2	2.8	1.0	0.2	22.4	<i>Notes:</i> Had a career-high six assists, seven points and one steal against Old Dominion ... recorded four assists, four rebounds, three points and one steal in the Tide's win over Northwestern State.	CAREER BESTS PTS: 13 vs. Providence (11/27/10) REBS: 7, two times ASTS: 6, two times
PPG	RPG	APG	SPG	BPG	MPG												
4.8	3.2	2.8	1.0	0.2	22.4												
23		ERICKA RUSSELL 5-7 • Sr. • G • Tuscaloosa, Ala.	<table><tr><th>PPG</th><th>RPG</th><th>APG</th><th>SPG</th><th>BPG</th><th>MPG</th></tr><tr><td>10.3</td><td>2.3</td><td>1.1</td><td>1.4</td><td>0.0</td><td>27.4</td></tr></table>	PPG	RPG	APG	SPG	BPG	MPG	10.3	2.3	1.1	1.4	0.0	27.4	<i>Notes:</i> 2011 Paradise Jam Island Division MVP ... Preseason All-SEC Second Team ... Lowe's Senior CLASS Award candidate ... had 29 points and three steals against Old Dominion ... entered the 1,000 Point Club on Nov. 12, 2011.	CAREER BESTS PTS: 30 vs. Georgia (3/4/10) REBS: 9 vs. Southeastern La. (11/24/09) ASTS: 7 vs. Florida (1/21/10)
PPG	RPG	APG	SPG	BPG	MPG												
10.3	2.3	1.1	1.4	0.0	27.4												
25		BRIANA HUTCHEN 6-1 • Soph. • F • Baltimore, Md.	<table><tr><th>PPG</th><th>RPG</th><th>APG</th><th>SPG</th><th>BPG</th><th>MPG</th></tr><tr><td>---</td><td>---</td><td>---</td><td>---</td><td>---</td><td>---</td></tr></table>	PPG	RPG	APG	SPG	BPG	MPG	---	---	---	---	---	---	<i>Notes:</i> Will sit out the 2011-12 season after transferring from Rutgers University ... appeared in 28 games as a freshman for the Scarlet Knights ... averaged 1.2 points and 1.5 rebounds.	CAREER BESTS PTS: --- REBS: --- ASTS: ---
PPG	RPG	APG	SPG	BPG	MPG												
---	---	---	---	---	---												
30		BRITTANY JACK 6-0 • Soph. • F • Suwanee, Ga.	<table><tr><th>PPG</th><th>RPG</th><th>APG</th><th>SPG</th><th>BPG</th><th>MPG</th></tr><tr><td>---</td><td>---</td><td>---</td><td>---</td><td>---</td><td>---</td></tr></table>	PPG	RPG	APG	SPG	BPG	MPG	---	---	---	---	---	---	<i>Notes:</i> Will sit out the 2011-12 season after transferring from Samford University ... shot 46.7 percent from the floor and 70.0 percent from the free throw line for the Bulldogs as a freshman.	CAREER BESTS PTS: --- REBS: --- ASTS: ---
PPG	RPG	APG	SPG	BPG	MPG												
---	---	---	---	---	---												
33		JESSICA MERRITT 5-8 • Jr. • G • Talladega, Ala.	<table><tr><th>PPG</th><th>RPG</th><th>APG</th><th>SPG</th><th>BPG</th><th>MPG</th></tr><tr><td>5.2</td><td>2.2</td><td>0.9</td><td>1.0</td><td>0.0</td><td>19.2</td></tr></table>	PPG	RPG	APG	SPG	BPG	MPG	5.2	2.2	0.9	1.0	0.0	19.2	<i>Notes:</i> Added 12 points, three rebounds, two steals and one assist at North Texas ... had 12 points, three rebounds, one assist and one steal in her first game back from injury against Southeastern Louisiana.	CAREER BESTS PTS: 12, three times REBS: 3, six times ASTS: 2, two times
PPG	RPG	APG	SPG	BPG	MPG												
5.2	2.2	0.9	1.0	0.0	19.2												
40		KANEISHA (kah-NEE-sha) HORN 6-1 • Soph. • F • Birmingham, Ala.	<table><tr><th>PPG</th><th>RPG</th><th>APG</th><th>SPG</th><th>BPG</th><th>MPG</th></tr><tr><td>---</td><td>---</td><td>---</td><td>---</td><td>---</td><td>---</td></tr></table>	PPG	RPG	APG	SPG	BPG	MPG	---	---	---	---	---	---	<i>Notes:</i> Sidelined indefinitely after having surgery to repair her ACL ... 2011 All-SEC Freshman Team ... SEC Freshman of the Week on Nov. 29 ... started in 29 of the Tide's 33 games last season.	CAREER BESTS PTS: 21 at Florida (1/27/11) REBS: 12 at Mississippi State (2/3/11) ASTS: 3 vs. Kentucky (1/30/11)
PPG	RPG	APG	SPG	BPG	MPG												
---	---	---	---	---	---												

2011-12 ALABAMA QUICK FACTS

Founded	1831
Location	Tuscaloosa, Alabama
Enrollment	31,747
Nickname	Crimson Tide
Colors	Crimson and White
President	Dr. Robert Witt
Athletics Director	Mal Moore
Sr. Associate AD/SWA	Marie Robbins
Conference	Southeastern
Ticket Office Phone	877-TIDETIX
Basketball Facility	Foster Auditorium
Capacity	3,800

BASKETBALL QUICK FACTS

Head Coach	Wendell Hudson, Alabama '73
UA Record	53-55 (.491), Fourth Season
Career Record	292-182 (.616)
Associate Head Coach	Ty Evans, Wis.-Whitewater '95
Assistant Coaches	Leah Drury, Alabama '07 Robert Mosley, Miles '99
Dir. of Basketball Ops.	Keisha McClinic, MTSU '05
Dir. of Player Development	Martha King, Trinity '08
Basketball Office	(205) 348-7077
2010-11 Record	18-15
2010-11 SEC Record	5-11/10th
Postseason Play	WNIT Round of 16
Starters Returning/Lost	2/3
Letterwinners Returning/Lost	7/5

PROGRAM QUICK FACTS

Inaugural Year	1974
All-Time Record	642-466 (.579)
All-Time SEC Record	130-216 (.376)
All-Time Home Record	308-135 (.695)
Years in NCAA Tournament	10
Tournament Record	16-10 (.615)
Years in NIT	4
Tournament Record	5-4 (.556)
SEC Tournament Appearances	30
All-Americans	6 with 36 honors
All-SEC Players	38
SEC Player of the Year	1
All-SEC Freshmen	10
SEC Freshman of the Year	1

ATHLETICS COMMUNICATIONS

Associate AD/Ath. Communications	Doug Walker
Associate AD/FB Communications	Jeff Purinton
Associate Ath. Comm. Director	Josh Maxson
	Ty Patton
	Roots Woodruff
Assistant Ath. Communications Directors	Rich Davi
	Jessica Paré (WBB CONTACT)
	Skip Powers
Publications Director	Brent Hollingsworth
Administrative Assistant	Mandy Stewart

Mailing Address:
Coleman Coliseum
Box 870391
Tuscaloosa, AL 35487

ALABAMA ROSTER
LAST GAME STARTERS

No.	Name	Position	Height	Year	Hometown	PPG	RPG	APG	FG%	3FG%	FT%
3	Jasmine Robinson	G	5-7	Soph.	Memphis, Tenn.	13.3	2.9	2.1	.407	.378	.632
10	Meghan Perkins	G	5-11	Jr.	Montgomery, Ala.	10.5	4.3	1.4	.477	.000	.775
12	Shafontaye Myers	G	5-8	Soph.	Newbern, Ala.	5.3	3.1	1.4	.311	.286	.667
21	Kyra Crosby	F	6-1	Jr.	Powder Springs, Ga.	8.1	4.7	0.6	.382	.000	.469
23	Ericka Russell	G	5-7	Sr.	Tuscaloosa, Ala.	10.3	2.3	1.1	.363	.319	.611

RESERVES

No.	Name	Position	Height	Year	Hometown	PPG	RPG	APG	FG%	3FG%	FT%
1	Aneesah Daniels	F	6-0	Fr.	Decatur, Ga.	6.8	5.8	0.5	.451	.000	.560
2	Kristin Bush	G	5-7	Soph.	Huntsville, Ala.	0.0	0.0	0.5	.000	.000	.000
5	Celiscia Farmer	G	6-0	Jr.	Madison, Wis.	2.9	2.9	0.3	.350	.231	.667
14	Erin Hogue	G/F	6-0	Jr.	Birmingham, Ala.	5.6	6.8	0.4	.440	.000	.581
15	Erika Waters	G	5-6	Soph.	Lawrenceville, Ga.	0.0	0.7	0.0	.000	.000	.000
22	Khristin Lee	G	5-9	Soph.	Birmingham, Ala.	4.8	3.2	2.8	.310	.000	.660
33	Jessica Merritt	G	5-8	Jr.	Talladega, Ala.	5.2	2.2	0.9	.426	.400	.667

AUBURN ROSTER
LAST GAME STARTERS

No.	Name	Position	Height	Year	Hometown	PPG	RPG	APG	FG%	3FG%	FT%
00	Hasina Muhammad	G	6-1	Fr.	Memphis, Tenn.	10.4	3.6	1.1	.447	.476	.429
02	Morgan Jennings	G	5-8	Sr.	Atlanta, Ga.	4.9	3.9	3.9	.347	.000	.516
04	Parrisha Simmons	G	6-0	Sr.	Macon, Ga.	3.7	6.3	1.0	.294	.000	.640
14	Blanche Alverson	G/F	6-3	Jr.	Andalusia, Ala.	8.9	4.6	1.0	.383	.387	.857
23	Chantel Hilliard	F/C	6-2	Sr.	Biloxi, Miss.	6.5	4.3	0.5	.589	.000	.455

RESERVES

No.	Name	Position	Height	Year	Hometown	PPG	RPG	APG	FG%	3FG%	FT%
3	Najat Ouardad	G	5-1	Jr.	Orleans, France	2.9	1.9	3.0	.294	.231	.500
11	Courtney Strain	G	5-9	Soph.	Woodland, Ala.	1.7	0.4	0.3	.174	.000	1.00
20	Pascale West	C	6-8	Jr.	LaGrange, Ga.	0.4	1.0	0.1	.200	.000	1.00
22	Camille Glymph	G	5-10	Soph.	Greenville, S.C.	9.9	1.9	1.3	.351	.333	.882
25	Jassany Williams	F	6-2	Soph.	Davie, Fla.	3.9	3.6	0.2	.489	.000	.563
32	Tyrese Tanner	G/F	6-1	Soph.	Birmingham, Ala.	10.0	4.1	1.1	.384	.263	.684
34	Peyton Davis	C	6-5	Soph.	Pinson, Ala.	0.0	1.7	0.1	.000	.000	.000

CATEGORY LEADERS

Alabama				Auburn			
Jasmine Robinson	13.3	Points Per Game	10.4	Hasina Muhammad			
Erin Hogue	6.8	Rebounds Per Game	6.3	Parrisha Simmons			
Khristin Lee	2.8	Assists Per Game	3.9	Morgan Jennings			
Shafontaye Myers	1.8	Steals Per Game	1.5	Najat Ouardad			
Meghan Perkins	0.9	Blocks Per Game	2.3	Jassany Williams			
Meghan Perkins	.477	Field Goal Percentage	.589	Chantel Hilliard			
Jasmine Robinson	70	Field Goals	63	Hasina Muhammad			
Jasmine Robinson	172	Field Goal Attempt	141	Hasina Muhammad			
Jasmine Robinson	.378	3-Point Field Goal Percentage	.476	Hasina Muhammad			
Ericka Russell	29	3-Point Field Goals	29	Camille Glymph			
Ericka Russell	91	3-Point Field Goal Attempts	87	Camille Glymph			
Meghan Perkins	.775	Free Throw Percentage	.882	Camille Glymph			
Jasmine Robinson	43	Free Throws	39	Tyrese Tanner			
Jasmine Robinson	68	Free Throw Attempts	57	Tyrese Tanner			
Jasmine Robinson	32.6	Minutes Per Game	27.6	Morgan Jennings			

ON THE BENCH

ALABAMA RECORD WHEN...

	All	SEC
Leading at the half	8-0	---
Trailing at the half	2-5	---
Playing overtime	1-0	---
Shooting 50% or better	---	---
Shooting less than 50%	10-5	---
Opp. Shooting 50% or better	0-1	---
Opp. Shooting 50% or less	10-4	---
Leading in rebounds	9-0	---
Opponent leads in rebounds	1-5	---
Teams tied in rebounds	---	---
UA has 10 or more steals	5-3	---
UA shooting >70% FT	3-2	---
UA bench outscores opp. bench	7-3	---
Opponent bench outscores UA	3-2	---
Benches tied in scoring	---	---
Scoring less than 50 points	0-2	---
Scoring 50-59 points	0-1	---
Scoring 60-69 points	6-1	---
Scoring 70-79 points	2-1	---
Scoring 80-89 points	2-0	---
Scoring 90-99 points	---	---
Scoring more than 100 points	---	---
Allowing less than 50 points	3-0	---
Allowing 50-59 points	6-1	---
Allowing 60-69 points	0-2	---
Allowing 70-79 points	1-2	---
Allowing 80-89 points	---	---
Allowing 90-99 points	---	---
Allowing more than 100 points	---	---
Playing at Foster Auditorium	7-0	---
Playing on the road	1-4	---
Playing at a neutral site	2-1	---
Game is decided by 1-4 points	1-1	---
Game is decided by 5-10 points	3-1	---
Game is decided by >10 pts	6-3	---
Playing in the evening	5-2	---
Playing in the afternoon	5-3	---
Playing on television	---	---
One player in double figures	0-1	---
Two players in double figures	3-0	---
Three players in double figures	4-4	---
Four+ players in double figures	3-0	---
Against Alabama schools	1-0	---
In November	5-2	---
In December	5-2	---
In January	0-1	---
In February	---	---
In March	---	---



WENDELL HUDSON
Head Coach

At the helm for the fourth season ... led the Tide to its first winning record in eight years last season ... helped Alabama to its first postseason appearance since 2002 when the Tide made the WNIT last season ... Alabama has averaged 12 more points per game since Hudson and his staff took over in 2008 ... Hudson also enjoyed a stellar playing career for Alabama being named the SEC MVP in 1973 ... was Alabama's first African American scholarship athlete.



LEAH DRURY
Assistant Coach

Back for her second season as an assistant coach on the Tide sidelines ... works primarily with the guards ... is also responsible for the team's academics, compliance, alumni relations and assists with recruiting and scouting ... spent one season as an assistant at Pensacola State College, helping the Pirates to a 24-6 record ... served as a graduate assistant for Alabama from 2007-09 after playing for the Tide ... went from walk-on to scholarship athlete for Alabama.



KEISHA MCCLINIC
Director of Operations

No stranger to the Alabama staff, but serving in her first season as Director of Operations ... spent two years as the Director of Player Development and the two prior as a graduate assistant ... also spent on year as a student assistant after finishing her playing career at Middle Tennessee State, helping the Blue Raiders to a 24-9 record and a trip to the NCAA Tournament ... as a player for MTSU, helped the Blue Raiders upset North Carolina in the first round of the 2004 NCAA Tournament.



TY EVANS
Associate Head Coach

Fifth season on the Alabama sidelines and second as associate head coach and recruiting coordinator ... helped the Tide sign a pair of top-20 recruiting classes in 2010 and 2011, which included Alabama's first McDonald's High School All-American in Kaneisha Horn ... has directly coaches an all-conference player in all but one season ... developing post players, has been recognized as one of the top assistants in the nation ... member of the Wisconsin-Whitewater Athletic Hall of Fame.



ROBERT MOSLEY
Assistant Coach

In his second season at Alabama after having an extremely successful high school coaching career at Ramsay High School in Birmingham that included four straight 5A State Championships ... works primarily with the post players, designs individual workouts, oversees the walk-ons and assists with recruiting and scouting ... named Coach of the Year by the National Federation of High School Coaches Association in 2006 ... member of the Miles College Sports Hall of Fame.



MARTHA KING
Director of Player Development

In her second season with the Tide and first as Director of Player Development ... served as the team's graduate assistant last season ... responsible for film exchange, team involvement with Athletes in Action and community service efforts, among other duties as assigned ... enjoyed a solid playing career at Trinity College, where she stands at No. 9 on the all-time blocks list ... helped the team advance to the NCAA Sweet 16 her senior season after winning the SCAC Conference Championship.

THE LAST TIME ALABAMA...

Scored 80 points:

80: Dec. 30, 2011 vs. Air Force (W, 80-45)

Scored 90 points:

92: Feb. 27, 2011 at Arkansas (W, 92-79)

Scored 100 points:

102: Dec. 2, 2006 vs. Savannah State (W, 102-48)

Had 50+ rebounds:

55: Dec. 30, 2011 vs. Air Force (21+34=55)

Hit 10+ three-pointers:

10: Feb. 1, 2009 at Vanderbilt (10-20)

Had 20+ assists:

23: Feb. 27, 2011 at Arkansas

Had 15 or fewer turnovers:

14: Dec. 30, 2011 vs. Air Force

Shot 50+ percent from the field:

.557: Feb. 27, 2011 at Arkansas (34-61)

Shot 80+ percent from the free throw line:

.833: Jan. 1, 2012 at South Carolina (5-6)

Won five or more consecutive games:

5: Nov. 12, 2010 - Nov. 23, 2010

HAD A PLAYER...

Score 30+ points:

31: Tierney Jenkins (Jan. 2, 2011 vs. Auburn)

Score 20+ points:

24: Jasmine Robinson (Dec. 4, 2011 vs. Kansas)

Make 10 field goals:

10: Jasmine Robinson (Dec. 4, 2011 vs. Kansas)

Have a double-double:

19 pts, 10 rebs: Meghan Perkins (Dec. 30, 2011 vs. Air Force)

Have 15+ rebounds:

18: Erin Hogue (Nov. 26, 2011 vs. Louisiana Tech)

Have 10 assists:

12: Dedrea Magee (Nov. 28, 2009 vs. CSU Bakersfield)

Have five steals:

6: Meghan Perkins (Nov. 24, 2011 vs. Old Dominion)

Have five blocks:

5: Tierney Jenkins (Dec. 1, 2010 vs. Alabama State)

Play 40 minutes:

41: Ericka Russell (Nov. 25, 2011 vs. Seton Hall in OT)

40: Meghan Perkins (Nov. 25, 2011 vs. Seton Hall in OT)



2011-12 CRIMSON TIDE EARLY SIGNEES

EMILY DAVIS

6-1 • Guard • Enterprise, Ala. • Enterprise HS
Starter for Enterprise High School since her freshman season ... where she has averaged 8.8 points, 3.9 rebounds 2.4 assists and 1.3 steals per game throughout her career ... Last season, put up bigger numbers all around, averaging 13.1 points, 6.6 rebounds and 4.5 assists per outing ... helped catapult the Lady Cats to 28 wins, setting a new school record, as well as a trip to the South Central Regional for the first time in program history ... Davis is also a standout volleyball and soccer player

NIKKI HEGSTETTER

6-2 • Forward • Kennesaw, Ga. • Harrison HS
Steady fixture in the Harrison High School basketball starting lineup since her freshman season ... Last season, led the team in nearly every category finishing with 13.5 points, 11.1 rebounds, 3.2 steals, 3.1 assists and 1.2 blocks per game ... Following her junior season, Hegstetter was selected to the Atlanta Journal Constitution Metro All-Area Girls Team as well as the All-Region First Team.

JASMINE STEELE

5-2 • Guard • Birmingham, Ala. • Midfield HS
Helped guide Midfield High School to three-straight Class 4A championship titles and an appearance in the state finals last season ... Steele, who has averaged 15.0 points, 6.0 assists, 6.0 rebounds and 5.0 steals per game, was the 2011 Birmingham News Metro Girls Player of the Year and a member of the All-Metro First Team ... earned the 4A Tournament MVP award as a sophomore and followed that up with a spot on the all-tournament team as a junior.

DANIELS EARNS SEC FRESHMAN OF THE WEEK NOD: Tide Freshman Aneesah Daniels had a productive trip at the 2011 Paradise Jam, earning her Southeastern Conference Freshman of the Week honors on November 28. The Decatur, Ga., native scored a career-high 13 points in Alabama's overtime win against Seton Hall. Eleven of the Tide's final 18 points came from Daniels in the victory. She also had a pair of offensive rebounds to keep the ball in Alabama's possession in overtime with less than 19 seconds on the clock. Daniels played a career-high 24 minutes against Seton Hall and averaged 8.3 points and 5.5 rebounds during the trip to the tournament.

GUARDS GETTING IT DONE ON OFFENSE: Alabama's guards have accounted for 739 of the Tide's 988 total points this season, good for 74.5 percent of the offensive production. Three are currently averaging double-figure points led by sophomore Jasmine Robinson, who averages 13.3 points per game, followed by junior Meghan Perkins (10.5 ppg) and senior Ericka Russell (10.3 ppg).

RUSSELL JOINS 1,000 POINT CLUB: In the Tide's season opener against Nicholls State, senior Ericka Russell notched the 1,000th point of her career at the Capstone. The milestone came at the 12:24 mark of the second half when Russell connected on a three-pointer to give her her 11th point of the contest. She became the 23rd member, ironically the same number she wears on her jersey, of Alabama's 1,000 Point Club.

RUSSELL NAMED TO PRESEASON ALL-SEC SECOND TEAM: Senior Ericka Russell was selected to the preseason All-Southeastern Conference Second Team by league coaches. This marks the second all-conference nod for Russell in her career, as she was named to the 2009 All-Freshman Team.

First Team All-SEC

C'eira Ricketts, Arkansas
Jasmine James, Georgia
Adia Mathies, Kentucky
LaSondra Barrett, LSU
Glory Johnson, Tennessee
Meighan Simmons, Tennessee
Shekinna Stricklen, Tennessee
Stephanie Holzer, Vanderbilt

Second Team All-SEC

ERICKA RUSSELL, ALABAMA

Sarah Watkins, Arkansas
Jasmine Hassell, Georgia
Adrienne Webb, LSU
Valencia McFarland, Ole Miss
La'Keisha Sutton, South Carolina
Ieasia Walker, South Carolina
Tiffany Clarke, Vanderbilt

TIDE PICKED TO FINISH 10TH IN THE SEC BY MEDIA AND COACHES: Alabama was picked to finish 10th in the Southeastern Conference this season by both the media and league coaches. The Tide finished 10th in the conference last season, posting an 18-15 overall mark and 5-11 record against SEC schools.

Preseason SEC Media Poll

School (Points)
1. Tennessee (120)
2. Kentucky (100)
3. Georgia (98)
4. LSU (96)
5. Florida (92)
6. Vanderbilt (85)
7. South Carolina (62)
8. Arkansas (57)
9. Auburn (39)
10. ALABAMA (29)
11. Mississippi State (25)
12. Mississippi (16)

Preseason SEC Coaches Poll

School (Points)
1. Tennessee (264)
2. Georgia (228)
3. Kentucky (212)
4. LSU (189)
5. Vanderbilt (172)
6. Florida (151)
7. Arkansas (142)
8. South Carolina (107)
9. Auburn (94)
10. ALABAMA (55)
11. Mississippi State (54)
12. Mississippi (48)


2011-12 ALABAMA SUPERLATIVES
DOUBLE-FIGURE SCORING

	Season	Career
Jasmine Robinson	12	20
Meghan Perkins	8	8
Ericka Russell	8	60
Jessica Merritt	4	4
Kyra Crosby	3	3
Aneesah Daniels	3	3
Erin Hogue	2	2
Khristin Lee	2	4
Shafontaye Myers	2	4
Kaneisha Horn	0	10
Celiscia Farmer	0	5

DOUBLE-FIGURE REBOUNDS

	Season	Career
Erin Hogue	4	4
Aneesah Daniels	2	2
Meghan Perkins	1	1
Kaneisha Horn	0	2

DOUBLE-DOUBLES

Meghan Perkins: 1 this season, 1 career
12/30/11 vs. Air Force (19 pts./10 rebs.)

Erin Hogue: 1 this season, 1 career
12/2/11 vs. Southeastern La. (10 pts./11 rebs.)

Kaneisha Horn: 1 career
2/3/11 at Mississippi State (11 pts./12 rebs.)

CAREER RECORD WATCH
THREE-POINT FIELD GOALS MADE

1	Betsy Harris	272
2	Beth Vice	270
3	Niesa Johnson	265
4	ERICKA RUSSELL	207

THREE-POINT FIELD GOALS ATTEMPTS

1	Niesa Johnson	761
2	Betsy Harris	729
3	Beth Vice	719
4	ERICKA RUSSELL	683

GAME

Most points scored	80 vs. Air Force (Dec. 30, 2011)
	80 vs. Kansas (Dec. 4, 2011)
Fewest points scored	42 at South Carolina (Jan. 1, 2012)
Most points allowed	79 by NC State (Dec. 11, 2011)
Fewest points allowed	34 by Georgia Southern (Nov. 21, 2011)
Best FG percentage	.457 (32-70) vs. Kansas (Dec. 4, 2011)
Worst FG percentage	.311 (19-61) vs. Seton Hall (Nov. 25, 2011)
Best FG percentage by opponent	.574 (27-47) by Old Dominion (Nov. 24, 2011)
Worst FG percentage by opponent	.200 (8-40) by Georgia Southern (Nov. 21, 2011)
Most rebounds	55 (21-34) vs. Air Force (Dec. 30, 2011)
Fewest Rebounds	22 (5-17) at South Carolina (Jan. 1, 2012)
Most rebounds by opponent	52 (22-30) by NC State (Dec. 11, 2011)
Fewest rebounds by opponent	27 (9-18) by Presbyterian (Dec. 19, 2011)

FIRST HALF

Most points scored	44 vs. Old Dominion (Nov. 24, 2011)
	44 vs. Georgia Southern (Nov. 21, 2011)
Fewest points scored	15 at South Carolina (Jan. 1, 2012)
Most points allowed	46 by Old Dominion (Nov. 24, 2011)
Fewest points allowed	18 by Georgia Southern (Nov. 21, 2011)
Best FG percentage	.500 (18-36) vs. Georgia Southern (Nov. 21, 2011)
Worst FG percentage	.250 (6-24) vs. Presbyterian (Dec. 19, 2011)
Best FG percentage by opponent	.682 (15-22) by Old Dominion (Nov. 24, 2011)
Worst FG percentage by opponent	.207 (6-29) by Central Arkansas (Nov. 15, 2011)
Most rebounds	25 (9-16) vs. Northwestern State (Nov. 18, 2011)
Fewest Rebounds	12 (1-11) at NC State (Dec. 11, 2011)
	12 (7-5) vs. Old Dominion (Nov. 24, 2011)
Most rebounds by opponent	26 (12-14) by NC State (Dec. 11, 2011)
	26 (11-15) by Central Arkansas (Nov. 15, 2011)
Fewest rebounds by opponent	14 (2-12) by Old Dominion (Nov. 24, 2011)
	14 (4-10) by Georgia Southern (Nov. 21, 2011)

SECOND HALF

Most points scored	44 vs. Presbyterian (Dec. 19, 2011)
Fewest points scored	26 at Central Arkansas (Nov. 15, 2011)
Most points allowed	43 by Kansas (Dec. 4, 2011)
Fewest points allowed	16 by Georgia Southern (Nov. 21, 2011)
Best FG percentage	.630 (17-27) vs. Presbyterian (Dec. 19, 2011)
Worst FG percentage	.306 (11-36) vs. Old Dominion (Nov. 24, 2011)
Best FG percentage by opponent	.560 (14-25) by South Carolina (Jan. 1, 2012)
Worst FG percentage by opponent	.136 (3-22) by Georgia Southern (Nov. 21, 2011)
Most rebounds	32 (15-17) vs. Air Force (Dec. 30, 2011)
Fewest Rebounds	9 (3-6) at South Carolina (Jan. 1, 2012)
Most rebounds by opponent	26 (10-16) by NC State (Dec. 11, 2011)
Fewest Rebounds by opponent	10 (3-7) by Presbyterian (Dec. 19, 2011)

MISCELLANEOUS

Largest margin of victory	35 (80-45) vs. Air Force (Dec. 30, 2011)
Smallest margin of victory	4 (80-76) vs. Kansas (Dec. 4, 2011)
Largest margin in a loss	26 (68-42) at South Carolina (Jan. 1, 2012)
Smallest margin in a loss	1 (77-76) vs. Old Dominion (Nov. 24, 2011)
Largest lead at halftime	26 (44-18) vs. Georgia Southern (Nov. 21, 2011)
Largest deficit at halftime	15 (41-26) at NC State (Dec. 11, 2011)
Largest rebounding margin	13 (46-33) at Alabama State (Dec. 17, 2011)
	13 (44-31) vs. Georgia Southern (Nov. 21, 2011)
Smallest rebounding margin	1 (40-39) vs. Southeastern Louisiana (Dec. 2, 2011)
Largest rebounding margin for an opponent	26 (52-26) by NC State (Dec. 11, 2011)



PLAYER GAME-BY-GAME (POINTS-REBOUNDS-ASSISTS)

Opponent	1 Daniels	2 Bush	3 Robinson	5 Farmer	10 Perkins	12 Myers	14 Hogue	15 Waters	21 Crosby	22 Lee	23 Russell	33 Merritt
Nicholls State	7-10-2	DNP	5-4-2	9-8-1	13-2-4	5-4-0	4-4-0	DNP	9-6-2	9-7-0	11-2-1	0-3-1
at Central Arkansas	0-4-0	DNP	13-2-1	0-6-0	10-3-1	0-1-0	6-3-0	DNP	11-7-0	0-4-2	4-3-0	2-1-2
Northwestern State	4-6-0	0-0-1	20-3-6	7-6-1	22-9-0	5-3-2	2-8-2	0-0-0	INJ	3-4-4	15-2-2	INJ
Georgia Southern	7-9-0	0-0-0	14-3-2	4-5-0	7-5-1	8-6-1	8-4-2	0-1-0	INJ	4-2-2	15-5-1	INJ
vs. Old Dominion	7-6-0	DNP	13-5-5	0-0-0	13-3-2	0-1-1	7-11-0	DNP	INJ	7-1-6	29-0-0	INJ
vs. Seton Hall	13-3-0	DNP	11-0-1	DNP	6-5-3	3-0-0	7-10-0	DNP	INJ	10-5-1	12-5-1	INJ
vs. Louisiana Tech	6-4-0	DNP	19-5-1	2-2-0	8-0-2	0-0-1	9-18-0	DNP	INJ	11-0-4	12-6-4	INJ
Southeastern Louisiana	10-3-1	DNP	13-5-3	0-0-1	8-8-1	2-3-0	10-11-0	DNP	INJ	2-4-6	12-0-0	12-3-1
Kansas	9-13-1	DNP	24-5-0	DNP	17-6-1	5-1-1	4-5-1	DNP	INJ	2-5-4	7-2-0	12-3-0
at North Texas	2-3-0	DNP	3-1-1	DNP	11-3-1	9-4-4	2-6-1	DNP	13-4-2	4-2-0	7-3-2	12-3-1
at NC State	6-3-1	DNP	11-0-1	2-2-0	3-3-2	11-4-2	2-4-0	DNP	INJ	5-2-2	6-2-1	11-1-0
at Alabama State	10-7-1	DNP	19-7-3	0-0-0	6-1-0	16-5-2	2-9-0	DNP	4-2-0	5-2-1	2-1-1	0-2-0
Presbyterian	9-7-0	DNP	11-3-3	3-0-0	10-5-1	3-5-2	16-3-0	DNP	2-3-0	0-1-2	11-1-2	0-0-2
Air Force	8-6-1	INJ	8-0-1	8-5-1	19-10-2	9-7-3	5-5-0	0-1-0	13-7-0	5-6-5	2-1-0	3-3-0
at South Carolina	4-3-1	INJ	16-0-1	0-1-0	4-2-0	4-3-2	0-1-0	DNP	5-4-0	DNP	9-0-1	0-3-2

POINT PRODUCTION

Opponent	Back Court	Front Court	Starters	Reserves	Senior	Juniors	Sophomores	Freshman
Nicholls State	52	20	38	34	11	35	19	7
at Central Arkansas	29	17	23	23	4	29	13	0
Northwestern State	72	6	66	12	15	31	28	4
Georgia Southern	52	15	44	23	15	19	26	7
vs. Old Dominion	62	14	62	14	29	20	20	7
vs. Seton Hall	42	20	46	16	12	13	24	13
vs. Louisiana Tech	52	15	59	8	12	19	30	6
Southeastern Louisiana	49	20	45	24	12	30	17	10
Kansas	67	13	54	26	7	33	31	9
at North Texas	46	17	27	36	7	38	16	2
at NC State	46	11	32	25	6	18	27	6
at Alabama State	48	16	42	22	2	12	40	10
Presbyterian	35	30	41	24	11	31	14	9
Air Force	54	26	47	33	2	48	22	8
at South Carolina	33	9	38	4	9	9	20	4
TOTALS	739	249	664	324	154	385	347	102

**GAME-BY-GAME HIGHS**

Opponent	Result	Points	Rebounds	Assists	Steals	Blocked Shots
Nicholls State	W, 72-51	Meghan Perkins, 13	Aneesah Daniels, 10	Meghan Perkins, 4	Meghan Perkins, 2	Four with, 1
at Central Arkansas	L, 46-58	Jasmine Robinson, 13	Kyra Crosby, 7	Two with, 2	Jasmine Robinson, 4	Two with, 1
Northwestern State	W, 78-52	Meghan Perkins, 22	Meghan Perkins, 9	Jasmine Robinson, 6	Shafontaye Myers, 4	Two with, 1
Georgia Southern	W, 67-34	Ericka Russell, 15	Aneesah Daniels, 9	Three with, 2	Two with, 2	Meghan Perkins, 2
vs. Old Dominion	L, 76-77	Ericka Russell, 29	Erin Hogue, 11	Khristin Lee, 6	Meghan Perkins, 6	None
vs. Seton Hall	W, 62-56 (OT)	Aneesah Daniels, 13	Erin Hogue, 10	Meghan Perkins, 3	Two with, 3	None
vs. Louisiana Tech	W, 67-59	Jasmine Robinson, 19	Erin Hogue, 18	Two with, 4	Ericka Russell, 4	Meghan Perkins, 1
Southeastern Louisiana	W, 69-56	Jasmine Robinson, 13	Erin Hogue, 11	Khristin Lee, 6	Two with, 2	Khristin Lee, 1
Kansas	W, 80-76	Jasmine Robinson, 24	Aneesah Daniels, 13	Khristin Lee, 4	Ericka Russell, 3	Meghan Perkins, 3
at North Texas	L, 63-69	Kyra Crosby, 13	Erin Hogue, 6	Shafontaye Myers, 4	Jessica Merritt, 2	Two with, 1
at NC State	L, 57-79	Three with 11	Two with 4	Three with 2	Four with 2	Meghan Perkins, 2
at Alabama State	W, 64-54	Jasmine Robinson, 19	Erin Hogue, 9	Jasmine Robinson, 3	Shafontaye Myers, 4	Kyra Crosby, 1
Presbyterian	W, 65-47	Erin Hogue, 16	Aneesah Daniels, 7	Jasmine Robinson, 3	Four with 2	Aneesah Daniels, 2
Air Force	W, 80-45	Meghan Perkins, 19	Meghan Perkins, 10	Khristin Lee, 5	Meghan Perkins, 4	Two with 2
at South Carolina	L, 42-68	Jasmine Robinson, 16	Kyra Crosby, 4	Two with 2	Two with 3	Three with 1

MISCELLANEOUS STATS (ALABAMA/OPPONENT)

Opponent	Largest Lead	Largest Deficit	Lead Changes	Ties	Largest Run	Pts. in the Paint	Pts. of TOs	2nd Chance	Fast Break
Nicholls State	21 (2nd-:42)	3 (1st-12:55)	4	3	21-6 (2nd half)	32-24	22-11	14-13	4-10
at Central Arkansas	3 (1st-16:50)	12 (2nd-:16)	5	2	8-2 (1st half)	38-28	14-15	16-21	6-0
Northwestern State	31 (2nd-4:01)	2 (1st-20:00)	1	0	15-3 (1st half)	36-18	24-12	24-16	10-8
Georgia Southern	36 (2nd-5:34)	None	0	0	18-0 (1st half)	32-6	32-7	18-2	10-0
vs. Old Dominion	4 (2nd-15:34)	15 (1st-8:28)	14	8	19-7 (1st half)	26-38	23-15	13-6	25-15
vs. Seton Hall	10 (2nd-9:54)	5 (2nd-17:54)	7	7	14-4 (2nd half)	24-20	22-2	10-13	16-9
vs. Louisiana Tech	13 (1st-6:24)	2 (1st-19:52)	1	2	15-3 (1st half)	32-30	25-13	13-2	11-11
Southeastern Louisiana	20 (2nd-10:29)	None	0	1	11-0 (2nd half)	34-30	21-4	10-13	14-8
Kansas	13 (2nd-10:36)	2 (1st-18:24)	1	1	12-2 (1st half)	48-38	12-10	10-11	10-8
at North Texas	9 (1st-10:12)	10 (2nd-12:24)	5	8	12-3 (1st half)	32-30	18-18	8-16	10-4
at NC State	None	34 (2nd-10:49)	0	0	14-1 (2nd half)	22-46	14-28	3-18	8-14
at Alabama State	12 (2nd-7:41)	9 (1st-9:54)	3	4	24-9 (1st half)	26-20	21-13	21-10	0-0
Presbyterian	18 (2nd-0:44)	7 (1st-0:24)	9	6	18-2 (2nd half)	28-16	25-11	10-6	10-0
Air Force	39 (2nd-5:36)	2 (1st-19:36)	1	3	16-2 (2nd half)	40-6	18-8	16-7	33-22
at South Carolina	2 (1st-19:38)	26 (2nd-:13)	1	3	4-0 (2nd half)	26-40	10-18	5-18	4-6
TOTALS	----	----	----	----	----	476-390	301-285	191-272	171-115


STARTING LINEUPS

Opponent	Result	GUARD	GUARD	GUARD	GUARD/FORWARD	FORWARD
Nicholls State	W, 72-51	Khristin Lee	Ericka Russell	Jasmine Robinson	Celiscia Farmer	Erin Hogue
at Central Arkansas	L, 46-58	Khristin Lee	Ericka Russell	Jasmine Robinson	Celiscia Farmer	Erin Hogue
Northwestern State	W, 78-52	Jasmine Robinson	Ericka Russell	Meghan Perkins	Celiscia Farmer	Erin Hogue
Georgia Southern	W, 67-34	Khristin Lee	Ericka Russell	Jasmine Robinson	Celiscia Farmer	Meghan Perkins
vs. Old Dominion	L, 76-77	Khristin Lee	Ericka Russell	Jasmine Robinson	Celiscia Farmer	Meghan Perkins
vs. Seton Hall	W, 62-56 (OT)	Khristin Lee	Ericka Russell	Jasmine Robinson	Meghan Perkins	Erin Hogue
vs. Louisiana Tech	W, 67-59	Khristin Lee	Ericka Russell	Jasmine Robinson	Meghan Perkins	Erin Hogue
Southeastern Louisiana	W, 69-56	Khristin Lee	Ericka Russell	Jasmine Robinson	Meghan Perkins	Erin Hogue
Kansas	W, 80-76	Khristin Lee	Ericka Russell	Jasmine Robinson	Meghan Perkins	Erin Hogue
at North Texas	L, 63-69	Khristin Lee	Ericka Russell	Jasmine Robinson	Meghan Perkins	Erin Hogue
at NC State	L, 57-79	Khristin Lee	Ericka Russell	Jasmine Robinson	Meghan Perkins	Erin Hogue
at Alabama State	W, 64-54	Khristin Lee	Ericka Russell	Jasmine Robinson	Meghan Perkins	Aneesah Daniels
Presbyterian	W, 65-47	Khristin Lee	Ericka Russell	Jasmine Robinson	Meghan Perkins	Aneesah Daniels
Air Force	W, 80-45	Khristin Lee	Ericka Russell	Jasmine Robinson	Meghan Perkins	Kyra Crosby
at South Carolina	L, 42-68	Shafontaye Myers	Ericka Russell	Jasmine Robinson	Meghan Perkins	Kyra Crosby

AP TOP 25 POLL (WEEK 8)

School (First Place Votes)	Record	Points
1 Baylor (39)	13-0	975
2 Connecticut	11-1	925
3 Notre Dame	13-1	903
4 Stanford	11-1	860
5 Maryland	13-0	818
6 Tennessee	9-3	745
7 Duke	9-2	717
8 Ohio State	14-0	670
9 Texas A&M	9-2	647
10 Rutgers	11-2	586
11 Kentucky	12-2	560
12 Miami (FL)	11-2	540
13 Texas Tech	12-0	522
14 Louisville	12-2	487
15 Georgetown	12-2	481
16 Georgia	12-2	356
17 Green Bay	12-0	337
18 Purdue	11-3	233
19 Nebraska	12-1	224
20 DePaul	13-2	222
21 Delaware	10-1	201
22 Penn State	10-3	188
23 Texas	10-2	175
24 Vanderbilt	12-1	102
25 North Carolina	10-2	99

OTHERS RECEIVING VOTES

Gonzaga 12, Virginia 11, LSU 6, South Carolina 3, Georgia Tech 2, Kansas 1, Michigan 1, Colorado 1.

USA TODAY/ESPN TOP 25 POLL (WEEK 8)

School (First Place Votes)	Record	Points
1 Baylor (29)	13-0	773
2 Connecticut (2)	11-1	742
3 Notre Dame	13-1	714
4 Stanford	11-1	684
5 Maryland	14-0	650
6 Duke	10-2	611
7 Tennessee	9-3	590
8 Texas A&M	9-2	543
9 Kentucky	12-2	509
10 Rutgers	11-2	482
11 Ohio State	15-0	478
12 Louisville	12-2	411
13 Miami (FL)	11-3	394
14 Green Bay	12-0	378
15 Georgia	12-2	341
16 Georgetown	12-2	321
17 Texas Tech	12-0	261
18 DePaul	13-2	236
19 Penn State	11-3	182
20 Delaware	10-1	153
21 Vanderbilt	12-1	146
22 Purdue	12-3	136
23 North Carolina	11-2	130
24 Gonzaga	12-2	68
25 Texas	10-2	64

OTHERS RECEIVING VOTES

Nebraska 50, Georgia Tech 12, Kansas 10, Michigan 4, South Carolina 2.



1

6-0 • Fr.

Forward

Aneesah DANIELS

Decatur, Ga./Redan HS

CAREER HIGHS

Points	13 vs. Seton Hall (11/25/11)
Rebounds	13 vs. Kansas (12/4/11)
FG Made	4 - 2X, last vs. Southeastern Louisiana (12/2/11)
FG Attempted	9 - 2X, last vs. Presbyterian (12/19/11)
3PT FG Made	
3PT FG Attempted	
FT Made	5 - 2X, last vs. Presbyterian (12/19/11)
FT Attempted	10 vs. Seton Hall (11/25/11)
Assists	2 vs. Nicholls State (11/12/11)
Steals	2 - 2X, last at Alabama State (12/17/11)
Blocks	2 - 2X, last vs. Air Force (12/30/11)
Minutes	32 at Alabama State (12/17/11)

SEC HIGHS

Points	4 at South Carolina (1/1/12)
Rebounds	3 at South Carolina (1/1/12)
FG Made	2 at South Carolina (1/1/12)
FG Attempted	4 at South Carolina (1/1/12)
3PT FG Made	
3PT FG Attempted	
FT Made	
FT Attempted	
Assists	1 at South Carolina (1/1/12)
Steals	
Blocks	1 at South Carolina (1/1/12)
Minutes	20 at South Carolina (1/1/12)

SEASON HIGHS

Points	13 vs. Seton Hall (11/25)
Rebounds	13 vs. Kansas (12/4)
FG Made	4 - 2X, last vs. Southeastern Louisiana (12/2)
FG Attempted	9 - 2X, last vs. Presbyterian (12/19)
3PT FG Made	
3PT FG Attempted	
FT Made	5 - 2X, last vs. Presbyterian (12/19)
FT Attempted	10 vs. Seton Hall (11/25)
Assists	2 vs. Nicholls State (11/12)
Steals	2 - 2X, last at Alabama State (12/17)
Blocks	2 - 2X, last vs. Air Force (12/30)
Minutes	32 at Alabama State (12/17)

CAREER STATS

Year	GP-GS	Min/Avg	FG-FGA	Pct	3FG-FGA	Pct	FT-FTA	Pct	Off-Def	Tot	Avg	PF-FO	Ast	TO	Blk	Stl	Pts/Avg
2011-12	15-2	304/20.3	37-82	.451	0-0	.000	28-50	.560	34-53	87	5.8	40-0	8	38	6	9	102/6.8
TOTAL	15-2	304/20.3	37-82	.451	0-0	.000	28-50	.560	34-53	87	5.8	40-0	8	38	6	9	102/6.8

2011-12 HIGHLIGHTS

Named SEC Freshman of the Week on November 28 after her performance in the Paradise Jam tournament against Old Dominion, Seton Hall and Louisiana Tech ... had four points, three rebounds, one block and one assist in her SEC debut at South Carolina ... recorded eight points, six rebounds, a pair of blocks and one assist in Alabama's win versus Air Force ... had a team-high seven rebounds in addition to nine points, two blocks and a steal in the win over Presbyterian ... made her first career start at Alabama State where she finished with 10 points, seven rebounds, two steals and one assist ... posted a career-high 13 rebounds in the win over Kansas while also adding nine points and one assist in 20 minutes of play ... added 10 points, three rebounds and one assist in 21 minutes of action versus Southeastern Louisiana ... scored a career-high 13 points in Alabama's overtime win against Seton Hall ... Eleven of the Crimson Tide's final 18 points came from Daniels as did a pair of offensive rebounds with less than 19 seconds remaining in the bonus period to keep the ball in Alabama's possession down the stretch ... had seven points and six rebounds in 20 minutes against Old Dominion ... contributed nine rebounds and seven points in 19 minutes of action in the win over Georgia Southern ... added six rebounds, four points and a pair of steals in 21 minutes of play for the Tide against Northwestern State ... recorded a game-high 10 rebounds in her debut performance for Alabama in its win over Nicholls State ... also added seven points, two assists and one block in just 16 minutes of play versus the Colonels.

2011-12 GAME-BY-GAME STATS (* INDICATES STARTER)

Game	MIN	FGs	3FGs	FTs	R	PF	A	TO	B	S	PTS
Nicholls State	16	3-4	0-0	1-2	10	2	2	3	1	0	7
at Central Arkansas	11	0-2	0-0	0-0	4	3	0	3	0	0	0
Northwestern State	21	2-4	0-0	0-3	6	1	0	0	0	2	4
Georgia Southern	19	3-3	0-0	1-1	9	2	0	2	0	0	7
vs. Old Dominion	20	2-6	0-0	3-5	6	2	0	2	0	0	7
vs. Seton Hall	24	4-9	0-0	5-10	3	2	0	0	0	1	13
vs. Louisiana Tech	11	3-6	0-0	0-0	4	3	0	3	0	1	6
Southeastern Louisiana	21	4-6	0-0	2-6	3	4	1	2	0	0	10
Kansas	20	3-7	0-0	3-4	13	4	1	1	0	0	9
North Texas	16	0-3	0-0	2-4	3	4	0	1	0	1	2
at NC State	23	3-6	0-0	0-0	3	3	1	4	0	1	6
at Alabama State*	32	3-7	0-0	4-6	7	2	1	5	0	2	10
Presbyterian*	27	2-9	0-0	5-6	7	3	0	3	2	1	9
Air Force	23	3-6	0-0	2-3	6	2	1	1	2	0	8
at South Carolina	20	2-4	0-0	0-0	3	3	1	8	1	0	4



2

5-7 • RS Soph.

Guard

**Kristin
BUSH**

Huntsville, Ala./Huntsville HS

CAREER HIGHS

Points	
Rebounds	
FG Made	
FG Attempted	2 vs. Georgia Southern (11/21/11)
3PT FG Made	
3PT FG Attempted	2 vs. Georgia Southern (11/21/11)
FT Made	
FT Attempted	2 vs. Georgia Southern (11/21/11)
Assists	1 vs. Northwestern State (11/18/11)
Steals	
Blocks	
Minutes	4 vs. Georgia Southern (11/21/11)

SEC HIGHS

Points	
Rebounds	
FG Made	
FG Attempted	
3PT FG Made	
3PT FG Attempted	
FT Made	
FT Attempted	
Assists	
Steals	
Blocks	
Minutes	

SEASON HIGHS

Points	
Rebounds	
FG Made	
FG Attempted	2 vs. Georgia Southern (11/21)
3PT FG Made	
3PT FG Attempted	2 vs. Georgia Southern (11/21)
FT Made	
FT Attempted	2 vs. Georgia Southern (11/21)
Assists	1 vs. Northwestern State (11/18)
Steals	
Blocks	
Minutes	4 vs. Georgia Southern (11/21)

2011-12 HIGHLIGHTS

Played four minutes in Alabama's win over Georgia Southern ... saw the first action of her collegiate career in the Tide's win over Northwestern State where she played three minutes and had one assist.

2011-12 GAME-BY-GAME STATS (* INDICATES STARTER)

Game	MIN	FGs	3FGs	FTs	R	PF	A	TO	B	S	PTS
Nicholls State					DNP						
at Central Arkansas					DNP						
Northwestern State	3	0-1	0-1	0-0	0	1	1	0	0	0	0
Georgia Southern	4	0-2	0-2	0-2	0	0	0	0	0	0	0
vs. Old Dominion					DNP						
vs. Seton Hall					DNP						
vs. Louisiana Tech					DNP						
Southeastern Louisiana					DNP						
Kansas					DNP						
North Texas					DNP						
at NC State					DNP						
at Alabama State					DNP						
Presbyterian					DNP						
Air Force					INJ						
at South Carolina					INJ						

CAREER STATS

Year	GP-GS	Min/Avg	FG-FGA	Pct	3FG-FGA	Pct	FT-FTA	Pct	Off-Def	Tot	Avg	PF-FO	Ast	TO	Blk	Stl	Pts/Avg
2011-12	2-0	7/3.5	0-3	.000	0-3	.000	0-2	.000	0-0	0	0.0	1-0	1	0	0	0	0/0.0
TOTAL	2-0	7/3.5	0-3	.000	0-3	.000	0-2	.000	0-0	0	0.0	1-0	1	0	0	0	0/0.0



3

5-7 • Soph.

Guard

Jasmine ROBINSON

Memphis, Tenn./Overton HS

CAREER HIGHS

Points	24 vs. Kansas (12/4/11)
Rebounds	7 at Alabama State (12/17/11)
FG Made	10 vs. Kansas (12/4/11)
FG Attempted	19 vs. Kansas (12/4/11)
3PT FG Made	3 - 4X, last vs. Southeastern La. (12/2/11)
3PT FG Attempted	6 - 4X, last vs. Southeastern La. (12/2/11)
FT Made	9 - 2X, last at Alabama State (12/17/11)
FT Attempted	14 - 2X, last at Alabama State (12/17/11)
Assists	6 vs. Northwestern State (11/18/11)
Steals	4 at Central Arkansas (11/15/11)
Blocks	1 - 3X, last at South Carolina (1/1/12)
Minutes	54 vs. Providence (11/27/10)

SEC HIGHS

Points	16 at South Carolina (1/1/12)
Rebounds	5 vs. Vanderbilt (1/13/11)
FG Made	6 at South Carolina (1/1/12)
FG Attempted	12 at South Carolina (1/1/12)
3PT FG Made	2 - 3X, last at Georgia (2/6/11)
3PT FG Attempted	6 - 2X, last at Georgia (2/6/11)
FT Made	6 vs. Arkansas (1/16/11)
FT Attempted	10 vs. Arkansas (1/16/11)
Assists	4 at Arkansas (2/27/11)
Steals	2 - 3X, last vs Florida (2/13/11)
Blocks	1 - 2X, last at South Carolina (1/1/12)
Minutes	34 at South Carolina (1/1/12)

SEASON HIGHS

Points	24 vs. Kansas (12/4)
Rebounds	7 at Alabama State (12/17)
FG Made	10 vs. Kansas (12/4)
FG Attempted	19 vs. Kansas (12/4)
3PT FG Made	3 - 3X, last vs. Southeastern Louisiana (12/2)
3PT FG Attempted	6 - 2X, last vs. Southeastern La. (12/2)
FT Made	9 at Alabama State (12/17)
FT Attempted	14 at Alabama State (12/17)
Assists	6 vs. Northwestern State (11/18)
Steals	4 at Central Arkansas (11/15)
Blocks	1 at South Carolina (1/1/12)
Minutes	38 - 2X, last vs. Louisiana Tech (11/26)

CAREER STATS

Year	GP-GS	Min/Avg	FG-FGA	Pct	3FG-FGA	Pct	FT-FTA	Pct	Off-Def	Tot	Avg	PF-FO	Ast	TO	Blk	Stl	Pts/Avg
2010-11	33-7	832/25.2	76-257	.296	19-90	.211	72-123	.585	24-64	88	2.7	68-1	41	60	3	28	243/7.4
2011-12	15-15	489/32.6	70-172	.407	17-45	.378	43-68	.632	15-28	43	2.9	28-1	31	45	2	21	200/13.3
TOTAL	48-22	1321/27.5	146-429	.340	36-135	.267	115-191	.602	39-92	131	2.7	96-2	72	105	5	49	443/9.2

2011-12 HIGHLIGHTS

Named to the Paradise Jam All-Tournament Team after averaging 14.3 point and 37.7 minutes per game ... scored a game-high 16 points, all of which came in the second half, in addition to one assist, one block and one steal at South Carolina ... added eight points, one assist and one steal in 19 minutes of play against Air Force ... chipped in 11 points, three rebounds, three assists and one steal in the win over Presbyterian ... had a game-high 19 points in addition to seven rebounds, three assists and a pair of steals at Alabama State ... posted career-highs in the win over Kansas with 24 points, 10 field goals and 19 field goal attempts ... led the Tide in its win over Southeastern Louisiana scoring a team-high 13 points in addition to five rebounds, three assists and a pair of steals ... had a game-high 19 points in Alabama's win over Louisiana Tech ... chipped in 13 points, five rebounds, five assists and one steal in 37 minutes against Old Dominion ... recorded 14 points, three rebounds, two assists and a steal in the Tide's victory against Georgia Southern ... set a new career high in points with 20 in Alabama's win over Northwestern State ... also added a career-best six assists, three rebounds and a trio of steals versus the Lady Demons ... led the team against Central Arkansas recording 13 points and four steals in 36 minutes of play ... started in the Tide's season opener against Nicholls State where she played for 29 minutes, collecting five points, four rebounds, a pair of assists and one steal.

2011-12 GAME-BY-GAME STATS (* INDICATES STARTER)

Game	MIN	FGs	3FGs	FTs	R	PF	A	TO	B	S	PTS
Nicholls State*	29	1-7	0-2	3-3	4	0	2	2	0	1	5
at Central Arkansas*	36	5-12	1-2	2-4	2	1	1	6	0	4	13
Northwestern State*	31	8-16	3-6	1-3	3	1	6	1	0	3	20
Georgia Southern*	32	6-11	0-3	2-2	3	3	2	4	0	1	14
vs. Old Dominion*	37	4-15	1-2	4-6	5	3	5	2	0	1	13
vs. Seton Hall*	38	3-9	0-2	5-6	0	1	1	2	0	0	11
vs. Louisiana Tech*	38	6-14	3-4	4-5	5	0	1	4	0	2	19
Southeastern Louisiana*	35	3-9	3-6	4-8	5	0	3	2	0	2	13
Kansas*	37	10-19	2-4	2-4	5	5	0	4	0	0	24
North Texas*	23	1-5	1-1	0-3	1	3	1	3	0	0	3
at NC State*	29	4-9	0-1	3-4	0	2	1	6	1	2	11
at Alabama State*	37	4-10	2-5	9-14	7	3	3	4	0	2	19
Presbyterian*	34	5-14	1-4	0-0	3	2	3	1	0	1	11
Air Force*	19	4-10	0-1	0-2	0	1	1	1	0	1	8
at South Carolina*	34	6-12	0-2	4-4	0	3	1	3	1	1	16



5

6-0 • Jr.

Guard

**Celiscia
FARMER**

Madison, Wis./Robert E. Lee HS

CAREER HIGHS

Points	21 vs. Tennessee (2/18/10)
Rebounds	8 vs. Nicholls State (11/12/11)
FG Made	10 vs. Tennessee (2/18/10)
FG Attempted	16 at Auburn (1/14/10)
3PT FG Made	1 - 12X, last vs. Presbyterian (12/19/11)
3PT FG Attempted	4 at Auburn (1/14/10)
FT Made	4 - 2X, last vs. Air Force (12/30/11)
FT Attempted	4 - 4X, last vs. Air Force (12/30/11)
Assists	5 vs. Kentucky (1/30/11)
Steals	3 vs. Presbyterian (12/21/09)
Blocks	4 vs. Mississippi State (2/25/10)
Minutes	33 - 2X, last vs. Tennessee (2/18/10)

SEC HIGHS

Points	21 vs. Tennessee (2/18/10)
Rebounds	7 vs. Florida (1/21/10)
FG Made	10 vs. Tennessee (2/18/10)
FG Attempted	16 at Auburn (1/14/10)
3PT FG Made	1 - 4X, last vs. Georgia (1/20/11)
3PT FG Attempted	4 at Auburn (1/14/10)
FT Made	4 at Kentucky (1/17/10)
FT Attempted	4 - 3X, last at Kentucky (1/17/10)
Assists	5 vs. Kentucky (1/30/11)
Steals	2 - 2X, last vs. Vanderbilt (1/13/11)
Blocks	4 vs. Mississippi State (2/25/10)
Minutes	33 - 2X, last vs. Tennessee (2/18/10)

SEASON HIGHS

Points	9 vs. Nicholls State (11/12)
Rebounds	8 vs. Nicholls State (11/12)
FG Made	4 vs. Nicholls State (11/12)
FG Attempted	11 vs. Northwestern State (11/18)
3PT FG Made	1 - 3X, last vs. Presbyterian (12/19)
3PT FG Attempted	3 vs. Northwestern State (11/18)
FT Made	4 vs. Air Force (12/30)
FT Attempted	4 vs. Air Force (12/30)
Assists	1 - 3X, last vs. Air Force (12/30)
Steals	1 - 3X, last vs. Air Force (12/30)
Blocks	1 - 3X, last vs. Georgia Southern (11/21)
Minutes	26 - 2X, last vs. Georgia Southern (11/21)

CAREER STATS

Year	GP-GS	Min/Avg	FG-FGA	Pct	3FG-FGA	Pct	FT-FTA	Pct	Off-Def	Tot	Avg	PF-FO	Ast	TO	Blk	Stl	Pts/Avg
2009-10	22-2	338/15.4	50-128	.391	6-15	.400	16-27	.593	16-28	44	2.0	32-1	18	48	13	14	122/5.5
2010-11	30-9	286/9.5	32-75	.427	3-11	.273	13-18	.722	16-26	42	1.4	19-0	14	27	6	4	80/2.7
2011-12	12-5	153/12.8	14-40	.350	3-13	.231	4-6	.667	7-28	35	2.9	24-0	4	12	3	3	35/2.9
TOTAL	64-16	777/12.1	96-243	.395	12-39	.308	33-51	.647	39-82	121	1.9	75-1	36	87	22	21	237/3.7

2011-12 HIGHLIGHTS

Recorded eight points, five rebounds, one assist and one steal in the win over Air Force ... tallied five rebounds, four points and one block against Georgia Southern ... had seven points, six rebounds, one steal, one block and one assist in Alabama's win over Northwestern State ... was one of the Tide's top performers in its season opener against Nicholls State, scoring nine points, while adding eight rebounds, one assist, one block and one steal.

2011-12 GAME-BY-GAME STATS (* INDICATES STARTER)

Game	MIN	FGs	3FGs	FTs	R	PF	A	TO	B	S	PTS
Nicholls State*	18	4-6	1-1	0-0	8	4	1	2	1	1	9
at Central Arkansas*	16	0-2	0-2	0-0	6	2	0	0	0	0	0
Northwestern State*	26	3-11	1-3	0-1	6	3	1	3	1	1	7
Georgia Southern*	26	2-8	0-2	0-0	5	4	0	2	1	0	4
vs. Old Dominion*	8	0-1	0-1	0-0	0	1	0	0	0	0	0
vs. Seton Hall											DNP
vs. Louisiana Tech	9	1-3	0-0	0-1	2	1	0	0	0	0	2
Southeastern Louisiana	4	0-0	0-0	0-0	0	0	1	0	0	0	0
Kansas											DNP
North Texas											DNP
at NC State	17	1-3	0-2	0-0	2	3	0	1	0	0	2
at Alabama State	4	0-1	0-0	0-0	0	2	0	2	0	0	0
Presbyterian	6	1-1	1-1	0-0	0	1	0	0	0	0	3
Air Force	14	2-3	0-0	4-4	5	0	1	2	0	1	8
at South Carolina	5	0-1	0-1	0-0	1	3	0	0	0	0	0



10

5-11 • Jr.

Guard

Meghan PERKINS

Montgomery, Ala./Pensacola State

CAREER HIGHS

Points	22 vs. Northwestern State (11/18/11)
Rebounds	10 vs. Air Force (12/30/11)
FG Made	8 - 2X, last vs. Air Force (12/30/11)
FG Attempted	16 vs. Northwestern State (11/18/11)
3PT FG Made	
3PT FG Attempted	2 at Central Arkansas (11/15/11)
FT Made	6 vs. Northwestern State (11/18/11)
FT Attempted	7 vs. Northwestern State (11/18/11)
Assists	4 vs. Nicholls State (11/12/11)
Steals	6 vs. Old Dominion (11/24/11)
Blocks	2 vs. Georgia Southern (11/21/11)
Minutes	38 vs. Kansas (12/04/11)

SEC HIGHS

Points	4 at South Carolina (1/1/12)
Rebounds	2 at South Carolina (1/1/12)
FG Made	2 at South Carolina (1/1/12)
FG Attempted	5 at South Carolina (1/1/12)
3PT FG Made	
3PT FG Attempted	
FT Made	
FT Attempted	
Assists	
Steals	
Blocks	1 at South Carolina (1/1/12)
Minutes	22 at South Carolina (1/1/12)

SEASON HIGHS

Points	22 vs. Northwestern State (11/18)
Rebounds	10 vs. Air Force (12/30)
FG Made	8 - 2X, last vs. Air Force (12/30)
FG Attempted	16 vs. Northwestern State (11/18)
3PT FG Made	
3PT FG Attempted	2 at Central Arkansas (11/15)
FT Made	6 vs. Northwestern State (11/18)
FT Attempted	7 vs. Northwestern State (11/18)
Assists	4 vs. Nicholls State (11/12)
Steals	6 vs. Old Dominion (11/24)
Blocks	2 vs. Georgia Southern (11/21)
Minutes	38 vs. Kansas (12/4)

2011-12 HIGHLIGHTS

Had four points, two rebounds and one block in her SEC debut at South Carolina ... notched the first double-double of her Alabama career against Air Force, finishing with 19 points and 10 rebounds, while also adding a game-best four steals ... went 5-for-5 from the floor, scoring 10 points, while adding five rebounds, two steals, one block and one assist in the win over Presbyterian ... played for a career-high 38 minutes in the win over Kansas while also posting 17 points, six rebounds, one assist and three blocks ... had eight points, eight rebounds, one assist and one steal in the win against Southeastern Louisiana ... chipped in eight points, three steals, two assists and one block in the victory over Louisiana Tech ... played 40 minutes in the Tide's overtime win against Seton Hall, adding six points, five rebounds, three assists and three steals ... contributed 13 points, six steals, three rebounds and a pair of assists against Old Dominion ... had a solid all-around game in the win over Georgia Southern, adding seven points, five rebounds, two steals, two blocks and an assist ... recorded a career and game-best 22 points and nine rebounds in the Tide's win over Northwestern State ... played for 28 minutes against Central Arkansas scoring 10 points ... made an immediate impact in the Alabama lineup after transferring from Pensacola State College as she led the Tide in scoring with 13 points, assists with four and steals with two against Nicholls State.

2011-12 GAME-BY-GAME STATS (* INDICATES STARTER)

Game	MIN	FGs	3FGs	FTs	R	PF	A	TO	B	S	PTS
Nicholls State	21	5-11	0-1	3-4	2	1	4	1	1	2	13
at Central Arkansas	28	5-11	0-2	0-0	3	4	1	2	1	0	10
Northwestern State*	27	8-16	0-0	6-7	9	2	0	3	1	1	22
Georgia Southern*	29	2-7	0-0	3-4	5	2	1	1	2	2	7
vs. Old Dominion*	31	5-11	0-1	3-3	3	5	2	3	0	6	13
vs. Seton Hall*	40	2-11	0-0	2-2	5	2	3	3	0	3	6
vs. Louisiana Tech*	25	3-7	0-0	2-2	0	3	2	0	1	3	8
Southeastern Louisiana*	31	3-10	0-0	2-2	8	3	1	1	0	1	8
Kansas*	38	6-11	0-0	5-6	6	2	1	2	3	0	17
North Texas*	15	5-7	0-0	1-1	3	4	1	3	1	0	11
at NC State*	23	1-1	0-0	1-4	3	1	2	2	2	2	3
at Alabama State*	8	3-4	0-0	0-0	1	4	0	1	0	0	6
Presbyterian*	23	5-5	0-0	0-1	5	2	1	2	1	2	10
Air Force*	26	8-15	0-0	3-4	10	3	2	0	0	4	19
at South Carolina*	22	2-5	0-0	0-0	2	4	0	3	1	0	4

CAREER STATS

Year	GP-GS	Min/Avg	FG-FGA	Pct	3FG-FGA	Pct	FT-FTA	Pct	Off-Def	Tot	Avg	PF-FO	Ast	TO	Blk	Stl	Pts/Avg
2011-12	15-13	387/25.8	63-132	.477	0-4	.000	31-40	.775	27-38	65	4.3	42-1	21	27	14	26	157/10.5
TOTAL	15-13	387/25.8	63-132	.477	0-4	.000	31-40	.775	27-38	65	4.3	42-1	21	27	14	26	157/10.5



12

5-8 • Soph.

Guard

Shafontaye MYERS

Newbern, Ala./Sunshine HS

CAREER HIGHS

Points	16 at Alabama State (12/17/11)
Rebounds	7 vs. Air Force (12/30/11)
FG Made	5 vs. Alabama State (12/1/10)
FG Attempted	11 vs. Georgia Southern (11/21/11)
3PT FG Made	3 vs. Auburn (1/2/11)
3PT FG Att.	9 vs. Georgia Southern (11/21/11)
FT Made	8 at Arkansas (2/27/11)
FT Attempted	10 at Alabama State (12/17/11)
Assists	4 - 2X, last at North Texas (12/7/11)
Steals	4 - 2X, last at Alabama State (12/17/11)
Blocks	
Minutes	33 at Alabama State (12/17/11)

SEC HIGHS

Points	13 at Arkansas (2/27/11)
Rebounds	5 vs. Vanderbilt (1/13/11)
FG Made	3 vs. Auburn (1/2/11)
FG Attempted	10 - 3X, last vs. Georgia (1/20/11)
3PT FG Made	3 vs. Auburn (1/2/11)
3PT FG Attempted	8 - 2X, last vs. Georgia (1/20/11)
FT Made	8 at Arkansas (2/27/11)
FT Attempted	9 at Arkansas (2/27/11)
Assists	4 vs. Vanderbilt (1/13/11)
Steals	1 - 3X, last at Arkansas (2/27/11)
Blocks	
Minutes	28 at South Carolina (1/1/12)

SEASON HIGHS

Points	16 at Alabama State (12/17)
Rebounds	7 vs. Air Force (12/30)
FG Made	4 at Alabama State (12/17)
FG Attempted	11 vs. Georgia Southern (11/21)
3PT FG Made	3 vs. Air Force (12/30)
3PT FG Att.	9 vs. Georgia Southern (11/21)
FT Made	7 at Alabama State (12/17)
FT Attempted	10 at Alabama State (12/17)
Assists	4 at North Texas (12/7)
Steals	4 - 2X, last at Alabama State (12/17)
Blocks	
Minutes	33 at Alabama State (12/17)

CAREER STATS

Year	GP-GS	Min/Avg	FG-FGA	Pct	3FG-FGA	Pct	FT-FTA	Pct	Off-Def	Tot	Avg	PF-FO	Ast	TO	Blk	Stl	Pts/Avg
2010-11	25-0	261/10.4	39-120	.325	21-85	.247	17-24	.708	7-21	28	1.1	33-0	17	20	0	11	116/4.6
2011-12	15-1	305/20.3	28-90	.311	12-42	.286	12-18	.667	11-36	47	3.1	23-0	21	20	0	27	80/5.3
TOTAL	40-1	566/14.2	67-210	.319	33-127	.260	29-42	.690	18-57	75	1.9	56-0	38	40	0	38	196/4.9

2011-12 HIGHLIGHTS

Made her first career start at South Carolina where she finished with four points, three rebounds, three steals and a pair of assists ... registered nine points, a career-high seven rebounds, three assists and a pair of steals in the win over Air Force ... added a five rebounds, three points, two assists and a pair of steals against Presbyterian ... had a career-high 16 points, five rebounds, four steals and a pair of assists in the win at Alabama State ... contributed three steals and one assists in the Tide's victory against Louisiana Tech ... added three points in the win over Seton Hall ... had three steals, one assist and one rebound against Old Dominion ... recorded eight points, a six rebounds, two steals and one assist in the Tide's win against Georgia Southern ... collected a career-best four steals in a career-high 29 minutes in Alabama's win over Northwestern State ... played in 15 minutes of the Tide's season opener against Nicholls State, finishing with five points, four rebounds and one steal.

2011-12 GAME-BY-GAME STATS (* INDICATES STARTER)

Game	MIN	FGs	3FGs	FTs	R	PF	A	TO	B	S	PTS
Nicholls State	15	2-5	0-2	1-2	4	1	0	3	0	1	5
at Central Arkansas	9	0-3	0-1	0-0	1	1	0	1	0	0	0
Northwestern State	29	1-3	1-1	2-2	3	2	2	3	0	4	5
Georgia Southern	27	3-11	2-9	0-0	6	0	1	0	0	2	8
vs. Old Dominion	21	0-8	0-2	0-0	1	3	1	3	0	3	0
vs. Seton Hall	9	1-2	1-1	0-2	0	1	0	0	0	0	3
vs. Louisiana Tech	10	0-0	0-0	0-0	0	1	1	0	0	3	0
Southeastern Louisiana	12	1-8	0-4	0-0	3	1	0	1	0	1	2
Kansas	14	2-4	1-2	0-0	1	1	1	1	0	0	5
North Texas	26	4-10	1-4	0-0	4	2	4	0	0	1	9
at NC State	22	4-10	1-2	2-2	4	3	2	2	0	1	11
at Alabama State	33	4-6	1-2	7-10	5	1	2	1	0	4	16
Presbyterian	27	1-3	1-3	0-0	5	3	2	2	0	2	3
Air Force	23	3-10	3-8	0-0	7	1	3	2	0	2	9
at South Carolina*	28	2-7	0-1	0-0	3	3	2	1	0	3	4



14

6-0 • Jr.

Guard/Forward

**Erin
HOQUE**

Birmingham, Ala./Samford

CAREER HIGHS

Points	16 vs. Presbyterian (12/19/11)
Rebounds	18 vs. Louisiana Tech (11/26/11)
FG Made	5 vs. Presbyterian (12/19/11)
FG Attempted	9 vs. Louisiana Tech (11/26/11)
3PT FG Made	
3PT FG Attempted	1 vs. Old Dominion (11/24/11)
FT Made	6 vs. Presbyterian (12/19/11)
FT Attempted	6 - 2X, last vs. Presbyterian (12/19/11)
Assists	2 - 2X, last vs. Georgia Southern (11/21/11)
Steals	3 vs. Seton Hall (11/25/11)
Blocks	1 vs. Presbyterian (12/19/11)
Minutes	39 vs. Seton Hall (11/25/11)

SEC HIGHS

Points	8 vs. Vanderbilt (1/13/11)
Rebounds	1 - 3X, last at South Carolina (1/1/12)
FG Made	3 vs. Vanderbilt (1/13/11)
FG Attempted	3 - 2X, last vs. Vanderbilt (1/13/11)
3PT FG Made	
3PT FG Attempted	
FT Made	2 vs. Vanderbilt (1/13/11)
FT Attempted	3 vs. Vanderbilt (1/13/11)
Assists	1 vs. Vanderbilt (1/13/11)
Steals	
Blocks	
Minutes	16 vs. Vanderbilt (1/13/11)

SEASON HIGHS

Points	16 vs. Presbyterian (12/19)
Rebounds	18 vs. Louisiana Tech (11/26)
FG Made	5 vs. Presbyterian (12/19)
FG Attempted	9 vs. Louisiana Tech (11/26)
3PT FG Made	
3PT FG Attempted	1 vs. Old Dominion (11/24)
FT Made	6 vs. Presbyterian (12/19)
FT Attempted	6 - 2X, last vs. Presbyterian (12/19)
Assists	2 - 2X, last vs. Georgia Southern (11/21)
Steals	3 vs. Seton Hall (11/25)
Blocks	1 vs. Presbyterian (12/19)
Minutes	39 vs. Seton Hall (11/25)

CAREER STATS

Year	GP-GS	Min/Avg	FG-FGA	Pct	3FG-FGA	Pct	FT-FTA	Pct	Off-Def	Tot	Avg	PF-FO	Ast	TO	Blk	Stl	Pts/Avg
2010-11	10-0	52/5.2	5-10	.500	0-0	.000	2-10	.200	3-5	8	0.8	9-0	3	7	0	1	12/1.2
2011-12	15-9	315/21.0	33-75	.440	0-1	.000	18-31	.581	41-61	102	6.8	26-0	6	20	1	13	84/5.6
TOTAL	25-9	367/14.7	38-85	.447	0-1	.000	20-41	.488	44-66	110	4.4	35-0	9	27	1	14	96/3.8

2011-12 HIGHLIGHTS

Chipped in five points, five rebounds and one steal in the win over Air Force ... scored a career-best 16 points while adding three rebounds, two steals and a block against Presbyterian ... recorded her first career double-double with 10 points and 11 rebounds in Alabama's win against Southeastern Louisiana ... collected a career-high 18 rebounds along with nine points in the win over Louisiana Tech ... added 10 rebounds, seven points, and three steals in the victory against Seton Hall ... had a game-best 11 rebounds in addition to seven points and a pair of steals in 28 minutes versus Old Dominion ... tied her career-high with eight points in addition to four rebounds and two assists against Georgia Southern ... pulled down eight rebounds, while adding two points, two steals and two assists in the win over Northwestern State ... earned six points and three rebounds in 14 minutes of play against Central Arkansas ... made her first career start at Alabama in its season opener against Nicholls State where she finished with four points and four rebounds in 11 minutes of action.

2011-12 GAME-BY-GAME STATS (* INDICATES STARTER)

Game	MIN	FGs	3FGs	FTs	R	PF	A	TO	B	S	PTS
Nicholls State*	11	2-3	0-0	0-0	4	0	0	0	0	0	4
at Central Arkansas*	14	3-4	0-0	0-0	3	2	0	3	0	1	6
Northwestern State*	20	1-5	0-0	0-0	8	0	2	3	0	2	2
Georgia Southern	15	4-7	0-0	0-0	4	2	2	0	0	0	8
vs. Old Dominion	28	3-7	0-1	1-2	11	3	0	3	0	2	7
vs. Seton Hall*	39	2-5	0-0	3-5	10	4	0	2	0	3	7
vs. Louisiana Tech*	35	3-9	0-0	3-6	18	1	0	3	0	0	9
Southeastern Louisiana*	24	3-8	0-0	4-4	11	4	0	2	0	1	10
Kansas*	22	2-7	0-0	0-0	5	0	1	1	0	0	4
North Texas*	25	1-7	0-0	0-4	6	2	1	0	0	1	2
at NC State*	16	1-2	0-0	0-2	4	2	0	1	0	0	2
at Alabama State	20	1-2	0-0	0-0	9	4	0	1	0	0	2
Presbyterian	22	5-6	0-0	6-6	3	1	0	1	1	2	16
Air Force	12	2-3	0-0	1-2	5	1	0	0	0	1	5
at South Carolina	12	0-0	0-0	0-0	1	0	0	0	0	0	0



15

5-6 • Soph.

Guard

**Erika
WATERS**

Lawrenceville, Ga./Peachtree Ridge HS

CAREER HIGHS

Points	
Rebounds	1 - 2X, last vs. Air Force (12/30/11)
FG Made	
FG Attempted	
3PT FG Made	
3PT FG Attempted	
FT Made	
FT Attempted	
Assists	
Steals	
Blocks	
Minutes	5 vs. Georgia Southern (11/21/11)

SEC HIGHS

Points	
Rebounds	
FG Made	
FG Attempted	
3PT FG Made	
3PT FG Attempted	
FT Made	
FT Attempted	
Assists	
Steals	
Blocks	
Minutes	

SEASON HIGHS

Points	
Rebounds	1 - 2X, last vs. Air Force (12/30)
FG Made	
FG Attempted	
3PT FG Made	
3PT FG Attempted	
FT Made	
FT Attempted	
Assists	
Steals	
Blocks	
Minutes	5 vs. Georgia Southern (11/21)

CAREER STATS

Year	GP-GS	Min/Avg	FG-FGA	Pct	3FG-FGA	Pct	FT-FTA	Pct	Off-Def	Tot	Avg	PF-FO	Ast	TO	Blk	Stl	Pts/Avg
2011-12	3-0	11/3.7	0-0	.000	0-0	.000	0-0	.000	0-2	2	0.7	2-0	0	2	0	0	0/0.0
TOTAL	3-0	11/3.7	0-0	.000	0-0	.000	0-0	.000	0-2	2	0.7	2-0	0	2	0	0	0/0.0

2011-12 HIGHLIGHTS

Played three minutes against Air Force, where she grabbed one rebound ... pulled down the first rebound of her career in Alabama's victory against Georgia Southern ... saw the first action of her collegiate career in the Tide's win over Northwestern State where she played three minutes.

2011-12 GAME-BY-GAME STATS (* INDICATES STARTER)

Game	MIN	FGs	3FGs	FTs	R	PF	A	TO	B	S	PTS
Nicholls State					DNP						
at Central Arkansas					DNP						
Northwestern State	3	0-0	0-0	0-0	0	1	0	1	0	0	0
Georgia Southern	5	0-0	0-0	0-0	0	1	0	1	0	0	0
vs. Old Dominion					DNP						
vs. Seton Hall					DNP						
vs. Louisiana Tech					DNP						
Southeastern Louisiana					DNP						
Kansas					DNP						
North Texas					DNP						
at NC State					DNP						
at Alabama State					DNP						
Presbyterian					DNP						
Air Force	3	0-0	0-0	0-0	1	0	0	0	0	0	0
at South Carolina					DNP						



21

6-1 • Jr.

Forward

**Kyra
CROSBY**

Powder Springs, Ga./Gulf Coast CC

CAREER HIGHS

Points	13 - 2X, last vs. Air Force (12/30/11)
Rebounds	7 - 2X, last vs. Air Force (12/30/11)
FG Made	6 at North Texas (12/7/11)
FG Attempted	11 - 2X, last vs. Air Force (12/30/11)
3PT FG Made	
3PT FG Attempted	
FT Made	5 vs. Air Force (12/30/11)
FT Attempted	11 vs. Nicholls State (11/12/11)
Assists	2 - 2X, last at North Texas (12/7/11)
Steals	3 at Central Arkansas (11/15/11)
Blocks	2 vs. Air Force (12/30/11)
Minutes	30 at Central Arkansas (11/15/11)

SEC HIGHS

Points	5 at South Carolina (1/1/12)
Rebounds	4 at South Carolina (1/1/12)
FG Made	2 at South Carolina (1/1/12)
FG Attempted	6 at South Carolina (1/1/12)
3PT FG Made	
3PT FG Attempted	
FT Made	1 at South Carolina (1/1/12)
FT Attempted	2 at South Carolina (1/1/12)
Assists	
Steals	1 at South Carolina (1/1/12)
Blocks	
Minutes	21 at South Carolina (1/1/12)

SEASON HIGHS

Points	13 - 2X, last vs. Air Force (12/30)
Rebounds	7 - 2X, last vs. Air Force (12/30)
FG Made	6 at North Texas (12/7)
FG Attempted	11 - 2X, last vs. Air Force (12/30)
3PT FG Made	
3PT FG Attempted	
FT Made	5 vs. Air Force (12/30)
FT Attempted	11 vs. Nicholls State (11/12)
Assists	2 - 2X, last at North Texas (12/7)
Steals	3 at Central Arkansas (11/15)
Blocks	2 vs. Air Force (12/30)
Minutes	30 at Central Arkansas (11/15)

CAREER STATS

Year	GP-GS	Min/Avg	FG-FGA	Pct	3FG-FGA	Pct	FT-FTA	Pct	Off-Def	Tot	Avg	PF-FO	Ast	TO	Blk	Stl	Pts/Avg
2011-12	7-2	137/19.6	21-55	.382	0-0	.000	15-32	.469	15-18	33	4.7	10-0	4	17	5	6	57/8.1
TOTAL	7-2	137/19.6	21-55	.382	0-0	.000	15-32	.469	15-18	33	4.7	10-0	4	17	5	6	57/8.1

2011-12 HIGHLIGHTS

Had five points, a team-high four rebounds and one steal in her SEC debut at South Carolina ... in her first start for Alabama, added a career-high tying 13 points, seven rebounds and a pair of blocks against Air Force ... scored a career-best 13 points in addition to four rebounds, two assists and one block in her first game back from injury at North Texas ... played 30 minutes against Central Arkansas finishing with 11 points and three steals ... recorded nine points, six rebounds and a pair of assists in the Tide's season-opening win against Nicholls State.

2011-12 GAME-BY-GAME STATS (* INDICATES STARTER)

Game	MIN	FGs	3FGs	FTs	R	PF	A	TO	B	S	PTS
Nicholls State	22	3-9	0-0	3-11	6	0	2	2	0	0	9
at Central Arkansas	30	5-9	0-0	1-5	7	4	0	5	1	3	11
Northwestern State					INJ						
Georgia Southern					INJ						
vs. Old Dominion					INJ						
vs. Seton Hall					INJ						
vs. Louisiana Tech					INJ						
Southeastern Louisiana					INJ						
Kansas					INJ						
North Texas	24	6-11	0-0	1-3	4	2	2	3	1	0	13
at NC State					INJ						
at Alabama State	10	1-5	0-0	2-2	2	0	0	0	1	1	4
Presbyterian	8	0-4	0-0	2-2	3	1	0	2	0	1	2
Air Force*	22	4-11	0-0	5-7	7	1	0	3	2	0	13
at South Carolina*	21	2-6	0-0	1-2	4	2	0	2	0	1	5



22

5-9 • Soph.

Guard

**Khristin
LEE**

Birmingham, Ala./Erwin HS

CAREER HIGHS

Points	13 vs. vs. Providence (11/27/10)
Rebounds	7 - 2X, last vs. Nicholls State (11/12/11)
FG Made	4 - 2X, last vs. Louisiana Tech (11/26/11)
FG Attempted	10 vs. Louisiana Tech (11/26/11)
3PT FG Made	
3PT FG Attempted	
FT Made	7 vs. Old Dominion (11/24/11)
FT Attempted	13 vs. Providence (11/27/10)
Assists	6 - 2X, last vs. Southeastern Louisiana (12/2/11)
Steals	4 at Mississippi State (2/3/11)
Blocks	1 - 6X, last vs. Air Force (12/30/11)
Minutes	36 vs. Nicholls State (11/12/11)

SEC HIGHS

Points	4 at Florida (1/27/11)
Rebounds	4 at Florida (1/27/11)
FG Made	2 vs. Kentucky (1/30/11)
FG Attempted	6 vs. Kentucky (1/30/11)
3PT FG Made	
3PT FG Attempted	
FT Made	2 - 2X, last vs. Florida (2/13/11)
FT Attempted	3 at Florida (1/27/11)
Assists	3 at Georgia (2/6/11)
Steals	4 at Mississippi State (2/3/11)
Blocks	1 - 2X, last at Auburn (2/17/11)
Minutes	22 - 2X, last vs. Kentucky (1/30/11)

SEASON HIGHS

Points	11 vs. Louisiana Tech (11/26)
Rebounds	7 vs. Nicholls State (11/12)
FG Made	4 vs. Louisiana Tech (11/26)
FG Attempted	10 vs. Louisiana Tech (11/26)
3PT FG Made	
3PT FG Attempted	
FT Made	7 vs. Old Dominion (11/24)
FT Attempted	8 vs. Old Dominion (11/24)
Assists	6 - 2X, last vs. Southeastern Louisiana (12/2)
Steals	2 vs. Kansas (12/4)
Blocks	1 - 3X, last vs. Air Force (12/30)
Minutes	36 vs. Nicholls State (11/12)

CAREER STATS

Year	GP-GS	Min/Avg	FG-FGA	Pct	3FG-FGA	Pct	FT-FTA	Pct	Off-Def	Tot	Avg	PF-FO	Ast	TO	Blk	Stl	Pts/Avg
2010-11	33-0	420/12.7	22-68	.324	0-0	.000	22-40	.550	29-35	64	1.9	69-1	30	40	3	26	66/2.0
2011-12	14-13	314/22.4	18-58	.310	0-0	.000	31-47	.660	15-30	45	3.2	41-2	39	27	3	14	67/4.8
TOTAL	47-13	734/15.6	40-126	.317	0-0	.000	53-87	.609	44-65	109	2.3	110-3	69	67	6	40	133/2.8

2011-12 HIGHLIGHTS

Contributed six rebounds, five points, a game-high five assists, two steals and a block in the Tide's win against Air Force ... had a season-high two steals in the win over Kansas ... dished out six assists in addition to collecting four rebounds, one block and one steal in the win over Southeastern Louisiana ... had 11 points, four assists, and one steal in the Tide's win against Louisiana Tech ... tallied 10 points five rebounds, one assist and one steal in the victory over Seton Hall ... added seven points, six assists, one rebound and one steal in 21 minutes versus Old Dominion ... had four points, two rebounds and a pair of assists in the Tide's win against Georgia Southern ... started at the point for Alabama in its season opener against Nicholls State, scoring nine points, while also adding seven rebounds, one block and one steal in the win.

2011-12 GAME-BY-GAME STATS (* INDICATES STARTER)

Game	MIN	FGs	3FGs	FTs	R	PF	A	TO	B	S	PTS
Nicholls State*	36	2-7	0-0	5-7	7	3	0	0	1	1	9
at Central Arkansas*	11	0-0	0-0	0-0	4	3	2	3	0	1	0
Northwestern State	23	1-4	0-0	1-2	4	5	4	3	0	1	3
Georgia Southern*	20	1-2	0-0	2-2	2	4	2	2	0	0	4
vs. Old Dominion*	21	0-4	0-0	7-8	1	4	6	1	0	1	7
vs. Seton Hall*	34	3-10	0-0	4-6	5	2	1	3	0	1	10
vs. Louisiana Tech*	34	4-5	0-0	3-5	0	2	4	0	0	1	11
Southeastern Louisiana*	26	0-2	0-0	2-3	4	5	6	0	1	1	2
Kansas*	19	1-6	0-0	0-0	5	2	4	1	0	2	2
North Texas*	17	1-2	0-0	2-4	2	3	0	2	0	1	4
at NC State*	20	2-4	0-0	1-4	2	4	2	5	0	2	5
at Alabama State*	15	1-5	0-0	3-5	2	1	1	2	0	0	5
Presbyterian*	17	0-2	0-0	0-0	1	3	2	2	0	0	0
Air Force*	21	2-5	0-0	1-1	6	0	5	3	1	2	5
at South Carolina											DNP



23

5-7 • Sr.

Guard

**Ericka
RUSSELL**

Tuscaloosa, Ala./Northridge HS

CAREER HIGHS

Points	30 vs. Georgia (3/4/10)
Rebounds	9 vs. Southeastern La. (11/24/09)
FG Made	11 - 2X, last vs. Old Dominion (11/24/11)
FG Attempted	18 - 4X, last vs. Old Dominion (11/24/11)
3PT FG Made	8 at Arkansas (2/27/11)
3PT FG Attempted	12 - 3X, last vs. Old Dominion (11/24/11)
FT Made	7 vs. Alabama State (12/1/10)
FT Attempted	8 vs. Alabama State (12/1/10)
Assists	7 vs. Florida (1/21/10)
Steals	4 - 3X, last vs. Louisiana Tech (11/26/11)
Blocks	3 vs. UCF (12/3/08)
Minutes	41 vs. Seton Hall (11/25/11)

SEC HIGHS

Points	30 vs. Georgia (3/4/10)
Rebounds	6 at Mississippi (1/18/09)
FG Made	11 vs. Georgia (3/4/10)
FG Attempted	18 - 2X, last at Miss. State (2/3/11)
3PT FG Made	8 at Arkansas (2/27/11)
3PT FG Attempted	12 at Miss. State (2/3/11)
FT Made	5 - 3X, last vs. Auburn (1/14/10)
FT Attempted	7 vs. Auburn (1/14/10)
Assists	7 vs. Florida (1/21/10)
Steals	4 - 2X, last vs. Mississippi (2/20/11)
Blocks	2 - 2x, last vs. Florida (2/13/11)
Minutes	39 at South Carolina (1/23/11)

SEASON HIGHS

Points	29 vs. Old Dominion (11/24)
Rebounds	6 vs. Louisiana Tech (11/26)
FG Made	11 vs. Old Dominion (11/24)
FG Attempted	18 vs. Old Dominion (11/24)
3PT FG Made	6 vs. Old Dominion (11/24)
3PT FG Attempted	12 vs. Old Dominion (11/24)
FT Made	3 vs. Louisiana Tech (11/26)
FT Attempted	6 vs. Louisiana Tech (11/26)
Assists	4 vs. Louisiana Tech (11/26)
Steals	4 vs. Louisiana Tech (11/26)
Blocks	
Minutes	41 vs. Seton Hall (11/25)

CAREER STATS

Year	GP-GS	Min/Avg	FG-FGA	Pct	3FG-FGA	Pct	FT-FTA	Pct	Off-Def	Tot	Avg	PF-FO	Ast	TO	Blk	Stl	Pts/Avg
2008-09	30-25	744/24.8	106-312	.340	57-204	.279	35-47	.745	16-59	75	2.5	65-2	32	42	5	30	304/10.1
2009-10	27-21	742/27.5	112-322	.348	46-183	.251	38-55	.691	24-59	83	3.1	77-3	38	55	6	33	308/11.4
2010-11	33-33	1003/30.4	130-338	.385	75-205	.366	42-59	.712	28-54	82	2.5	81-3	53	51	10	53	377/11.4
2011-12	15-15	411/27.4	57-157	.363	29-91	.319	11-18	.611	7-27	34	2.3	37-0	16	18	0	21	154/10.3
TOTAL	105-94	2900/27.6	405-1129	.359	207-683	.303	126-179	.704	75-199	274	2.6	260-8	139	166	21	137	1143/10.9

2011-12 HIGHLIGHTS

Named MVP of the Paradise Jam ... Preseason All-SEC Second Team selection ... Lowe's Senior CLASS Award candidate ... had nine points, three steals and one assist at South Carolina ... chipped in 11 points, a pair of assists, one rebound and one steal in the Tide's win against Presbyterian ... added 12 points and a pair of steals in the win over Southeastern Louisiana ... had 12 points, a career-high tying four steals, four assists and six rebounds in 38 minutes against Louisiana Tech to help the Tide win the 2011 Paradise Jam Island Division ... tacked on 12 points, five rebounds, two steals and one assist in the win over Seton Hall ... recorded a game-best 29 points, 18 of which came from three-point range, in addition to three steals in 34 minutes versus Old Dominion ... had a game-high 15 points, nine of which were scored from three-point range, in addition to five rebounds and one assist in the win against Georgia Southern ... added 15 points, two rebounds, two assists and one steal in 17 minutes of play in the Tide's win over Northwestern State ... recorded the 1,000th point of her career in Alabama's season opener where she finished with 11 points ... also recorded two rebounds, one assist and one steal in the win over the Colonels.

2011-12 GAME-BY-GAME STATS (* INDICATES STARTER)

Game	MIN	FGs	3FGs	FTs	R	PF	A	TO	B	S	PTS
Nicholls State*	23	4-13	3-9	0-0	2	3	1	2	0	1	11
at Central Arkansas*	24	2-6	0-4	0-0	3	4	0	0	0	0	4
Northwestern State*	17	6-11	1-4	2-3	2	4	2	0	0	1	15
Georgia Southern*	23	6-13	3-9	0-0	5	3	1	1	0	0	15
vs. Old Dominion*	34	11-18	6-12	1-2	0	2	0	1	0	3	29
vs. Seton Hall*	41	4-15	3-9	1-3	5	2	1	2	0	2	12
vs. Louisiana Tech*	38	4-18	3-6	3-6	6	2	4	1	0	4	12
Southeastern Louisiana*	23	4-7	4-6	0-0	0	0	0	0	0	2	12
Kansas*	27	3-7	1-3	0-0	2	2	0	0	0	3	7
North Texas*	27	2-8	1-5	2-2	3	4	2	3	0	0	7
at NC State*	19	2-8	2-5	0-0	2	1	1	1	0	1	6
at Alabama State*	32	0-8	0-3	2-2	1	4	1	2	0	0	2
Presbyterian*	27	4-6	3-4	0-0	1	4	2	0	0	1	11
Air Force*	20	1-9	0-7	0-0	2	1	0	2	0	0	2
at South Carolina*	36	4-10	1-4	0-0	0	1	1	3	0	3	9



33

5-8 • Jr.

Guard

**Jessica
MERRITT**

Talladega, Ala./Pensacola State

CAREER HIGHS

Points	12 - 3X, last at North Texas (12/7/11)
Rebounds	3 - 6X, last at South Carolina (1/1/12)
FG Made	6 vs. Southeastern Louisiana (12/2/11)
FG Attempted	12 vs. Southeastern Louisiana (12/2/11)
3PT FG Made	1 at North Texas (12/7/11)
3PT FG Attempted	2 at South Carolina (1/1/12)
FT Made	4 at NC State (12/11/11)
FT Attempted	6 at NC State (12/11/11)
Assists	2 - 3X, last at South Carolina (1/12/11)
Steals	2 - 3X, last vs. Presbyterian (12/19/11)
Blocks	
Minutes	31 at Alabama State (12/17/11)

SEC HIGHS

Points	
Rebounds	3 at South Carolina (1/1/12)
FG Made	
FG Attempted	3 at South Carolina (1/1/12)
3PT FG Made	
3PT FG Attempted	2 at South Carolina (1/1/12)
FT Made	
FT Attempted	
Assists	2 at South Carolina (1/1/12)
Steals	1 at South Carolina (1/1/12)
Blocks	
Minutes	22 at South Carolina (1/1/12)

SEASON HIGHS

Points	12 - 3X, last at North Texas (12/7)
Rebounds	3 - 6X, last at South Carolina (1/1)
FG Made	6 vs. Southeastern Louisiana (12/2)
FG Attempted	12 vs. Southeastern Louisiana (12/2)
3PT FG Made	1 at North Texas (12/7)
3PT FG Attempted	2 at South Carolina (1/1)
FT Made	4 at NC State (12/11)
FT Attempted	6 at NC State (12/11)
Assists	2 - 3X, last at South Carolina (1/12)
Steals	2 - 3X, last vs. Presbyterian (12/19)
Blocks	
Minutes	31 at Alabama State (12/17)

CAREER STATS

Year	GP-GS	Min/Avg	FG-FGA	Pct	3FG-FGA	Pct	FT-FTA	Pct	Off-Def	Tot	Avg	PF-FO	Ast	TO	Blk	Stl	Pts/Avg
2011-12	10-0	192/19.2	20-47	.426	2-5	.400	10-15	.667	7-15	22	2.2	12-0	9	7	0	10	52/5.2
TOTAL	10-0	192/19.2	20-47	.426	2-5	.400	10-15	.667	7-15	22	2.2	12-0	9	7	0	10	52/5.2

2011-12 HIGHLIGHTS

Had a career-high tying three rebounds, two assists and one steal in her SEC debut at South Carolina ... added 12 points in 23 minutes of play in the win over Kansas ... contributed 12 points, three rebounds, one assist and one steal in her first game back from injury in Alabama's win over Southeastern Louisiana ... had two points, two assists and one block in 21 minutes of play against Central Arkansas ... made her Tide debut in Alabama season opener against Nicholls State where she finished with three rebounds and one assist in nine minutes of action.

2011-12 GAME-BY-GAME STATS (* INDICATES STARTER)

Game	MIN	FGs	3FGs	FTs	R	PF	A	TO	B	S	PTS
Nicholls State	9	0-1	0-0	0-0	3	1	1	1	0	0	0
at Central Arkansas	21	1-6	0-0	0-0	1	1	2	1	0	1	2
Northwestern State					INJ						
Georgia Southern					INJ						
vs. Old Dominion					INJ						
vs. Seton Hall					INJ						
vs. Louisiana Tech					INJ						
Southeastern Louisiana	24	6-12	0-0	0-0	3	1	1	2	0	1	12
Kansas	23	5-9	0-1	2-2	3	0	0	1	0	0	12
North Texas	27	4-6	1-1	3-5	3	1	1	1	0	2	12
at NC State	31	3-5	1-1	4-6	1	2	0	0	0	2	11
at Alabama State	9	0-2	0-0	0-0	2	3	0	1	0	0	0
Presbyterian	9	0-1	0-0	0-0	0	1	2	0	0	2	0
Air Force	17	1-2	0-0	1-2	3	2	0	0	0	1	3
at South Carolina	22	0-3	0-2	0-0	3	0	2	0	0	1	0

2011-12 COMBINED STATISTICS

2011-12 Alabama Women's Basketball
Alabama Combined Team Statistics (as of Jan 01, 2012)
All games

RECORD:	OVERALL	HOME	AWAY	NEUTRAL
ALL GAMES	10-5	7-0	1-4	2-1
CONFERENCE	0-1	0-0	0-1	0-0
NON-CONFERENCE	10-4	7-0	1-3	2-1

#	Player	gp-gs	min	avg	Total		3-Point		F-Throw		Rebounds				pf	dq	a	to	blk	stl	pts	avg
					fg-fga	fg%	3fg-fga	3fg%	ft-fga	ft%	off	def	tot	avg								
03	Robinson, Jasmine	15-15	489	32.6	70-172	.407	17-45	.378	43-68	.632	15	28	43	2.9	28	1	31	45	2	21	200	13.3
10	Perkins, Meghan	15-13	387	25.8	63-132	.477	0-4	.000	31-40	.775	27	38	65	4.3	42	1	21	27	14	26	157	10.5
23	Russell, Ericka	15-15	411	27.4	57-157	.363	29-91	.319	11-18	.611	7	27	34	2.3	37	0	16	18	0	21	154	10.3
21	Crosby, Kyra	7-2	137	19.6	21-55	.382	0-0	.000	15-32	.469	15	18	33	4.7	10	0	4	17	5	6	57	8.1
01	Daniels, Aneesah	15-2	304	20.3	37-82	.451	0-0	.000	28-50	.560	34	53	87	5.8	40	0	8	38	6	9	102	6.8
14	Hogue, Erin	15-9	315	21.0	33-75	.440	0-1	.000	18-31	.581	41	61	102	6.8	26	0	6	20	1	13	84	5.6
12	Myers, Shafontaye	15-1	305	20.3	28-90	.311	12-42	.286	12-18	.667	11	36	47	3.1	23	0	21	20	0	27	80	5.3
33	Merritt, Jessica	10-0	192	19.2	20-47	.426	2-5	.400	10-15	.667	7	15	22	2.2	12	0	9	7	0	10	52	5.2
22	Lee, Khristin	14-13	314	22.4	18-58	.310	0-0	.000	31-47	.660	15	30	45	3.2	41	2	39	27	3	14	67	4.8
05	Farmer, Celiscia	12-5	153	12.8	14-40	.350	3-13	.231	4-6	.667	7	28	35	2.9	24	0	4	12	3	3	35	2.9
15	Waters, Erika	3-0	11	3.7	0-0	.000	0-0	.000	0-0	.000	0	2	2	0.7	2	0	0	2	0	0	0	0.0
02	Bush, Kristin	2-0	7	3.5	0-3	.000	0-3	.000	0-2	.000	0	0	0	0.0	1	0	1	0	0	0	0	0.0
Team											45	23	68					5				
Total.....		15	3025		361-911	.396	63-204	.309	203-327	.621	224	359	583	38.9	286	4	160	238	34	150	988	65.9
Opponents.....		15	3025		312-815	.383	63-228	.276	194-308	.630	203	388	591	39.4	281	-	162	330	55	78	881	58.7

TEAM STATISTICS	UA	OPP	Date	Opponent	Score	Att.
SCORING	988	881	11/12/11	NICHOLLS STATE	w 72-51	1020
Points per game	65.9	58.7	11/15/11	at Central Arkansas	L 46-58	3320
Scoring margin	+7.1	-	11/18/11	NORTHWESTERN STATE	w 78-52	1117
FIELD GOALS-ATT	361-911	312-815	11/21/11	GEORGIA SOUTHERN	w 67-34	1147
Field goal pct	.396	.383	# 11/24/11	vs Old Dominion	L 76-77	247
3 POINT FG-ATT	63-204	63-228	# 11/25/11	vs SETON HALL	Wot 62-56	286
3-point FG pct	.309	.276	# 11/26/11	vs LOUISIANA TECH	w 67-59	305
3-pt FG made per game	4.2	4.2	12/02/11	SOUTHEASTERN LOUISIANA	w 69-56	1114
FREE THROWS-ATT	203-327	194-308	12/04/11	KANSAS	w 80-76	1138
Free throw pct	.621	.630	12/07/11	at North Texas	L 63-69	1182
F-Throws made per game	13.5	12.9	12/11/11	at NC State	L 57-79	4108
REBOUNDS	583	591	12/17/11	at Alabama State	w 64-54	564
Rebounds per game	38.9	39.4	12/19/11	PRESBYTERIAN	w 65-47	2670
Rebounding margin	-0.5	-	12/30/11	AIR FORCE	w 80-45	1453
ASSISTS	160	162	* 01/01/12	at South Carolina	L 42-68	3026
Assists per game	10.7	10.8				
TURNOVERS	238	330				
Turnovers per game	15.9	22.0				
Turnover margin	+6.1	-				
Assist/turnover ratio	0.7	0.5				
STEALS	150	78				
Steals per game	10.0	5.2				
BLOCKS	34	55				
Blocks per game	2.3	3.7				
ATTENDANCE	9659	13038				
Home games-Avg/Game	7-1380	5-2440				
Neutral site-Avg/Game	-	3-279				

* = Southeastern Conference game
= Paradise Jam (St. Thomas, USVI)

Score by Periods	1st	2nd	OT	Totals
Alabama	476	503	9	988
Opponents	425	452	4	881



2011-12 SOUTHEASTERN CONFERENCE STATISTICS

2011-12 Alabama Women's Basketball
Alabama Combined Team Statistics (as of Jan 01, 2012)
Conference games

RECORD:	OVERALL	HOME	AWAY	NEUTRAL
ALL GAMES	0-1	0-0	0-1	0-0
CONFERENCE	0-1	0-0	0-1	0-0
NON-CONFERENCE	0-0	0-0	0-0	0-0

#	Player	gp-gs	min	avg	Total		3-Point		F-Throw		Rebounds				pf	dq	a	to	blk	stl	pts	avg
					fg-fga	fg%	3fg-fga	3fg%	ft-fa	ft%	off	def	tot	avg								
03	Robinson, Jasmine	1-1	34	34.0	6-12	.500	0-2	.000	4-4	1.000	0	0	0	0.0	3	0	1	3	1	1	16	16.0
23	Russell, Ericka	1-1	36	36.0	4-10	.400	1-4	.250	0-0	.000	0	0	0	0.0	1	0	1	3	0	3	9	9.0
21	Crosby, Kyra	1-1	21	21.0	2-6	.333	0-0	.000	1-2	.500	2	2	4	4.0	2	0	0	2	0	1	5	5.0
01	Daniels, Aneesah	1-0	20	20.0	2-4	.500	0-0	.000	0-0	.000	0	3	3	3.0	3	0	1	8	1	0	4	4.0
12	Myers, Shafontaye	1-1	28	28.0	2-7	.286	0-1	.000	0-0	.000	0	3	3	3.0	3	0	2	1	0	3	4	4.0
10	Perkins, Meghan	1-1	22	22.0	2-5	.400	0-0	.000	0-0	.000	1	1	2	2.0	4	0	0	3	1	0	4	4.0
33	Merritt, Jessica	1-0	22	22.0	0-3	.000	0-2	.000	0-0	.000	0	3	3	3.0	0	0	2	0	0	1	0	0.0
05	Farmer, Celiscia	1-0	5	5.0	0-1	.000	0-1	.000	0-0	.000	0	1	1	1.0	3	0	0	0	0	0	0	0.0
14	Hogue, Erin	1-0	12	12.0	0-0	.000	0-0	.000	0-0	.000	1	0	1	1.0	0	0	0	0	0	0	0	0.0
Team											1	4	5									
Total.....		1	200		18-48	.375	1-10	.100	5-6	.833	5	17	22	22.0	19	0	7	20	3	9	42	42.0
Opponents.....		1	200		27-58	.466	6-18	.333	8-17	.471	16	22	38	38.0	10	-	12	15	4	6	68	68.0

TEAM STATISTICS	UA	OPP
SCORING	42	68
Points per game	42.0	68.0
Scoring margin	-26.0	-
FIELD GOALS-ATT	18-48	27-58
Field goal pct	.375	.466
3 POINT FG-ATT	1-10	6-18
3-point FG pct	.100	.333
3-pt FG made per game	1.0	6.0
FREE THROWS-ATT	5-6	8-17
Free throw pct	.833	.471
F-Throws made per game	5.0	8.0
REBOUNDS	22	38
Rebounds per game	22.0	38.0
Rebounding margin	-16.0	-
ASSISTS	7	12
Assists per game	7.0	12.0
TURNOVERS	20	15
Turnovers per game	20.0	15.0
Turnover margin	-5.0	-
Assist/turnover ratio	0.4	0.8
STEALS	9	6
Steals per game	9.0	6.0
BLOCKS	3	4
Blocks per game	3.0	4.0
ATTENDANCE	0	3026
Home games-Avg/Game	0-0	1-3026
Neutral site-Avg/Game	-	0-0

Date	Opponent	Score	Att.
* 01/01/12	at South Carolina	L 42-68	3026

* = Southeastern Conference game
= Paradise Jam (St. Thomas, USVI)

Score by Periods	1st	2nd	Totals
Alabama	15	27	42
Opponents	27	41	68

2011-12 STATISTICS IN HOME GAMES

RECORD:	OVERALL	HOME	AWAY	NEUTRAL
ALL GAMES	7-0	7-0	0-0	0-0
CONFERENCE	0-0	0-0	0-0	0-0
NON-CONFERENCE	7-0	7-0	0-0	0-0

#	Player	gp-gs	min	avg	Total		3-Point		F-Throw		Rebounds										pts	avg
					fg-fga	fg%	3fg-fga	3fg%	ft-fa	ft%	off	def	tot	avg	pf	dq	a	to	blk	stl		
10	Perkins, Meghan	7-6	195	27.9	37-75	.493	0-1	.000	22-28	.786	22	23	45	6.4	15	0	10	10	8	12	96	13.7
03	Robinson, Jasmine	7-7	217	31.0	37-86	.430	9-26	.346	12-22	.545	7	16	23	3.3	12	1	17	15	0	9	95	13.6
23	Russell, Ericka	7-7	160	22.9	28-66	.424	15-42	.357	2-3	.667	3	11	14	2.0	17	0	6	5	0	8	73	10.4
21	Crosby, Kyra	3-1	52	17.3	7-24	.292	0-0	.000	10-20	.500	6	10	16	5.3	2	0	2	7	2	1	24	8.0
01	Daniels, Aneesah	7-1	147	21.0	20-39	.513	0-0	.000	14-25	.560	20	34	54	7.7	18	0	5	12	5	3	54	7.7
14	Hogue, Erin	7-4	126	18.0	19-39	.487	0-0	.000	11-12	.917	21	19	40	5.7	8	0	5	7	1	6	49	7.0
33	Merritt, Jessica	5-0	82	16.4	12-25	.480	0-1	.000	3-4	.750	5	7	12	2.4	5	0	4	4	0	4	27	5.4
12	Myers, Shafontaye	7-0	147	21.0	13-44	.295	8-29	.276	3-4	.750	5	24	29	4.1	9	0	9	12	0	12	37	5.3
05	Farmer, Celiscia	6-3	94	15.7	12-29	.414	3-7	.429	4-5	.800	6	18	24	4.0	12	0	4	9	3	3	31	5.2
22	Lee, Khristin	7-6	162	23.1	7-28	.250	0-0	.000	11-15	.733	10	19	29	4.1	22	2	23	11	3	7	25	3.6
02	Bush, Kristin	2-0	7	3.5	0-3	.000	0-3	.000	0-2	.000	0	0	0	0.0	1	0	1	0	0	0	0	0.0
15	Waters, Erika	3-0	11	3.7	0-0	.000	0-0	.000	0-0	.000	0	2	2	0.7	2	0	0	2	0	0	0	0.0
Team											17	6	23					4				
Total.....		7	1400		192-458	.419	35-109	.321	92-140	.657	122	189	311	44.4	123	3	86	98	22	65	511	73.0
Opponents.....		7	1400		127-374	.340	27-107	.252	80-122	.656	84	170	254	36.3	117	-	65	149	31	32	361	51.6

TEAM STATISTICS	UA	OPP	Date	Opponent	Score	Att.
SCORING	511	361	11/12/11	NICHOLLS STATE	w 72-51	1020
Points per game	73.0	51.6	11/18/11	NORTHWESTERN STATE	w 78-52	1117
Scoring margin	+21.4	-	11/21/11	GEORGIA SOUTHERN	w 67-34	1147
FIELD GOALS-ATT	192-458	127-374	12/02/11	SOUTHEASTERN LOUISIANA	w 69-56	1114
Field goal pct	.419	.340	12/04/11	KANSAS	w 80-76	1138
3 POINT FG-ATT	35-109	27-107	12/19/11	PRESBYTERIAN	w 65-47	2670
3-point FG pct	.321	.252	12/30/11	AIR FORCE	w 80-45	1453
3-pt FG made per game	5.0	3.9				
FREE THROWS-ATT	92-140	80-122				
Free throw pct	.657	.656				
F-Throws made per game	13.1	11.4				
REBOUNDS	311	254				
Rebounds per game	44.4	36.3				
Rebounding margin	+8.1	-				
ASSISTS	86	65				
Assists per game	12.3	9.3				
TURNOVERS	98	149				
Turnovers per game	14.0	21.3				
Turnover margin	+7.3	-				
Assist/turnover ratio	0.9	0.4				
STEALS	65	32				
Steals per game	9.3	4.6				
BLOCKS	22	31				
Blocks per game	3.1	4.4				
ATTENDANCE	9659	0				
Home games-Avg/Game	7-1380	0-0				
Neutral site-Avg/Game	-	0-0				

* = Southeastern Conference game
= Paradise Jam (St. Thomas, USVI)

Score by Periods	1st	2nd	Totals
ATT	240	270	511
OPP	220	144	361

2011-12 STATISTICS IN AWAY GAMES

RECORD:	OVERALL	HOME	AWAY	NEUTRAL
ALL GAMES	1-4	0-0	1-4	0-0
CONFERENCE	0-1	0-0	0-1	0-0
NON-CONFERENCE	1-3	0-0	1-3	0-0

#	Player	gp-gs	min	avg	Total		3-Point		F-Throw		Rebounds					pf	dq	a	to	blk	stl	pts	avg	
					fg-fga	fg%	3fg-fga	3fg%	ft-fa	ft%	off	def	tot	avg										
03	Robinson, Jasmine	5-5	159	31.8	20-48	.417	4-11	.364	18-29	.621	4	6	10	2.0	12	0	7	22	2	9	62	12.4		
21	Crosby, Kyra	4-1	85	21.3	14-31	.452	0-0	.000	5-12	.417	9	8	17	4.3	8	0	2	10	3	5	33	8.3		
12	Myers, Shafontaye	5-1	118	23.6	14-36	.389	3-10	.300	9-12	.750	6	11	17	3.4	9	0	10	5	0	9	40	8.0		
10	Perkins, Meghan	5-4	96	19.2	16-28	.571	0-2	.000	2-5	.400	2	10	12	2.4	17	0	4	11	5	2	34	6.8		
23	Russell, Ericka	5-5	138	27.6	10-40	.250	4-21	.190	4-4	1.000	3	6	9	1.8	14	0	5	9	0	4	28	5.6		
33	Merritt, Jessica	5-0	110	22.0	8-22	.364	2-4	.500	7-11	.636	2	8	10	2.0	7	0	5	3	0	6	25	5.0		
01	Daniels, Aneesah	5-1	102	20.4	8-22	.364	0-0	.000	6-10	.600	7	13	20	4.0	15	0	3	21	1	4	22	4.4		
22	Lee, Khristin	4-4	63	15.8	4-11	.364	0-0	.000	6-13	.462	3	7	10	2.5	11	0	5	12	0	4	14	3.5		
14	Hogue, Erin	5-3	87	17.4	6-15	.400	0-0	.000	0-6	.000	7	16	23	4.6	10	0	1	5	0	2	12	2.4		
05	Farmer, Celiscia	4-1	42	10.5	1-7	.143	0-5	.000	0-0	.000	0	9	9	2.3	10	0	0	3	0	0	2	0.5		
Team											13	13	26											
Total.....		5	1000		101-260	.388	13-53	.245	57-102	.559	56	107	163	32.6	113	0	42	101	11	45	272	54.4		
Opponents.....		5	1000		114-288	.396	24-84	.286	76-133	.571	92	124	216	43.2	98	-	54	101	16	35	328	65.6		

TEAM STATISTICS	UA	OPP	Date	Opponent	Score	Att.
SCORING	272	328	11/15/11	at Central Arkansas	L 46-58	3320
Points per game	54.4	65.6	12/07/11	at North Texas	L 63-69	1182
Scoring margin	-11.2	-	12/11/11	at NC State	L 57-79	4108
FIELD GOALS-ATT	101-260	114-288	12/17/11	at Alabama State	W 64-54	564
Field goal pct	.388	.396	* 01/01/12	at South Carolina	L 42-68	3026
3 POINT FG-ATT	13-53	24-84				
3-point FG pct	.245	.286				
3-pt FG made per game	2.6	4.8				
FREE THROWS-ATT	57-102	76-133				
Free throw pct	.559	.571				
F-Throws made per game	11.4	15.2				
REBOUNDS	163	216				
Rebounds per game	32.6	43.2				
Rebounding margin	-10.6	-				
ASSISTS	42	54				
Assists per game	8.4	10.8				
TURNOVERS	101	101				
Turnovers per game	20.2	20.2				
Turnover margin	+0.0	-				
Assist/turnover ratio	0.4	0.5				
STEALS	45	35				
Steals per game	9.0	7.0				
BLOCKS	11	16				
Blocks per game	2.2	3.2				
ATTENDANCE	0	12200				
Home games-Avg/Game	0-0	5-2440				
Neutral site-Avg/Game	-	0-0				

* = Southeastern Conference game
= Paradise Jam (St. Thomas, USVI)

Score by Periods	1st	2nd	Totals
Alabama	123	149	272
Opponents	150	178	328

2011-12 STATISTICS IN NEUTRAL GAMES

RECORD:	OVERALL	HOME	AWAY	NEUTRAL
ALL GAMES	2-1	0-0	0-0	2-1
CONFERENCE	0-0	0-0	0-0	0-0
NON-CONFERENCE	2-1	0-0	0-0	2-1

#	Player	gp-gs	min	avg	Total		3-Point		F-Throw		Rebounds								pts	avg			
					fg-fga	fg%	3fg-fga	3fg%	ft-fa	ft%	off	def	tot	avg	pf	dq	a	to			blk	stl	
23	Russell, Ericka	3-3	113	37.7	19-51	.373	10-28	.357	5-11	.455	1	10	11	3.7	6	0	5	4	0	9	53	17.7	
03	Robinson, Jasmine	3-3	113	37.7	13-38	.342	4-8	.500	13-17	.765	4	6	10	3.3	4	0	7	8	0	3	43	14.3	
22	Lee, Khristin	3-3	89	29.7	7-19	.368	0-0	.000	14-19	.737	2	4	6	2.0	8	0	11	4	0	3	28	9.3	
10	Perkins, Meghan	3-3	96	32.0	10-29	.345	0-1	.000	7-7	1.000	3	5	8	2.7	10	1	7	6	1	12	27	9.0	
01	Daniels, Aneesah	3-0	55	18.3	9-21	.429	0-0	.000	8-15	.533	7	6	13	4.3	7	0	0	5	0	2	26	8.7	
14	Hogue, Erin	3-2	102	34.0	8-21	.381	0-1	.000	7-13	.538	13	26	39	13.0	8	0	0	8	0	5	23	7.7	
05	Farmer, Celiscia	2-1	17	8.5	1-4	.250	0-1	.000	0-1	.000	1	1	2	1.0	2	0	0	0	0	0	2	1.0	
12	Myers, Shafontaye	3-0	40	13.3	1-10	.100	1-3	.333	0-2	.000	0	1	1	0.3	5	0	2	3	0	6	3	1.0	
Team											15	4	19					1					
Total.....		3	625		68-193	.352	15-42	.357	54-85	.635	46	63	109	36.3	50	1	32	39	1	40	205	68.3	
Opponents.....		3	625		71-153	.464	12-37	.324	38-53	.717	27	94	121	40.3	66	-	43	80	8	11	192	64.0	

TEAM STATISTICS	UA	OPP	Date	Opponent	Score	Att.
SCORING	205	192	11/24/11	vs Old Dominion	L 76-77	247
Points per game	68.3	64.0	11/25/11	vs SETON HALL	Wot 62-56	286
Scoring margin	+4.3	-	11/26/11	vs LOUISIANA TECH	W 67-59	305
FIELD GOALS-ATT	68-193	71-153	* - Conference game			
Field goal pct	.352	.464				
3 POINT FG-ATT	15-42	12-37				
3-point FG pct	.357	.324				
3-pt FG made per game	5.0	4.0				
FREE THROWS-ATT	54-85	38-53				
Free throw pct	.635	.717				
F-Throws made per game	18.0	12.7				
REBOUNDS	109	121				
Rebounds per game	36.3	40.3				
Rebounding margin	-4.0	-				
ASSISTS	32	43				
Assists per game	10.7	14.3				
TURNOVERS	39	80				
Turnovers per game	13.0	26.7				
Turnover margin	+13.7	-				
Assist/turnover ratio	0.8	0.5				
STEALS	40	11				
Steals per game	13.3	3.7				
BLOCKS	1	8				
Blocks per game	0.3	2.7				
ATTENDANCE	0	838				
Home games-Avg/Game	0-0	0-0				
Neutral site-Avg/Game	-	3-279				

Score by Periods	1st	2nd	OT	Totals
Alabama	104	92	9	205
Opponents	100	89	3	192

2011-12 STATISTICS IN WINS

RECORD:	OVERALL	HOME	AWAY	NEUTRAL
ALL GAMES	10-0	7-0	1-0	2-0
CONFERENCE	0-0	0-0	0-0	0-0
NON-CONFERENCE	10-0	7-0	1-0	2-0

#	Player	gp-gs	min	avg	Total		3-Point		F-Throw		Rebounds										pts	avg
					fg-fga	fg%	3fg-fga	3fg%	ft-fga	ft%	off	def	tot	avg	pf	dq	a	to	blk	stl		
03	Robinson, Jasmine	10-10	330	33.0	50-119	.420	14-37	.378	30-47	.638	12	23	35	3.5	16	1	22	25	0	13	144	14.4
10	Perkins, Meghan	10-9	268	26.8	45-97	.464	0-1	.000	26-32	.813	25	26	51	5.1	24	0	15	14	9	18	116	11.6
23	Russell, Ericka	10-10	271	27.1	36-107	.336	19-61	.311	8-14	.571	5	21	26	2.6	25	0	12	10	0	14	99	9.9
01	Daniels, Aneesah	10-2	214	21.4	30-61	.492	0-0	.000	23-41	.561	28	40	68	6.8	25	0	6	20	5	7	83	8.3
21	Crosby, Kyra	4-1	62	15.5	8-29	.276	0-0	.000	12-22	.545	7	11	18	4.5	2	0	2	7	3	2	28	7.0
14	Hogue, Erin	10-6	220	22.0	25-55	.455	0-0	.000	17-23	.739	28	49	77	7.7	17	0	5	13	1	9	67	6.7
12	Myers, Shafontaye	10-0	199	19.9	18-52	.346	10-32	.313	10-16	.625	7	27	34	3.4	12	0	12	13	0	19	56	5.6
22	Lee, Khristin	10-9	245	24.5	15-48	.313	0-0	.000	21-31	.677	14	22	36	3.6	27	2	29	16	3	9	51	5.1
33	Merritt, Jessica	6-0	91	15.2	12-27	.444	0-1	.000	3-4	.750	5	9	14	2.3	8	0	4	5	0	4	27	4.5
05	Farmer, Celiscia	8-3	107	13.4	13-33	.394	3-7	.429	4-6	.667	7	19	26	3.3	15	0	4	11	3	3	33	4.1
15	Waters, Erika	3-0	11	3.7	0-0	.000	0-0	.000	0-0	.000	0	2	2	0.7	2	0	0	2	0	0	0	0.0
02	Bush, Kristin	2-0	7	3.5	0-3	.000	0-3	.000	0-2	.000	0	0	0	0.0	1	0	1	0	0	0	0	0.0
Team											34	10	44				5					
Total.....		10	2025		252-631	.399	46-142	.324	154-238	.647	172	259	431	43.1	174	3	112	141	24	98	704	70.4
Opponents.....		10	2025		190-535	.355	41-151	.272	109-173	.630	120	251	371	37.1	192	-	100	221	41	40	530	53.0

TEAM STATISTICS	UA	OPP	Date	Opponent	Score	Att.
SCORING	704	530	11/12/11	NICHOLLS STATE	w 72-51	1020
Points per game	70.4	53.0	11/18/11	NORTHWESTERN STATE	w 78-52	1117
Scoring margin	+17.4	-	11/21/11	GEORGIA SOUTHERN	w 67-34	1147
FIELD GOALS-ATT	252-631	190-535	# 11/25/11	vs SETON HALL	Wot 62-56	286
Field goal pct	.399	.355	# 11/26/11	vs LOUISIANA TECH	w 67-59	305
3 POINT FG-ATT	46-142	41-151	12/02/11	SOUTHEASTERN LOUISIANA	w 69-56	1114
3-point FG pct	.324	.272	12/04/11	KANSAS	w 80-76	1138
3-pt FG made per game	4.6	4.1	12/17/11	at Alabama State	w 64-54	564
FREE THROWS-ATT	154-238	109-173	12/19/11	PRESBYTERIAN	w 65-47	2670
Free throw pct	.647	.630	12/30/11	AIR FORCE	w 80-45	1453
F-Throws made per game	15.4	10.9				
REBOUNDS	431	371				
Rebounds per game	43.1	37.1				
Rebounding margin	+6.0	-				
ASSISTS	112	100				
Assists per game	11.2	10.0				
TURNOVERS	141	221				
Turnovers per game	14.1	22.1				
Turnover margin	+8.0	-				
Assist/turnover ratio	0.8	0.5				
STEALS	98	40				
Steals per game	9.8	4.0				
BLOCKS	24	41				
Blocks per game	2.4	4.1				
ATTENDANCE	9659	1155				
Home games-Avg/Game	7-1380	1-564				
Neutral site-Avg/Game	-	2-296				

* = Southeastern Conference game
= Paradise Jam (St. Thomas, USVI)

Score by Periods 1st 2nd OT Totals

2011-12 STATISTICS IN LOSSES

RECORD:	OVERALL	HOME	AWAY	NEUTRAL
ALL GAMES	0-5	0-0	0-4	0-1
CONFERENCE	0-1	0-0	0-1	0-0
NON-CONFERENCE	0-4	0-0	0-3	0-1

#	Player	gp-gs	min	avg	Total		3-Point		F-Throw		Rebounds				pf	dq	a	to	blk	stl	pts	avg		
					fg-fga	fg%	3fg-fga	3fg%	ft-fa	ft%	off	def	tot	avg										
03	Robinson, Jasmine	5-5	159	31.8	20-53	.377	3-8	.375	13-21	.619	3	5	8	1.6	12	0	9	20	2	8	56	11.2		
23	Russell, Ericka	5-5	140	28.0	21-50	.420	10-30	.333	3-4	.750	2	6	8	1.6	12	0	4	8	0	7	55	11.0		
21	Crosby, Kyra	3-1	75	25.0	13-26	.500	0-0	.000	3-10	.300	8	7	15	5.0	8	0	2	10	2	4	29	9.7		
10	Perkins, Meghan	5-4	119	23.8	18-35	.514	0-3	.000	5-8	.625	2	12	14	2.8	18	1	6	13	5	8	41	8.2		
33	Merritt, Jessica	4-0	101	25.3	8-20	.400	2-4	.500	7-11	.636	2	6	8	2.0	4	0	5	2	0	6	25	6.3		
12	Myers, Shafontaye	5-1	106	21.2	10-38	.263	2-10	.200	2-2	1.000	4	9	13	2.6	11	0	9	7	0	8	24	4.8		
22	Lee, Khristin	4-4	69	17.3	3-10	.300	0-0	.000	10-16	.625	1	8	9	2.3	14	0	10	11	0	5	16	4.0		
01	Daniels, Aneesah	5-0	90	18.0	7-21	.333	0-0	.000	5-9	.556	6	13	19	3.8	15	0	2	18	1	2	19	3.8		
14	Hogue, Erin	5-3	95	19.0	8-20	.400	0-1	.000	1-8	.125	13	12	25	5.0	9	0	1	7	0	4	17	3.4		
05	Farmer, Celiscia	4-2	46	11.5	1-7	.143	0-6	.000	0-0	.000	0	9	9	2.3	9	0	0	1	0	0	2	0.5		
Team											11	13	24											
Total.....		5	1000		109-280	.389	17-62	.274	49-89	.551	52	100	152	30.4	112	1	48	97	10	52	284	56.8		
Opponents.....		5	1000		122-280	.436	22-77	.286	85-135	.630	83	137	220	44.0	89	-	62	109	14	38	351	70.2		

TEAM STATISTICS	UA	OPP	Date	Opponent	Score	Att.
SCORING	284	351	11/15/11	at Central Arkansas	L 46-58	3320
Points per game	56.8	70.2	# 11/24/11	vs Old Dominion	L 76-77	247
Scoring margin	-13.4	-	12/07/11	at North Texas	L 63-69	1182
FIELD GOALS-ATT	109-280	122-280	12/11/11	at NC State	L 57-79	4108
Field goal pct	.389	.436	* 01/01/12	at South Carolina	L 42-68	3026
3 POINT FG-ATT	17-62	22-77				
3-point FG pct	.274	.286				
3-pt FG made per game	3.4	4.4				
FREE THROWS-ATT	49-89	85-135				
Free throw pct	.551	.630				
F-Throws made per game	9.8	17.0				
REBOUNDS	152	220				
Rebounds per game	30.4	44.0				
Rebounding margin	-13.6	-				
ASSISTS	48	62				
Assists per game	9.6	12.4				
TURNOVERS	97	109				
Turnovers per game	19.4	21.8				
Turnover margin	+2.4	-				
Assist/turnover ratio	0.5	0.6				
STEALS	52	38				
Steals per game	10.4	7.6				
BLOCKS	10	14				
Blocks per game	2.0	2.8				
ATTENDANCE	0	11883				
Home games-Avg/Game	0-0	4-2909				
Neutral site-Avg/Game	-	1-247				

* = Southeastern Conference game
= Paradise Jam (St. Thomas, USVI)

Score by Periods	1st	2nd	Totals
Alabama	135	149	284
Opponents	170	181	351

GAME 1: ALABAMA 72, NICHOLLS STATE 51

TUSCALOOSA, Ala. - Junior Meghan Perkins scored 13 points to lead the Alabama women's basketball team to a 72-51 victory over Nicholls State in Foster Auditorium on Saturday. The Crimson Tide opens its season with a 1-0 record, while the Colonels dip to 0-1.

"I thought our intensity level picked up during the second half," said Alabama head coach Wendell Hudson. "I don't know if it's first game jitters or whatever you want to call it. The first five minutes in the first half we did not have that intensity level like we've had in practice and the exhibition game. You can see this team has a lot of potential though. We have the chance to have a really good basketball team."

The first half was back-and-forth between the Tide and the Colonels, with the teams trading baskets on several possessions. Alabama led 29-25 going into the break.

Alabama started off the second on a 14-4 run and led by as many as 21 points in the half. Senior Ericka Russell finished with 11 points, nine of them coming in the second half on three-pointers, leading to her 1,000th career point. Juniors Celiscia Farmer and Kyra Crosby and sophomore Khristin Lee added nine points each. Farmer also had eight boards for the Tide.

For the game, Alabama scored 22 points off of 19 Colonels turnovers. The Tide also had tremendous help from the bench, with its reserves contributing 34 of Alabama's 72 points. Freshman Aneesh Daniels added seven points and was the leading rebounder with 10 boards.

Official Basketball Box Score - Game Totals - Final Statistics
Nicholls State vs Alabama
11/12/11 7:30 p.m. at Tuscaloosa, Ala. (Foster Auditorium)

Nicholls State 51 • 0-1

#	Player	Total		3-Ptr		Rebounds					PF	TP	A	T	Bk	Stl	Min
		FG	FTA	FT	FTA	Off	Def	Tot									
01	Leslie, Sumar	4-9	1-2	3-4	3	12	5	4	1	1	33						
02	Babin, KK	1-7	0-5	3-4	0	2	2	0	5	2	5	0	1	40			
13	Martin, Holly	1-5	0-1	2-4	0	2	2	3	4	0	1	0	21				
32	McCarthy, LiAnn	2-11	0-1	3-4	1	4	5	3	3	1	1	0	21				
34	Allen, Alisha	5-15	0-2	2-3	2	4	6	4	12	0	2	2	25				
03	Lee, Stacy	0-0	0-0	0-0	0	0	0	0	0	0	1	0	3				
04	Hoskins, Jasmine	1-3	1-1	0-0	1	1	2	3	0	0	0	0	8				
12	Nash, Jenny	2-6	2-6	0-0	1	4	5	3	6	1	1	0	1	26			
21	Ellis, Syleida	1-2	0-0	0-2	3	0	3	2	2	0	3	0	9				
33	Luton, Erin	0-0	0-0	0-0	0	0	0	0	0	0	0	0	1				
35	Quillery, JonMarie	0-1	0-0	0-0	0	3	3	2	0	0	1	0	13				
	Totals	17-59	4-18	13-21	13	26	39	22	51	9	19	3	6	200			
FG % 1st Half: 10-30 33.3% 2nd half: 7-29 24.1% Game: 17-59 28.8% Disables: 0																	
3FG % 1st Half: 3-9 33.3% 2nd Half: 1-9 11.1% Game: 4-18 22.2% Disables: 0																	
FT % 1st Half: 2-7 28.6% 2nd Half: 11-14 78.6% Game: 13-21 61.9% Disables: 0																	

Alabama 72 • 1-0

#	Player	Total		3-Ptr		Rebounds							PF	TP	A	T	Bk	Stl	Min
		FG	FTA	FT	FTA	Off	Def	Total	PF	TP	A	T							
01	Robinson, Jasmine	1-7	2-2	0-2	3-3	0	4	4	0	5	2	2	0	1	29				
05	Farmer, Celiscia	4-6	1-1	0-0	2	6	8	4	9	1	2	1	1	18					
14	Hogue, Erin	2-3	0-0	0-0	3	1	4	4	0	0	0	0	0	11					
22	Lee, Khristin	2-7	0-0	5-7	4	3	7	3	9	0	0	1	1	36					
33	Russell, Ericka	4-13	3-9	0-0	0	2	2	3	11	1	2	0	0	23					
01	Daniels, Aneesh	3-4	0-0	1-2	3	7	10	2	7	2	3	1	0	16					
10	Perkins, Meghan	5-11	0-1	3-4	1	1	2	1	13	4	1	1	2	21					
12	Myers, Shafontay	2-5	0-2	1-2	0	4	4	1	5	0	3	0	1	15					
21	Crosby, Kyra	3-9	0-0	3-11	4	2	6	0	9	2	2	0	0	22					
33	Merritt, Jessica	0-1	0-0	0-0	1	2	3	1	0	1	1	0	0	9					
Totals		26-66	4-15	16-29	19	33	52	15	72	13	16	4	7	200					
FG % 1st Half:		10-30	33.3%	2nd Half:	16-36	44.4%	Game:		26-66	39.4%					Double				
3FG % 1st Half:		1-5	20.0%	2nd Half:	3-13	23.0%	Game:		4-15	26.7%					Double				
FT % 1st Half:		8-18	44.4%	2nd Half:	8-11	72.7%	Game:		16-29	55.2%					Double				

Officials: Kelly Johnson, Nanette Sink, Kyle Galloway
Technical fouls: Nicholls State-Luton, Erin. Alabama-None.
Attendance: 1020

Score by periods	1st	2nd	Total
Nicholls State	25	26	51
Alabama	29	43	72

Last FG - NSU 2nd-04:03, UA 2nd-01:52
Largest lead - NSU by 3 1st-15:55, UA by 21 2nd-04:42

Score tied - 3 times.
Lead changed - 4 times.

Score tied - 3 times
Lead changed - 4 times

GAME 2: CENTRAL ARKANSAS 58, ALABAMA 46

CONWAY, Ark. - The women's basketball team suffered its first loss of the 2011-12 season, falling 58-46 at Central Arkansas on Tuesday at the Farris Center. The Crimson Tide is now 1-1 on the season, while the Sugar Bears improve to 2-0.

Central Arkansas capitalized on its 18 trips to the free throw line, scoring 22 points from the stripe, while also collecting 23 offensive boards resulting in 21 second-chance points.

"We did not play very good basketball tonight," said Alabama head coach Wendell Hudson. "We gave up 23 offensive rebounds and had 24 turnovers. This team is going through a little bit of growing pains together. We just could not get five people on the same page tonight. Like I told the team after the game, two games does not make up a season. When we play together, we are a pretty good basketball team."

Sophomore Jasmine Robinson finished as Alabama's leading scorer with 13 points, while also adding a game-high four steals. Junior Kyra Crosby collected a team-best seven rebounds in addition to three thefts.

A free throw by Robinson got the Tide on the board first at the 17:40 mark, however neither team was able to get much going offensively in the early part of the game. Alabama would hold onto the lead until a pair of free throws put the Sugar Bears in front 8-7 with 8:58 to go. Central Arkansas extended its lead to as many as eight in the half, taking advantage of eight trips to the free throw line. The Tide pulled within two with 15 seconds to play thanks to an 8-2 run, but a last second put-back for the Sugar Bears gave Central Arkansas a 24-20 lead at the break.

Despite being down at the half, Alabama did end up with a better shooting percentage from the floor, going 9-for-31 (29.0 percent), while Central Arkansas was 6-for-29 (20.7 percent).

The Tide scored three points to open the second to close the gap to one point, but two more quick trips to the free throw line for the Sugar Bears put the lead back at five with 17:27 on the clock. Central Arkansas would take its first double-digit advantage of the game at the 7:23 mark, leading 44-34. Alabama would come within eight, but would not get any closer for the duration of the game.

Official Basketball Box Score - Game Totals - Final Statistics
Alabama vs Central Arkansas
11/15/11 7:00 at Conway, Ark. (Farris Center)

Alabama 46 • 1-1

#	Player	Total	3-Ptr	Rebounds	PF	TP	A	T	Bk	Stl	Min			
		FG-RGA	FT-FTA	Off Def Tot										
01	Robinson, Jasmine	5-12	1-2	2-4	1	1	2	1	13	1	6	0	4	36
05	Farmer, Celiscia	0-2	0-0	0-0	0	6	6	2	0	0	0	0	0	16
14	Hogue, Erin	0-3	0-0	0-0	2	1	3	2	6	0	0	0	1	14
32	Lee, Khristin	0-0	0-0	0-0	1	3	4	0	2	3	0	1	1	11
23	Russell, Ericka	2-4	0-4	0-0	1	2	3	4	4	0	0	0	0	24
01	Daniels, Aneesh	0-2	0-0	0-0	2	2	4	3	0	3	0	0	0	11
10	Perkins, Meghan	5-11	0-2	0-0	0	3	3	4	10	1	2	1	0	28
12	Myers, Shafontay	0-3	0-1	0-0	0	1	1	1	0	0	1	0	0	9
21	Crosby, Kyra	1-9	0-0	1-5	2	5	7	4	11	0	5	1	3	30
33	Merritt, Jessica	5-6	0-0	0-0	1	0	1	1	2	2	1	0	1	21
Team				2	2	4								
Totals		21-55	1-11	3-9	12	26	38	25	46	6	24	2	10	200
FG % 1st Half:	9-31	29.0%	2nd Half:	12-24	50.0%	Game:	21-55	38.2%						
3FG % 1st Half:	0-5	0.0%	2nd Half:	1-6	16.7%	Game:	1-11	9.1%						
FT % 1st Half:	2-4	50.0%	2nd Half:	1-5	20.0%	Game:	3-9	33.3%						

Central Arkansas 58 • 2-0

#	Player	Total	3-Ptr	Rebounds	Off	Def	TP	A	T	Bk	Stl			
		FG-RGA	FT-FTA	Off	Def	Tot	PF	TP	A	T	Bk	Stl		
11	Herbert, Megan	f 6-14	0-2	5-9	9	9	18	3	17	0	2	0	0	26
30	Rogers, Desiree	f 1-9	0-2	2-5	5	3	8	1	4	0	1	0	1	26
02	Rice, Micah	f 1-9	1-7	2-2	1	0	1	2	5	0	3	0	1	34
15	Guiden, Nakela	f 0-7	0-1	8-9	2	2	4	1	14	1	5	1	3	36
23	Rogers, Destine	f 3-5	0-3	2-2	1	3	4	1	4	2	3	0	1	40
04	Taylor, Westin	f 0-2	0-0	0-0	0	0	0	1	0	0	0	0	0	4
10	Duwers, Britney	f 1-2	1-2	0-0	0	0	0	1	3	2	0	0	0	10
30	Govan, Courtney	f 4-11	0-4	3-6	3	6	9	3	11	2	3	0	1	24
Team				2	2	4								
Totals		17-59	2-23	22-34	23	25	48	13	58	5	19	1	7	200
FG % 1st Half:		6-29	20.7%	2nd Half:	11-30	36.7%	Game:	17-59	28.8%					
3FG % 1st Half:		1-4	7.1%	2nd Half:	1-9	11.1%	Game:	2-23	8.7%					
FT % 1st Half:		11-16	68.8%	2nd Half:	11-18	61.1%	Game:	22-34	64.7%					

Officials: Jeff Casdile, Rick Morris, Betty Booker-Perkins
Technical fouls: Alabama-None; Central Arkansas-None.
Attendance: 3320

Score by periods	1st	2nd	Total
Alabama	20	26	46
Central Arkansas	24	34	58

Last FG - UA 2nd-02:03, UA 2nd-04:18
Largest lead - UA by 3 1st-16:50, UA by 12 2nd-00:16

Score tied - 2 times
Lead changed - 5 times

GAME 3: ALABAMA 78, NORTHWESTERN STATE 52

TUSCALOOSA, Ala. - Junior guard Meghan Perkins, playing in just her third game for the Crimson Tide, scored a career-high 22 points to lead the Alabama women's basketball team to a 78-52 victory over the Northwestern State Lady Demons on Friday at Foster Auditorium. With the win, the Crimson Tide improves to 2-1 while Northwestern State falls to 1-2.

Sophomore guard Jasmine Robinson also notched a new career-high, scoring 20 points to go along with a game-high six assists, while senior guard Ericka Russell added 15 points for the Tide.

Alabama led by as many as 31 points in the second half after leading 42-23 at halftime. For the game, the Tide forced 29 turnovers, turning those into 24 points while outscoring the Lady Demons 36-18 on points in the paint. Alabama led for 39 of the game's 40 minutes.

"We got a lot better tonight by sharing the basketball," said Alabama head coach Wendell Hudson. "We had 18 assists and 19 turnovers in the game, but we'll take that because the team was trying to make the extra pass. I like that a lot. The most impressive thing we did though is play with a lot of attention. We didn't come out too fast. We came out strong and played consistently. We shared the basketball a lot and were able to get the ball to our center. When you share the basketball, you're able to play better basketball. We played with a sense of urgency, and we'll continue to keep getting better throughout the season."

Leading 8-6 at the 15:06 juncture of the first half, the Tide embarked on a 15-3 run over a five-and-a-half minute stretch to take a commanding 23-9 lead. From there, Alabama would build upon its advantage, stretching the lead to as much as 20 points at the 3:02 mark of the half before settling on a 42-23 halftime advantage. Robinson, Perkins and Russell combined for 32 of the Tide's 42 first half points.

The Lady Demons cut the margin to 53-38 over the first five minutes of the second half, but would not get any closer the rest of the way. A 13-2 Alabama run, spanning a little over six minutes of the half, gave the Tide a healthy 66-40 advantage from which it would coast to victory.

In addition to her game-high and career-high of 22 points, Perkins also added a game-high nine rebounds, while junior guard/forward Erin Hogue totaled a career-high eight rebounds for the Tide.

Senior guard Jordi James led the Lady Demons with 13 points.

Official Basketball Box Score - Game Totals - Final Statistics
Northwestern State vs Alabama
11/18/11 6:30 p.m. at Tuscaloosa, Ala. (Foster Auditorium)

Northwestern State 52 • 1-2

#	Player	Total	3-Ptr			Rebounds			PF	TP	A	T	Bk	Stl	Min	
		FG-RGA	FT-FTA	Off	Def	Tot	Off	Def								
01	Drake, Ronikka	1-7	0-4	2	2	4	0	1	3	4	7	0	1	30		
14	Graf, Meredith	4-7	2-5	2	4	6	2	6	8	2	12	3	4	1	26	
21	James, Jordi	4-12	1-4	4	4	8	1	4	5	3	13	1	6	0	31	
24	Bradley, Jasmine	4-12	0-1	1	2	3	4	4	8	4	9	0	3	3	33	
31	Armistead, Trudy	5-9	0-0	1	2	3	5	10	2	1	2	0	1	2	25	
02	Williams, Tiandra	0-1	0-0	0	0	0	0	1	1	1	0	0	3	0	7	
05	Triplett, Tashana	0-5	0-2	0	0	0	1	1	2	0	0	2	0	0	15	
15	Ford, Ebony	0-1	0-0	0	0	0	0	1	1	0	0	0	1	0	5	
20	Ausmer, Ariane	0-1	0-1	2	3	5	1	2	3	1	2	2	1	0	12	
21	Upchurch, Jasmine	1-1	0-0	0	0	0	1	3	4	0	2	0	0	2	1	16
	Team			2	2	4										
Totals		19-56	3-17	11-16	14	26	40	17	52	10	29	8	7	200		
FG % 1st half:		9-27	33.3%	2nd half:		10-29	34.5%	Game:		19-56	33.9%					Overall
3FG % 1st Half:		2-8	25.0%	2nd Half:		1-9	11.1%	Game:		3-17	17.6%					Double/d
FT % 1st Half:		3-5	60.0%	2nd Half:		8-11	72.7%	Game:		11-16	68.8%					Shoot %

GAME 4: ALABAMA 67, GEORGIA SOUTHERN 34

TUSCALOOSA, Ala. - The Alabama women's basketball team improved to 3-1 after downing Georgia Southern on Monday at Foster Auditorium, 67-34. The Crimson Tide was paced by senior Ericka Russell, who led all scorers with 15 points, and sophomore Jasmine Robinson, who chipped in 14 points.

"I thought our intensity level was the best that we've had since I've been here," said Alabama head coach Wendell Hudson. "For 40 minutes, the intensity level was where it should have been. Defensively, we dominated the basketball game."

Alabama got off to a quick start, scoring the game's first seven points, and never looked back. With seven minutes left in the first half, Georgia Southern cut the Alabama lead to 11, then Alabama shot back with an 18-0 run, going into halftime up 44-18.

The Tide came out of the locker room ready to play after the halftime break, and held the Eagles scoreless until the 13:55 mark of play, going on a 6-0 run to start the half. Alabama extended its lead all the way out to 36, before closing the game with a 33-point victory, 67-34.

Alabama out-rebounded Georgia Southern by the tune of 44 to 31, tallying 17 offensive boards in the process, as well. The Tide's defense was especially stifling, forcing 25 turnovers and held Georgia Southern to just 34 points, and a 20.0 field goal percentage (8-for-40).

Georgia Southern was paced by sophomore forward Aishya Wofford, with 10 points. Wofford was the only Georgia Southern player in double figures. With the loss, Georgia Southern drops to 1-3 on the season.

Official Basketball Box Score - Game Totals - Final Statistics

Georgia Southern vs Alabama

11/21/11 6:30 p.m. at Tuscaloosa, Ala. (Foster Auditorium)

Georgia Southern 34 • 1-3

#	Player	Total		3-Ptr		Rebounds		FT		A		Bk		Stl	
		FG	FTA	FG	FTA	Off	Def	Tot	PF	TP	A	T	Bk	Stl	Min
13	Aishya Wofford	* 1-7	0-0	0-0	8-8	2	7	9	1	10	0	3	1	1	32
24	Janay Wilson	* 0-1	0-0	0-0	0-0	0	1	1	0	0	4	0	0	0	22
25	Meredith Frye	* 2-4	0-0	0-0	2-4	1	2	3	0	6	1	4	1	1	25
31	Tashayla Steede	* 0-3	0-0	0-0	1-2	1	2	3	1	0	1	0	0	0	20
33	Miki Durbise	* 1-8	1-6	2-2	0-0	0	1	2	5	0	6	0	0	0	25
01	Lacie Dowling	0-0	0-0	0-0	0-0	0	0	0	0	0	0	0	0	0	0+
02	Samantha Williams	2-3	2-3	0-0	0-0	0	0	0	2	6	0	1	1	1	12
10	Jandi Cook	0-0	0-0	0-0	0-0	0	0	0	0	0	0	0	0	0	4
11	Kayla Upchurch	0-1	0-1	0-0	0-0	0	1	1	0	0	4	0	0	0	8
15	Danielle Spencer	0-2	0-0	1-2	0-0	0	1	1	0	0	0	0	0	0	14
22	Ro-Ro Smith	1-4	0-0	0-1	0-0	0	0	0	0	2	0	0	0	0	6
30	Anna Claire Knight	1-4	1-3	0-0	0-0	0	3	1	3	0	0	0	0	0	22
32	Brittney Benzio	0-2	0-0	0-0	0-0	0	0	0	0	0	0	0	0	0	1
40	Brianna Scott	0-1	0-0	0-0	0-0	0	1	0	2	0	0	0	0	0	9
	Team				5	3	8								
Totals		8-40	4-13	14-19	10	21	31	13	34	1	25	4	3	200	

FG % 1st Half: 5-18 27.8% 2nd half: 3-22 13.6% Game: 8-40 20.0%
3FG % 1st Half: 1-6 16.7% 2nd half: 3-7 42.9% Game: 4-13 30.8%
FT % 1st Half: 7-10 70.0% 2nd half: 7-9 77.8% Game: 14-19 73.7%

Alabama 67 • 3-1

#	Player	Total	3-Ptr			Rebounds					Other				
		FG	FTA	FG	FTA	Off	Def	Tot	PF	TP	A	T	Bk	Stl	Min
03	Robinson, Jasmine	* 6-11	0-3	2-2	1	2	3	14	2	4	0	1	1	32	
05	Farmer, Celicia	* 2-8	0-2	0-0	1	4	5	4	4	0	2	1	0	26	
10	Perkins, Meghan	* 2-7	0-0	3-4	2	3	5	2	7	1	2	2	0	29	
22	Lee, Kristin	* 1-2	0-0	2-2	1	1	2	4	2	2	0	0	0	20	
23	Russell, Ericka	* 6-13	3-9	0-0	1	4	5	15	1	1	0	0	0	23	
01	Daniels, Aneeshah	3-3	0-0	1-1	4	5	9	2	7	0	2	0	0	19	
02	Bush, Kristin	0-2	0-2	0-0	0	1	1	0	8	1	0	0	0	4	
12	Myers, Shaontay	3-11	2-9	0-0	1	5	6	0	8	1	0	0	0	27	
14	Hogue, Erin	4-7	0-0	0-0	3	1	4	2	8	2	0	0	0	15	
21	Waters, Erika	0-0	0-0	0-0	0	1	1	0	1	0	0	0	0	5	
	Team			3	1	4									
Totals		27-64	5-25	8-11	17	27	44	21	67	9	14	3	5	200	

FG % 1st Half: 18-36 50.0% 2nd half: 9-28 32.1% Game: 27-64 42.2%
3FG % 1st Half: 5-15 33.3% 2nd half: 0-0 0.0% Game: 5-25 20.0%
FT % 1st Half: 3-4 75.0% 2nd half: 5-7 71.4% Game: 8-11 72.7%

Officials: Beverly Roberts, Maj Forsberg, Carlo Fountain

Technical fouls: Georgia Southern-None, Alabama-None

Attendance: 1147

Score by periods	1st	2nd	Total
Georgia Southern	18	16	34
Alabama	44	23	67

Last FG: GSU 2nd-03:55, UA 2nd-03:34

Largest lead: GSU 10-0, UA by 36 2nd-05:34

Score tied - 0 times

Lead changed - 0 times

GAME 5: OLD DOMINION 77, ALABAMA 76

ST. THOMAS, USVI - The women's basketball team (3-2) fought back from a 15-point deficit, but the comeback would come up just short as the Crimson Tide fell 77-76 to Old Dominion (1-4) in game one of the 2011 Paradise Jam on Thursday. Senior Ericka Russell scored 29 points, one shy of her career high, to lead all scorers.

Old Dominion led 9-5 early until a pair of threes from Russell put Alabama on top, 11-9, at the 16:50 mark. From there, the Lady Monarchs embarked on a 16-2 run over the next five minutes, taking as much as a 15-point lead. The Tide fought back late in the half, however, outscoring Old Dominion 19-7 in the over the final five minutes to cut its deficit to two, 46-44, heading into the break.

Russell led all scorers over the opening 20 minutes, tallying 17 points, 12 of which came from three-point range.

Alabama came out in the second with the same intensity it ended with in the first, and soon tied the game at 50. From there, a four-point swing in favor of the Tide put the crimson and white up 54-50 with 15:34 remaining. The duration of the game saw six ties and nine lead changes, but the most crucial would come with 1.2 seconds left in the game as the Lady Monarchs' Rebecca Allison connected on a jumper to give Old Dominion the one-point win.

For the game, the Lady Monarchs shot 57.4 percent from the floor, including 68.2 percent in the first half, while the Tide went 35.7 percent for the game. Alabama forced 28 Old Dominion turnovers that resulted in 23 points and had 16 steals compared to the Lady Monarchs' six.

Official Basketball Box Score - Game Totals - Final Statistics

Alabama vs Old Dominion

11/21/11 2:00 p.m. AST at St. Thomas, U.S. Virgin Islands

Alabama 76 • 3-2

		Total	3-Ptr	Rebounds										
#	Player	FG	FTA	FT	FTA	Off	Def	Tot	PF	TP	A	T	Bk	Stl
01	Robinson, Jasmine	q 4-15	1-2	4-6	2	3	5	13	5	2	0	1	37	
05	Farmer, Celicia	q 0-1	0-1	0-0	0	0	0	1	0	0	0	0	8	
10	Perkins, Meghan	q 5-11	0-1	3-3	0	3	3	5	13	3	2	0	31	
22	Lee, Kristin	q 0-4	0-0	7-8	0	1	1	4	7	6	1	0	21	
23	Russell, Ericka	q 11-18	6-12	1-2	0	0	0	2	29	0	1	0	34	
01	Daniels, Aneeshah	2-6	0-0	3-5	2	4	6	2	7	0	2	0	20	
12	Myers, Shaontay	0-8	0-2	0-0	0	1	1	3	0	1	3	0	21	
14	Hogue, Erin	3-7	0-1	1-2	6	5	11	3	7	0	3	0	28	
Team		6	2	8										
Totals		25-70	7-19	19-26	16	19	35	23	76	14	15	0	16	200
FG % 1st Half: 14.4		41.2%	2nd Half: 11.3%		36.6%	Game: 25.70		35.5%	Deadball					
3FG % 1st Half: 8.3		41.2	2nd Half: 2.7		28.6%	Game: 7.19		36.8%	Rebounds					
FT % 1st Half: 11.3		84.6%	2nd Half: 8.3		41.2	Game: 8.13		41.2	Assists					

FG % 1st Half: 14-34 41.2% 2nd half: 11-36 30.6% Game: 25-70 35.7%
3FG % 1st Half: 5-12 41.7% 2nd half: 2-7 28.6% Game: 7-19 36.8%
FT % 1st Half: 11-13 84.6% 2nd half: 8-13 61.5% Game: 19-26 73.1%

Old Dominion 77 • 1-4

	RICHARDS, Shaveka	f	3-5	0-0	2-2	1	3	4	4	6	0	2	3	0	28
44	LEWIS, Tia	c	12-16	0-0	3-6	2	4	6	2	27	2	2	0	1	32
04	ALLISON, Rebecca	g	2-6	0-1	1-2	0	5	5	1	5	4	0	0	1	32
11	BETZ-WHITE, Ashley	g	4-7	2-3	10-12	0	3	3	20	4	5	0	0	0	29
4	COOK, Jackie	g	1-3	1-2	2-2	0	7	7	4	5	5	0	0	0	24
03	BUCHAN, Mairi		3-3	0-0	0-0	2	2	2	6	3	2	1	1	0	20
12	HALL, Myeshia		0-0	0-0	0-0	1	1	1	0	0	2	0	0	0	6
28	GUILFORD, Joliquia		2-6	0-0	2-2	1	3	4	1	6	4	0	0	0	21
32	MINOR, Tiffany		0-1	0-1	0-0	0	1	2	0	0	0	0	0	0	1
50	TIVE JACKSON, Queen		0-0	0-0	0-0	0	0	0	0	0	0	0	0	0	1
	Team					1	3	4							
	Totals		27-47	3-7	20-26	5	32	37	20	77	22	28	5	6	200

FG % 1st Half: 15-22 68.2% 2nd half: 12-25 48.0% Game: 27-47 57.4%
3FG % 1st Half: 3-6 50.0% 2nd half: 0-1 0.0% Game: 3-7 42.9%
FT % 1st Half: 13-13 100.0 2nd half: 7-13 53.8% Game: 20-26 76.9%

Officials: Barb Smith, Fatou Cissok, Bonita Spence

Technical fouls: Alabama-None, Old Dominion-None

Attendance: 247

2011 U.S. Virgin Islands Paradise Jam Women's Basketball Tournament.

PRESENTED BY BASKETBALL TRAVELERS

Score by periods	1st	2nd	Total
Alabama	44	32	76
Old Dominion	46	31	77

Last FG: UA 2nd-00:36, ODU 2nd-00:01

Largest lead: UA by 4 2nd-15:34, ODU by 15 1st-08:28

Score tied - 8 times

Lead changed - 14 times

GAME 6: ALABAMA 62, SETON HALL 56 (OT)

ST. THOMAS, USVI - Freshman Aneeshah Daniels led four Crimson Tide players in double figures to lift the Alabama women's basketball team to a 62-56 overtime victory against Seton Hall on Friday at the 2011 Paradise Jam. Eleven of the Tide's final 18 points came from Daniels as did a pair of offensive rebounds with less than 19 seconds remaining in the bonus period to keep the ball in Alabama's possession down the stretch.

Joining Daniels in double figures was senior Ericka Russell with 12, sophomore Jasmine Robinson with 11 and sophomore Khristin Lee with 10. Junior Erin Hogue came up big defensively for the Tide, roping in 10 rebounds and three steals.

Seton Hall struck first with a basket at the 19:06 mark to take the early lead. Russell countered with a three-pointer on the next possession to put Alabama in front 3-2. The game would go back and forth over the duration of the half, but it would be the Pirates holding a two-point edge at halftime, 26-24.

Seton Hall's Brittany Morris buried a three with just over two minutes played in the second, giving the Pirates their largest lead of the game. Russell then scored five consecutive points to even the score at 29 with 16:50 to play. Daniels would give the Tide its first lead in nearly 17 minutes, scoring a free throw at the 15:07 mark. From there, Alabama embarked on a 14-4 run to take a 43-33 lead. Seton Hall responded, outscoring the Tide 14-6 to pull within two with 2:44 remaining in regulation. Alabama stayed in front until another three from a wide-open Morris went through the net with 30 seconds to go.

In overtime, Daniels connected on a pair of free throws with just over one minute played to put the Tide on top. The Pirates tied the score with their only basket from the floor in overtime on the ensuing possession, settling for one additional free throw for the remainder of the game. Alabama would tack on an additional seven points.

The Tide had 10 steals in the game compared to Seton Hall's one and forced 29 Pirate turnovers, while only committing 12.

Official Basketball Box Score - Game Totals - Final Statistics

SETON HALL vs Alabama

11/25/11 2:00 p.m. AST at St. Thomas, U.S. Virgin Islands

SETON HALL 56 • 4-2

#	Player	Total	3-Ptr	Rebounds	FT	Def	Tot	PF	TP	A	T	Bk	Stl	Min
		FG	FGA	FG-FTA	Off	Def	Tot							
13	MASEKO, Alexandra	f 2-3	0-0	1-2	1	8	9	3	5	0	7	0	0	37
34	HENRY, Nicolas	f 2-5	0-1	2-2	1	2	3	1	6	1	3	0	0	26
03	ASHMADE, Tajay	c 1-3	0-0	0-0	3	9	12	5	2	0	4	1	0	37
02	MORRIS, Brittany	q 5-10	2-4	0-0	0	2	2	4	5	12	2	0	1	27
23	CREW, Jasmine	q 6-21	0-3	5-5	0	3	3	17	3	5	0	0	45	
05	EREDJOWE, Chizoba	0-1	0-0	0-0	3	3	6	3	0	1	1	0	0	11
22	GREEN, Terry	4-8	2-5	2-2	1	4	5	12	1	2	1	0	0	37
31	JONES, Breana	0-1	0-0	2-2	1	0	1	2	0	0	0	0	0	5
	Team			1	2	3								
	Totals	20-52	4-13	12-13	13	33	46	25	56	8	29	2	1	225

FG % 1st Half: 9-25 36.0% 2nd half: 10-20 50.0% OT: 1-7 14.3% Game: 20-52 38.5%
3FG % 1st Half: 2-5 40.0% 2nd half: 2-6 33.3% OT: 0-2 0.0% Game: 4-13 30.8%
FT % 1st Half: 6-11 54.5% 2nd half: 5-5 100.0 OT: 1-2 50.0% Game: 12-13 92.3%

Alabama 62 • 4-2

Alabama 62 • 4 • 2																
#	Player	Total	3-Ptr		Rebounds						PF	TP	A	T	Bk	Stl
			FG	FG-A	FT	FTA	Off	Def	Tot							
14	Hogue, Erin	g	2-5	0-0	3-5	0	9	10	4	7	0	2	0	0	39	
05	Robinson, Jasmine	g	3-9	0-2	5-6	0	0	1	11	1	2	0	0	0	38	
10	Perkins, Meghan	q	2-11	0-0	2-2	3	2	5	2	6	3	3	0	1	30	
22	Lee, Kristin	g	3-10	0-0	4-6	2	3	5	2	10	1	3	0	1	44	
23	Russell, Ericka	g	4-15	3-9	1-3	0	5	5	12	1	2	0	0	2	41	
01	Daniels, Aneeshah	4	4-9	0-0	5-10	3	0	3	2	13	0	0	0	1	24	
05	Myles, Shafontaye	1-2	1-1	0-2	0	0	0	1	3	0	0	0	0	1	24	
	Team				5	0										
	Total		19-41	4-12	20-34	14	19	33	14	62	6	12	0	0	224	

GAME 7: ALABAMA 67, LOUISIANA TECH 59

ST. THOMAS, MSV - The Alabama women's basketball team won the 2011 Paradise Jam Island Division with a 67-59 victory over Louisiana Tech on Saturday. Senior Ericka Russell was named Tournament MVP, while sophomore Jasmine Robinson earned All-Tournament honors.

Robinson finished with a game-high 19 points, while Russell added 12 and sophomore Kristin Lee another 11. Junior Erin Hogue had a game-best 18 rebounds in addition to nine points.

"Jasmine played a great game and really kept us in it during the first half," added Hudson. "Erin came up with some key rebounds, especially late in the game. She deserves a lot of credit for the way she played defensively today."

Louisiana Tech (2-4) struck first with a basket 15 seconds into the game. Alabama (5-2) then scored five of the next six points to take a lead it would hold onto for the duration of the game. The Crimson Tide used a 15-3 run over the next seven minutes to pull in front 20-8 at the 11:34 mark. The Lady Techsters threatened late in the first, pulling within seven, but would not get any closer in the half, as Alabama would head into the break with a 36-28.

Louisiana Tech opened the second with a three to cut the Alabama lead to five, but Robinson would respond with a three of her own on the ensuing possession to bring the lead out to six. The Lady Techsters would battle to chip the deficit down to two at 47-45, but the Tide would go on to score seven unanswered points for the nine-point advantage with 8:28 to go. Alabama remained in front and hit key free throws down the stretch for the victory.

For the game, Alabama had 41 rebounds, including 16 on the offensive end, and 14 steals. The Tide forced 23 Lady Techster turnovers, while committing just 12.

GAME 8: ALABAMA 69, SOUTHEASTERN LA. 56

TUSCALOOSA, Ala. - The Alabama women's basketball team improved to 6-2 on the season with a 69-56 victory over the Southeastern Louisiana Lions at Foster Auditorium on Friday night.

Five Alabama players registered double figures in a balanced Crimson Tide attack, including junior guard/forward Erin Hogue who notched her first career double-double with 10 points and 11 rebounds.

"Erin is just outworking people," said Alabama head coach Wendell Hudson. "You look at her stat line, and we'll take 11 rebounds and 10 points every night. Erin is playing with a lot of energy, and she is getting better and better."

Sophomore guard Jasmine Robinson led Alabama with 13 points, while junior guard Jessica Merritt totaled a career-high 12 points. Senior guard Ericka Russell and freshman forward Aneeshah Daniels scored 12 and 10 points, respectively, for the Tide.

Alabama led by as many as 20 points and never trailed throughout the contest. After holding a 33-26 halftime lead, the Tide used an 11-0 run early in the second half to grab a 54-34 lead and take control of the game. The Lions never got any closer than 15 until the final margin.

Alabama scored 21 points off 17 Southeastern Louisiana turnovers, while allowing just four points off 10 turnovers. Furthermore, the Lions were able to connect on just 2-of-20 from beyond the arc.

After building a 14-10 advantage midway through the first half, the Tide went on an 11-4 run spanning 4:37 to take a 25-14 lead at the 7:11 juncture. Six different Alabama players contributed to the scoring run. From there, Southeastern Louisiana cut the lead to four at 28-24 before the Tide pulled the lead to 33-26 at the half.

A pair of back-to-back three-pointers by Robinson gave Alabama a quick 39-26 lead less than two minutes into the second half before the Lions were able to cut into the margin, and pull within nine points, 43-34, at the 15:04 mark of the half.

From there, though, the Tide took over, embarking on the game-deciding 11-0 run to take an insurmountable 20-point lead midway through the half before closing it out.

GAME 9: ALABAMA 80, KANSAS 76

TUSCALOOSA, Ala. - Sophomore Jasmine Robinson scored a career-high 24 points to lead the Alabama women's basketball team past Kansas, 80-76, on Sunday at Foster Auditorium. With the win, the Crimson Tide improved to 7-2 on the season, while the Jayhawks collected their first loss and now stand at 7-1 overall.

Joining Robinson in double-figures were juniors Meghan Perkins and Jessica Merritt, who added 17 and 12, respectively. Freshman Aneeshah Daniels pulled down a game-best, and career-high, 13 rebounds, in addition to nine points.

Kansas took the early lead, scoring the first bucket of the game at the 18:22 mark, but Robinson would counter on the next possession to even the score at 2. Alabama would take its first lead of the game with 15:58 to go in the first as Robinson buried a three-pointer to give the Tide the 5-4 edge. Alabama remained in front, holding as much as a 12-point lead in the half. The Tide would head into the break up 43-33 over the Jayhawks.

Kansas strung together an 8-4 run to open the second, cutting its deficit to six at the 17:12 mark. Alabama responded, however, extending its lead out to 13 with a fast-break layup from senior Ericka Russell with 10:36 to play. The Jayhawks would go on to score the next eight straight, bringing the lead down to five, before a Russell three-pointer with 6:21 to go took the lead back out to eight. Kansas would threaten again late in the contest, hitting back-to-back threes that set the score at 78-76 with nine seconds to go, but a pair of free throws by Perkins sealed the victory for the Tide.

Alabama out-rebounded Kansas 42-35 and scored 48 points in the paint compared to the Jayhawks' 38 points inside. In addition, the Tide shot 75.0 percent from the free throw line (12-16), while Kansas was just 47.1 from the charity stripe (8-17).

Official Basketball Box Score - Game Totals - Final Statistics

LOUISIANA TECH vs. ALABAMA

11/09/11 4:15 p.m. AST at St. Thomas, U.S. Virgin Islands

LOUISIANA TECH 59 • 2-4		Total	3-Ptr	Rebounds	Off	Def	TP	PF	A	TO	BLK	STL	Min
#	Player	FG	FGA	FT	FTA	Off	Def	TP	PF	A	TO	BLK	STL
22	FELTON, Annie	1-4	1-3	0-0	0	1	2	3	1	1	0	0	23
22	JONES, Whitney	1-4	2-5	0-0	4	5	1	11	0	4	0	1	20
22	BENDOLPH, Jasmine	2-6	0-2	1-2	1	3	4	2	5	6	3	0	14
09	YOUNG, Kiana	0-1	0-2	1-3	2	6	10	4	15	5	3	0	14
12	BRADLEY-DONALDSON, K	5-9	0-0	1-3	1	9	10	5	11	0	2	0	27
04	HAYES, Courtney	0-0	0-0	0-0	0	0	0	0	0	0	2	0	1
02	FRANKLIN, Whitney	2-6	0-0	0-0	0	0	0	7	0	0	0	0	11
04	VUCINIC, Jelena	1-7	1-5	0-0	1	2	3	5	3	0	3	0	21
21	ANDREWS, Katerina	1-1	0-0	0-1	0	0	0	2	0	0	0	0	4
24	HARDY, Britany	1-1	0-0	0-0	1	2	3	2	1	1	0	0	5
Team					2	0	2						
Totals		24-54	5-17	6-14	9	29	38	21	59	13	23	1	4/200
FG % 1st Half: 13-28 46.4% 2nd Half: 11-26 42.3% Game: 24-54 44.4%													
3PT % 1st Half: 2-8 25.0% 2nd Half: 3-9 33.3% Game: 5-17 29.4%													
FT % 1st Half: 2-7 28.6% 2nd Half: 4-7 57.1% Game: 6-14 42.9%													

Alabama 67 • 5-2		Total	3-Ptr	Rebounds	Off	Def	TP	PF	A	TO	BLK	STL	Min
#	Player	FG	FGA	FT	FTA	Off	Def	TP	PF	A	TO	BLK	STL
14	Hogue, Erin	3-9	0-0	3-6	6	12	18	1	9	0	3	0	35
01	Robinson, Jasmine	6-14	3-4	4-5	2	3	5	0	19	1	4	0	25
10	Perkins, Meghan	3-9	0-0	2-2	0	0	3	8	2	0	1	3	25
22	Lee, Kristin	4-5	0-0	3-5	0	0	0	2	11	4	0	0	34
23	Russell, Ericka	4-10	1-7	3-6	1	5	6	2	12	4	1	0	38
01	Daniels, Aneeshah	2-6	0-0	0-0	2	4	3	6	0	3	0	1	11
05	Farrmer, Celestia	1-3	0-0	1-1	1	2	1	2	0	0	0	0	9
12	Myers, Shafontaye	0-0	0-0	0-0	0	0	0	1	1	0	0	3	10
Team					4	2	6						
Totals		24-62	4-11	15-25	16	25	41	13	67	12	1	14	200
FG % 1st Half: 14-31 45.2% 2nd Half: 10-31 32.3% Game: 24-62 38.7%													
3PT % 1st Half: 2-3 66.7% 2nd Half: 2-8 25.0% Game: 4-11 36.4%													
FT % 1st Half: 6-8 75.0% 2nd Half: 9-17 52.9% Game: 15-25 60.0%													

Officials: Don Carter, Benita Spence, Kenna Condit
Technical fouls: LOUISIANA TECH None; ALABAMA None.
Attendance: 303

2011 U.S. Virgin Islands Paradise Jam Men's Basketball Tournament
US AND DIVISION
RECEIVED BY BASKETBALL TRANSMISSIONS
ALABAMA WINS US AND DIVISION CHAMPIONSHIP.

Score by periods	1st	2nd	Total
LOUISIANA TECH	28	31	59
Alabama	36	31	67

Low PG - KU 2nd-00:09, UA 2nd-04:46
Largest lead - LATECH by 2 1st-12:10, UA by 13 1st-06:04

Official Basketball Box Score - Game Totals - Final Statistics

SOUTHEASTERN LOUISIANA vs. ALABAMA

11/09/11 6:30 p.m. at Tuscaloosa, Ala. (Foster Auditorium)

Southeastern Louisiana 56 • 3-4		Total	3-Ptr	Rebounds	Off	Def	TP	PF	A	TO	BLK	STL	Min
#	Player	FG	FGA	FT	FTA	Off	Def	TP	PF	A	TO	BLK	STL
02	Calmon, Aja	1-4	0-0	4-4	2	5	7	3	12	0	2	1	22
04	Simmons, Brandi	6-12	0-1	2-4	2	9	11	2	15	0	5	0	22
01	Crawshaw, Amber	0-1	1-3	0-0	1	1	2	1	3	0	1	0	11
16	Jenkins, Kelli	0-1	0-0	0-0	0	1	1	2	0	4	3	0	10
30	Holden, Latoria	3-4	0-0	1-1	2	1	3	4	7	2	0	0	23
11	Sommers, Jessica	2-8	1-7	0-0	1	0	1	1	5	0	0	0	13
12	Daylen, Elizabeth	1-6	0-2	0-0	2	2	0	2	1	1	0	0	19
21	Shaffer, Hillary	2-7	0-4	0-0	0	3	3	2	4	0	0	0	15
20	Morris, Gerra	1-1	0-0	0-0	0	0	0	1	2	1	0	1	5
22	Waller, Kaitlyn	0-1	0-0	0-0	0	0	0	1	0	1	0	0	3
30	Miller, Symone	2-6	0-3	2-2	1	1	2	1	6	2	2	0	19
30	Piedell, Summer	0-2	0-4	0-0	2	2	4	0	0	0	0	0	7
Team					2	1	3						
Totals		22-57	2-20	10-15	13	26	39	18	56	10	17	1	2/200
FG % 1st Half: 11-28 39.3% 2nd Half: 11-29 37.9% Game: 22-57 38.6%													
3PT % 1st Half: 1-8 12.5% 2nd Half: 1-12 8.3% Game: 2-20 10.0%													
FT % 1st Half: 7-8 87.5% 2nd Half: 7-7 77.8% Game: 10-15 66.7%													

Alabama 69 • 6-2		Total	3-Ptr	Rebounds	Off	Def	TP	PF	A	TO	BLK	STL	Min
#	Player	FG	FGA	FT	FTA	Off	Def	TP	PF	A	TO	BLK	STL
14	Hogue, Erin	3-8	0-0	4-4	4	10	14	4	10	0	2	0	24
01	Robinson, Jasmine	9-19	3-6	4-8	2	3	5	0	13	3	2	0	35
10	Perkins, Meghan	3-10	0-0	2-2	2	6	8	3	8	1	1	0	31
22	Lee, Kristin	0-2	0-0	0-0	0	0	0	0	2	4	5	0	26
23	Russell, Ericka	4-7	4-6	0-0	0	0	0	0	12	0	0	0	23
01	Daniels, Aneeshah	4-6	0-0	2-6	0	3	4	0	1	2	0	0	21
05	Farrmer, Celestia	0-0	0-0	0-0	0	0	0	0	1	0	0	0	4
12	Myers, Shafontaye	1-8	0-4	0-0	1	2	3	1	2	0	1	0	12
30	Merritt, Jessica	6-12	0-0	0-0	1	2	3	1	12	1	2	0	14
Team					4	7	16						
Totals		24-62	7-16	14-23	16	24	40	18	69	13	10	1	2/200
FG % 1st Half: 11-23 47.8% 2nd Half: 13-39 33.3% Game: 24-62 38.7%													
3PT % 1st Half: 1-5 20.0% 2nd Half: 2-7 28.6% Game: 7-16 43.8%													
FT % 1st Half: 7-8 87.5% 2nd Half: 7-7 77.8% Game: 14-23 60.9%													

Officials: Scott Turboway, Cameron Isaacs, Melvin Davis
Technical fouls: Southeastern Louisiana None; Alabama None.
Attendance: 1134

Score by periods	1st	2nd	Total
SOUTHEASTERN LOUISIANA	28	28	56
Alabama	33	36	69

Low PG - KU 2nd-00:09, UA 2nd-04:46
Largest lead - SLL None, UA by 20 2nd-02:25

Official Basketball Box Score - Game Totals - Final Statistics

KANSAS vs. ALABAMA

11/09/11 12 p.m. at Tuscaloosa, Ala. (Foster Auditorium)

Kansas 76 • 7-1													
#	Player	Total	3-Ptr	Rebounds		PF	TP	A	TO	BLK	STL	Min	
		FG	FGA	FT	FTA	Off	Def	TP					
01	Goodrich, Angel	2-7	2-3	1-4	4	5	9	2	12	3	2	1	40
01	Sutherland, Ashah	7-13	0-0	1-2	2	4	6	3	15	1	2	1	35
21	Davis, Carolyn	9-15	0-0	3-6	1	8	9	4	21	0	1	2	36
24	Harper, CeCe	1-3	0-0	0-0	0	0	0	0	0	2	0	0	0
42	Knight, Natalie	0-5	0-3	0-0	0	1	1	0	0	1	1	0	26
13	Engelmann, Monica	3-5	0-1	2-2	0	1	1	3	8	2	3	0	21
21	Mays, Keena	8-12	4-6	1-3	1	0	1	2	21	2	1	1	28
33	Jackson, Tania	1-3	0-0	0-0	0	0	0	2	0	3	0	0	9
	Team				3	5	8						
Totals		31-63	6-13	8-17	11	24	35	14	76	18	16	6	310
FG % 1st Half: 14-32 43.8% 2nd half: 17-31 54.8% Game: 31-63 49.2%													
3FG % 1st half: 3-7 42.9% 2nd half: 3-7 42.9% Game: 3-12 25.0%													
FT % 1st Half: 2-4 50.0% 2nd half: 13-13 100% Game: 11-17 64.7%													

GAME 10: NORTH TEXAS 69, ALABAMA 63

DENTON, Texas - The women's basketball team (7-3) dropped a 69-63 decision at North Texas (7-2) on Wednesday. Junior Kyra Crosby, in her first appearance since Nov. 15, led the Crimson Tide in scoring with 13 points, while junior Erin Hogue had a team-high six rebounds.

The game started out close before a 12-3 run midway through the half put Alabama in front 19-10. From there, the Mean Green went on a run of its own, outscoring the Tide 12-2 over the next four minutes and would continue to hold the edge at halftime, leading 32-30 thanks to a last-second layup.

In the second, Alabama would manage to grab a brief one-point lead after scoring the first three points, before North Texas embarked on a 16-5 run that put the Mean Green up by 10, its largest lead of the game, with 12:24 to play. The Tide was able to even the score at 56 at the 5:26 mark, thanks to a pair of free throws from junior Meghan Perkins, but Alabama would not be able to pass the Mean Green down the stretch.

Joining Crosby with double-figure points was junior Jessica Merritt and Perkins, with 12 and 11 points, respectively. Sophomore Shafontaye Myers had a game-high four assists, while Merritt came up with a team-best two steals.

Alabama shot 40.7 percent (24-59) from the floor, but was hampered by poor free throw shooting, making just 42.3 percent (11-26) of its attempts. In addition, the Tide was outrebounded 45-31 by the Mean Green, giving up 17 offensive boards to North Texas.

Official Basketball Box Score - Game Totals - Final Statistics
Alabama vs North Texas
12/07/11 7:00 p.m. at Denton, Texas (The Super Pit)

Alabama 63 • 7-3

#	Player	Total	FG	FGA	3-PT	3-PTA	FT	FTA	Rebounds	Off	Def	PF	TP	A	To	Bk	Shl	Min
14	Hogue, Erin	1	1-7	0-0	0-4	4	2	6	2	1	0	0	1	25				
03	Robinson, Jasmine	g	1-5	1-1	0-3	0	1	1	3	3	1	0	0	23				
10	Perkins, Meghan	g	5-7	0-0	1-1	1	2	3	4	11	1	3	1	15				
22	Lee, Kristin	g	1-2	0-0	2-4	0	2	3	4	0	2	0	1	17				
23	Russell, Ericka	g	2-8	1-5	2-2	1	2	3	4	7	2	3	0	27				
01	Daniels, Aneesah	g	0-3	0-0	2-4	1	2	3	4	2	0	1	0	16				
12	Myers, Shafontaye	g	4-10	1-4	0-0	2	2	4	2	9	4	0	1	26				
21	Crosby, Kyra	g	6-11	0-0	1-3	4	0	4	2	13	2	3	1	24				
33	Merritt, Jessica	g	4-6	1-1	3-5	1	2	3	1	12	1	1	0	27				
Team										1	3	2						
Totals		24-59	4-11	11-26	15	16	31	25	63	12	16	2	6	200				

FG % 1st Half: 13-32 40.6% 2nd half: 11-27 40.7% Game: 24-59 40.7%
3FG % 1st Half: 2-5 40.0% 2nd half: 1-5 20.0% Game: 4-11 36.4%
FT % 1st Half: 2-9 22.2% 2nd half: 9-17 52.9% Game: 11-26 42.3%

North Texas 69 • 7-2

#	Player	Total	FG	FGA	3-PT	3-PTA	FT	FTA	Rebounds	Off	Def	PF	TP	A	To	Bk	Shl	Min
01	Evans, Ashlyne	f	1-3	1-2	2-4	1	1	2	1	5	0	1	0	15				
24	Godbolt, Jasmine	f	4-12	0-0	1-3	2	4	6	4	9	0	2	2	25				
04	McCoy, Laura	g	1-8	1-4	6-6	0	1	1	3	9	0	3	0	32				
05	Hudson, Britney	g	3-5	1-1	6-7	4	2	6	4	13	1	4	0	25				
34	Torru, Tamara	g	2-8	0-2	5-6	5	8	13	3	9	1	4	0	34				
02	Blakely, Braylah	g	3-4	0-0	2-2	2	4	6	4	8	0	1	1	17				
03	Hankins, Alyssa	g	5-6	0-1	0-0	0	2	2	10	2	6	0	0	31				
30	Stanley, Sara	g	0-2	0-0	2-2	2	2	4	1	2	1	0	0	11				
32	Nelson, Desiree	g	1-1	1-1	1-2	0	1	1	4	0	3	0	1	10				
Team										3	4							
Totals		20-49	4-11	25-53	17	28	45	23	69	5	26	3	4	200				

FG % 1st Half: 8-20 40.0% 2nd half: 12-29 41.4% Game: 20-49 40.8%
3FG % 1st Half: 3-6 50.0% 2nd half: 1-5 20.0% Game: 4-11 36.4%
FT % 1st Half: 13-16 81.3% 2nd half: 9-17 52.9% Game: 25-33 75.8%

Officials: John Fletcher, Daro Doll, Chaney Murchison
Technical fouls: Alabama-Crosby, Kyra, North Texas-None
Attendance: 1182

Score by periods	1st	2nd	Total
Alabama	30	33	63
North Texas	32	37	69

Points In Off 2nd Fast
Team NT 30 18 8 10 26
NT 30 18 8 10 26

Score tied - 9 times
Lead changed - 5 times
Last FG - UA 2nd-00:51, NT 2nd-00:17
Largest lead - UA by 9 1st-10:12, NT by 10 2nd-12:24

GAME 11: NC STATE 79, ALABAMA 57

RALEIGH, N.C. - The women's basketball team suffered a 79-57 loss at NC State on Sunday in Reynolds Coliseum. With the loss, the Crimson Tide falls to 7-4 on the season, while the Wolfpack improves to 6-2 overall.

Junior Jessica Merritt and sophomores Shafontaye Myers and Jasmine Robinson each had 11 points to lead Alabama in scoring. Junior Erin Hogue and Myers tallied four rebounds apiece for the Tide on the boards.

Alabama was unable to get much going early offensively and committed a handful of costly turnovers resulting in points for NC State. The Wolfpack continued to pull away from the Tide, leading by 11 at the 7:42 mark. Alabama came within four points with 3:57 to play, however a 16-5 run by NC State to end the extended the Wolfpack lead out to 15 at the break.

NC State scored seven unanswered points to open the second half, setting the score at 48-26 with 18:53 remaining. The Wolfpack continued to lead for the duration of the game, going ahead by as many as 34.

For the game, NC State out-rebounded Alabama 52-26, while the Wolfpack also collected 46 points in the paint compared to the Tide's 22. In addition, Alabama committed 21 turnovers in the loss.

Official Basketball Box Score - Game Totals - Final Statistics
Alabama vs NC State
12/07/11 5:30 p.m. at Raleigh, NC (Reynolds Coliseum)

Alabama 57 • 7-4

#	Player	Total	FG	FGA	3-PT	3-PTA	FT	FTA	Rebounds	Off	Def	PF	TP	A	To	Bk	Shl	Min
03	Robinson, Jasmine	*	4-9	0-1	3-4	0	0	0	2	11	1	6	1	21				
10	Perkins, Meghan	*	1-1	0-0	1-4	0	3	3	1	3	2	2	2	23				
14	Hogue, Erin	*	1-2	0-0	2-2	0	4	2	2	0	1	0	0	16				
22	Lee, Kristin	*	2-4	0-0	1-4	0	2	2	4	5	2	5	0	20				
23	Russell, Ericka	*	2-8	2-5	0-0	0	2	2	1	6	1	1	0	19				
01	Daniels, Aneesah	*	3-6	0-0	0-0	1	2	3	3	6	1	4	0	23				
05	Farmer, Celsicia	*	1-3	0-2	0-0	0	2	3	2	0	1	0	0	17				
12	Myers, Shafontaye	*	4-10	1-2	2-2	2	2	4	2	11	2	2	0	22				
33	Merritt, Jessica	*	3-5	1-1	4-6	0	1	1	2	11	0	0	0	31				
Team										4	5							
Totals		21-48	4-11	11-22	4	22	26	20	57	9	22	3	11	200				

FG % 1st Half: 9-21 42.9% 2nd half: 12-27 44.4% Game: 21-48 43.8%
3FG % 1st Half: 2-5 40.0% 2nd half: 2-6 33.3% Game: 4-11 36.4%
FT % 1st Half: 6-10 60.0% 2nd half: 5-12 41.7% Game: 11-22 50.0%

NC State 79 • 6-2

#	Player	Total	FG	FGA	3-PT	3-PTA	FT	FTA	Rebounds	Off	Def	PF	TP	A	To	Bk	Shl	Min
01	M. Goodwin-Coleman	*	3-8	1-3	0-0	0	4	4	1	7	3	3	0	19				
11	Emili Tasker	*	2-11	1-1	1-2	1	4	5	3	6	6	2	0	22				
22	Bonae Holston	*	5-9	0-0	0-2	7	3	10	1	10	1	2	0	21				
23	Marissa Kastanek	*	6-11	1-3	0-0	3	0	3	2	13	5	1	0	24				
04	Kody Burke	*	4-8	0-1	0-0	1	1	2	2	8	0	1	0	19				
03	Kim Durham	*	2-0	0-0	0-0	1	0	1	0	0	0	0	1	7				
04	Tia Bell	*	2-4	0-1	1-1	2	1	3	1	5	0	0	1	14				
05	Breezy Williams	*	2-4	1-3	0-0	0	2	2	2	5	0	3	0	11				
12	Krystal Barrett	*	1-2	1-2	0-0	1	2	3	3	1	3	0	4	17				
04	Paige Woodard	*	0-1	0-0	0-0	0	0	0	1	0	0	0	0	4				
21	Erica Donovan	*	3-7	2-3	2-6	0	2	2	4	10	1	3	0	15				
04	Lakesha Daniel	*	1-3	0-0	5-10	1	1	7	3	7	1	1	0	19				
42	Therica Dunnigan	*	0-2	0-0	0-2	1	2	3	0	0	1	0	0	8				
Team										4	3							
Totals		31-67	7-18	10-25	22	30	52	23	79	18	21	1	15	200				

FG % 1st Half: 16-35 45.7% 2nd half: 15-32 46.9% Game: 31-67 46.3%
3FG % 1st Half: 3-8 37.5% 2nd half: 4-10 40.0% Game: 7-18 38.9%
FT % 1st Half: 6-15 40.0% 2nd half: 4-10 40.0% Game: 10-25 40.0%

Officials: Dennis Delaney, Carla Fountain, Roy Gubayran
Technical fouls: Alabama-None, NC State-None
Attendance: 4108

Score by periods	1st	2nd	Total
Alabama	25	31	57
NC State	41	38	79

Points In Off 2nd Fast
Team UA 22 14 3 8 30
ST 28 18 14 35

Score tied - 0 times
Lead changed - 0 times
Last FG - UA 2nd-02:51, ST 2nd-00:32
Largest lead - UA by 12 2nd-07:41, ALSTW by 9 1st-09:54

GAME 12: ALABAMA 64, ALABAMA STATE 54

MONTGOMERY, Ala. - Sophomore Jasmine Robinson scored a game-high 19 points to lead the Crimson Tide to a 64-54 victory over Alabama State at the Dunn-Oliver Acadome on Saturday. With the win, Alabama improves to 8-4 on the season, while the Lady Hornets drop to 2-5 overall.

Alabama finished the game with 39 attempts from the free throw line, where the Tide scored 27 of its points. Alabama out-rebounded Alabama State 45-33 and had nine steals compared to the Lady Hornets' three.

Robinson was joined in double figures by sophomore Shafontaye Myers and freshman Aneesah Daniels, who added 16 and 10 points, respectively. The Tide was led on the boards by junior Erin Hogue as she pulled down a game-best nine rebounds. Myers was also very active on defense collecting four steals in the contest.

Alabama State opened the game with back-to-back threes to take hold of the lead early. Alabama had a trio of free throws but did not score its first basket from the floor until the 12:55 mark thanks to a layup from Daniels. The Lady Hornets led by as many as nine in the half before a 14-4 run by the Tide, capped off by six straight points from Myers, gave Alabama its first lead of the night. The Tide would head into halftime with a 32-26 advantage. Eighteen of Alabama's 32 first-half points were scored from the free throw line.

Alabama State started the second half with four unanswered points to cut its deficit to two, but Alabama would respond, extending its lead out to seven within the next two minutes. From there, the Lady Hornets would come within two on several occasions, but would not come any closer.

Official Basketball Box Score - Game Totals - Final Statistics
Alabama vs Alabama State
12/07/11 6 p.m. at Dunn-Oliver Acadome (Montgomery, Ala.)

Alabama 64 • 8-4

#	Player	Total	FG	FGA	3-PT	3-PTA	FT	FTA	Rebounds	Off	Def	PF	TP	A	To	Bk	Shl	Min
01	Daniels, Aneesah	f	3-7	0-0	4-6	3	4	7	2	10	1	5	0	32				
03	Robinson, Jasmine	g	4-10	2-5	9-14	3	4	7	3	19	3	4	0	27				
10	Perkins, Meghan	g	3-4	0-0	0-0	0	1	1	4	6	0	1	0	8				
22	Lee, Kristin	g	1-5	0-0	3-5	2	0	2	1	5	1	2	0	15				
23	Russell, Ericka	g	0-8	0-3	2-2	1	0	1	4	2	1	2	0	32				
05	Farmer, Celsicia	g	0-1	0-0	0-0	0	0	0	2	0	2	0	0	4				
12	Myers, Shafontaye	g	4-6	1-2	7-10	2	3	5	1	16	2	1	0	33				
14	Hogue, Erin	g	1-2	0-0	0-0	0	9	9	4	2	0	1	0	20				
21	Crosby, Kyra	g	1-5	0-0	1-2	1	1	0	4	0	0	1	1	10				
33	Merritt, Jessica	g	0-2	0-0	0-0	0	2	2	3	0	0	1	0	9				
Team										8	2							
Totals		17-50	3-10	27-39	20	26	44	24	64	8	19	1	9	200				

FG % 1st Half: 6-21 28.6% 2nd half: 11-29 37.9% Game: 17-50 34.0%
3FG % 1st Half: 2-5 40.0% 2nd half: 1-5 20.0% Game: 3-10 30.0%
FT % 1st Half: 18-28 64.3% 2nd half: 9-11 81.8% Game: 27-39 69.2%

Alabama State 54 • 2-5

#	Player	Total	3-PT			Rebounds								
			FG	FGA	FT	FTA	Off	Def	PF	TP	A	To	Bk	Shl
45	JONES, Millicent	1	0-0	0-0	1	5	6	3	2	3	4	2	1	32
46	ALLEN, Quentin	1	0-5	1-1	0-0	0-0	0-0	0-0	0-0	2	1	0	2	11
48	WADINGTON, Tamara	9	2-11	0-1	1-2	1	1	2	2	5	5	3	0	26
49	PAIGE, Kirsten	2	0-7	2-5	1-2	0	1	1	2	7	2	0	0	26
50	GAUWAY, Danielle	1	0-4	1-2	0-0	0	0	0	0	0	0	0	0	11
50	JAMIN, Jasmine	1	2-2	0-0	0-2	1	1	2	2	2	2	0	1	11
51	SEITLES, Jasmine	0	0-0	0-0	2-2	0	0	0	1	2	0	0	0	3
51	HUNTER, Angelica	0	0-0	0-0	0-0	0	0	0	0	1	0	0	0	3
52	ARRINGTON, Talia	0	0-0	0-0	0-0	0	1	1	1	0	0	1	0	3
52	BROWN, Amanda	1	0-3	0-0	1-2	1	0	1	1	3	0	0	0	5
21	JONES, Ashley	0	0-0	0-0	0-0	0	0	0	0	0	0	0	0	3
23	SHIELDS, Durrinya	1	1-3	0-0	2-4	0	1	1	3	4	0	2	0	0

GAME 13: ALABAMA 65, PRESBYTERIAN 47

TUSCALOOSA, Ala. - The women's basketball team improved to 9-4 on the season with a 65-47 victory over the Presbyterian Blue Hose on Monday at Foster Auditorium.

Junior guard/forward Erin Hogue scored a career-high 16 points to lead a balanced Crimson Tide scoring attack that saw Alabama put four players in double-digits. Senior guard Ericka Russell and sophomore guard Jasmine Robinson each scored 11 points while junior guard Meghan Perkins added 10.

The Tide outscored Presbyterian 44-19 in a dominant second half performance that followed up a somewhat sluggish first half. Alabama shot 17-of-27 (63 percent) from the field in the second half after connecting on just 6-of-24 (25 percent) in the first half. For the game, Alabama held a 28-16 advantage on points in the paint, a 25-11 advantage in points off turnovers and a 24-6 difference in bench points. The 44 points are the most the Tide have scored in a second half this season.

"The second half we came out and scored 44 points compared to our 21 in the first 20 minutes," added Hudson. "I won't take anything away from the way we played in the second half and the effort we put out there."

Trailing 28-21 at halftime, the Tide opened the second half strong, utilizing a 10-2 run over a nearly five-minute stretch to grab a 31-30 advantage. Two quick buckets by Presbyterian gave the Blue Hose the lead right back at 34-31 for a brief measure before Alabama embarked on a game-changing 18-2 run over the next 5:16 of the half.

A three-pointer by Russell got things going as the Tide reeled off nine consecutive points to take a 40-34 lead, from which it would further expound into a 49-36 advantage at the 7:40 mark of the half. From there, Alabama added to the lead even more, pushing the margin to as much as 17 on two occasions before settling on the 18-point final margin.

Official Basketball Box Score - Game Totals - Final Statistics
Presbyterian vs Alabama
12/19/11 11:30 a.m. at Tuscaloosa, Ala. (Foster Auditorium)

Presbyterian 47 • 6-5														
#	Player	Total		3-Ptr		Rebounds								
		FG	FGA	FT	FTA	Off	Def	TP	PF	TP	A	TB	Sk	
22	BURNSIDE, Shonda	1-5	0-0	2-6	0	2	2	2	4	1	3	2	0	24
31	PIETROWSKI, Mariah	1-6	0-0	2-2	4	4	8	1	4	2	3	3	0	17
03	SMITH, Sherene	1-2	0-0	2-2	0	4	4	3	4	4	6	0	1	37
05	DAVID, Dria	1-10	0-1	7-8	1	3	4	5	17	1	2	0	5	35
10	TAYLOR, Karlee	4-10	2-7	2-2	1	3	4	1	12	0	5	0	0	30
01	CARTER, Noelle	0-0	0-0	0-0	0	0	0	0	0	0	0	0	0	1
11	PARKER, Chelsea	0-0	0-0	0-0	0	1	1	0	0	0	0	0	0	3
20	FOTHERGILL, Devin	0-0	0-0	3-4	1	0	1	2	3	0	0	0	0	26
24	STEVENS, Kristen	1-4	1-3	0-0	0	0	0	0	3	1	0	0	0	13
Team				2		3								
Totals		13-37	3-11	18-24	9	18	27	14	47	8	20	5	6	200
FG % 1st Half:		7-18	38.9%	2nd half:	6-19	31.6%	Game:		13-37	35.1%			Deadball	
3FG % 1st Half:		3-6	50.0%	2nd half:	0-5	0.0%	Game:		3-11	27.3%			Rebounds	
FT % 1st Half:		11-13	84.6%	2nd half:	7-11	63.6%	Game:		18-24	75.0%				

Alabama 65 • 9-4

		Total		3-Ptr		Rebounds									
##	Player	FG	FGA	FT	FTA	Off	Def	TP	PF	TP	A	TB	Sk	Min.	
01	Daniels, Aneeshah	1-2	0-0	5-6	5	2	7	3	9	0	3	2	1	27	
03	Robinson, Jasmine	5-14	1-4	0-0	0	3	3	2	11	3	1	0	1	34	
10	Perkins, Meghan	6-5	0-0	0-1	3	2	5	2	10	1	2	1	2	23	
22	Lee, Khristin	0-2	0-0	0-0	0	1	1	3	0	2	2	0	0	17	
23	Russell, Ericka	4-6	3-4	0-0	0	1	1	4	11	2	0	0	1	27	
05	Farmer, Celcisia	1-1	1-1	0-0	0	0	0	3	0	0	0	0	0	6	
12	Myers, Shafontaye	1-3	1-3	0-0	0	5	5	3	2	2	0	2	0	27	
14	Hogue, Erin	5-6	0-0	6-6	2	1	3	1	16	0	1	1	2	22	
21	Crosby, Kyra	0-4	0-0	2-2	3	3	1	2	0	2	0	1	8		
31	Merritt, Jessica	0-1	0-0	0-0	0	0	1	0	2	0	0	0	9		
Team				2		2									
Totals		23-51	6-12	13-15	12	30	21	65	12	14	4	12	200		
FG % 1st Half:		6-24	25.0%	2nd half:	17-27	63.0%	Game:		23-51	45.1%	Deadball				
3FG % 1st Half:		3-6	50.0%	2nd half:	3-6	50.0%	Game:		6-12	50.0%	Rebounds				
FT % 1st Half:		6-6	100.0	2nd half:	7-9	77.8%	Game:		13-15	86.7%					

Officials: Tina Napper, Merita Roberts, Dave Plick
Technical fouls: Presbyterian-None, Alabama-None
Attendance: 2670

Score by periods	1st	2nd	Total
Presbyterian	28	19	47
Alabama	21	44	65

Last FG - Presbyterian: 22:01, 31:04, 32:00, 34:04, 35:00, 36:04, 37:00, 38:04, 39:00, 40:04, 41:00, 42:00, 43:00, 44:00, 45:00, 46:00, 47:00, 48:00, 49:00, 50:00, 51:00, 52:00, 53:00, 54:00, 55:00, 56:00, 57:00, 58:00, 59:00, 60:00, 61:00, 62:00, 63:00, 64:00, 65:00, 66:00, 67:00, 68:00, 69:00, 70:00, 71:00, 72:00, 73:00, 74:00, 75:00, 76:00, 77:00, 78:00, 79:00, 80:00, 81:00, 82:00, 83:00, 84:00, 85:00, 86:00, 87:00, 88:00, 89:00, 90:00, 91:00, 92:00, 93:00, 94:00, 95:00, 96:00, 97:00, 98:00, 99:00, 100:00, 101:00, 102:00, 103:00, 104:00, 105:00, 106:00, 107:00, 108:00, 109:00, 110:00, 111:00, 112:00, 113:00, 114:00, 115:00, 116:00, 117:00, 118:00, 119:00, 120:00, 121:00, 122:00, 123:00, 124:00, 125:00, 126:00, 127:00, 128:00, 129:00, 130:00, 131:00, 132:00, 133:00, 134:00, 135:00, 136:00, 137:00, 138:00, 139:00, 140:00, 141:00, 142:00, 143:00, 144:00, 145:00, 146:00, 147:00, 148:00, 149:00, 150:00, 151:00, 152:00, 153:00, 154:00, 155:00, 156:00, 157:00, 158:00, 159:00, 160:00, 161:00, 162:00, 163:00, 164:00, 165:00, 166:00, 167:00, 168:00, 169:00, 170:00, 171:00, 172:00, 173:00, 174:00, 175:00, 176:00, 177:00, 178:00, 179:00, 180:00, 181:00, 182:00, 183:00, 184:00, 185:00, 186:00, 187:00, 188:00, 189:00, 190:00, 191:00, 192:00, 193:00, 194:00, 195:00, 196:00, 197:00, 198:00, 199:00, 200:00, 201:00, 202:00, 203:00, 204:00, 205:00, 206:00, 207:00, 208:00, 209:00, 210:00, 211:00, 212:00, 213:00, 214:00, 215:00, 216:00, 217:00, 218:00, 219:00, 220:00, 221:00, 222:00, 223:00, 224:00, 225:00, 226:00, 227:00, 228:00, 229:00, 230:00, 231:00, 232:00, 233:00, 234:00, 235:00, 236:00, 237:00, 238:00, 239:00, 240:00, 241:00, 242:00, 243:00, 244:00, 245:00, 246:00, 247:00, 248:00, 249:00, 250:00, 251:00, 252:00, 253:00, 254:00, 255:00, 256:00, 257:00, 258:00, 259:00, 260:00, 261:00, 262:00, 263:00, 264:00, 265:00, 266:00, 267:00, 268:00, 269:00, 270:00, 271:00, 272:00, 273:00, 274:00, 275:00, 276:00, 277:00, 278:00, 279:00, 280:00, 281:00, 282:00, 283:00, 284:00, 285:00, 286:00, 287:00, 288:00, 289:00, 290:00, 291:00, 292:00, 293:00, 294:00, 295:00, 296:00, 297:00, 298:00, 299:00, 300:00, 301:00, 302:00, 303:00, 304:00, 305:00, 306:00, 307:00, 308:00, 309:00, 310:00, 311:00, 312:00, 313:00, 314:00, 315:00, 316:00, 317:00, 318:00, 319:00, 320:00, 321:00, 322:00, 323:00, 324:00, 325:00, 326:00, 327:00, 328:00, 329:00, 330:00, 331:00, 332:00, 333:00, 334:00, 335:00, 336:00, 337:00, 338:00, 339:00, 340:00, 341:00, 342:00, 343:00, 344:00, 345:00, 346:00, 347:00, 348:00, 349:00, 350:00, 351:00, 352:00, 353:00, 354:00, 355:00, 356:00, 357:00, 358:00, 359:00, 360:00, 361:00, 362:00, 363:00, 364:00, 365:00, 366:00, 367:00, 368:00, 369:00, 370:00, 371:00, 372:00, 373:00, 374:00, 375:00, 376:00, 377:00, 378:00, 379:00, 380:00, 381:00, 382:00, 383:00, 384:00, 385:00, 386:00, 387:00, 388:00, 389:00, 390:00, 391:00, 392:00, 393:00, 394:00, 395:00, 396:00, 397:00, 398:00, 399:00, 400:00, 401:00, 402:00, 403:00, 404:00, 405:00, 406:00, 407:00, 408:00, 409:00, 410:00, 411:00, 412:00, 413:00, 414:00, 415:00, 416:00, 417:00, 418:00, 419:00, 420:00, 421:00, 422:00, 423:00, 424:00, 425:00, 426:00, 427:00, 428:00, 429:00, 430:00, 431:00, 432:00, 433:00, 434:00, 435:00, 436:00, 437:00, 438:00, 439:00, 440:00, 441:00, 442:00, 443:00, 444:00, 445:00, 446:00, 447:00, 448:00, 449:00, 450:00, 451:00, 452:00, 453:00, 454:00, 455:00, 456:00, 457:00, 458:00, 459:00, 460:00, 461:00, 462:00, 463:00, 464:00, 465:00, 466:00, 467:00, 468:00, 469:00, 470:00, 471:00, 472:00, 473:00, 474:00, 475:00, 476:00, 477:00, 478:00, 479:00, 480:00, 481:00, 482:00, 483:00, 484:00, 485:00, 486:00, 487:00, 488:00, 489:00, 490:00, 491:00, 492:00, 493:00, 494:00, 495:00, 496:00, 497:00, 498:00, 499:00, 500:00, 501:00, 502:00, 503:00, 504:00, 505:00, 506:00, 507:00, 508:00, 509:00, 510:00, 511:00, 512:00, 513:00, 514:00, 515:00, 516:00, 517:00, 518:00, 519:00, 520:00, 521:00, 522:00, 523:00, 524:00, 525:00, 526:00, 527:00, 528:00, 529:00, 530:00, 531:00, 532:00, 533:00, 534:00, 535:00, 536:00, 537:00, 538:00, 539:00, 540:00, 541:00, 542:00, 543:00, 544:00, 545:00, 546:00, 547:00, 548:00, 549:00, 550:00, 551:00, 552:00, 553:00, 554:00, 555:00, 556:00, 557:00, 558:00, 559:00, 560:00, 561:00, 562:00, 563:00, 564:00, 565:00, 566:00, 567:00, 568:00, 569:00, 570:00, 571:00, 572:00, 573:00, 574:00, 575:00, 576:00, 577:00, 578:00, 579:00, 580:00, 581:00, 582:00, 583:00, 584:00, 585:00, 586:00, 587:00, 588:00, 589:00, 590:00, 591:00, 592:00, 593:00, 594:00, 595:00, 596:00, 597:00, 598:00, 599:00, 600:00, 601:00, 602:00, 603:00, 604:00, 605:00, 606:00, 607:00, 608:00, 609:00, 610:00, 611:00, 612:00, 613:00, 614:00, 615:00, 616:00, 617:00, 618:00, 619:00, 620:00, 621:00, 622:00, 623:00, 624:00, 625:00, 626:00, 627:00, 628:00, 629:00, 630:00, 631:00, 632:00, 633:00, 634:00, 635:00, 636:00, 637:00, 638:00, 639:00, 640:00, 641:00, 642:00, 643:00, 644:00, 645:00, 646:00, 647:00, 648:00, 649:00, 650:00, 651:00, 652:00, 653:00, 654:00, 655:00, 656:00, 657:00, 658:00, 659:00, 660:00, 661:00, 662:00, 663:00, 664:00, 665:00, 666:00, 667:00, 668:00, 669:00, 670:00, 671:00, 672:00, 673:00, 674:00, 675:00, 676:00, 677:00, 678:00, 679:00, 680:00, 681:00, 682:00, 683:00, 684:00, 685:00, 686:00, 687:00, 688:00, 689:00, 690:00, 691:00, 692:00, 693:00, 694:00, 695:00, 696:00, 697:00, 698:00, 699:00, 700:00, 701:00, 702:00, 703:00, 704:00, 705:00, 706:00, 707:00, 708:00, 709:00, 710:00, 711:00, 712:00, 713:00, 714:00, 715:00, 716:00, 717:00, 718:00, 719:00, 720:00, 721:00, 722:00, 723:00, 724:00, 725:00, 726:00, 727:00, 728:00, 729:00, 730:00, 731:00, 732:00, 733:00, 734:00, 735:00, 736:00, 737:00, 738:00, 739:00, 740:00, 741:00, 742:00, 743:00, 744:00, 745:00, 746:00, 747:00, 748:00, 749:00, 750:00, 751:00, 752:00, 753:00, 754:00, 755:00, 756:00, 757:00, 758:00, 759:00, 760:00, 761:00, 762:00, 763:00, 764:00, 765:00, 766:00, 767:00, 768:00, 769:00, 770:00, 771:00, 772:00, 773:00, 774:00, 775:00, 776:00, 777:00, 778:00, 779:00, 780:00, 781:00, 782:00, 783:00, 784:00, 785:00, 786:00, 787:00, 788:00, 789:00, 790:00, 791:00, 792:00, 793:00, 794:00, 795:00, 796:00, 797:00, 798:00, 799:00, 800:00, 801:00, 802:00, 803:00, 804:00, 805:00, 806:00, 807:00, 808:00, 809:00, 810:00, 811:00, 812:00, 813:00, 814:00, 815:00, 816:00, 817:00, 818:00, 819:00, 820:00, 821:00, 822:00, 823:00, 824:00, 825:00, 826:00, 827:00, 828:00, 829:00, 830:00, 831:00, 832:00, 833:00, 834:00, 835:00, 836:00, 837:00, 838:00, 839:00, 840:00, 841:00, 842:00, 843:00, 844:00, 845:00, 846:00, 847:00, 848:00, 849:00, 850:00, 851:00, 852:00, 853:00, 854:00, 855:00, 856:00, 857:00, 858:00, 859:00, 860:00, 861:00, 862:00, 863:00, 864:00, 865:00, 866:00, 867:00, 868:00, 869:00, 870:00, 871:00, 872:00, 873:00, 874:00, 875:00, 876:00, 877:00, 878:00, 879:00, 880:00, 881:00, 882:00, 883:00, 884:00, 885:00, 886:00, 887:00, 888:00, 889:00, 890:00, 891:00, 892:00, 893:00, 894:00, 895:00, 896:00, 897:00, 898:00, 899:00, 900:00, 901:00, 902:00, 903:00, 904:00, 905:00, 906:00, 907:00, 908:00, 909:00, 910:00, 911:00, 912:00, 913:00, 914:00, 915:00, 916:00, 917:00, 918:00, 919:00, 920:00, 921:00, 922:00, 923:00, 924:00, 925:00, 926:00, 927:00, 928:00, 929:00, 930: