



2018-19 AUBURN WOMEN'S BASKETBALL

AUBURN ATHLETICS COMMUNICATIONS: 392 SOUTH DONAHUE DRIVE || AUBURN, AL 36830 || AUBURNTIGERS.COM || @AUBURNWBB

2018-19 SCHEDULE/RESULTS

12-2, 0-1 SEC

DATE	OPPONENT	TIME/TV/RESULT
Nov. 6	GRAMBLING STATE	W 97-48
Nov. 9	1-NICHOLLS STATE	W 80-59
Nov. 11	1-at New Mexico	W 79-76
Nov. 13	1-at Iowa State	L 64-67
Nov. 25	LOUISIANA-LAFAYETTE	W 71-59
Nov. 28	at Xavier (La.)	W 77-58
Dec. 2	2-OKLAHOMA	W 95-79
Dec. 6	at St. Joseph's	W 81-70
Dec. 16	SAMFORD	W 73-46
Dec. 18	3-vs. Coastal Carolina	W 84-78
Dec. 20	3-vs. North Carolina	W (OT) 86-81
Dec. 22	at Elon	W 96-44
Dec. 29	ALABAMA STATE	W 83-50
Jan. 3	*#10 TENNESSEE	L 69-78
Jan. 6	*at Florida	SECN Noon
Jan. 10	*at Alabama	+ 7 pm
Jan. 14	*MISSISSIPPI STATE	SECN 6 pm
Jan. 17	*at Vanderbilt	+ 7 pm
Jan. 24	*TEXAS A&M	SECN 7:30 pm
Jan. 27	*at Missouri	+ 2 pm
Jan. 31	*at Ole Miss	+ 7 pm
Feb. 3	*GEORGIA	SECN 2 pm
Feb. 7	*KENTUCKY	+ 6 pm
Feb. 10	*at Arkansas	SECN 1 pm
Feb. 14	*at Tennessee	+ 6 pm
Feb. 17	*ALABAMA	SECN 3 pm
Feb. 24	*MISSOURI	+ 2 pm
Feb. 28	*SOUTH CAROLINA	+ 6 pm
Mar. 3	*at LSU	+ 2 pm
Mar. 6-10	SEC Tournament	Greenville
Mar. 22-25	NCAA First Round	TBD
M29-A1	NCAA Regionals	TBD
Apr. 5-7	Women's Final Four	Tampa

All times Central. Home Games in **BOLD CAPS**.
 1 - Preseason WNIT (Campus sites)
 2 - SEC/Big 12 Challenge
 3 - Carolinas Challenge (Myrtle Beach, S.C.)
 + = SEC Network+ / ESPN3.com

AUBURN ATHLETICS COMMUNICATIONS

KIRK SAMPSON Associate AD
 kirk@auburn.edu
 WES TODD Assistant Director/WBB Contact
 wlt0006@auburn.edu
 C: 334-750-5682

Web.....AuburnTigers.com
 Twitter.....@AuburnWBB
 Facebook...../AuburnWBB
 Instagram.....@AuburnWBB
 Office Phone.....(334) 844-9800



GAME 15

at **Florida** (4-10, 0-1)

Sunday, Jan. 6, 2019 • Noon CT



SiteGainesville, Fla.
 Venue Exactech Arena at Stephen C. O'Connell Center (12,000)
 TV SEC Network (Paul Sunderland, Blair Schaefer)
 Radio WTGZ 93.9 FM (Andy Burcham, Brit Bowen)
 Audio Webcast AuburnTigers.com
 Live Stats..... FloridaGators.com
 Twitter.....@AuburnWBB
 Series Record..... Auburn leads 38-21
 at Gainesville..... Auburn leads 12-11
 Last Meeting Auburn 84, Florida 55 (Dec. 31, 2017, at Auburn)

GAMEDAY BREAKDOWN


AUBURN TIGERS

Rankings.....AP: RV | Coaches: NR | RPI: 40
 2018-19 Record 12-2
 SEC..... 0-1
 Home 6-1
 Away 4-1
 Neutral..... 2-0
 Streak.....L1
 Head Coach..... Terri Williams-Flournoy
 Record at AU (Yrs.)..... 114-93 (7th)
 Overall Record (Yrs.)..... 257-197 (15th)
 Record vs. Florida..... 4-4

FLORIDA GATORS

Rankings..... AP: NR | Coaches: NR | RPI: 244
 2018-19 Record 4-10
 SEC..... 0-1
 Home 4-3
 Away 0-6
 Neutral..... 0-1
 Streak.....L1
 Head Coach..... Cam Newbauer
 Record at UF (Yrs.)..... 15-29 (2nd)
 Overall Record (Yrs.)..... 94-79 (6th)
 Record vs. Auburn..... 0-1

AUBURN PROJECTED STARTERS



DAISA ALEXANDER
 G • JR • 5-7
 Decatur, Ga.

PPG: 11.1
 RPG: 3.4
 APG: 2.4



UNIQUE THOMPSON
 F • SO • 6-3
 Theodore, Ala.

PPG: 13.6
 RPG: 11.2
 APG: 1.3



CRYSTAL PRIMM
 G • R-JR • 5-11
 West Palm Beach, Fla.

PPG: 11.9
 RPG: 4.0
 APG: 1.4



ERIN HOWARD
 G/F • FR • 6-1
 Madison, Wis.

PPG: 3.7
 RPG: 2.5
 APG: 1.0



JANIAH MCKAY
 G • SR • 5-6
 Gainesville, Fla.

PPG: 14.6
 RPG: 2.4
 APG: 4.6

OFF THE BENCH

No.	Pos.	Name	Ht.	Year	PPG	RPG	Hometown
1	G	Robyn Benton	5-9	Fr.	7.6	1.3	Conyers, Ga.
2	G	Brooke Moore	5-7	Fr.	8.4	1.6	McDonough, Ga.
3	G	Erica Sanders	5-10	Sr.	0.5	2.8	San Antonio, Texas
4	F	Abigayle Jackson	6-3	So.	2.8	2.2	Little Rock, Ark.
5	G	Emari Jones*	6-2	Sr.	9.8	4.5	Chicago, Ill.
10	F	Kiyae' White	6-2	R-Fr.	1.8	2.0	Macungie, Pa.
35	F	Natalie Kelly	6-3	Fr.	0.6	1.0	Albany, La.

*injured/out for season

Head Coach: Terri Williams-Flournoy

Assistants: Ty Evans, Adrian Walters, Clarisse Garcia

#WarEagle
#TeamOfExcellence



AuburnTigers.com



@AuburnWBB | @AuburnTigers
@AUCoachFlo



/AuburnWBB
/AuburnTigers

TEAM SCHEDULE AND MEDIA AVAILABILITY >> JANUARY 6-12 (times Central unless noted otherwise)

SUNDAY January 6	MONDAY January 7	TUESDAY January 8	WEDNESDAY January 9	THURSDAY January 10	FRIDAY January 11	SATURDAY January 12
GAME 12:00 Auburn at Florida (SEC Network) Interviews postgame	OFF DAY COACH FLO SHOW 6 p.m. Victory Grille	PRACTICE 2-4 p.m. Auburn Arena	PRACTICE 1:30-3:30 p.m. Auburn Arena TRAVEL to Tuscaloosa, Ala. Media Availability TBD	GAME 7:00 Auburn at Alabama Interviews Postgame Return to Auburn	PRACTICE 2:30-5 p.m. Auburn Arena	PRACTICE 12:30-3 p.m. Auburn Arena

AUBURN ATHLETICS COMMUNICATIONS

QUICK FACTS

AUBURNTIGERS.COM

For updated game notes, statistics and all the latest information on Auburn basketball and gameday activities, go to AuburnTigers.com.

INTERVIEW POLICIES

- Coach Williams-Flournoy, assistant coaches and selected athletes are available for phone and personal interviews by contacting Wes Todd in the athletic communications office.
- Following home games, interviews with Coach Flo and selected players will be conducted in the media room following a 10-minute cooling-off period. Visiting coaches and players, if requested, will be available first.
- Interviews following road contests will be conducted in accordance with the home team's media policies.
- Practices are generally closed to the public, but media may cover practice with advance notice.

CREDENTIALS

Anyone wishing to cover Auburn women's basketball should contact Wes Todd in the communications office at least one day in advance in order to make the proper arrangements. Game credentials will be held at media will call, located inside the scholarship entrance at Auburn Arena. Parking passes are not needed, except for men's/ women's doubleheaders.

GAME DAY SERVICES

Notes for both teams and flip cards will be provided prior to the game. Stats will be distributed at halftime and after the game. Wireless internet is available in the Arena.

VIDEO SERVICES

FTP feeds of selected Auburn basketball highlights are available for the media. A number of studio and satellite services may be arranged for electronic media by calling War Eagle Productions at 334-750-4345.

PHOTO SERVICES

For photos of Auburn women's basketball or anything pertaining to Auburn Athletics, contact Wade Rackley at 334-750-6907 or via email at wwr0004@auburn.edu.

COMMUNICATIONS STAFF

- Wes Todd Women's Basketball contact
cell: 334-750-5682
email: wlt0006@auburn.edu
- Grant Keith Student assistant/WBB
email: gak0005@auburn.edu
- Kirk Sampson Associate AD
cell: 334-750-1385
email: sampska@auburn.edu

GENERAL INFORMATION

Location..... Auburn, Ala.
Founded1856
Enrollment.....29,776
Nickname Tigers
Colors..... Burnt Orange and Navy Blue
Facility (Capacity) Auburn Arena (9,121)
President Dr. Steven Leath
Director of Athletics Allen Greene
Sr. Assoc. AD/SWA..... Monique Holland

WOMEN'S BASKETBALL HISTORY

First Year of Women's Basketball1971
All-Time Record (Years).....925-471 (48th)
All-Time SEC Record (since 1981) 227-230
All-Time Home Record430-114
at Auburn Arena (since 2010).....83-43
NCAA Tournament Appearances..... 20
Last NCAA App./Result..... 2017 - First Round
SEC Regular-Season Championships 5
..... 1981, 1987, 1988, 1989, 2009
SEC Tournament Championships..... 4
..... 1981, 1987, 1990, 1997

COACHING & SUPPORT STAFF

Head Coach..... Terri Williams-Flournoy
Alma Mater, Year Penn State, 1991
Overall Record 257-197 (.566) / 15th year
Auburn Record 115-93 (.553) / 7th year
Associate Head Coach (Year at Auburn) Ty Evans (7th)
Alma Mater, Year Wisconsin-Whitewater (1995)
Assistant Coach (Year at Auburn)Adrian Walters (7th)
Alma Mater, Year St. Francis (Pa.) (1987)
Assistant Coach (Year at Auburn)Clarisse Garcia (3rd)
Alma Mater, Year Villanova (2007)
Strength & Conditioning CoachClaus Souza
Director of Basketball Operations Bianca Webb
Director of Basketball Services Justin Peak
Athletic Trainer..... Catherine Gordon
Grad. Student Mgrs Anthony Evans, Rebecca Walthall

GAMEDAY EXPERIENCE: AUBURN ARENA

>> Auburn Arena is in its ninth season as home of Auburn Basketball. The Tigers are 83-43 since moving to the Arena in 2010-11. The facility seats 9,121 for basketball and also hosts Auburn volleyball and gymnastics.



TEAM INFORMATION

2017-18 Record14-15
2017-18 SEC Record 5-11
SEC Finish..... 10th
Starters Returning/Lost4/1
Letterwinners Returning/Lost 6/6
Squad Members Returning..... 2
Newcomers.....4

AUBURN TIGERS SPEED CHART

Overall: 12-2 SEC: 0-1

Head Coach: Terri Williams-Flournoy (7th Season)

Daisa Alexander - DAY-zha
Emari Jones - e-MAR-ee
Janiah McKay - jah-NYE-uh

Kiyae' White - kye-YAY
Terri Williams-Flournoy - Fluh-NOY

			Pts	Reb	Stl	Ast	Blk	
0	DAISA ALEXANDER G • 5-8 • Jr. • Decatur, Ga. • Southwest DeKalb HS	Season High	20	8	3	8	-	<ul style="list-style-type: none"> • 2018 SEC All-Defensive Team • GW jumper/FT w/ :17 left at New Mexico • AU's 2nd-leading scorer in '18 (14.2 ppg) • Led SEC in steals in '18 (2.8/game) • Career-high 25 pts at Indiana (12/3/17)
		Career High	25	8	7	8	2	
		PPG	RPG	APG	FG	3FG	FT	
		18-19	11.1	3.4	2.4	.389	.333	
1	ROBYN BENTON G • 5-9 • Fr. • Conyers, Ga. • Greater Atlanta Christian	Season High	16	2	3	3	1	<ul style="list-style-type: none"> • 15 pts; 5-5 on 3-pt FG at Elon (12/22) • 14 pts w/ 4 3-pt FG vs. Oklahoma (12/2) • 16 pts in Auburn debut vs. Grambling (11/6) • No. 17 national overall prospect, No. 6 guard • Sister of fmr. UT football player Inky Johnson
		Career High	16	2	3	3	1	
		PPG	RPG	APG	FG	3FG	FT	
		18-19	7.6	1.3	0.9	.418	.449	
2	BROOKE MOORE G • 5-7 • Fr. • McDonough, Ga. • Henry County HS	Season High	23	4	1	3	-	<ul style="list-style-type: none"> • SEC Freshman of the Week (12/31) • Career-high 23 points; 5 3FG vs Ala. St. (12/29) • 5 points, 4 rebounds vs. Coastal Carolina • Missed first five games with injury • No. 42 national overall prospect; No. 11 guard
		Career High	23	4	1	3	-	
		PPG	RPG	APG	FG	3FG	FT	
		18-19	8.4	1.6	1.1	.344	.340	
3	ERICA SANDERS G • 5-10 • Sr. • San Antonio, Texas • Johnson HS	Season High	2	6	3	1	-	<ul style="list-style-type: none"> • 6 rebs, 3 stls vs. Alabama St. (12/29) • Made 1st app. of 18-19 vs. N. Carolina (12/20) • Missed 1st 9 games of 18-19 w/ knee injury • Career-high 6 steals vs. LA Tech (11/19/17) • Defensive specialist, could also play PG
		Career High	9	7	6	5	1	
		PPG	RPG	APG	FG	3FG	FT	
		18-19	0.5	2.8	0.5	-	-	
4	ABIGAYLE JACKSON F • 6-3 • So. • Little Rock, Ark. • Little Rock Central HS	Season High	6	6	1	1	3	<ul style="list-style-type: none"> • 6 pts, 6 reb off bench vs. Nicholls • Played 28 games in '18, started 12 • Led AU with 22 blocks in '18 • 2.0 ppg, 1.7 rpg as a freshman • #1 HS player in Arkansas in class of '17
		Career High	13	7	3	1	3	
		PPG	RPG	APG	FG	3FG	FT	
		18-19	2.8	2.2	0.3	.531	.333	
5	EMARI JONES G • 6-0 • Sr. • Chicago, Ill. • Shawnee CC	Season High	15	10	2	3	1	<ul style="list-style-type: none"> • Out for season (knee); injured vs. Alabama St. • AU's leading 3-point shooter; 26 made in 18-19 • NJCAA All-American, national leading scorer at Shawnee CC in '16 (742 pts.)
		Career High	18	10	3	3	2	
		PPG	RPG	APG	FG	3FG	FT	
		18-19	9.8	4.5	1.5	.390	.351	
10	KIYAE' WHITE F • 6-2 • R-Fr. • Macungie, Pa. • Emmaus HS	Season High	5	4	1	2	-	<ul style="list-style-type: none"> • 4 pts, 4 rebs, key steal/score at St. Joseph's • Redshirted '17-18 while rehabbing knee injury • #20 forward, 3-star by ESPN HoopGuriz • Leading rebounder at Emmaus HS
		Career High	5	4	1	2	-	
		PPG	RPG	APG	FG	3FG	FT	
		18-19	1.8	2.0	0.5	.360	-	
20	UNIQUE THOMPSON F • 6-3 • So. • Theodore, Ala. • Faith Academy	Season High	19	19	4	3	2	<ul style="list-style-type: none"> • Preseason All-SEC Second Team • 21 pts, 18 rebs vs. North Carolina (12/20) • 19 pts, career-hi 19 rebs at New Mexico • 6 double-doubles in 2018-19; 13 career • Career-high 29 pts at ULL (12/8/17)
		Career High	29	19	4	3	6	
		PPG	RPG	APG	FG	3FG	FT	
		18-19	13.6	11.2	1.3	.570	-	
23	CRYSTAL PRIMM G • 5-11 • R-Jr. • West Palm Beach, Fla. • Duke	Season High	18	7	5	4	1	<ul style="list-style-type: none"> • Career-hi 18 points vs. UNC (12/20) • 15 pts, 4 rebs in Auburn debut vs. Grambling • Career-high 5 steals vs. Nicholls • Redshirted '17-18 after transfer from Duke • Played 33 gms as soph at Duke in '16-17
		Career High	18	7	5	4	1	
		PPG	RPG	APG	FG	3FG	FT	
		18-19	11.9	4.0	1.4	.569	.000	
24	ERIN HOWARD F/G • 6-1 • Fr. • Madison, Wis. • Madison East HS	Season High	11	7	2	3	2	<ul style="list-style-type: none"> • 1st start vs. Tenn.; career-high 11 points • Career-hi 7 rebs, 2 blocks at Elon (12/22) • Made 1st 2 AU 3-pt FG in win at New Mexico • Ranked No. 21 forward nationally out of HS • 1st AU player from state of Wisconsin
		Career High	11	7	2	3	2	
		PPG	RPG	APG	FG	3FG	FT	
		18-19	3.7	2.5	1.0	.316	.250	
33	JANIAH MCKAY G • 5-6 • Sr. • Gainesville, Fla. • Gainesville HS	Season High	21	5	4	10	2	<ul style="list-style-type: none"> • SEC Player of the Week (12/23) • 6th in SEC in assists (4.8/game) • 20+ points in four games this year • 2nd career D-D (16p/10a) vs. Grambling • Scored 25 points last time vs. Florida
		Career High	29	8	6	13	2	
		PPG	RPG	APG	FG	3FG	FT	
		18-19	14.6	2.4	4.6	.428	.324	
35	NATALIE KELLY F • 6-3 • Fr. • Albany, La. • Albany HS	Season High	2	3	1	-	1	<ul style="list-style-type: none"> • Ranked as No. 38 post player nationally • Avg. 17.1 pts, 12.1 reb, 3.3 stls as HS junior • 2x all-metro selection (Baton Rouge)
		Career High	2	3	1	-	1	
		PPG	RPG	APG	FG	3FG	FT	
		18-19	0.6	1.0	0.0	.250	-	

Inside This Week's Matchups

Auburn vs. Florida 37-21 (.638)

In Auburn: 16-6
 --At Auburn Arena: 3-2
 In Gainesville: 12-11
 Neutral Sites: 9-4
 Trend: Auburn has won 4 of the last 5 meetings

1973-74	W	83-32	Gainesville, Fla.
1977-78	L	61-80	Gainesville, Fla.
1977-78	W	78-63	Auburn
1977-78	L	66-69	Starkville, Miss. (12)
Nov. 20, 1978	L	63-80	Auburn
Dec. 16, 1978	W	56-50	Lexington, Ky. (13)
Jan. 6, 1979	L	61-68	Starkville, Miss. (12)
Feb. 3, 1979	W	86-80	Gainesville, Fla.
Jan. 30, 1980	W	86-58	Auburn
Feb. 2, 1980	W	81-67	Gainesville, Fla.
Jan. 7, 1981	W	76-55	Auburn
Jan. 24, 1981	W	88-66	Gainesville, Fla.
March 1, 1984	W	75-65	Athens, Ga.*
Feb. 28, 1985	W	83-64	Oxford, Miss.*
Feb. 5, 1986	W	73-48	Auburn
Jan. 31, 1987	W	99-44	Gainesville, Fla.
Feb. 6, 1988	W	75-42	Auburn
Jan. 28, 1989	W	87-58	Gainesville, Fla.
March 4, 1989	W	72-61	Albany, Ga.*
Jan. 13, 1990	W	73-66	Auburn
Jan. 23, 1991	W	93-59	Gainesville, Fla.
Feb. 15, 1992	W	94-49	Auburn
March 6, 1992	W	70-58	Albany, Ga.*
Feb. 14, 1993	W	79-64	Gainesville, Fla.
Feb. 27, 1994	W	80-76	Auburn
March 5, 1994	L	67-72	Chattanooga, Tenn.*
Feb. 29, 1995	L	54-62 (OT)	Gainesville, Fla.
Jan. 7, 1996	W	69-53	Auburn
Jan. 4, 1997	L	58-71	Gainesville, Fla.
March 3, 1997	W	52-47	Chattanooga, Tenn.*
Jan. 14, 1998	L	61-65	Auburn
Jan. 14, 1999	W	76-71	Gainesville, Fla.
Jan. 20, 2000	W	92-56	Auburn
Jan. 18, 2001	L	59-72	Gainesville, Fla.
Jan. 6, 2002	L	61-70	Auburn
Feb. 28, 2002	W	70-57	Nashville, Tenn.*
Feb. 13, 2003	W	62-51	Gainesville, Fla.
Feb. 29, 2004	L	60-71	Auburn
Jan. 9, 2005	L	60-67	Gainesville, Fla.
Feb. 2, 2006	L	61-72	Gainesville, Fla.
Feb. 19, 2006	W	73-58	Auburn
Jan. 18, 2007	W	74-69	Gainesville, Fla.
Feb. 22, 2007	W	78-62	Auburn
Feb. 7, 2008	L	67-73	Gainesville, Fla.
Jan. 11, 2009	W	81-65	Auburn
Jan. 7, 2010	L	68-71 (2OT)	Gainesville, Fla.
Mar. 4, 2010	W	74-61	Duluth, Ga.*
Jan. 6, 2011	W	73-56	Auburn
Feb. 9, 2012	L	56-70	Gainesville, Fla.
March 1, 2012	L	60-70	Nashville, Tenn.*
Feb. 10, 2013	L	57-65	Auburn
Jan. 26, 2014	L	69-87	Gainesville, Fla.
Jan. 4, 2015	L	50-63	Auburn
March 4, 2015	W	71-49	N. Little Rock, Ark.*
Feb. 14, 2016	W	80-58	Auburn
Feb. 28, 2016	L	49-56	Gainesville, Fla.
Jan. 1, 2017	W	82-75	Gainesville, Fla.
Dec. 31, 2017	W	84-55	Auburn

* SEC Tournament
 @ NCAA Tournament

Auburn Women's Basketball Quick Hitters

- This is the 59th meeting between Auburn and Florida in women's basketball
- Auburn leads the series 37-21, including a 12-11 Auburn edge in games played in Gainesville
- Auburn won the only meeting last season, an 84-55 victory in Auburn on New Year's Eve
- The Tigers have won two straight and four of the last five against Florida
- Gainesville native Janiah McKay will face her hometown team for the fifth time; she is 3-1 against the Gators
- McKay passed Tasha Hamilton for 14th all-time in scoring at Auburn with 10 points vs. Tennessee; she now has 1,403 points
- Sophomore Unique Thompson has recorded seven double-doubles in 14 games, including three straight against New Mexico, Iowa State and UL-Lafayette; she now has 14 in her career, tied for 9th in Auburn history
- Auburn has forced 20 or more turnovers in 11 of 14 games this season, including the last six in a row
- Auburn is receiving votes in this week's Associated Press Top 25; first votes since the poll of Dec. 19, 2016
- At 12-2, Auburn is off to its best start since the 2008-09 season, when the Tigers won their first 20 games en route to an SEC Championship
- The Tigers went undefeated in December for the second straight season
- Auburn shot 63.3% (38-of-60) from the field in a 96-44 win at Elon on Dec. 22; it was Auburn's best shooting day since hitting 64.2% (34-of-53) in a 91-62 win at UAB on Nov. 26, 2008
- Auburn broke the school record for 3-pointers for the second time in 20 days on Dec. 22, hitting 14 treys in a 96-44 win at Elon; 11 of the 14 Auburn 3-pointers were made by freshmen
- Auburn's 96 points at Elon on Dec. 22 were its most in a true road game since a 96-71 win at UAB on Dec. 14, 1999
- Under Coach Flo, Auburn is 6-0 when scoring at least 90 points and 31-1 when scoring at least 80 points
- Auburn has topped the 80-point mark eight times in 13 games this season; the Tigers had scored 80+ points eight times in the previous 83 games dating back to the 2015-16 season
- Auburn's win over North Carolina on Dec. 20 was the Tigers' first overtime game since 2017 and improves Auburn's all-time overtime record to 20-20
- The Tigers scored 38 points off turnovers in a win over North Carolina on Dec. 20, the most since scoring 40 points off turnovers vs. George Mason on Dec. 23, 2015
- The Tigers forced a season-high 29 turnovers in a 73-46 win over Samford on Dec. 16
- Auburn previously set a school record with 13 3-pointers in the win over Oklahoma on Dec. 2; previous record was 12 vs. Colgate in 2007
- Since 2001, Auburn has made at least 10 3-pointers in a game on 12 occasions; 7 of those have come under Coach Flo and four have come this season (14 vs. Elon; 13 vs. Oklahoma; 10 vs. Alabama State, 10 vs. Xavier)
- The Tigers' 95 points against Oklahoma (Dec. 2) were the most against a Power-5 conference opponent since 1990 (def. Vanderbilt 96-93 in 2OT)
- The Tigers' win at Xavier (La.) was the 250th career coaching victory for Auburn head coach Terri Williams-Flournoy

Moving On Up (Auburn Career Milestone Watch) . . .

- **Janiah McKay** is 14th in career points scored with 1,403; needs 12 to tie for 13th (Lori Monroe, 1,415)
- **Janiah McKay** is 10th in career assists with 379; needs 7 to tie for 9th (Debra Larkin, 386)
- **Janiah McKay** is 4th in career free throws made with 372; needs 4 to tie for 3rd (Tyrese Tanner, 376)
- **Janiah McKay** is 7th in career free-throw percentage (.771)
- **Janiah McKay** has 188 career steals; needs 14 to enter the Auburn top 10 (10th: Natasha Brackett, 202)
- **Unique Thompson** is tied for 9th in career double-doubles (14); needs 1 to tie for 8th (Conswella Sparrow, 15)
- **Coach Terri Williams-Flournoy** won her 250th game as a head coach vs. Xavier (La.) on Nov. 28

INDIVIDUAL CATEGORY LEADERS

Auburn	Florida
Janiah McKay - 14.6	Funda Nakkasoglu - 18.8
Unique Thompson - 11.2	Delicia Washington - 13.1
Janiah McKay - 4.6	Kiara Smith - 3.4
Janiah McKay - 2.4	Kiara Smith - 1.4
Unique Thompson - 1.1	Zada Williams - 0.3
Janiah McKay - 30.1	Funda Nakkasoglu - 36.0
Unique Thompson - .570	Funda Nakkasoglu - .523
Robyn Benton - .449	Funda Nakkasoglu - .500
Janiah McKay - .829	Funda Nakkasoglu - .906

OPENING TIP

» The Auburn Tigers hit the road for the first time in SEC play, traveling to Gainesville, Fla., to face the Florida Gators at noon CT Sunday.

» Auburn is 12-2 (0-1 SEC) on the season; the Tigers saw a nine-game winning streak come to an end with a 78-69 loss at home to No. 10 Tennessee Thursday night.

» Florida is 4-10 overall (0-1 SEC) after falling at Alabama 74-67 in their SEC opener Thursday night.

IN THE RANKINGS

» Auburn is receiving votes in the AP Top 25 this week for the first time since Dec. 19, 2016.

» Florida is unranked.

LAST TIME OUT

» Auburn sophomore Unique Thompson picked up her seventh double-double of the season, but the Tigers came up short in a 78-69 loss to No. 10 Tennessee Thursday night in the SEC opener for both teams at Auburn Arena.

» The Tigers (12-2, 0-1 SEC) had trouble getting shots to fall, despite having 20 more attempts from the floor than the Lady Vols (12-1, 1-0). Meanwhile, Tennessee shot 54 percent from the field and pulled away late to secure the win.

» Thompson finished with 19 points and 12 rebounds along with two assists, two steals and a block in 36 minutes of action. All five Auburn starters scored in double figures. Crystal Primm had 16 points, Daisa Alexander added 13, and Janiah McKay had 10. Freshman Erin Howard, making her first career start in place of injured senior Emari Jones, scored a career-high 11 points, including three 3-pointers, to go along with four rebounds.

» Auburn shot 34.3 percent from the field, the second-lowest percentage of the season, while Tennessee hit 54 percent of its shots, including a 7-for-15 (46.7%) clip from 3-point range.

UP NEXT

» Auburn continues a two-game road swing Thursday night when the Tigers travel across the state to Tuscaloosa to face Alabama. Game time is 7 p.m. CT at Coleman Coliseum.

AN AUBURN WIN WOULD...

» Be Auburn's third straight win over Florida and fifth in the last six meetings.

» Give Auburn a 1-1 start in SEC play for the third straight season.

» Improve Auburn's record to 5-1 in true road games this year.

AUBURN VS. FLORIDA

» This is the 59th meeting between Auburn and Florida in women's basketball.

» Auburn is 37-21 all-time against the Gators, including a 12-11 edge in games played in Gainesville.

» Auburn has won the last two meetings and four of the last five. The Tigers' last trip to Gainesville, an 82-75 win on New Year's Day 2017, was the Tigers' first victory at the O-Dome since 2007.

ONE FINAL RETURN FOR MCKAY

» Gainesville native Janiah McKay will play in front of her hometown crowd for the last time as the senior makes her third appearance at the O'Connell Center as an Auburn Tiger.

» McKay has had some of her greatest success at Auburn in games against Florida. In the last meeting,

she scored 25 points and had five assists in Auburn's 84-55 win to open SEC play last season.

» In four previous games against the Gators, McKay has averaged 14.0 points, 2.5 rebounds and 4.3 assists per game.

LAST MEETING (Dec. 31, 2017 in Auburn):

Auburn 84, Florida 55

» Janiah McKay had 25 points, Daisa Alexander had 21, and Auburn outscored Florida 49-19 in the second half to earn an 84-55 win in the SEC opener for both at Auburn Arena.

» The Tigers overcame a 16-point first-quarter deficit to win their SEC opener for the fifth time in six years, thanks in large part to forcing the Gators into 28 turnovers, converting those into 33 points. Meanwhile, Auburn tied a school record for fewest turnovers in a game with five and held the SEC's top 3-point shooting team to just six treys while tying a season-high with eight 3-pointers of their own.

» McKay's 25 points were her most against the Gators for the Gainesville native; she also had a game-high five assists. Alexander topped the 20-point mark for the second time this season with a 21-point performance that included three 3-pointers.

» Auburn matched its record-high for points in a quarter in an SEC game, outscoring the Gators 30-4 in the final period; Florida made its last field goal with 8:19 to play. From the point where Auburn trailed 18-2 in the first quarter, the Tigers outscored Florida 82-37 over the final 33 minutes.

SCOUTING THE GATORS

» Florida is 4-10 on the season and 0-1 in the SEC after falling at Alabama 74-67 Thursday night in the league opener for both teams.

» Florida scores an average of 63.4 points/game while giving up 66.3. The Gators are one of the most prolific 3-point shooting teams in the league, averaging 7.9 per game.

» Senior Funda Nakkasoglu is the SEC's second-leading scorer, averaging 18.8 points/game. She also leads the league in 3-point percentage (41-of-82; 50%) and 3-pointers made per game (3.4).

SCOUTING AUBURN

» Auburn is 12-2 on the season and 0-1 in the SEC. Both Auburn losses have come to teams currently ranked in the Top 25 - #10 Tennessee (78-69 on Jan. 3) and at #25 Iowa State (67-64 on Nov. 13).

» The Tigers have the third-most potent offense in the SEC (19th NCAA), averaging 81.1 points/game. Auburn also forces an average of 21.9 opponent turnovers, which also ranks second in the SEC and 25th nationally.

» Senior point guard Janiah McKay averages a team-leading 14.6 points/game and has topped 20 points four times. She is also sixth in the SEC with 4.6 assists/game. McKay is the Tigers' leading returning scorer for the second straight season after averaging 16.6 ppg last season. McKay ranks 17th in career scoring at Auburn with 1,331 points.

» Sophomore forward Unique Thompson is a force under the basket and has been key to Auburn's success early this year. She has seven double-doubles in 14 games and averages 13.6 points and 11.2 rebounds. As a freshman last season, she averaged 11.5 ppg and 8.4 rpg with 7 double-doubles, tying the Auburn freshman record.

» Redshirt junior Crystal Primm has given Auburn consistent minutes through her first 14 games on The Plains, averaging 11.9 points and 4.0 rebounds. A

SEC STANDINGS & SCHEDULE

	<i>(thru games of Jan. 3)</i>					
	SEC Games			All Games		
	W	L	Pct.	W	L	Pct.
Alabama	1	0	1.000	9	5	.643
Georgia	1	0	1.000	10	4	.714
Kentucky	1	0	1.000	14	1	.933
Mississippi St.	1	0	1.000	13	1	.929
Missouri	1	0	1.000	12	3	.800
South Carolina	1	0	1.000	9	4	.692
Tennessee	1	0	1.000	12	1	.923
Arkansas	0	1	.000	11	4	.733
AUBURN	0	1	.000	12	2	.857
Florida	0	1	.000	4	10	.286
LSU	0	1	.000	9	4	.692
Ole Miss	0	1	.000	6	9	.462
Texas A&M	0	1	.000	11	3	.786
Vanderbilt	0	1	.000	5	9	.357

Thursday, Jan. 3

*Tennessee 78, Auburn 69

*Mississippi State 93, Arkansas 69

*Georgia 63, LSU 50

*Kentucky 77, Vanderbilt 55

*Alabama 74, Florida 67

*Missouri 78, Ole Miss 55

*South Carolina 60, Texas A&M 57

Sunday, Jan. 6

*Alabama at South Carolina, 11 a.m. (ESPNU)

*Auburn at Florida, Noon (SECN)

*Missouri at Tennessee, 1 p.m. (ESPN2)

*Ole Miss at Arkansas, 2 p.m. (SECN)

*Georgia at Vanderbilt, 2 p.m. (SEC+)

*Texas A&M at LSU, 2 p.m. (SEC+)

*Kentucky at Mississippi State, 4 p.m. (SECN)

Thursday, Jan. 10

*Florida at South Carolina, 6 p.m. (SEC+)

*Kentucky at Tennessee, 6 p.m. (SECN)

*Auburn at Alabama, 7 p.m. (SEC+)



*Arkansas at Missouri, 7 p.m. (SEC+)

*LSU at Ole Miss, 7 p.m. (SEC+)

*Texas A&M at Vanderbilt, 7 p.m. (SEC+)

*Georgia at Mississippi State, 8 p.m. (SECN)

Inside the Numbers

CATEGORY		
	AUBURN	FLORIDA
Points Per Game	81.1	63.4
Scoring Margin	+17.3	-2.9
Field Goal %	44.1%	37.8%
Opp. Field Goal %	39.6%	41.2%
3 pt Field Goal %	34.1%	30.6%
Opp. 3FG %	33.3%	32.6%
Rebounds	38.6	38.5
Opp. Rebounds	35.2	37.4
Rebound Margin	+3.4	+1.1
Turnovers	14.0	15.4
Opp. Turnovers	21.9	14.7
Steals	12.4	5.9
Opp. Steals	7.9	6.7
Blocks	3.3	0.9
Opp. Blocks	1.6	3.6

Associated Press Top 25

(Week 9: Dec. 31)

Rk	Team	Record	Prev
1	Connecticut (31)	11-0	1
2	Notre Dame	12-1	2
3	Louisville	12-0	3
4	Maryland	12-0	4
5	Oregon	11-1	5
6	Stanford	10-1	6
7	Mississippi State	12-1	8
8	Baylor	8-1	7
9	NC State	13-0	9
10	Tennessee	11-1	10
11	Oregon State	10-2	11
12	Minnesota	12-0	12
13	Texas	10-2	13
14	Syracuse	11-2	14
15	Michigan State	11-1	21
16	Kentucky	13-1	18
17	Gonzaga	12-1	20
18	California	9-2	14
19	Iowa	9-3	16
20	Marquette	10-3	22
21	Texas A&M	11-2	23
22	Arizona State	9-3	17
23	South Carolina	8-4	25
24	DePaul	9-4	19
25	Iowa State	10-2	NR

Also receiving votes: Virginia Tech, Florida State, Utah, Miami, Arizona, Indiana, South Dakota, AUBURN, South Dakota State, Central Michigan.

USA TODAY Coaches' Top 25

(Week 9: Jan. 1)

Rk	Team	Record	Prev
1	Connecticut (31)	11-0	1
2	Notre Dame	12-1	2
3	Louisville	12-0	3
4	Maryland	11-2	4
5	Oregon	11-1	5
6	Mississippi State	12-1	7
7	Baylor	9-1	6
8	Stanford	10-1	8
9	NC State	13-0	9
10	Tennessee	11-1	10
11	Oregon State	10-2	11
12	Texas	10-2	12
13	Minnesota	12-1	15
14	Syracuse	11-2	14
15	Kentucky	13-1	17
16	Marquette	11-3	19
17	Michigan State	11-1	22
18	Gonzaga	13-1	21
19	California	9-2	13
20	Iowa	9-3	16
21	Texas A&M	11-2	24
22	Arizona State	9-3	18
23	Florida State	12-1	25
24	DePaul	10-4	20
25	Virginia Tech	13-0	NR

Also receiving votes: Iowa State, Miami, South Carolina, UAB, South Alabama, West Virginia, UCF, Indiana, Missouri, Southern California, New Mexico, South Dakota, Central Michigan, Arizona, Tulane.

transfer from Duke after the 2016-17 season, Primm scored a career-high 18 points against her former school's archrival, North Carolina, on Dec. 20.

» Junior Daisa Alexander had a breakout sophomore season where she scored 14.2 points/game and led the SEC with 2.8 steals/game, earning a nod to the SEC All-Defensive Team. So far this season, Alexander is averaging 11.1 points/game and a career-high 8 assists vs. Louisiana-Lafayette.

» The Tigers' incoming freshman class was ranked No. 13 by ESPN HoopGurlz and included two top-50 prospects in Robyn Benton (#17 overall; #6 guard) and Brooke Moore (#42 overall; #11 guard). Benton is averaging 7.6 points/game and Moore is scoring 8.4/game.

OFFENSIVE EXPLOSION

» With 97 points in the season-opening win over Grambling, Auburn hit the 90-point plateau for the fourth time in the Coach Flo era and the first since scoring 92 on Nov. 17, 2014 - also against Grambling.

» Auburn's 95-point effort against Oklahoma on Dec. 2 gave the Tigers two 90-point games in the same season for the first time since the 2008-09 season, when Auburn topped the 90-point mark six times.

» The Tigers' 95 points against Oklahoma were the most scored by Auburn against a Power-5 conference opponent (SEC, ACC, Big Ten, Big 12, Pac-12) since 1990, when the Tigers beat Vanderbilt 96-93 in 2 OT.

» Auburn scored 96 points in a 52-point victory at Elon on Dec. 22. It marked Auburn's highest point total in a true road game since a 96-71 win at UAB on Dec. 14, 1999.

» The Tigers have scored at least 80 points in eight games this season; Auburn scored 80+ in six games combined over the previous two seasons.

» Under Coach Flo, Auburn is 6-0 when scoring at least 90 points and 31-1 when scoring at least 80 points.

BALANCED SCORING RETURNS

» Through the first 14 games, Auburn has four players averaging double-digit scoring. Janiah McKay, Unique Thompson, Daisa Alexander, and Crystal Primm - four of Auburn's starting five - all average at least 10 points per game.

» For the first time since 2008, Auburn had six players finish in double-figures in the Tigers' 97-48 win over Grambling on Nov. 6.

» Junior Janiah McKay and freshman Robyn Benton led the way with 16 points, followed by junior Crystal Primm (15), sophomore Unique Thompson (14), and junior Daisa Alexander and senior Emari Jones (13).

» The last time Auburn had at least six players score 10+ points, seven players did it against Sam Houston State on Dec. 5, 2008, when the Tigers set a school record with 119 points. That night, it was KeKe Carrier (19), DeWanna Bonner (18), Alli Smalley (16), Whitney Boddie (13), Reneisha Hobbs (13), Chantel Hilliard (13) and Sherell Hobbs (13).

» The Tigers have had at least five players score in double figures in five games this season.

SEEING DOUBLE

» Auburn players have recorded eight double-doubles through 13 games with seven coming from sophomore Unique Thompson.

» Thompson picked up her first SEC double-double of the year with 19 points and 12 rebounds against No. 10 Tennessee on Jan. 3.

» Thompson played a career-high 43 minutes and scored 21 points with 18 rebounds in an 86-81 OT win

over North Carolina on Dec. 20.

» Thompson earned her fifth double-double with 14 points and 17 rebounds in a 95-79 win over Oklahoma on Dec. 2.

» Thompson had 16 points and 13 rebounds for her third straight double-double and fifth of the season vs. Louisiana-Lafayette (11/25). She has now had 3 straight double-doubles in back-to-back seasons.

» With her 19-point, 14-rebound effort at Iowa State, Thompson recorded her 10th career double-double. She had reached the milestone by halftime with 16 points and 10 rebounds in the opening 20 minutes; it was the second time in her career she had a double-double by halftime.

» Thompson's 19-point, 19-rebound double-double at New Mexico was her second of the season and marked a career-high in rebounding for the Auburn sophomore.

» Thompson picked up where she left off in 2017-18 with her eighth career double-double, notching 14 points and 13 rebounds in the season-opener against Grambling. And Janiah McKay earned the second of her career with 16 points and 10 assists.

» The last time two Auburn players had a double-double in the same game was Dec. 13, 2015, at Marquette, when Tra'Ce'e Tanner (13 pts/12 rebs) and Brandy Montgomery (24 pts/12 rebs) did so.

TURNING UP THE PRESSURE

» The Tigers are 4-0 this season and 48-8 under Coach Flo when forcing at least 25 turnovers.

» Auburn has forced at least 20 turnovers in 11 of 14 games so far in 2018-19.

» The Tigers scored 38 points off 27 North Carolina turnovers in an 86-81 OT win on Dec. 20 in Myrtle Beach.

» Auburn forced a season-high of 29 turnovers against Samford on Dec. 16, turning those into 30 points. The Tigers then forced 23 turnovers by Coastal Carolina two days later, scoring another 30 points.

» Auburn ranked No. 2 in the nation in steals (13.2/game) and No. 3 in turnovers forced (22.9) for the 2017-18 season.

» Last season, the Tigers forced at least 20 turnovers in 23 of 29 games last year, including 10 games with at least 25 opponent turnovers. Auburn was 8-2 last year when forcing at least 25 turnovers.

RAINTHREE COUNTY

» Auburn has broken the school record for single-game 3-pointers twice so far this year. The most recent setting of the record game Dec. 22 at Elon when Auburn made 14 3-pointers; 11 of those came from freshmen - 5 from Robyn Benton, 4 from Brooke Moore, 2 from Erin Howard. Daisa Alexander, Emari Jones and Janiah McKay had one apiece.

» 20 days earlier, Auburn set a new school record with 13 made 3-pointers in a 95-79 win over Oklahoma on Dec. 2. The Tigers got four apiece from Jones and Benton, three from Alexander and two from Moore.

» The previous record for a single game had been 12, set on Dec. 5, 2007, in a 99-47 win over Colgate. Since 2000, the Tigers have made at least 10 treys in a game 10 times; the most recent was an 82-75 win at Florida on New Year's Day in 2017 when Auburn hit 11 from long range.

» Freshman Robyn Benton is shooting 44.9 percent on 3-pointers this season, making 22-of-49 attempts. She was a perfect 5-for-5 at Elon on Dec. 22.

» Auburn is averaging 7.6 made 3-pointers per game this season with 107 makes through 14 games. The program record for 3-pointers in a season is 181

(5.7/game), set during the 2016-17 season.

WORKING OVERTIME

» Auburn played its first overtime game since 2017 on Dec. 20, defeating North Carolina 86-81 in the Carolinas Challenge in Myrtle Beach, S.C. It was Auburn's first OT win since defeating Arkansas 71-60 on Jan. 24, 2016.

CROSS-COUNTRY TREK

» From Nov. 10-14 as part of the Preseason WNIT that featured road games at New Mexico and Iowa State, the Tigers traveled 3,741 miles and visited six states in five days:

- Auburn to Atlanta Airport: 100 miles
- Atlanta to Albuquerque: 1,271 miles
- Albuquerque to Phoenix: 330 miles
- Phoenix to Des Moines: 1,155 miles
- Des Moines to Ames (and back): 80 miles
- Des Moines to St. Louis: 237 miles
- St. Louis to Atlanta: 468 miles
- Atlanta to Auburn: 100 miles

» Auburn also made treks to New Orleans, Philadelphia, Myrtle Beach and Elon, N.C., as part of their non-conference schedule. The Tigers traveled a total of 7,427 miles during their non-conference season.

JONES OUT FOR SEASON

» Senior Emari Jones will miss the rest of the 2018-19 season after suffering a knee injury vs. Alabama State on Dec. 29. The Chicago, Ill., native was averaging 10.7 points and 4.8 rebounds and was Auburn's leading 3-point shooter before her injury.

AUBURN HONOR ROLL

- » **Janiah McKay**
--SEC Player of the Week (12/23)
--WNIT All-Tournament Team
--Preseason All-SEC Second Team
- » **Brooke Moore**
--SEC Freshman of the Week (12/31)
- » **Unique Thompson**
--Preseason All-SEC Second Team

ON THIS DATE

» Auburn is 6-4 all-time on Jan. 6. The Tigers' last game on this date was an 82-76 loss at Missouri in 2013.

NEW FACES

» Auburn welcomes four newcomers to the roster for 2018-19, all freshmen. Joining the Tigers this season are Robyn Benton (G, 5-9, Conyers, Ga.); Brooke Moore (G, 5-7, McDonough, Ga.); Erin Howard (G/F, 6-1, Madison, Wis.); and Natalie Kelly (F, 6-3, Albany, La.).
» The Tigers' 2018-19 freshman class was rated the No. 13 signing class in the country by ESPN HoopGurlz.
» Redshirt junior G Crystal Primm (West Palm Beach, Fla.) is eligible this season after sitting out last year under NCAA transfer rules. She transferred to Auburn from Duke in the summer of 2017 and has two years of eligibility.
» Redshirt freshman Kiyae' White (Macungie, Pa.) will be in action this season after sitting out last year while rehabbing an injury.

WELCOME TO THE FAMILY

» Auburn signed five players to NLI's during the early signing period in November.
» The Tigers will welcome **Lauren Hansen** (5-8, G, Setauket, N.Y.); **Annie Hughes** (5-9, G, Pisgah, Ala.);

Maliya Perry (6-0, G/F, Pickerington, Ohio); **Morgan Robinson-Nwagwu** (5-8, G, Norcross, Ga.); and **Sania Wells** (5-7, G, Hurley, Miss.) to The Plains beginning in the fall of 2019.

TIGERS IN THE PROS

» DeWanna Bonner completed her ninth season in the WNBA in 2018, all with the Phoenix Mercury, after taking the 2017 season off for the birth of her twins. Bonner had one of her best pro seasons, averaging 17.3 points, 7.2 rebounds and 3.2 assists while starting all 34 games. She was a beast in the 2018 playoffs, averaging 24.0 points and 11.1 rebounds in seven postseason games. Bonner was named the Associated Press' WNBA Comeback Player of the Year.

» Brandy Montgomery is playing in Europe for her second season, currently on the roster of Luxembourg side Etzella Ettelbruck. Last year, she played for Visby in Sweden, averaging 16.3 points, 5.1 rebounds and 1.8 assists while helping her team to the league semifinals.

NCAA RPI Report (AU & Opponents)

<i>(thru games of 1/3/19)</i>			
Rk	Team	Record	AU Result
7	Iowa State	11-2	L 64-67
14	Mississippi State	13-1	--
19	Tennessee	12-1	L 69-78
24	Kentucky	14-1	--
26	New Mexico	11-1	W 79-76
37	North Carolina	9-6	W 86-81 OT
40	AUBURN	12-2	
44	South Carolina	9-4	--
49	Texas A&M	11-3	--
57	Missouri	12-3	--
70	Arkansas	11-4	--
71	LSU	9-4	--
111	Alabama	9-5	--
120	Georgia	10-4	--
124	Oklahoma	5-7	W 95-79
143	Grambling	3-9	W 97-48
171	Vanderbilt	5-9	--
182	Coastal Carolina	8-4	W 84-78
183	Nicholls State	7-6	W 80-59
199	Alabama State	1-10	W 83-50
220	Samford	4-10	W 73-46
224	Elon	5-6	W 96-44
244	Florida	4-10	--
251	Ole Miss	6-9	--
284	St. Joseph's	4-9	W 81-70
321	Louisiana-Lafayette	2-10	W 71-59

Auburn in the SEC & NCAA Stats			
<i>(Thru games of 1/3/19)</i>			
Category	Value	SEC	NCAA
Scoring Offense	81.1	3rd	22nd
Scoring Defense	63.8	7th	164th
Scoring Margin	+17.3	4th	29th
Field Goal Pct.	.441	3rd	51st
Field Goal Pct. Def.	.396	11th	181st
3-pt FG Pct.	.341	6th	78th
3-pt FG Pct. Def.	.333	13th	276th
Free Throw Pct.	.748	2nd	40th
Rebounds	38.6	8th	162nd
Rebound Margin	+3.4	7th	108th
Off. Rebounds	15.2	3rd	--
Def. Rebounds	23.4	13th	--
Assists	14.4	7th	114th
Assist/Turnover	1.0	4th	66th
Blocks	3.4	11th	158th
Turnover Margin	+7.9	3rd	7th
Turnovers Forced	21.9	2nd	21st
Steals	12.4	1st	9th
INDIVIDUALS (All Games)			
Scoring			
Janiah McKay	14.6	14th	224th
Unique Thompson	13.6	20th	--
Crystal Primm	11.9	30th	--
Rebounding			
Unique Thompson	11.2	2nd	18th
Field Goal Pct.			
Unique Thompson	.570	3rd	31st
Assists			
Janiah McKay	4.6	6th	84th
Free Throw Pct.			
Janiah McKay	.829	4th	80th
Crystal Primm	.796	7th	125th
Steals			
Janiah McKay	2.4	2nd	66th
Daisa Alexander	2.2	3rd	100th
Unique Thompson	2.0	5th	141st
Crystal Primm	1.9	8th	169th
3-Point FG Pct.			
Emari Jones	.351	8th	153rd
3-Point FG Made			
Emari Jones	2.0	9th	203rd
Robyn Benton	1.6	14th	--
Blocked Shots			
Unique Thompson	1.1	13th	213th
Offensive Rebounds			
Unique Thompson	4.4	2nd	11th
Defensive Rebounds			
Unique Thompson	6.9	3rd	--

Auburn Career Record Updates

Auburn Career Scoring

No.	Player	Years	Points
1.	DeWanna Bonner	2005-09	2,162
2.	Becky Jackson	1980-84	2,068
3.	Vickie Orr	1985-89	2,035
4.	Marianne Merritt	1975-79	1,979
5.	Carolyn Jones	1988-91	1,831
6.	Natasha Brackett	2001-05	1,716
7.	Brandy Montgomery	2013-17	1,644
8.	Mae Ola Bolton	1984-88	1,616
9.	Alli Smalley	2007-11	1,601
10.	Angie Hannah	1978-82	1,583
11.	Tyrese Tanner	2010-14	1,515
12.	Le'Coie Willingham	1999-03	1,475
13.	Lori Monroe	1979-83	1,415
14.	Janiah McKay	2015-present	1,403
15.	Tasha Hamilton	1997-01	1,402
16.	Sherell Hobbs	2005-09	1,372
17.	Linda Godby	1986-90	1,365
18.	Tra'Cee Tanner	2012-16	1,327
19.	Debra Larkin	1981-85	1,310
20.	C.C. Hayden	1989-92	1,306
21.	Katie Frerking	2013-17	1,271
22.	Conswella Sparrow	1997-00	1,249
23.	Blanche Alvenson	2009-13	1,244
24.	Brenda Hill	1981-85	1,222
25.	Monique Morehouse	1992-96	1,191
26.	Lauretta Freeman	1989-93	1,188
27.	Hasina Muhammad	2001-15	1,184
	Sharon Stewart	1984-88	1,184
29.	Ruthie Bolton	1985-89	1,176
30.	Tiffany Krantz	1996-00	1,136

Auburn Career Steals

No.	Player	Years	Steals
1.	Mae Ola Bolton	1985-88	282
2.	Kristen Mulligan	1993-96	253
3.	Ruthie Bolton	1986-89	246
4.	Debra Larkin	1982-85	242
5.	Helene Baroody	1984-87	240
6.	Katie Frerking	2013-17	234
7.	Sherell Hobbs	2005-09	231
8.	Hasina Muhammad	2011-15	223
9.	DeWanna Bonner	2005-09	208
10.	Natasha Brackett	2001-05	202
--	Janiah McKay	2015-present	188

Auburn Career Free Throws

No.	Player	Years	FTs
1.	DeWanna Bonner	2005-09	600
2.	Carolyn Jones	1988-91	438
3.	Tyrese Tanner	2010-14	376
4.	Janiah McKay	2015-present	372
5.	Conswella Sparrow	1997-00	346
	Le'Coie Willingham	1999-04	346
7.	Becky Jackson	1980-84	340
	Vickie Orr	1985-89	307
9.	Marianne Merritt	1975-79	305
10.	Tasha Hamilton	1997-01	296

Auburn Career Double-Doubles

No.	Player	Years	D-Ds
1.	DeWanna Bonner	2005-09	40
2.	Lauretta Freeman	1989-93	38
3.	C.C. Hayden	1989-92	30
4.	Le'Coie Willingham	1999-04	29
5.	Vickie Orr	1985-89	27
6.	Monique Morehouse	1992-96	24
7.	Becky Jackson	1980-84	19
8.	Conswella Sparrow	1997-00	15
9.	Unique Thompson	2017-present	14
	Tra'Cee Tanner	2012-16	14
11.	Tasha Hamilton	1997-01	13
	Sharon Stewart	1984-88	13
13.	Danielle Coleman	1992-94	12
	Marita Payne	2002-06	12
15.	Whitney Boddie	2005-09	11
	KeKe Carrier	2005-10	11
17.	Tia Miller	2001-04	8
	Tara Williams	1995-97	8
19.	Katie Frerking	2013-17	7
	Linda Godby	1986-90	7
	Laticia Morris	1995-97	7
	Mandisa Stevenson	2002-04	7
	Tyrese Tanner	2010-14	7
24.	Justine Agbatan	1995-98	6
	Brenda Hill	1982-83	6
	Kendall Mago	1988-92	6
	Samantha Williams	1991-96	6
28.	Ruthie Bolton	1985-89	5
	Jordan Greenleaf	2006-11	5

Auburn Career Assists

No.	Player	Years	Assists
1.	Whitney Boddie	2005-09	603
2.	Renae Halbrooks	1978-82	593
3.	Helene Baroody	1983-87	587
4.	Kristen Mulligan	1992-96	551
5.	Ruthie Bolton	1985-89	526
6.	Martha Monk	1979-81	525
7.	Chantel Tremiere	1987-91	490
8.	Tiffany Krantz	1996-2000	414
9.	Debra Larkin	1981-85	386
10.	Janiah McKay	2015-present	379
11.	Samantha Williams	1991-96	323
12.	Nicole Loudon	2001-05	311
13.	Katie Frerking	2013-17	307
14.	Alli Smalley	2007-11	303
15.	Morgan Toles	2009-11	267
16.	Najat Ouardad	2011-13	259
17.	Cindy Sagrera	1981-84	254
18.	Mae Ola Bolton	1984-88	252
19.	Nitasha Brown	2002-06	236
20.	DeWanna Bonner	2005-09	226
21.	Tasha Hamilton	1997-2001	219
22.	Angie Hannah	1978-82	214
23.	Lynn Stevenson	1987-91	212
24.	LaRita Spencer	1999-2001	209
25.	Terryland Robinson	1989-93	207
	Diann McNeil	1984-88	202
27.	Justine Agbatan	1995-98	201
28.	Nancy Derrick	2000-04	200
	Sherell Hobbs	2005-09	200
30.	Tamela McCorvey	2006-08	189

Auburn Career Free-Throw Pct. (min 150 att.)

No.	Player	Years	Pct. (FT-FTA)
1.	Carolyn Jones	1988-91	.810 (438-541)
2.	Kristen Mulligan	1992-96	.796 (191-240)
3.	DeWanna Bonner	2005-09	.795 (600-777)
4.	Laticia Morris	1995-97	.787 (233-296)
5.	Whitney Boddie	2005-09	.777 (219-282)
6.	Linda Godby	1986-90	.774 (185-239)
7.	Janiah McKay	2015-present	.772 (372-482)
8.	Brenda Hill	1982-83	.76752 (208-271)
9.	Helene Baroody	1983-87	.76732 (155-202)
10.	Patrena Scruggs	1987-89	.749 (128-171)

Auburn Individual & Team Records

Single Game

Points	41, Conswella Sparrow vs. South Alabama (Feb. 17, 1998)
Field Goals	17, Becky Jackson vs. UAB (1982-83)
Field Goal Attempts	34, Marianne Merritt vs. West Georgia (1975-76)
FG Percentage	1.000 (12-12), Laticia Morris vs. S. Alabama (Jan. 14, 1997)
3PT Field Goals	8, Tiffany Krantz vs. Troy State (Nov. 21, 1997)
3PT Field Goal Attempts	16, Brandy Montgomery at Marquette (Dec. 13, 2015)
3PT FG Pct.	1.000 (7-7), Tiffany Krantz vs. Vanderbilt (Jan. 29, 1997)
Free Throws	14, DeWanna Bonner vs. Tennessee (Jan. 25, 2009)
Free Throw Attempts	17, Becky Jackson vs. Iona (Dec. 13, 1980)
FT Percentage	1.000 (11-11), Conswella Sparrow vs. Georgia (Jan. 17, 1998)
	1.000 (11-11), Lori Nero vs. Missouri State (Mar. 17, 2000)
	1.000 (11-11), Sherell Hobbs vs. Stephen F. Austin (Jan. 3, 2009)
	1.000 (11-11), Janiah McKay vs. Texas A&M (Jan. 7, 2018)
Rebounds	26, Marianne Merritt vs. Montevallo (1975-76)
Assists	18, Martha Monk vs. Alabama State (1980-81)
Blocks	13, Marita Payne vs. Arkansas (Feb. 3, 2005)
Steals	10, Kristen Mulligan vs. NE Illinois (Dec. 18, 1992)
	10, Ruthie Bolton vs. Long Beach St. (April 1, 1988)
	10, Mae Ola Bolton vs. Kentucky (Feb. 3, 1987)

Season

Points	716, DeWanna Bonner (2008-09)
Scoring Average	21.9, Marianne Merritt (1975-76)
Field Goals	259, Tara Williams (1996-97)
	259, Angie Hannah (1980-81)
Field Goal Attempts	544, Tara Williams (1996-97)
Field Goal Percentage	.663 (222-335), Becky Jackson (1982-83)
3PT Field Goals	70, Tiffany Krantz (1996-97)
3PT Field Goal Attempts	197, Brandy Montgomery (2016-17)
3PT FG Percentage	.429 (48-112), Kristen Mulligan (1994-95)
Free Throws	218, DeWanna Bonner (2008-09)
Free Throw Attempts	258, DeWanna Bonner (2008-09)
Free Throw Percentage	.862 (25-59), Beth Bryant (1982-83)
Rebounds	401, Lauretta Freeman (1992-93)
Rebounding Average	15.3, Marianne Merritt (1975-76)
Assists	294, Martha Monk (1980-81)
Assists Average	8.9, Martha Monk (1980-81)
Blocks	141, Marita Payne (2004-05)
Steals	114, Marianne Merritt (1975-76)
Double-Doubles	26, Lauretta Freeman (1992-93)

Career

Points	2,162, DeWanna Bonner (2005-09)
Scoring Average	20.4, Marianne Merritt (1975-79)
Field Goals	864, Becky Jackson (1980-84)
	864, Vickie Orr (1985-89)
Field Goal Attempts	1,795, Marianne Merritt (1975-79)
Field Goal Percentage	.602, Becky Jackson (1980-1984)
3PT Field Goals	219, Alli Smalley (2007-11)
3PT Field Goal Attempts	688, Brandy Montgomery (2013-17)
3PT Field Goal Percentage	.415, Carolyn Jones (1988-91)
Free Throws	600, DeWanna Bonner (2005-09)
Free Throw Attempts	755, DeWanna Bonner (2005-09)
Free Throw Percentage	.810, Carolyn Jones (1988-91)
Rebounds	1,118, Becky Jackson (1980-84)
Rebounding Average	10.0, Marianne Merritt (1975-79)
Assists	603, Whitney Boddie (2005-09)
Assists Average	8.3, Martha Monk (1979-81)
Blocks	377, Marita Payne (2002-06)
Steals	282, Mae Ola Bolton (1985-88)
Double-Doubles	40, DeWanna Bonner (2005-09)

Triple-Doubles

Only three players ever at Auburn, male or female, have recorded a triple-double in a game, with two coming from the women's team: Marita Payne and Whitney Boddie. Payne recorded the first ever on Feb. 3, 2005 with 15 points, 12 rebounds and 13 blocks against Arkansas. Boddie followed up with one on Dec. 5, 2008 with 24 points, 11 rebounds and 12 assists against Sam Houston State.

Single Game

Points	119 vs. Sam Houston State (Dec. 5, 2008)
First Half Points	63 vs. Florida Southern (Jan. 17, 1987)
Second Half Points	64 vs. Jacksonville State (Jan. 19, 1999)
Points in a Quarter	32 (4Q) vs. Indiana (Nov. 27, 2016)
	32 (4Q) vs. Oklahoma (Dec. 2, 2018)
Field Goals	51 vs. Alabama State (Dec. 2, 1986)
Field Goal Attempts	97 vs. Georgia State (Dec. 5, 1987)
Field Goal Percentage	.672 (38-58) vs. North Carolina (Dec. 18, 1982)
3PT Field Goals	14 at Elon (Dec. 22, 2018)
3PT Field Goal Attempts	33 vs. Iowa State (Dec. 28, 2001)
3PT FG Percentage	.833 (5-6) vs. Charleston Southern (Nov. 23, 2001)
	.833 (5-6) at LSU (Feb. 1, 2009)
Free Throws	38 vs. Tuskegee (1976-77)
Free Throw Attempts	54 vs. Tuskegee (1976-77)
Free Throw Percentage	1.000 (16-16) vs. Texas A&M (Jan. 8, 2018)
Rebounds	79 vs. Eastern Kentucky (Nov. 25, 1989)
	79 vs. Alabama-Huntsville (Jan. 5, 1980)
Assists	38 vs. Georgia State (Dec. 5, 1987)
Blocks	17 vs. Alabama A&M (Nov. 19, 2009)
	17 vs. South Alabama (Feb. 23, 1994)
	17 vs. Lamar (Dec. 1, 1993)
Steals	24 vs. Tennessee State (Dec. 5, 2001)
	24 vs. East Carolina (Dec. 5, 2015)
Opponent Turnovers	45 vs. Puerto Rico-Mayaguez (Dec. 17, 2000)
Fewest Points	25 vs. Mercer (1971-72)
Fewest First Half Points	12 vs. Hampton (Dec. 30, 2014)
Fewest Second Half Points	10 vs. Mercer (1971-72)
Fewest Rebounds	17 vs. Vanderbilt (Feb. 4, 2016)
Fewest Assists	3 vs. Tennessee (Jan. 10, 2002)
Fewest Field Goals	12 vs. Vanderbilt (Dec. 18, 1994)
	12 vs. South Carolina (Feb. 16, 2006)
Fewest Field Goal Attempts	39 at Duke (Nov. 27, 2005)
Fewest Free Throws	0 vs. Georgia (Feb. 12, 1983)
Fewest Free Throw Attempts	4 vs. Northwestern (Dec. 12, 1990)
	4 vs. South Alabama (Feb. 20, 1991)
	4 at Kentucky (Feb. 3, 2011)
	4 at Kentucky (Jan. 17, 2016)
	4 vs. Texas A&M (Feb. 5, 2017)
	4 at Tennessee (Jan. 4, 2018)
Fewest Fouls	6 vs. Alabama State (Feb. 20, 1991)
Fewest Turnovers	5 at Alabama (Feb. 26, 2004)
	5 vs. Florida (Dec. 31, 2017)

Season

Points	2,945 in 1987-88
Scoring Average	87.1 in 1986-87
Field Goals	1,238 in 1987-88
Field Goal Attempts	2,468 in 1987-88
Field Goal Percentage	.524 (1,201-2,292) in 1986-87
3PT Field Goals	181 in 2016-17
3PT Field Goal Attempts	639 in 2016-17
3PT Field Goal Percentage	.406 (26-64) in 1987-88
Free Throws	572 in 1989-90
Free Throw Attempts	838 in 1989-90
Free Throw Percentage	.749 (519-693) in 1990-91
Rebounds	1,652 in 1987-88
Rebounding Average	47.2 in 1987-88
Rebounding Margin	+15.7 in 1987-88
Assists	674 in 1987-88
Blocks	207 in 2005-06
Steals	402 in 2012-13
Turnovers Forced	709 in 2016-17
Wins	32 in 1987-88/1988-89
Consecutive Wins	28 in 1988-89
Consecutive Home Wins	68 from 1986-91
Losses	18 in 1977-78/1978-79/2014-15

TIGERS' RECORD WHEN...

	2018-19	Under Coach Flo
At Home.....	6-1	67-30
On the Road.....	4-1	29-50
At a Neutral Site.....	2-0	18-13
When wearing white.....	5-1	66-24
When wearing orange.....	2-0	7-10
When wearing blue.....	5-1	37-55
When wearing pink.....	0-0	4-4
Leading at the half.....	11-1	91-19
Trailing at the half.....	1-0	23-68
Tied at the half.....	0-1	0-6
Scores 100+ points.....	0-0	0-0
Scores 90-99 points.....	3-0	6-0
Scores 80-89 points.....	5-0	25-1
Scores 70-79 points.....	4-0	33-6
Scores 60-69 points.....	0-2	34-20
Scores fewer than 60 points.....	0-0	14-66
Holds opponent to 41-50 points.....	4-0	30-3
Holds opponent to 31-40 points.....	0-0	6-0
Holds opponent to under 30 points.....	0-0	2-0
Force 25 or more turnovers.....	4-0	48-8
Shoots 50% FG or better.....	3-0	30-2
Shoots 40-49% FG.....	7-1	59-22
Shoots 39.9% or under FG.....	2-1	24-70
Holds opponent under 30% FG.....	2-0	24-2
Shoots higher FG% than opponent.....	10-1	94-21
Shoots lower FG% than opponent.....	2-1	20-67
Shoots same FG% as opponent.....	0-0	0-3
Shoots higher FT% than opponent.....	7-2	49-35
Shoots lower FT% than opponent.....	5-0	64-58
Shoots same FT% as opponent.....	0-0	0-1
Out-rebounds opponent.....	8-0	71-25
Out-rebounded by opponent.....	2-2	37-67
Tied in rebounds.....	2-0	5-2
Versus ranked opponent.....	0-1	4-42
In overtime.....	1-0	4-4
Games decided by 3 points or less.....	1-1	8-14
Games decided by 4-5 points.....	1-0	11-13
Games decided by 6-10 points.....	1-1	26-25
Games decided by 11-20 points.....	4-0	33-26
Games decided by 21-30 points.....	2-0	23-9
Games decided by 30+ points.....	3-0	13-6
On Television/Digital.....	9-1	56-62
In November.....	5-1	31-13
In December.....	7-0	38-8
In January.....	0-1	13-35
In February.....	0-0	19-26
In March.....	0-0	11-11

2018-19 Auburn Superlatives...

First Half

Most points scored in the first quarter.....	30, at St. Joseph's (12/6/18)
Most points scored in the second quarter.....	27, vs. Oklahoma (12/2/18)
Most points scored in the first half.....	51, at Elon (12/22/18)
Fewest points scored in the first half.....	34, vs. Louisiana-Lafayette (11/25/18) & vs. North Carolina (12/20/18)
Fewest points allowed in the first half.....	17, vs. Samford (12/16/18)
Most points allowed in the first half.....	39, vs. Coastal Carolina (12/18/18)
Best FG % in the first half.....	.575, at Elon (12/22/18)
Worst FG % in the first half.....	.303, at New Mexico (11/11/18)
Best FG % by an opponent in the first half.....	.520, vs. North Carolina (12/20/18)
Worst FG % by an opponent in the first half.....	.240, vs. Alabama State (12/29/18)
Most rebounds in the first half.....	29, at New Mexico (11/11/18)
Fewest rebounds in the first half.....	15, vs. Coastal Carolina (12/18/18)
Most rebounds by an opponent in the first half.....	23, vs. Oklahoma (12/2/18) & vs. Coastal Carolina (12/18/18)
Fewest rebounds by an opponent in the first half.....	10, vs. Nicholls State (11/9/18)

Second Half

Most points scored in the third quarter.....	27, vs. Nicholls State (11/9/18)
Most points scored in the fourth quarter.....	32, vs. Oklahoma (12/2/18)
Most points scored in an overtime period.....	17, vs. North Carolina (12/20/18)
Most points scored in the second half.....	53, vs. Grambling (11/6/18)
Fewest points scored in the second half.....	26, at Iowa State (11/13/18)
Fewest points allowed in the second half.....	25, at Elon (12/22/18)
Most points allowed in the second half.....	49, vs. Oklahoma (12/2/18)
Best FG % in the second half.....	.704, at Elon (12/22/18)
Worst FG % in the second half.....	.310, at Iowa State (11/13/18)
Best FG % by an opponent in the second half.....	.600, vs. Tennessee (1/3/19)
Worst FG % by an opponent in the second half.....	.280, vs. Grambling (11/6/18)
Most rebounds in the second half.....	25, vs. Grambling (11/6/18)
Fewest rebounds in the second half.....	10, vs. Tennessee (1/3/19)
Most rebounds by an opponent in the second half.....	24, vs. Tennessee (1/3/19)
Fewest rebounds by an opponent in the second half.....	9, at Elon (12/22/18)

Game

Most points scored.....	97, vs. Grambling (11/6/18)
Fewest points scored.....	64, at Iowa State (11/13/18)
Most points allowed.....	81 (OT), vs. North Carolina (12/20/18)
Fewest points allowed.....	44, at Elon (12/22/18)
Best FG %.....	.633, at Elon (12/22/18)
Worst FG %.....	.314, vs. Alabama State (12/29/18)
Best FG % by an opponent.....	.540, vs. Tennessee (1/3/19)
Worst FG % by an opponent.....	.259, vs. Grambling (11/6/18)
Most rebounds.....	53, vs. Grambling (11/6/18)
Fewest rebounds.....	29, vs. Tennessee (1/3/19)
Most rebounds by an opponent.....	43, vs. Tennessee (1/3/19)
Fewest rebounds by an opponent.....	21, at Elon (12/22/18)

Miscellaneous

Highest-scoring quarter.....	32, 4Q vs. Oklahoma (12/2/18)
Lowest-scoring quarter.....	7, 3Q at Iowa State (11/13/18)
Highest-scoring opponent quarter.....	26, 4Q vs. Oklahoma (12/2/18)
Lowest-scoring opponent quarter.....	5, 2Q vs. Grambling (11/6/18) & 1Q vs. Alabama State (12/29/18)
Largest margin in a single quarter.....	+21 (27-6), 2Q vs. Oklahoma (12/2/18)
Largest margin of victory.....	52, at Elon (12/22/18)
Smallest margin of victory.....	3, at New Mexico (11/11/18)
Largest margin of defeat.....	9, vs. Tennessee (1/3/19)
Smallest margin of defeat.....	3, at Iowa State (11/13/18)
Largest halftime lead.....	32, at Elon (12/22/18)
Smallest halftime lead.....	3, at New Mexico (11/11/18)
Times tied at halftime.....	1 - 35-35 vs. Tennessee (1/3/19)
Largest halftime deficit.....	1, vs. Coastal Carolina (12/18/18)
Smallest halftime deficit.....	1, vs. Coastal Carolina (12/18/18)
Largest rebounding margin.....	+27, vs. Grambling (11/6/18)
Smallest rebounding margin.....	+1, vs. Louisiana-Lafayette (11/25/18) & at XULA (11/28/18)
Last time tied in rebounding.....	30-30, at St. Joseph's (12/6/18)
Largest rebounding deficit.....	-14, vs. Tennessee (1/3/19)
Smallest rebounding deficit.....	-2, vs. Samford (12/16/18)
Largest deficit overcome to win game.....	8, vs. Oklahoma (12/2/18)
Largest lead lost.....	15, at Iowa State (11/13/18)

MISCELLANEOUS STATISTICS

Double-Doubles	Season	Career
Unique Thompson	7	14
Janiah McKay	1	2

30+ Point Games	Season	Career

20+ Point Games	Season	Career
Janiah McKay	4	21
Daisa Alexander	1	7
Unique Thompson	1	4
Brooke Moore	1	1

10+ Rebound Games	Season	Career
Unique Thompson	8	19

10+ Assist Games	Season	Career
Janiah McKay	1	2

5+ Steal Games	Season	Career
Crystal Primm	1	1
Janiah McKay	0	5
Daisa Alexander	0	2
Erica Sanders	0	1

5+ Block Games	Season	Career
Unique Thompson	0	1

GAMES LED AUBURN IN . . .

Scoring	Season	Career
Janiah McKay	6	34
Unique Thompson	6	11
Daisa Alexander	2	9
Robyn Benton	1	1
Emari Jones	1	1
Brooke Moore	1	1
Crystal Primm	1	1

Rebounding	Season	Career
Unique Thompson	13	32
Crystal Primm	1	1
Erin Howard	1	1
Emari Jones	0	3
Daisa Alexander	0	2
Abigayle Jackson	0	2
Janiah McKay	0	2
Erica Sanders	0	2

Assists	Season	Career
Janiah McKay	6	63
Daisa Alexander	3	4
Unique Thompson	1	3
Emari Jones	1	2
Erica Sanders	0	5

(includes games where lead was shared)

2018-19 DOUBLE-DOUBLES

- Unique Thompson vs. Grambling (14 pts, 13 reb)
- Janiah McKay vs. Grambling (16 pts, 10 ast)
- Unique Thompson at New Mexico (19 pts, 19 reb)
- Unique Thompson at Iowa State (19 pts, 14 reb)
- Unique Thompson vs. UL-Lafayette (16 pts, 13 reb)
- Unique Thompson vs. Oklahoma (14 pts, 17 reb)
- Unique Thompson vs. North Carolina (21 pts, 18 reb)
- Unique Thompson vs. Tennessee (19 pts, 12 reb)

Last Time an Auburn Team...

- Scored 90 points Auburn 96, Elon 44, in Elon, N.C. (Dec. 22, 2018)
- Scored 100 points Auburn 119, Sam Houston State 54, in Auburn, Ala. (Dec. 5, 2008)
- Scored 100 points in an SEC game Auburn 102, Tennessee 96, SEC Tournament in Albany, Ga. (Mar. 6, 1987)
- Scored 100 at home Auburn 119, Sam Houston State 54, in Auburn, Ala. (Dec. 5, 2008)
- Scored 80 points and lost Virginia Tech 92, Auburn 87 [OT] in Auburn, Ala. (Dec. 18, 2016)
- Scored 90 points and lost Kentucky 91, Auburn 90 [2OT], in Auburn, Ala. (Feb. 2, 1986)
- Scored 100 points and lost Never
- Scored 110+ points Auburn 119, Sam Houston State 54, in Auburn, Ala. (Dec. 5, 2008)
- Scored 50-59 points in a half 51 - 1st half at Elon in Elon, N.C. (Dec. 22, 2018)
- Scored 60 or more points in a half 62 (2nd half) - vs. Drake in New Orleans, La. (Dec. 21, 2016)
- Scored 30 or more points in a quarter 30 (1st quarter) - at St. Joseph's in Philadelphia, Pa. (Dec. 6, 2018)
- Scored 50 points or less in a game 48 - at Kentucky in Lexington, Ky. (Feb. 1, 2018)
- Scored 50 points or less and won Auburn 47, Missouri 45 [SEC] in Jacksonville, Fla. (March 3, 2016)
- Scored 40 points or less in a game Georgia 63, Auburn 30, in Athens, Ga. (Jan. 28, 2016)
- Scored less than 10 points in a quarter 7 points (3rd quarter) vs. Iowa State in Ames, Iowa (Nov. 13, 2018)
- Scored less than 20 points in a 1st half 16 points vs. Missouri in Auburn, Ala. (Feb. 15, 2018)
- Scored less than 20 points in a 2nd half 18 points vs. Missouri [SEC] in Jacksonville, Fla. (March 3, 2016)
- Had 35+ rebound margin 36 - (52-16) vs. Alabama A&M in Normal, Ala. (Nov. 19, 2013)
- Had 25+ rebound margin 33 - (53-26) vs. Grambling State in Auburn, Ala. (Nov. 6, 2018)
- Had 20+ rebound margin 33 - (53-26) vs. Grambling State in Auburn, Ala. (Nov. 6, 2018)
- Attempted 30 free throws 36 - vs. Alabama State in Auburn, Ala. (Dec. 29, 2018)
- Attempted 35 free throws 36 - vs. Alabama State in Auburn, Ala. (Dec. 29, 2018)
- Attempted 40 free throws 41 - vs. Alabama State in Auburn, Ala. (Nov. 15, 2006)
- Attempted 5 free throws or less 5 - vs. Tennessee [SEC] in Nashville, Tenn. (March 1, 2018)
- Did not attempt a free throw Never
- Made 20 free throws 29 - vs. Alabama State (29-36) in Auburn, Ala. (Dec. 29, 2018)
- Made 25 free throws 29 - vs. Alabama State (29-36) in Auburn, Ala. (Dec. 29, 2018)
- Made 30 free throws 31 - vs. Northwestern State (31-43) (Dec. 30, 2003)
- Had 25 assists 25 - vs. Ole Miss in Auburn, Ala. (Jan. 8, 2017)
- Had 25 turnovers 25 - at Kentucky in Lexington, Ky. (Feb. 1, 2018)
- Had 10 turnovers or less 6 - vs. Alabama State in Auburn, Ala. (Dec. 29, 2018)
- Had 25+ steals Never
- Had 20-24 steals 20 - vs. North Carolina in Myrtle Beach, S.C. (Dec. 20, 2018)
- Had 15-19 steals 17 - vs. Alabama State in Auburn, Ala. (Dec. 29, 2018)
- Had 10-14 blocks 10 - vs. Louisiana Tech in Auburn, Ala. (Nov. 19, 2017)
- Had 15+ blocks 15 - at Florida International in Miami, Fla. (Dec. 29, 2014)
- Won an overtime game Auburn 86, North Carolina 81 [1OT] in Myrtle Beach, S.C. (Dec. 20, 2018)
- Lost an overtime game Alabama 63, Auburn 61 [1OT] in Auburn, Ala. (Feb. 20, 2017)
- Played a double overtime game Auburn 70, Alabama 65 [2OT] in Auburn, Ala. (Feb. 27, 2014)
- Played three or more overtimes Never
- Shot 70% for a half 70.4% (19-of-27), 2nd half at Elon in Elon, N.C. (Dec. 22, 2018)
- Shot 60% for a game 63.3% (38-of-60) at Elon in Elon, N.C. (Dec. 22, 2018)
- Shot less than 30% for a game 27.6% (21-of-76) vs. Missouri in Auburn, Ala. (Feb. 15, 2018)
- Shot 90-99.9% from the free throw line (minimum 10 attempts) 92.3% (12-of-13) vs. Nicholls State in Auburn, Ala. (Nov. 9, 2018)
- Shot 100% from the free throw line (minimum 10 attempts) 100% (16-of-16) vs. Texas A&M in Auburn, Ala. (Jan. 7, 2018)
- Shot 50% on 3-pointers (minimum 5 attempts) 53.8% (14-of-26) at Elon in Elon, N.C. (Dec. 22, 2018)
- Shot 20-30% in a half 20.0% (6-of-30), 2nd half vs. Vanderbilt in Auburn, Ala. (Feb. 12, 2018)
- Shot less than 20% in a half 18.4% (7-of-38), 1st half vs. Missouri in Auburn, Ala. (Feb. 15, 2018)
- Shot 55% or better and lost 58.1% (25-of-43) vs. Tennessee (Jan. 20, 2005)
- Made at least 10 3-point field goals 10-of-35 vs. Alabama State in Auburn, Ala. (Dec. 29, 2018)
- Failed to make a 3-point field goal 0-of-5 vs. Southern in Auburn, Ala. (Dec. 9, 2017)
- Had 60+ rebounds 61 - vs. Stephen F. Austin in Auburn, Ala. (Dec. 17, 2007)
- Had 50-59 rebounds 53 - vs. Grambling State in Auburn, Ala. (Nov. 6, 2018)
- Defeated a Top-25 opponent Auburn 80, #16 Florida 58, in Auburn, Ala. (Feb. 14, 2016)
- Defeated a Top-10 opponent Auburn 66, #7 Kentucky 61, in Auburn, Ala. (Jan. 3, 2016)
- Defeated a Top-25 opponent on the road Auburn 68, #16 Vanderbilt 62, in Nashville, Tenn. (Feb. 13, 2014)

Last Time an Auburn Player...

- Scored 25 points 25 - Janiah McKay at Mississippi State in Starkville, Miss. (Feb. 22, 2018)
- Scored 30 points 32 - Katie Frerking at Texas A&M in College Station, Texas (Feb. 5, 2017)
- Scored 35 points 35 - DeWanna Bonner vs. Tennessee (Jan. 25, 2009)
- Scored 40 points 41 - Conswella Sparrow vs. South Alabama (Feb. 17, 1998)
- Had 10+ rebounds 12 - Unique Thompson vs. Tennessee in Auburn, Ala. (Jan. 3, 2019)
- Had 15+ rebounds 18 - Unique Thompson vs. North Carolina in Myrtle Beach, S.C. (Dec. 20, 2018)
- Had 20 rebounds 20 - Monique Morehouse at LSU (Feb. 4, 1995)
- Had 10 assists 10 - Janiah McKay vs. Grambling State (Nov. 6, 2018)
- Had 15 assists 18 - Martha Monk vs. Alabama State (Feb. 18, 1981)
- Had 5 blocks 6 - Unique Thompson vs. Louisiana Tech in Auburn, Ala. (Nov. 19, 2017)
- Had 7 blocks 7 - Jassany Williams vs. Duke (Nov. 18, 2011)
- Had 10 blocks 13 - Marita Payne vs. Arkansas (Feb. 3, 2005)
- Had 5 steals 5 - Crystal Primm vs. Nicholls State in Auburn, Ala. (Nov. 9, 2018)
- Had 8 steals 8 - Brandy Montgomery vs. East Carolina in Auburn, Ala. (Dec. 5, 2015)
- Had 10 steals 10 - Kristen Mulligan vs. Northeast Illinois in Auburn, Ala. (Dec. 18, 1992)
- Made 10 field goals 10 - Unique Thompson [10-18] vs. North Carolina in Myrtle Beach, S.C. (Dec. 20, 2018)
- Made 15 field goals 15 - Conswella Sparrow (15-16) vs. South Alabama (Feb. 17, 1998)
- Attempted 20 field goals 20 - Janiah McKay (10-20) vs. Tennessee [SEC] in Nashville, Tenn. (March 1, 2018)
- Attempted 25 field goals 28 - Brandy Montgomery (8-28) at Marquette in Milwaukee, Wis. (Dec. 13, 2015)
- Made 5 three-point field goals 5 - Brooke Moore vs. Alabama State in Auburn, Ala. (Dec. 29, 2018)
- Made 8 three-point field goals 8 - Tiffany Krantz vs. Troy State in Auburn, Ala. (Nov. 21, 1997)
- Attempted 10 three-point field goals 13 - Brooke Moore vs. Alabama State in Auburn, Ala. (Dec. 29, 2018)
- Attempted 15 three-point field goals 16 - Brandy Montgomery at Marquette in Milwaukee, Wis. (Dec. 13, 2015)
- Made 10 free throws 10 - Janiah McKay [10-13] vs. North Carolina in Myrtle Beach, S.C. (Dec. 20, 2018)
- Made 15 free throws Never
- Shot 100% at the free throw line (min. 10 attempts) 11-11 - Janiah McKay vs. Texas A&M in Auburn, Ala. (Jan. 7, 2018)

SEC PRESEASON POLL (Media Vote)**Order of Finish**

- Mississippi State
- South Carolina
- Tennessee
- Georgia
- Missouri
- Texas A&M
- Kentucky
- Auburn
- LSU
- Alabama
- Arkansas
- Florida
- Vanderbilt
- Ole Miss

Player of the Year

Teaira McCowan, Mississippi State

All-SEC Team

Caliya Robinson, Georgia
 Anriel Howard, Mississippi State
 Teaira McCowan, Mississippi State
 Sophie Cunningham, Missouri
 Alexis Jennings, South Carolina
 Renna Davis, Tennessee
 Chennedy Carter, Texas A&M

SEC PRESEASON POLL (Coaches' Vote)**Order of Finish**

- Mississippi State
- South Carolina
- Georgia
- Tennessee
- Missouri
- Texas A&M
- Kentucky
- Auburn
- LSU
- Alabama
- Arkansas
- Florida
- Vanderbilt
- Ole Miss

Player of the Year

Teaira McCowan, Mississippi State

All-SEC First Team

Caliya Robinson, Georgia
 Maci Morris, Kentucky
 Anriel Howard, Mississippi State
 Teaira McCowan, Mississippi State
 Sophie Cunningham, Missouri
 Tyasha Harris, South Carolina
 Renna Davis, Tennessee
 Chennedy Carter, Texas A&M

All-SEC Second Team

Malica Monk, Arkansas
 Janiah McKay, Auburn
 Unique Thompson, Auburn
 Taylor Murray, Kentucky
 Ayana Mitchell, LSU
 Shandricka Sessom, Ole Miss
 Amber Smith, Missouri
 Alexis Jennings, South Carolina
 Evina Westbrook, Tennessee

Had a double-double.....Unique Thompson (19 pts/12 reb) vs. Tennessee in Auburn, Ala. (Jan. 3, 2019)
Had 2 consecutive double-doubles.....Unique Thompson: 19/14 at Iowa State; 16/13 vs. ULL (Nov. 13-25, 2018)
Had 3 consecutive double-doubles.....Unique Thompson: 19/19 at UNM; 19/14 at Iowa St., 16/13 vs. ULL (Nov. 11-25, 2018)
Had 4 consecutive double-doubles.....DeWanna Bonner: vs. SC, at OM, at UGA, vs. Vandy (Feb. 17-28, 2008)
Had 5 consecutive double-doubles.....Le'Coe Willingham: vs. ALA, at ARK, vs. MSU, at UT, at UK (Jan. 22-Feb. 5, 2004)
Had a double-double at halftime.....Unique Thompson (10 pts/10 rebs) vs. Louisiana Tech in Auburn, Ala. (Nov. 19, 2017)
Two players had a double-double.....Unique Thompson (14 p/13 r) & Janiah McKay (16 p/10 a) vs. Grambling State (Nov. 6, 2018)
Recorded a double-double with points and assists.....Janiah McKay (16 pts/10 assists) vs. Grambling State (Nov. 6, 2018)
Scored 20 points & had 20 rebounds.....Lauretta Freeman (30 pts/21 rebs.) vs. Alabama, (Feb. 17, 1993)
Had a triple-double.....Whitney Boddie (24 pts./11 rebs./12 asst.) vs. Sam Houston State (Dec. 5, 2008)
Two players scored 20 points.....Janiah McKay (21) and Unique Thompson (21) vs. North Carolina in Myrtle Beach, S.C. (Dec. 20, 2018)
Two players scored 30 points.....Laticia Morris (33 points) & Tara Williams (30 points) vs. South Alabama (Jan. 14, 1997)
Had 2 straight 25-point games.....Janiah McKay: 27 at South Carolina, 26 vs. Arkansas (Jan. 11-14, 2018)
Had 3 straight 25-point games.....Janiah McKay: 25 pts vs. Texas A&M, 27 pts at South Carolina, 26 pts vs. Arkansas (Jan. 7-14, 2018)
Zero players scored in double figures.....at Georgia in Athens, Ga. (Jan. 28, 2016)
Only one player scored in double figures.....Daisa Alexander (22) at Georgia in Athens, Ga. (Jan. 21, 2018)
Five players scored in double figures.....Thompson (19), Primm (16), Alexander (13), Howard (11), McKay (10) vs. Tennessee (Jan. 3, 2019)
Six players scored in double figures.....McKay/Benton (16), Primm (15), Thompson (14), Alexander/Jones (13) vs. Grambling (Nov. 6, 2018)
Seven players scored in double figures.....Carrier (19 pts.), Bonner (18 pts.), Smalley (16 pts.), Boddie (13 pts.), R. Hobbs (13 pts.), Hilliard (13 pts.) & S. Hobbs (10 pts.) vs. Sam Houston State (Dec. 5, 2008)
Two players had 10 rebounds.....Unique Thompson (13) and Emari Jones (10) vs. Louisiana-Lafayette in Auburn, Ala. (Nov. 25, 2018)
Three players had 10 rebounds.....Jordan Greenleaf (12 rebs.), DeWanna Bonner (12 rebs.) & Whitney Boddie (10 rebs.) vs. Oakland (Nov. 21, 2007)
Played every minute.....Jordan Greenleaf (40 mins.) vs. Florida in Duluth, Ga. [SEC] (Mar. 4, 2010)
Played 40 or more minutes in OT game.....Unique Thompson (43 mins.) vs. North Carolina in Myrtle Beach, S.C. (Dec. 20, 2018)
Attempted a slam dunk.....Hasina Muhammad vs. St. John's in Auburn, Ala. (Dec. 6, 2013)
Made a shot from half-court or beyond.....Brooke Moore (2nd quarter) vs. Alabama State in Auburn, Ala. (Dec. 29, 2018)

Last Time an Auburn Opponent...

Shot less than 30% in a game (SEC).....Florida - 25.5% (13-of-51) in Gainesville, Fla. (Feb. 28, 2016)
Shot less than 30% in a game (Non-conf).....Alabama State - 29.8% (14-of-47) in Auburn, Ala. (Dec. 29, 2018)
Shot 60% in a game.....Vanderbilt - 60.4% in Nashville, Tenn. [SEC] (Mar. 5, 2004)
Scored 90 points.....Virginia Tech 92, Auburn 87 [OT] in Auburn, Ala. (Dec. 18, 2016)
Scored 100 points.....Georgia 102, Auburn 72 in Athens, Ga. (Mar. 3, 1984)
Scored 100 points at Auburn.....Tuskegee 105, Auburn 98 (2OT) (Feb. 12, 1979)
Scored 100 points and Lost.....Never
Had 25+ rebound margin.....Never
Had a 20+ rebound margin.....20 - Alabama (56-36) in Auburn, Ala. (Feb. 20, 2017)
Scored less than 10 points in a quarter.....9 - Alabama State (3rd quarter) in Auburn, Ala. (Dec. 29, 2018)
Scored less than 10 points in all four quarters.....Winthrop (9-8-8-8) in Auburn, Ala. (Dec. 16, 2015)
Scored 30 or more points in a quarter.....30 - South Carolina (1st quarter) in Columbia, S.C. (Jan. 11, 2018)
Scored less than 10 points in a half.....8 - Jacksonville (1st half) in Auburn, Ala. (Dec. 28, 2016)
Scored less than 20 points in a 1st half.....19 - Elon in Elon, N.C. (Dec. 22, 2018)
Scored less than 20 points in a 2nd half.....19 - Florida in Auburn, Ala. (Dec. 31, 2017)
Had 50 rebounds.....56 - Alabama in Auburn, Ala. (Feb. 20, 2017)
Had 25 assists.....25 - Florida International in Miami, Fla. (Dec. 19, 1993)
Had 25-29 turnovers.....27 - North Carolina in Myrtle Beach, S.C. (Dec. 20, 2018)
Had 30-34 turnovers.....30 - XULA in Auburn, Ala. (Dec. 28, 2017)
Had 35+ turnovers.....35 - ULM in Auburn, Ala. (Nov. 27, 2017)
Had 15 steals.....15 - East Carolina in Auburn, Ala. (Dec. 5, 2015)
Had 10 blocks.....11 - at Baylor [NCAA] in Waco, Texas (March 20, 2016)
Failed to make a 3-point field goal.....LSU (0-6) in Baton Rouge, La. (Feb. 1, 2016)
Attempted 35 free throws.....35 - Florida in Gainesville, Fla. (Feb. 28, 2016)
Made 30 free throws.....30 - Arkansas (Jan. 22, 1995)
Made 10 three-point field goals.....13 - St. Joseph's in Philadelphia, Pa. (Dec. 6, 2018)
Made 15 three-point field goals.....18 - Missouri in Columbia, Mo. (Jan. 6, 2013)
Scored 41-50 points in a game.....50 - Alabama State in Auburn, Ala. (Dec. 29, 2018)
Scored 31-40 points in a game.....40 - Georgetown in Nashville, Tenn. (Nov. 24, 2017)
Scored 30 points or less.....26 - Georgia in Athens, Ga. (Feb. 22, 2015)
Scored 25 points or less.....25 - Puerto Rico Mayaguez (Dec. 17, 2000)

Last Time an Opposing Player...

Scored 30+ points (non-conference).....30 - Nina Davis of Baylor [NCAA] in Waco, Texas (March 20, 2016)
Scored 30+ points (SEC).....33 - Morgan Eye of Missouri in Columbia, Mo. (Jan. 6, 2013)
Scored 35+ points.....38 - Lindsay Shearer of Kent State in Kent, Ohio (Nov. 20, 2005)
Attempted 25 field goals.....27 - Jantel Lavender (9-27) of Ohio State (Nov. 23, 2008)
Scored 20 points & had 20 rebounds.....Young of Baylor in the WNIT Championship Game, (20 pts./25 rebs.) (Apr. 4, 2003)
Two players scored 20 points.....Meme Jackson (27) and Renna Davis (23) of Tennessee in Auburn, Ala. (Jan. 3, 2019)
Three players scored 20 points.....by LSU in Baton Rouge, Chatman (22 pts), Johnson (21 pts) & Lowery (20 pts) (Jan. 12, 1991)
Five players scored in double figures.....Lorenzen (10), Needles (11), Lewis (10), Williams (11), Copeland (12) of Florida (Jan. 4, 2015)
Six players scored in double figures.....Williams (10), Lewis (13), Bonds (18), Peoples (10), Miller (12), Svetev (12) of Florida (Jan. 26, 2014)
Recorded a double-double.....Rennis Davis (23 pts/14 reb) of Tennessee in Auburn, Ala. (Jan. 3, 2019)
Recorded a double-double with points and assists.....Tyasha Harris (12 pts/11 ast) of South Carolina in Columbia, S.C. (Jan. 11, 2018)
Recorded a triple-double.....Ceira Ricketts (14 pts./13 rebs./12 asst.) of Arkansas (Jan. 18, 2009)
Two players recorded a double-double.....Wilson (19 pts/11 reb) & Harris (12 pts/11 ast) of South Carolina in Columbia, S.C. (Jan. 11, 2018)
Committed 10+ turnovers.....12 - Amber Dixon of Louisiana Tech in Auburn, Ala. (Nov. 19, 2017)
Had 15-19 rebounds.....16 - by Natalie Armstrong of Samford in Auburn, Ala. (Dec. 16, 2018)
Had 20+ rebounds.....20 - Caitlyn Ramirez of Troy in Auburn, Ala. (Nov. 11, 2016)
Had 10 assists.....11 - Tyasha Harris of South Carolina in Columbia, S.C. (Jan. 11, 2018)
Had 15 assists.....16 - Cindy McMahan of Alabama-Huntsville (Nov. 24, 1980)
Had 5 blocks.....5 - Ashley Knight of Alabama in Tuscaloosa, Ala. (Feb. 18, 2018)
Had 10 blocks.....Never
Had 5 steals.....5 - DJ Williams of Coastal Carolina in Myrtle Beach, S.C. (Dec. 18, 2018)
Made 15 field goals.....15 - Charmique Holdscraw (15-21) of Tennessee (Feb. 1, 1998)
Made 10 3-point field goals.....11 - Morgan Eye (11-18) of Missouri in Columbia, Mo. (Jan. 6, 2013)

2018-19 Auburn Individual Highs...**First Half**

Points.....	16, Unique Thompson at Iowa State (11/13/18)
Field Goals Made.....	6, 3x; last, Unique Thompson vs. North Carolina (12/20/18)
Field Goal Attempts.....	10, 2x; last, Unique Thompson vs. Tennessee (1/3/19)
3-Point Field Goals Made	3, 4x; last, Robyn Benton at Elon (12/22/18)
3-Point Field Goal Attempts	8, Emari Jones vs. Coastal Carolina (12/18/18)
Free Throws Made	6, Janiah McKay at New Mexico (11/11/18)
Free Throws Attempted	8, Janiah McKay at New Mexico (11/11/18)
Rebounds	11, 2x; last, Unique Thompson vs. Oklahoma (12/2/18)
Assists	5, 2x; last, Janiah McKay vs. Nicholls State (11/9/18)
Blocked Shots.....	2, 3x; last, Unique Thompson vs. Alabama State (12/29/18)
Steals	3, 4x; last, Daisa Alexander at Elon (12/22/18)

Second Half

Points.....	17, Brooke Moore vs. Alabama State (12/29/18)
Field Goals Made.....	6, 2x; last, Crystal Primm vs. North Carolina (12/20/18)
Field Goal Attempts.....	11, Janiah McKay at Iowa State (11/13/18)
3-Point Field Goals Made	3, 3x; last, Erin Howard vs. Tennessee (1/3/19)
3-Point Field Goal Attempts	8, Brooke Moore vs. Alabama State (12/29/18)
Free Throws Made	9, Janiah McKay at St. Joseph's (12/6/18)
Free Throws Attempted	10, 2x; last, Crystal Primm vs. Coastal Carolina (12/18/18)
Rebounds	11, Unique Thompson vs. UL-Lafayette (11/25/18)
Assists	5, Janiah McKay vs. Grambling (11/6/18)
Blocked Shots.....	2, 5x; last, Howard/Jackson vs. Alabama State (12/29/18)
Steals	5, Crystal Primm vs. Nicholls State (11/9/18)

Game

Points.....	23, Brooke Moore vs. Alabama State (12/29/18)
Field Goals Made.....	10, Unique Thompson vs. North Carolina (12/20/18)
Field Goal Attempts.....	18, McKay & Thompson vs. North Carolina (12/20/18)
3-Point Field Goals Made	5, 2x; last, Brooke Moore vs. Alabama State (12/29/18)
3-Point Field Goal Attempts	13, Brooke Moore vs. Alabama State (12/29/18)
Free Throws Made	10, Janiah McKay vs. North Carolina (12/20/18)
Free Throws Attempted	13, Janiah McKay vs. North Carolina (12/20/18)
Rebounds	19, Unique Thompson at New Mexico (11/11/18)
Assists	10, Janiah McKay vs. Grambling (11/6/18)
Blocked Shots.....	3, 2x; last, Unique Thompson vs. Alabama State (12/29/18)
Steals	5, Crystal Primm vs. Nicholls State (11/9/18)

2018-19 Auburn Team Highs...**First Half**

Points.....	51 at Elon (12/22/18)
Field Goals Made.....	19 at Elon (12/22/18)
Field Goal Attempts.....	41 vs. North Carolina (12/20/18)
3-Point Field Goals Made	7 at Elon (12/22/18)
3-Point Field Goal Attempts	17 vs. CCU (12/18/18) & vs. Alabama State (12/29/18)
Free Throws Made	15 at New Mexico (11/11/18)
Free Throws Attempted	20 at New Mexico (11/11/18)
Rebounds	29 at New Mexico (11/11/18)
Assists	12, 2x; last at XULA (11/28/18)
Blocked Shots.....	3, 3x; last vs. Alabama State (12/29/18)
Steals	9 vs. North Carolina (12/20/18) & vs. Alabama State (12/29/18)

Second Half

Points.....	53 vs. Grambling (11/6/18)
Field Goals Made.....	22 vs. Grambling (11/6/18)
Field Goal Attempts.....	41 vs. Nicholls State (11/9/18)
3-Point Field Goals Made	7 vs. Oklahoma (12/2/18) & at Elon (12/22/18)
3-Point Field Goal Attempts	18 vs. Alabama State (12/29/18)
Free Throws Made	16 vs. CCU (12/18/18) & vs. Alabama State (12/29/18)
Free Throws Attempted	22 vs. Coastal Carolina (12/18/18)
Rebounds	25 vs. Grambling (11/6/18)
Assists	16 vs. Grambling (11/6/18)
Blocked Shots.....	6 vs. Alabama State (12/29/18)
Steals	13 vs. Nicholls State (11/9/18)

Game

Points.....	97 vs. Grambling (11/6/18)
Field Goals Made.....	38 vs. Grambling (11/6/18) & at Elon (12/22/18)
Field Goal Attempts.....	85 vs. North Carolina (12/20/18)
3-Point Field Goals Made	14 at Elon (12/22/18)
3-Point Field Goal Attempts	35 vs. Alabama State (12/29/18)
Free Throws Made	29 vs. Alabama State (12/29/18)
Free Throws Attempted	36 vs. Alabama State (12/29/18)
Rebounds	53 vs. Grambling (11/6/18)
Assists	24 vs. Grambling (11/6/18)
Blocked Shots.....	9 vs. Alabama State (12/29/18)
Steals	20 vs. North Carolina (12/20/18)
Turnovers Forced.....	29 vs. Samford (12/16/18)

Specialty Statistics (Auburn-Opponent)

Opponent	Points in the Paint	Points off Turnovers	2nd-Chance Points	Fast-Break Points	Bench Points
Grambling	44-22	28-19	28-9	15-12	26-15
Nicholls State	36-22	29-11	11-2	12-6	17-10
at New Mexico	40-24	16-12	18-11	11-26	12-20
at Iowa State	20-26	19-19	7-14	2-2	5-7
Louisiana-Lafayette	32-24	27-17	7-12	12-4	22-18
at Xavier (La.)	32-20	27-16	16-11	8-2	20-32
Oklahoma	40-30	25-10	11-11	16-6	26-17
at St. Joseph's	36-26	20-4	5-7	14-7	14-22
Samford	26-22	30-3	12-3	6-4	15-24
vs. Coastal Carolina	32-34	30-14	20-20	6-2	19-29
vs. North Carolina	42-26	38-16	24-13	2-6	13-25
at Elon	40-16	27-7	18-7	12-0	41-17
Alabama State	22-18	34-5	18-14	8-6	49-22
Tennessee	34-32	20-13	19-14	2-12	0-3

Lead-Deficit Comparison

Opponent	Largest Lead	Largest Deficit	Lead Changes	Ties	Result
Grambling	49 (4th, 0:09)	4 (1st, 8:38)	1	0	W, 97-48
Nicholls State	29 (4th, 6:21)	--	0	0	W, 80-59
at New Mexico	8 (2nd, 8:50)	4 (2nd, 1:14)	15	16	W, 79-76
at Iowa State	15 (2nd, 2:26)	10 (4th, 2:21)	1	2	L, 64-67
Louisiana-Lafayette	16 (4th, 6:20)	--	0	0	W, 71-59
at Xavier (La.)	20 (4th, 5:26)	2 (1st, 9:34)	1	2	W, 77-58
Oklahoma	22 (3rd, 8:09)	8 (1st, 1:21)	3	1	W, 95-79
at St. Joseph's	16 (1st, 0:30)	2, (1st, 8:19)	4	1	W, 81-70
Samford	34 (4th, 9:50)	--	0	0	W, 73-46
vs. Coastal Carolina	8 (4th, 2:32)	7 (2nd, 5:34)	17	7	W, 84-78
vs. North Carolina	11 (3rd, 5:37)	5 (2nd, 9:42)	7	6	W, 86-81 (OT)
at Elon	54 (4th, 0:20)	--	0	0	W, 96-44
Alabama State	37 (4th, 1:14)	--	0	0	W, 83-50
Tennessee	3 (1st, 9:14)	9, (4th, 0:09)	9	8	L, 69-78

Comparison Statistics (Auburn/Opponent)

Opponent	1st	2nd	Score	Mar	Total FG	FG Pct	3-Pointers	3FG Pct	Free Throws	FT Pct	Reb.	Mar	Assist	TO	Bk	Stl	Fouls
Grambling	44/20	53/28	97-48	+49	38-71/15-58	.535/.259	9-28/3-15	.321/.200	12-17/15-20	.706/.750	53/26	+27	24/9	18/20	6/0	11/10	18/20
Nicholls State	37/26	43/33	80-59	+21	32-71/20-53	.451/.377	4-18/9-24	.222/.375	12-13/10-11	.923/.909	42/28	+14	19/16	16/24	5/0	18/7	17/14
New Mexico	36/33	33/33	79-76	+3	28-68/24-63	.412/.381	4-17/12-37	.235/.324	19-25/16-24	.760/.667	45/39	+6	11/18	17/17	2/2	10/11	18/18
Iowa State	38/29	26/38	64-67	(3)	23-56/23-62	.411/.371	8-24/9-32	.333/.281	10-17/12-24	.588/.500	36/42	(6)	10/13	16/15	3/3	6/8	22/13
UL-Lafayette	34/26	37/33	71-59	+12	27-61/20-60	.443/.333	6-14/5-17	.429/.294	11-17/14-16	.647/.875	38/37	+1	19/6	22/26	5/2	15/12	20/19
Xavier (La.)	39/30	38/28	77-58	+19	29-66/20-49	.439/.408	10-24/8-33	.417/.364	9-17/10-10	.529/1.000	34/33	+1	22/13	14/25	5/0	14/9	16/16
Oklahoma	44/30	51/49	95-79	+16	36-74/28-61	.486/.459	13-29/10-23	.448/.435	10-13/13-26	.769/.500	39/39	-	15/14	12/21	1/2	12/10	18/17
St. Joseph's	42/30	39/40	81-70	+11	29-54/27-61	.537/.443	5-12/13-32	.417/.406	18-23/3-6	.783/.500	30/30	-	13/21	10/14	0/1	9/4	9/14
Samford	36/17	37/29	73-46	+27	25-64/19-51	.391/.373	6-16/7-21	.375/.333	17-20/1-2	.850/.500	34/36	(2)	10/16	12/29	3/2	15/7	8/20
Coastal Carolina	38/39	46/39	84-78	+6	28-67/27-59	.418/.458	7-27/5-25	.259/.200	21-27/19-26	.778/.731	36/41	(5)	11/10	15/23	0/1	8/7	23/23
North Carolina	34/29	40/35	86-81OT	+5	34-85/32-62	.400/.516	5-22/9-26	.227/.346	13-18/8-9	.722/.889	46/40	+6	8/20	15/27	3/4	20/7	17/20
Elon	51/19	45/25	96-44	+52	38-60/15-49	.633/.306	14-26/4-15	.538/.267	6-7/10-16	.857/.625	37/21	+16	18/9	12/20	3/0	10/7	20/9
Alabama State	37/20	46/30	83-50	+34	22-70/14-47	.314/.298	10-35/5-14	.286/.357	29-36/17-20	.806/.850	42/38	+4	12/9	6/24	9/1	17/2	18/28
Tennessee	35/35	34/43	69-78	(9)	24-70/27-50	.343/.540	6-22/7-15	.273/.467	15-20/17-23	.750/.739	29/43	(14)	10/18	11/23	2/4	9/9	18/18

Scoring Breakdown

(Percentage of total points in parentheses)

Opponent	Front Court	Back Court	Sr.	Jr.	So.	Fr.	Starters	Bench
Grambling	40 (41.2)	57 (58.7)	29	28	18	22	71 (73.2)	26 (26.8)
Nicholls State	22 (27.5)	58 (72.5)	29	28	12	11	63 (78.8)	17 (21.2)
at New Mexico	39 (49.3)	40 (50.7)	24	24	21	10	67 (84.8)	12 (15.2)
at Iowa State	28 (43.8)	36 (56.2)	29	11	21	3	59 (92.2)	5 (7.8)
Louisiana-Lafayette	32 (45.1)	39 (54.9)	21	12	21	17	49 (69.0)	22 (31.0)
at Xavier (La.)	31 (40.3)	46 (59.7)	25	17	21	14	57 (74.0)	20 (26.0)
Oklahoma	34 (35.8)	61 (64.2)	22	33	18	24	69 (72.6)	26 (27.4)
at St. Joseph's	30 (37.0)	51 (63.0)	25	30	12	14	67 (82.7)	14 (17.3)
Samford	19 (26.0)	54 (74.0)	28	25	5	15	58 (79.5)	15 (20.5)
vs. Coastal Carolina	34 (40.5)	50 (59.5)	37	17	16	14	65 (77.4)	19 (22.6)
vs. North Carolina	42 (48.8)	44 (51.2)	30	24	21	11	73 (84.9)	13 (15.1)
at Elon	43 (44.8)	53 (55.2)	18	23	20	35	55 (57.3)	41 (42.7)
Alabama State	33 (39.8)	50 (60.2)	7	21	11	44	34 (41.0)	49 (59.0)
Tennessee	46 (66.7)	13 (33.3)	10	29	19	11	69 (100.0)	0 (0.0)

Game-by-Game Leaders

	Points	Rebounds	Assists	Steals	Blocked Shots
Grambling	16-McKay/Benton	13-Unique Thompson	10-Janiah McKay	3-McKay/Benton	2-McKay/Thompson
Nicholls State	20-Daisa Alexander	10-Unique Thompson	7-Janiah McKay	5-Crystal Primm	2-Unique Thompson
at New Mexico	19-Thompson/McKay	19-Unique Thompson	6-Janiah McKay	3-Alexander/McKay	1-Thompson/Howard
at Iowa State	19-Unique Thompson	14-Unique Thompson	3-McKay/Jones	2-Daisa Alexander	2-Unique Thompson
UL-Lafayette	16-Unique Thompson	13-Unique Thompson	8-Daisa Alexander	4-Unique Thompson	3-Abigayle Jackson
at Xavier (La.)	16-Emari Jones	8-Unique Thompson	7-Janiah McKay	3-Thompson/Alexander	2-Abigayle Jackson
Oklahoma	19-Daisa Alexander	17-Unique Thompson	5-Daisa Alexander	3-Crystal Primm	1-Crystal Primm
at St. Joseph's	21-Janiah McKay	6-Unique Thompson	4-Mckay/Alexander	4-Janiah McKay	(none)
Samford	20-Janiah McKay	6-Unique Thompson	4-Janiah McKay	4-Janiah McKay	1-(three players)
vs. Coastal Carolina	21-Janiah McKay	7-Unique Thompson	4-Janiah McKay	3-Emari Jones	(none)
vs. North Carolina	21-McKay/Thompson	18-Unique Thompson	4-Janiah McKay	4-(three players)	1-(three players)
at Elon	17-Crystal Primm	7-Primm/Howard	4-Janiah McKay	3-Daisa Alexander	2-Erin Howard
Alabama State	23-Brooke Moore	8-Unique Thompson	3-Janiah McKay	3-(three players)	3-Unique Thompson
Tennessee	19-Unique Thompson	12-Unique Thompson	3-Daisa Alexander	3-Daisa Alexander	1-Thompson/Jackson

2018-19 Starting Lineups

	Point Guard (1)	Wing (2)	Wing (3)	Wing (4)	Post (5)
Grambling	Janiah McKay	Daisa Alexander	Crystal Primm	Emari Jones	Unique Thompson
Nicholls State	Janiah McKay	Daisa Alexander	Crystal Primm	Emari Jones	Unique Thompson
at New Mexico	Janiah McKay	Daisa Alexander	Crystal Primm	Emari Jones	Unique Thompson
at Iowa State	Janiah McKay	Daisa Alexander	Crystal Primm	Emari Jones	Unique Thompson
Louisiana-Lafayette	Janiah McKay	Daisa Alexander	Crystal Primm	Emari Jones	Unique Thompson
at Xavier (La.)	Janiah McKay	Daisa Alexander	Crystal Primm	Emari Jones	Unique Thompson
Oklahoma	Janiah McKay	Daisa Alexander	Crystal Primm	Emari Jones	Unique Thompson
at St. Joseph's	Janiah McKay	Daisa Alexander	Crystal Primm	Emari Jones	Unique Thompson
Samford	Janiah McKay	Daisa Alexander	Crystal Primm	Emari Jones	Unique Thompson
vs. Coastal Carolina	Janiah McKay	Daisa Alexander	Crystal Primm	Emari Jones	Unique Thompson
vs. North Carolina	Janiah McKay	Daisa Alexander	Crystal Primm	Emari Jones	Unique Thompson
at Elon	Janiah McKay	Daisa Alexander	Crystal Primm	Emari Jones	Unique Thompson
Alabama State	Janiah McKay	Daisa Alexander	Crystal Primm	Emari Jones	Unique Thompson
Tennessee	Janiah McKay	Daisa Alexander	Crystal Primm	Erin Howard	Unique Thompson

Record by Starting Lineup

McKay, Alexander, Primm, Jones, Thompson12-1 (.923)
McKay, Alexander, Primm, Howard, Thompson0-1 (.000)



Terri

WILLIAMS-FLOURNOY

Head Coach

Seventh Season at Auburn • 15th as a Head Coach • 27th Season in coaching

Hampton, Va. • Penn State, 1991

- Has taken her teams to postseason appearances in eight of the last 10 years, including five NCAA Tournament appearances
- Led Auburn to 19 or more wins in three of her first five years
- Has had six players selected to All-SEC teams
- Auburn has forced an average of 20.0+ turnovers per game under Coach Flo
- Led Auburn to the postseason in four of her first five seasons, advancing to WNIT Quarterfinals in 2013 and Third Round in 2014, along with NCAA Tournament in 2016 and 2017
- Won her 100th game at Auburn on Feb. 8, 2018, defeating LSU 70-62
- Picked up her 200th career head coaching victory Dec. 5, 2015 at home vs. East Carolina
- Won 250th career game at Xavier (La.) on Nov. 28, 2018
- Recorded her 400th career win as a collegiate coach in Auburn's 68-58 win over Hofstra on Dec. 9, 2012
- Won her 500th game as a collegiate coach with victory over Louisiana-Lafayette on Nov. 25, 2018
- Picked up first SEC win in 50-47 win over #23 Arkansas in 2013
- Earned second win over ranked opponent at Auburn and snapped 21-game skid to #16 Vanderbilt with 68-62 win in Nashville on Feb. 13, 2014
- Picked up first top-10 win with a 66-61 victory over #7 Kentucky on Jan. 3, 2016
- Has 257 wins as a head coach and 251 as an assistant for a .617 winning percentage over 27 years as a collegiate coach
- Has been part of six conference championships and 20 post-season appearances as an assistant and head coach
- 2010 Black Coaches Association Coach of the Year
- Served as an assistant coach for Team USA that won a gold medal at the 2011 World University Games in Shenzhen, China
- Coached teams to 14 NCAA Tournament appearances, nine as an assistant and five as a head coach
- Has coached 24 players that have gone on to the professional ranks, including seven in the WNBA
- As an assistant, helped coach Georgia to an NCAA Final Four appearance and two NCAA Elite Eight appearances
- Coached three Georgetown players to three all-conference honors and one All-America award
- Has a 596-348 record in 31 seasons as a head coach, assistant coach and player
- Helped coach Georgetown to a Big East title in 1992
- As an assistant coach at Southwest Missouri State, helped the team to two straight NCAA Tournaments and two consecutive Missouri Valley Conference Tournament titles

All-time record as player and coach:	596-348 (.632)	31 seasons
Record as collegiate player:	88-36 (.709)	4 seasons
Record as collegiate coach:	508-312 (.620)	27 seasons
Record as collegiate assistant coach:	251-116 (.683)	12 seasons
Record as collegiate head coach:	257-197 (.566)	15 seasons
Record as Auburn head coach:	114-93 (.551)	7 seasons

Williams-Flournoy Year-by-Year

Penn State, Player (1987-91)

Year	Record	Conf.	Other Information
1987-88	20-13	11-7	NCAA Second Round
1988-89	14-14	12-6	
1989-90	25-7	15-3	NCAA Second Round
1990-91	29-2	17-1	NCAA Second Round

Georgetown, Assistant Coach (1992-96)

Year	Record	Conf.	Other Information
1992-93	23-7	15-3	Big East Champions NCAA Sweet 16
1993-94	12-15	6-12	
1994-95	11-17	6-12	
1995-96	12-15	7-11	

Georgia, Assistant Coach (1996-2002)

Year	Record	Conf.	Other Information
1996-97	25-6	11-1	SEC Champions NCAA Elite Eight
1997-98	17-11	8-6	NCAA First Round
1998-99	27-7	9-5	NCAA Final Four
1999-2000	32-4	13-1	SEC Champions NCAA Elite Eight
2000-01	27-6	11-3	SEC Tournament Champions NCAA Second Round
2001-02	19-11	6-8	NCAA First Round

Southwest Missouri State, Assistant Coach (2002-04)

Year	Record	Conf.	Other Information
2002-03	18-13	11-7	MVC Tournament Champions NCAA First Round
2003-04	28-4	16-2	Missouri Valley Champions MVC Tournament Champions NCAA First Round

Georgetown, Head Coach (2004-12)

Year	Record	Conf.	Other Information
2004-05	12-16	7-9	
2005-06	10-17	3-13	
2006-07	13-16	3-13	
2007-08	15-14	5-11	
2008-09	20-14	7-9	WNIT Quarterfinals
2009-10	26-7	13-3	NCAA Second Round
2010-11	24-11	9-7	NCAA Sweet 16
2011-12	23-9	11-5	NCAA Second Round

Auburn, Head Coach (2012-present)

Year	Record	Conf.	Other Information
2012-13	19-15	5-11	WNIT Quarterfinals
2013-14	19-15	7-9	WNIT Third Round
2014-15	13-18	3-13	
2015-16	20-13	8-8	NCAA Second Round
2016-17	17-15	7-9	NCAA First Round
2017-18	14-15	5-11	
2018-19	12-2	0-1	



Daisa ALEXANDER

#0

Junior • Guard • 5-8

Decatur, Ga.

****2018 SEC All-Defensive Team****

Southwest DeKalb HS

- Hit game-winning jumper + free throw with 17 seconds left in 79-76 win at New Mexico (11/11)
- Led Tigers with 20 points on 7-12 shooting (4-5 FT) vs. Nicholls State (11/9)
- Scored 13 points and had a career-high 8 rebounds in season-opening win over Grambling (11/6)
- Led SEC in steals (2.8/game) as sophomore; named to 2018 SEC All-Defensive Team
- Averaged 14.2 points as sophomore, 2nd-best on team
- Double-digit scoring in 25 of 29 games in 2017-18
- Scored 20+ points in each of her first two starts - 20 at LSU (1/18), 22 at Georgia (1/21); led team in both games
- Scored career-high 25 points on 9-14 shooting at Indiana while playing just 20 minutes off the bench (12/3); 12 points in 4th quarter

SEASON HIGHS

Points	20	vs. Nicholls State	11/9/18
Rebounds	8	vs. Grambling	11/6/18
Assists	8	vs. UL-Lafayette	11/25/18
Blocks			
Steals	4	vs. North Carolina	12/20/18
Field Goals	7	2x; last vs. Oklahoma	12/2/18
Field Goal Attempts	17	vs. Tennessee	1/3/19
3-Point Field Goals	3	3x; last at St. Joseph's	12/6/18
3-Point FG Attempts	8	vs. Tennessee	1/3/19
Free Throws	4	vs. Nicholls State	11/9/18
Free Throw Attempts	5	vs. Nicholls State	11/9/18

Opponent	Start	Min.	FG-A	3PT-A	FT-A	O-D-T	PF	Ast.	TO	Blk.	St.	Pts.
GRAMBLING STATE	*	35	6-14	1-6	0-0	2-6-8	1	3	3	0	0	13
NICHOLLS STATE	*	31	7-12	2-5	4-5	3-2-5	0	1	1	0	2	20
at New Mexico	*	28	6-16	0-4	2-4	1-3-4	4	0	2	0	3	14
at Iowa State	*	22	2-5	0-3	0-0	0-2-2	4	1	2	0	2	4
LOUISIANA-LAFAYETTE	*	31	1-8	1-1	0-0	0-1-1	3	8	6	0	3	3
at Xavier (La.)	*	22	5-9	3-3	0-0	3-3-6	2	5	1	0	3	13
OKLAHOMA	*	30	7-15	3-7	2-2	0-5-5	1	5	3	0	2	19
at St. Joseph's	*	34	5-10	3-5	3-4	0-2-2	1	2	1	0	1	16
SAMFORD	*	31	6-13	1-5	3-3	2-3-5	0	2	1	0	3	16
vs. Coastal Carolina	*	11	1-4	1-2	0-0	0-0-0	0	2	2	0	0	3
vs. North Carolina	*	31	3-12	0-2	0-0	1-4-5	2	1	4	0	4	6
at Elon	*	24	2-5	1-3	1-2	0-1-1	1	0	1	0	3	6
ALABAMA STATE	*	19	3-9	2-5	1-3	0-1-1	0	0	0	1	2	9
TENNESSEE	*	33	4-17	2-8	3-4	0-2-2	4	3	3	0	3	13
at Florida												
at Alabama												
MISSISSIPPI STATE												
at Vanderbilt												
TEXAS A&M												
at Missouri												
at Ole Miss												
GEORGIA												
KENTUCKY												
at Arkansas												
at Tennessee												
ALABAMA												
MISSOURI												
SOUTH CAROLINA												
at LSU												

CAREER HIGHS

Points	25	at Indiana	12/3/17
Rebounds	8	vs. Grambling	11/6/18
Assists	8	vs. UL-Lafayette	11/25/18
Blocks	2	at Kentucky	2/1/18
Steals	7	at LSU	1/18/18
Field Goals	9	3x; last at Georgia	1/21/18
Field Goal Attempts	23	at Tennessee	1/4/18
3-Point Field Goals	3	7x; last at St. Joseph's	12/6/18
3-Point FG Attempts	9	2x; last at Tennessee	1/4/18
Free Throws	6	vs. Xavier (La.)	12/28/17
Free Throw Attempts	8	vs. Xavier (La.)	12/28/17

ALEXANDER'S CAREER STATISTICS

Season	gp-gs	min/avg	Total		3-Point		F-Throws		Rebounds				Scoring							
			fg-fga	pct	fg-fga	pct	ft-fta	pct	off	def	tot	avg	pf	fo	ast	to	blk	stl	pts	avg
2016-17	20-0	113/5.7	9-37	.243	1-10	.100	7-10	.700	9	8	17	0.9	18	0	1	10	0	9	26	1.3
2017-18	29-11	746/25.7	157-403	.390	41-122	.336	57-77	.740	17	59	76	2.6	73	0	39	79	3	80	412	14.2
2018-19	14-14	375/26.8	58-149	.389	20-60	.333	19-27	.704	12	35	47	3.4	23	0	33	30	1	31	155	11.1
TOTAL	63-25	1234/19.6	224-589	.380	62-192	.323	83-114	.728	38	102	140	2.2	114	0	73	119	4	120	593	9.4



Robyn BENTON

#1

Freshman • Guard • 5-9

Conyers, Ga.

Greater Atlanta Christian HS

- Hit 5-of-5 3-point attempts and scored 15 points in win at Elon (12/22)
- Scored 14 points and was 4-5 on 3-pointers in win over Oklahoma (12/2)
- Shared team lead with 16 points and hit three 3-pointers in collegiate debut vs. Grambling (11/6)
- Five-star prospect, rated No. 17 overall nationally, No. 6 guard by ESPN HoopGurlz
- Atlanta Journal-Constitution first-team all-state as a junior; GHSA Class AAA Player of the Year as a junior
- Sister of former Tennessee football player Inky Johnson

SEASON/CAREER HIGHS

Points	16	vs. Grambling	11/6/18
Rebounds	5	at XULA	11/28/18
Assists	3	2x; last at XULA	11/28/18
Blocks	1	2x; last vs. Nicholls State	11/9/18
Steals	3	vs. Grambling	11/6/18
Field Goals	6	vs. Grambling	11/6/18
Field Goal Attempts	12	vs. Grambling	11/6/18
3-Point Field Goals	5	at Elon	12/22/18
3-Point FG Attempts	8	vs. Grambling	11/6/18
Free Throws	3	2x; last vs. Alabama State	12/29/18
Free Throw Attempts	4	2x; last vs. Alabama State	12/29/18

Opponent	Start	Min.	FG-A	3PT-A	FT-A	O-D-T	PF	Ast.	TO	Blk.	St.	Pts.
GRAMBLING STATE		24	6-12	3-8	1-2	0-1-1	0	3	1	1	3	16
NICHOLLS STATE		18	4-8	1-3	0-0	0-1-1	3	0	1	1	0	9
at New Mexico		18	1-4	0-1	0-0	0-1-1	2	1	1	0	1	2
at Iowa State		19	1-6	1-5	0-0	0-0-0	1	0	2	0	1	3
LOUISIANA-LAFAYETTE		24	5-7	2-3	3-4	1-1-2	2	1	0	0	2	15
at Xavier (La.)		17	2-5	1-2	0-2	3-2-5	1	3	1	0	1	5
OKLAHOMA		15	5-7	4-5	0-0	0-0-0	1	0	0	0	2	14
at St. Joseph's		6	0-0	0-0	0-0	1-0-1	0	0	0	0	0	0
SAMFORD		24	4-10	2-4	0-0	2-1-3	1	0	0	0	2	10
vs. Coastal Carolina		25	1-9	1-4	0-0	1-3-4	0	2	1	0	0	5
vs. North Carolina		11	1-5	0-1	0-0	0-0-0	2	1	0	0	1	2
at Elon		16	5-5	5-5	0-0	0-1-1	3	2	0	0	2	15
ALABAMA STATE		22	3-10	2-7	3-4	1-1-2	1	0	0	0	0	11
TENNESSEE		8	0-3	0-1	0-0	0-0-0	0	0	1	0	0	0
at Florida												
at Alabama												
MISSISSIPPI STATE												
at Vanderbilt												
TEXAS A&M												
at Missouri												
at Ole Miss												
GEORGIA												
KENTUCKY												
at Arkansas												
at Tennessee												
ALABAMA												
MISSOURI												
SOUTH CAROLINA												
at LSU												

BENTON'S CAREER STATISTICS

Season	gp-gs	min/avg	Total		3-Point		F-Throws		Rebounds				Scoring							
			fg-fga	pct	fg-fga	pct	ft-fta	pct	off	def	tot	avg	pf	fo	ast	to	blk	stl	pts	avg
2018-19	14-0	249/17.8	38-91	.418	22-49	.449	9-14	.643	8	10	18	1.3	21	0	13	7	2	16	107	7.6
TOTAL	14-0	249/17.8	38-91	.418	22-49	.449	9-14	.643	8	10	18	1.3	21	0	13	7	2	16	107	7.6



Brooke MOORE

#2

Freshman • Guard • 5-7

McDonough, Ga.

Henry County HS

• SEC Freshman of the Week (12/31)

- Led Auburn with career-high 23 points, hit five 3-pointers in win over Alabama State (12/29); also made half-court shot at halftime
- Scored 14 points and hit 4 3-pointers in win at Elon (12/22); helped set single-game 3-point record for 2nd time in less than a month
- Made collegiate debut at Xavier (La.); scored 3 points
- Missed first five games with injury
- Five-star prospect, No. 42 overall prospect and No. 11 guard by ESPN HoopGurlz
- Averaged 22.3 points, 4.0 assists, 3.0 steals per game as HS senior; shot 41% on 3-pointers and 81% on free throws
- Georgia Class AAAA Player of the Year as a senior; 3-time AJC Player of the Year


SEASON/CAREER HIGHS

Points	23	vs. Alabama State	12/29/18
Rebounds	4	vs. Coastal Carolina	12/18/18
Assists	3	at Elon	12/22/18
Blocks			
Steals	1	2x; last vs. Alabama State	12/29/18
Field Goals	6	vs. Alabama State	12/29/18
Field Goal Attempts	15	vs. Alabama State	12/29/18
3-Point Field Goals	5	vs. Alabama State	12/29/18
3-Point FG Attempts	13	vs. Alabama State	12/29/18
Free Throws	6	vs. Alabama State	12/29/18
Free Throw Attempts	6	vs. Alabama State	12/29/18

Opponent	Start	Min.	FG-A	3PT-A	FT-A	O-D-T	PF	Ast.	TO	Blk.	St.	Pts.
GRAMBLING STATE						--DNP--						
NICHOLLS STATE						--DNP--						
at New Mexico						--DNP--						
at Iowa State						--DNP--						
LOUISIANA-LAFAYETTE						--DNP--						
at Xavier (La.)	14		1-9	1-6	0-0	0-1-1	0	1	0	0	0	3
OKLAHOMA	11		2-5	2-5	0-0	1-0-1	1	1	1	0	0	6
at St. Joseph's	12		4-9	2-5	0-0	0-2-2	0	0	0	0	0	10
SAMFORD						--DNP--						
vs. Coastal Carolina	14		2-6	1-4	0-0	1-3-4	0	2	1	0	0	5
vs. North Carolina	8		2-5	2-4	0-0	0-0-0	0	0	0	0	0	6
at Elon	18		5-11	4-10	0-0	0-3-3	2	3	2	0	1	14
ALABAMA STATE	23		6-15	5-13	6-6	0-1-1	1	2	0	0	1	23
TENNESSEE	11		0-4	0-3	0-0	0-1-1	0	0	0	0	0	0
at Florida												
at Alabama												
MISSISSIPPI STATE												
at Vanderbilt												
TEXAS A&M												
at Missouri												
at Ole Miss												
GEORGIA												
KENTUCKY												
at Arkansas												
at Tennessee												
ALABAMA												
MISSOURI												
SOUTH CAROLINA												
at LSU												

MOORE'S CAREER STATISTICS

Season	gp-gs	min/avg	Total		3-Point		F-Throws		Rebounds				Scoring							
			fg-fga	pct	fg-fga	pct	ft-fta	pct	off	def	tot	avg	pf	fo	ast	to	blk	stl	pts	avg
2018-19	8-0	110/13.8	22-64	.344	17-50	.340	6-6	1.000	2	11	13	1.6	4	0	9	4	0	2	67	8.4
TOTAL	8-0	110/13.8	22-64	.344	17-50	.340	6-6	1.000	2	11	13	1.6	4	0	9	4	0	2	67	8.4



Erica SANDERS

#3

Senior • Guard • 5-10

San Antonio, Texas

Johnson HS

- Had 6 rebounds, 3 steals vs. Alabama State (12/29)
- Returned to action vs. North Carolina (12/20); hit two free throws in overtime
- Missed first nine games with knee injury suffered in preseason
- Played in 20 games as a junior; missed 9 games w/ foot injury
- Averaged 1.6 points, 1.2 rebounds as junior; had 31 steals in 20 games
- Career-high 6 steals along with 6 points in win over Louisiana Tech (11/19/17)
- Scored career-high 9 points in win over Ole Miss (1/8/17)
- Hit go-ahead jumper with 50 seconds left in comeback win over Indiana (11/27/16)

SEASON HIGHS

Points	2	vs. North Carolina	12/20/18
Rebounds	6	vs. Alabama State	12/29/18
Assists	1	2x; last vs. Tennessee	1/3/19
Blocks			
Steals	3	vs. Alabama State	12/29/18
Field Goals			
Field Goal Attempts	1	vs. Tennessee	1/3/19
3-Point Field Goals			
3-Point FG Attempts			
Free Throws	2	vs. North Carolina	12/20/18
Free Throw Attempts	2	vs. North Carolina	12/20/18

Opponent	Start	Min.	FG-A	3PT-A	FT-A	O-D-T	PF	Ast.	TO	Blk.	St.	Pts.
GRAMBLING STATE						--DNP--						
NICHOLLS STATE						--DNP--						
at New Mexico						--DNP--						
at Iowa State						--DNP--						
LOUISIANA-LAFAYETTE						--DNP--						
at Xavier (La.)						--DNP--						
OKLAHOMA						--DNP--						
at St. Joseph's						--DNP--						
SAMFORD						--DNP--						
vs. Coastal Carolina						--DNP--						
vs. North Carolina		11	0-0	0-0	2-2	1-2-3	4	0	1	0	0	2
at Elon		3	0-0	0-0	0-0	0-0-0	0	0	0	0	0	0
ALABAMA STATE		11	0-0	0-0	0-0	4-2-6	1	1	1	0	3	0
TENNESSEE		14	0-1	0-0	0-0	1-1-2	3	1	0	0	0	0
at Florida												
at Alabama												
MISSISSIPPI STATE												
at Vanderbilt												
TEXAS A&M												
at Missouri												
at Ole Miss												
GEORGIA												
KENTUCKY												
at Arkansas												
at Tennessee												
ALABAMA												
MISSOURI												
SOUTH CAROLINA												
at LSU												

CAREER HIGHS

Points	9	vs. Ole Miss	1/8/17
Rebounds	7	at Arkansas	2/26/17
Assists	5	vs. Tennessee	1/19/17
Blocks	1	3x; last vs. South Carolina	1/5/17
Steals	6	vs. Louisiana Tech	11/19/17
Field Goals	4	5x; last vs. ULM	11/29/17
Field Goal Attempts	11	vs. Missouri	2/21/16
3-Point Field Goals			
3-Point FG Attempts	1	4x; last vs. George Mason	12/23/15
Free Throws	4	vs. St. John's	3/18/16
Free Throw Attempts	4	3x; last at Virginia Tech	11/13/17

SANDERS' CAREER STATISTICS

Season	gp-gs	min/avg	Total		3-Point		F-Throws		Rebounds				Scoring							
			fg-fga	pct	fg-fga	pct	ft-fta	pct	off	def	tot	avg	pf	fo	ast	to	blk	stl	pts	avg
2015-16	33-0	569/17.2	40-103	.388	0-7	.000	15-20	.750	39	46	85	2.6	88	2	30	33	0	33	95	2.9
2016-17	29-1	566/19.5	28-78	.359	0-1	.000	9-12	.750	45	45	90	3.1	78	3	35	21	5	42	65	2.2
2017-18	20-0	307/15.4	14-33	.424	0-1	.000	4-6	.667	12	12	24	1.2	38	0	8	22	0	31	32	1.6
2018-19	4-0	39/9.8	0-1	.000	0-0	.000	2-2	1.000	6	5	11	2.8	8	0	2	2	0	3	2	0.5
TOTAL	86-1	1481/17.2	82-215	.381	0-9	.000	30-40	.750	102	108	210	2.4	212	5	75	78	5	109	194	2.3



Abigayle JACKSON

#4

Sophomore • Forward • 6-3

Little Rock, Ark.

Little Rock Central HS

- Matched season-high of 6 points on 3-3 shooting at XULA (11/28)
- Had 4 points, 5 rebounds in season-opener vs. Grambling (11/6)
- Played in 28 of 29 games as a freshman; started final 12 games of season
- Averaged 2.0 points, 1.7 rebounds as freshman; led team with 22 blocks (0.8/game)
- Made first collegiate start at LSU (1/18), had 4 points, 4 rebounds and 3 steals in 19 minutes of action
- Career-high 13 points, 3 steals at Texas A&M (2/4); played career-high 26 minutes
- Ranked as No. 1 player in state of Arkansas in class of 2017

SEASON HIGHS

Points	6	3x; last at Elon	12/22/18
Rebounds	6	vs. Nicholls State	11/9/18
Assists	1	4x; last vs. Samford	12/16/18
Blocks	3	vs. UL-Lafayette	11/25/18
Steals	2	at XULA	11/28/18
Field Goals	3	2x; last at Elon	12/22/18
Field Goal Attempts	5	vs. Alabama State	12/29/18
3-Point Field Goals	1	vs. UL-Lafayette	11/25/18
3-Point FG Attempts	2	vs. UL-Lafayette	11/25/18
Free Throws	2	vs. Nicholls State	11/9/18
Free Throw Attempts	2	vs. Nicholls State	11/9/18

Opponent	Start	Min.	FG-A	3PT-A	FT-A	O-D-T	PF	Ast.	TO	Blk.	St.	Pts.
GRAMBLING STATE		10	2-2	0-0	0-0	3-2-5	2	1	0	1	0	4
NICHOLLS STATE		16	2-3	0-0	2-2	4-2-6	1	1	3	0	0	6
at New Mexico		4	1-1	0-0	0-0	0-0-0	3	0	0	0	0	2
at Iowa State		4	1-3	0-1	0-0	0-1-1	2	0	0	0	0	2
LOUISIANA-LAFAYETTE		14	2-4	1-2	0-0	0-4-4	2	1	0	3	0	5
at Xavier (La.)		9	3-3	0-0	0-0	1-0-1	0	0	1	2	2	6
OKLAHOMA		9	0-1	0-0	0-0	1-3-4	2	0	0	0	0	0
at St. Joseph's		5	0-1	0-0	0-0	1-1-2	2	0	0	0	0	0
SAMFORD		8	0-2	0-0	0-0	0-1-1	1	1	0	0	0	0
vs. Coastal Carolina		9	1-1	0-0	1-1	1-1-2	5	0	1	0	0	3
vs. North Carolina		2	0-1	0-0	0-0	0-0-0	2	0	1	0	0	0
at Elon		13	3-4	0-0	0-0	0-1-1	4	0	1	1	0	6
ALABAMA STATE		13	2-5	0-0	1-1	1-2-3	4	0	0	2	1	5
TENNESSEE		4	0-1	0-0	0-0	0-1-1	0	0	1	1	0	0
at Florida												
at Alabama												
MISSISSIPPI STATE												
at Vanderbilt												
TEXAS A&M												
at Missouri												
at Ole Miss												
GEORGIA												
KENTUCKY												
at Arkansas												
at Tennessee												
ALABAMA												
MISSOURI												
SOUTH CAROLINA												
at LSU												

CAREER HIGHS

Points	13	at Texas A&M	2/4/18
Rebounds	7	vs. ULM	11/29/17
Assists	1	3x; last vs. Nicholls State	11/9/18
Blocks	3	3x; last vs. UL-Lafayette	11/25/18
Steals	3	2x; last at Texas A&M	2/4/18
Field Goals	5	2x; last at Texas A&M	2/4/18
Field Goal Attempts	11	at Texas A&M	2/4/18
3-Point Field Goals	1	3x; last vs. UL-Lafayette	11/25/18
3-Point FG Attempts	5	vs. Vanderbilt	2/12/18
Free Throws	3	at Texas A&M	2/4/18
Free Throw Attempts	5	at Texas A&M	2/4/18

JACKSON'S CAREER STATISTICS

Season	gp-gs	min/avg	Total		3-Point		F-Throws		Rebounds				Scoring							
			fg-fga	pct	fg-fga	pct	ft-fta	pct	off	def	tot	avg	pf	fo	ast	to	blk	stl	pts	avg
2017-18	28-11	270/9.6	23-59	.390	3-24	.125	8-15	.533	14	34	48	1.7	47	1	1	16	22	10	57	2.0
2018-19	14-0	120/8.6	17-32	.531	1-3	.333	4-4	1.000	12	19	31	2.2	30	1	4	8	10	3	39	2.8
TOTAL	42-11	390/9.3	40-91	.440	4-27	.148	12-19	.632	26	53	79	1.9	77	2	5	24	32	13	96	2.3



Emari JONES

#5

Senior • Guard • 6-2

Chicago, Ill.

Shawnee CC / Wheaton North HS

- **Out for season after suffering knee injury vs. Alabama State (12/29)**
- Scored 16 points and hit four 3-pointers in back-to-back games vs. XULA (11/28) and Oklahoma (12/2)
- Career-high 10 rebounds vs. UL-Lafayette (11/25)
- Played career-high 39 minutes at Iowa State, scored 15 points and matched career-high with 4 3-pointers (11/13)
- Played in all 29 games as a junior, starting 16; averaged 5.0 points, 3.2 rebounds in 22.8 minutes
- Tied for second on the team with 29 3-pointers as a junior; shot 29.6% (29-98)
- Career-high 18 points on 6-11 shooting (4-6 3FG) vs. Florida (12/31); matched previous career high (11) by halftime
- Transferred to Auburn from Shawnee CC in Ullin, Ill.; led Shawnee to 30-3 record and conference title as a freshman in 2015-16
- Scored 746 total points as JUCO freshman, which led the nation; scoring average was third nationally

SEASON HIGHS

Points	16	3x; last vs. Coastal Carolina	12/18/18
Rebounds	10	vs. UL-Lafayette	11/25/18
Assists	3	3x; last at Iowa State	11/13/18
Blocks	1	3x; last vs. North Carolina	12/20/18
Steals	3	vs. Coastal Carolina	12/18/18
Field Goals	6	3x; last vs. Oklahoma	12/2/18
Field Goal Attempts	15	vs. Nicholls State	11/9/18
3-Point Field Goals	4	4x; last vs. Coastal Carolina	12/18/18
3-Point FG Attempts	11	vs. Coastal Carolina	12/18/18
Free Throws	3	at Iowa State	11/13/18
Free Throw Attempts	4	at Iowa State	11/13/18

Opponent	Start	Min.	FG-A	3PT-A	FT-A	O-D-T	PF	Ast.	TO	Blk.	St.	Pts.
GRAMBLING STATE	*	28	5-13	3-9	0-0	3-5-8	1	3	3	0	2	13
NICHOLLS STATE	*	31	6-15	1-5	2-2	3-5-8	1	3	2	1	2	15
at New Mexico	*	24	2-10	1-8	0-0	1-1-2	2	2	6	0	1	5
at Iowa State	*	39	4-9	4-8	3-4	3-4-7	4	3	2	0	1	15
LOUISIANA-LAFAYETTE	*	37	3-9	1-4	1-1	5-5-10	3	2	3	0	1	8
at Xavier (La.)	*	31	6-12	4-6	0-0	1-3-4	3	2	2	1	1	16
OKLAHOMA	*	35	6-11	4-9	0-0	0-3-3	2	1	2	0	2	16
at St. Joseph's	*	33	2-4	0-0	0-1	1-2-3	0	1	0	0	0	4
SAMFORD	*	29	2-5	2-3	2-2	0-2-2	3	0	3	0	1	8
vs. Coastal Carolina	*	37	5-13	4-11	2-2	4-2-6	2	0	0	0	3	16
vs. North Carolina	*	38	3-12	1-8	0-0	3-0-3	0	1	2	1	2	7
at Elon	*	22	2-4	1-2	0-0	2-1-3	2	2	1	0	1	5
ALABAMA STATE	*	2	0-1	0-1	0-0	1-0-1	0	0	1	0	0	0
TENNESSEE						--DNP--						
at Florida												
at Alabama												
MISSISSIPPI STATE												
at Vanderbilt												
TEXAS A&M												
at Missouri												
at Ole Miss												
GEORGIA												
KENTUCKY												
at Arkansas												
at Tennessee												
ALABAMA												
MISSOURI												
SOUTH CAROLINA												
at LSU												

CAREER HIGHS

Points	18	vs. Florida	12/31/17
Rebounds	10	vs. UL-Lafayette	11/25/18
Assists	4	at Ole Miss	2/16/17
Blocks	2	at LSU	1/18/18
Steals	3	4x; last vs. Coastal Carolina	12/18/18
Field Goals	6	4x; last vs. Oklahoma	12/2/18
Field Goal Attempts	15	vs. Nicholls State	11/9/18
3-Point Field Goals	4	5x; last vs. Coastal Carolina	12/18/18
3-Point FG Attempts	11	vs. Coastal Carolina	12/18/18
Free Throws	4	vs. Alabama	1/28/18
Free Throw Attempts	5	at Missouri	1/26/17

JONES' CAREER STATISTICS (at Auburn)

Season	gp-gs	min/avg	Total		3-Point		F-Throws		Rebounds				Scoring							
			fg-fga	pct	fg-fga	pct	ft-fta	pct	off	def	tot	avg	pf	fo	ast	to	blk	stl	pts	avg
2016-17	31-0	278/9.0	25-76	.329	11-42	.262	23-30	.767	16	24	40	1.3	28	0	13	18	2	12	84	2.7
2017-18	29-16	660/22.8	49-146	.336	29-98	.296	19-24	.792	41	52	93	3.2	75	4	16	39	2	32	146	5.0
2018-19	13-13	384/29.5	46-118	.390	26-74	.351	10-12	.833	26	33	59	4.5	23	0	20	27	3	17	128	9.8
TOTAL	73-29	1322/18.1	120-340	.353	66-214	.308	52-66	.788	83	109	192	2.6	126	4	49	84	7	61	358	4.9



Kiyae' WHITE

#10

Redshirt Freshman • Forward • 6-2

Macungie, Pa.

Emmaus HS

- Scored 4 points at St. Joseph's, including a steal and fast-break basket to cap a 9-0 Auburn run in 4th quarter (12/6)
- Made first collegiate appearance vs. Grambling (11/6); had 3 points, 4 rebounds in 12 minutes of action
- Redshirted 2017-18 season due to injury
- Ranked as No. 20 forward nationally out of high school
- Three brothers all played football at West Virginia; brother, Kevin White, plays for Chicago Bears

SEASON/CAREER HIGHS

Points	5	vs. Samford	12/16/18
Rebounds	4	4x; last vs. Alabama State	12/29/18
Assists	2	3x; last at XULA	11/28/18
Blocks			
Steals	1	2x; last vs. Coastal Carolina	12/18/18
Field Goals	2	2x; last vs. Samford	12/16/18
Field Goal Attempts	4	vs. Alabama State	12/29/18
3-Point Field Goals			
3-Point FG Attempts			
Free Throws	2	vs. Alabama State	12/29/18
Free Throw Attempts	3	vs. Alabama State	12/29/18

Opponent	Start	Min.	FG-A	3PT-A	FT-A	O-D-T	PF	Ast.	TO	Blk.	St.	Pts.
GRAMBLING STATE		12	1-2	0-0	1-2	2-2-4	1	2	1	0	0	3
NICHOLLS STATE		11	1-3	0-0	0-0	0-0-0	1	2	1	0	0	2
at New Mexico		1	0-1	0-0	0-0	1-0-1	0	0	0	0	0	0
at Iowa State		2	0-0	0-0	0-0	0-0-0	0	0	0	0	0	0
LOUISIANA-LAFAYETTE		6	0-1	0-0	0-0	0-0-0	0	0	1	0	0	0
at Xavier (La.)		14	0-3	0-0	0-0	2-1-3	2	2	1	0	0	0
OKLAHOMA		3	1-2	0-0	0-0	1-0-1	1	0	0	0	0	2
at St. Joseph's		10	2-3	0-0	0-0	2-2-4	2	0	0	0	1	4
SAMFORD		12	2-3	0-0	1-1	2-2-4	1	0	0	0	0	5
vs. Coastal Carolina		3	1-2	0-0	0-0	0-0-0	1	0	0	0	1	2
vs. North Carolina						--DNP--						
at Elon		8	0-1	0-0	0-0	1-2-3	2	0	1	0	0	0
ALABAMA STATE		11	1-4	0-0	2-3	3-1-4	2	0	0	0	0	4
TENNESSEE						--DNP--						
at Florida												
at Alabama												
MISSISSIPPI STATE												
at Vanderbilt												
TEXAS A&M												
at Missouri												
at Ole Miss												
GEORGIA												
KENTUCKY												
at Arkansas												
at Tennessee												
ALABAMA												
MISSOURI												
SOUTH CAROLINA												
at LSU												

WHITE'S CAREER STATISTICS

Season	gp-gs	min/avg	Total		3-Point		F-Throws		Rebounds					Scoring						
			fg-fga	pct	fg-fga	pct	ft-fa	pct	off	def	tot	avg	pf	fo	ast	to	blk	stl	pts	avg
2018-19	12-0	94/7.8	9-25	.360	0-0	.000	4-6	.667	14	10	24	2.0	13	0	6	5	0	2	22	1.8
TOTAL	12-0	94/7.8	9-25	.360	0-0	.000	4-6	.667	14	10	24	2.0	13	0	6	5	0	2	22	1.8



Unique THOMPSON

#20

Sophomore • Forward • 6-3

Theodore, Ala.

****2018 SEC All-Freshman Team****

Faith Academy

• 2018-19 Preseason All-SEC; 2018 SEC All-Freshman Team

- Has 6 double-doubles this season; 13 career double-doubles ranks 10th all-time at Auburn
- Season-high 21 points along with 18 rebounds while playing career-high 43 minutes in OT win over North Carolina (12/20)
- Career-high 19 rebounds with 19 points for second double-double of season at New Mexico (11/9)
- Started 27 games as a freshman; was Auburn's third-leading scorer with 11.5 points/game
- Led Auburn and all SEC freshmen with 8.4 rebounds/game; seventh-best among all SEC players
- Had 7 double-doubles as freshman, tying DeWanna Bonner for the Auburn freshman record
- Her 29 points at UL-Lafayette were 2nd most ever by Auburn freshman, most since Becky Jackson had 38 in 1980
- Became first Auburn freshman since Katie Frerking in 2013 to earn start in first collegiate game; had 9 points and season-high 16 rebounds at VT

SEASON HIGHS

Points	21	vs. North Carolina	12/20/18
Rebounds	19	at New Mexico	11/11/18
Assists	4	at St. Joseph's	12/6/18
Blocks	3	vs. Alabama State	12/29/18
Steals	4	2x; last vs. UL-Lafayette	11/25/18
Field Goals	10	vs. North Carolina	12/20/18
Field Goal Attempts	18	vs. North Carolina	12/20/18
3-Point Field Goals			
3-Point FG Attempts			
Free Throws	6	vs. Oklahoma	12/2/18
Free Throw Attempts	9	at Iowa State	11/13/18

Opponent	Start	Min.	FG-A	3PT-A	FT-A	O-D-T	PF	Ast.	TO	Blk.	St.	Pts.
GRAMBLING STATE	*	27	5-8	0-0	4-6	3-10-13	4	1	2	2	1	14
NICHOLLS STATE	*	24	3-7	0-0	0-0	1-9-10	4	1	3	2	4	6
at New Mexico	*	35	7-13	0-0	5-7	8-11-19	1	0	4	1	1	19
at Iowa State	*	36	7-11	0-0	5-9	4-10-14	3	2	2	2	1	19
LOUISIANA-LAFAYETTE	*	31	7-12	0-0	2-5	3-10-13	3	0	4	1	4	16
at Xavier (La.)	*	24	6-10	0-0	3-4	3-5-8	2	0	1	1	3	15
OKLAHOMA	*	30	4-7	0-0	6-8	5-12-17	1	3	3	0	1	14
at St. Joseph's	*	34	5-10	0-0	2-4	2-4-6	2	4	2	0	2	12
SAMFORD	*	23	2-7	0-0	1-2	0-6-6	0	0	1	1	3	5
vs. Coastal Carolina	*	21	5-7	0-0	1-3	7-0-7	5	0	1	0	0	11
vs. North Carolina	*	43	10-18	0-0	1-3	11-7-18	2	1	1	1	3	21
at Elon	*	25	6-7	0-0	2-2	3-3-6	1	2	3	0	0	14
ALABAMA STATE	*	20	2-3	0-0	2-2	4-4-8	2	2	1	3	3	6
TENNESSEE	*	36	8-15	0-0	3-4	7-5-12	2	2	1	1	2	19

at Florida
 at Alabama
 MISSISSIPPI STATE
 at Vanderbilt
 TEXAS A&M
 at Missouri
 at Ole Miss
 GEORGIA
 KENTUCKY
 at Arkansas
 at Tennessee
 ALABAMA
 MISSOURI
 SOUTH CAROLINA
 at LSU

CAREER HIGHS

Points	29	at Louisiana-Lafayette	12/8/17
Rebounds	19	at New Mexico	11/11/18
Assists	4	at St. Joseph's	12/6/18
Blocks	6	vs. Louisiana Tech	11/19/17
Steals	4	2x; last vs. UL-Lafayette	11/25/18
Field Goals	11	2x; last vs. Texas A&M	1/7/18
Field Goal Attempts	18	vs. North Carolina	12/20/18
3-Point Field Goals			
3-Point FG Attempts			
Free Throws	7	at Louisiana-Lafayette	12/8/17
Free Throw Attempts	9	at Iowa State	11/13/18

THOMPSON'S CAREER STATISTICS

Season	gp-gs	min/avg	Total		3-Point		F-Throws		Rebounds				Scoring							
			fg-fga	pct	fg-fga	pct	ft-fta	pct	off	def	tot	avg	pf	fo	ast	to	blk	stl	pts	avg
2017-18	27-26	811/30.0	131-271	.483	0-0	.000	49-87	.563	112	115	227	8.4	63	0	28	66	21	32	311	11.5
2018-19	14-14	408/29.1	77-135	.570	0-0	.000	37-59	.627	61	96	157	11.2	32	1	18	29	15	28	191	13.6
TOTAL	41-40	1219/29.7	208-406	.512	0-0	.000	86-146	.589	173	211	384	9.4	95	1	46	95	36	60	502	12.2



Crystal PRIMM

#23

Redshirt Junior • Guard • 5-11

West Palm Beach, Fla.

Oxbridge Academy / Duke

- Led Auburn with 17 points and career-high 7 rebounds in win at Elon (12/22)
- Career-high 18 points on 9-12 shooting in OT win over North Carolina (12/20)
- Double-digit scoring in 5 of 10 games; back-to-back 14-point nights vs. Oklahoma (12/2) and St. Joseph's (12/6)
- 14 points, 6 rebounds, 8-10 FTs - all in second half - vs. Coastal Carolina (12/18)
- Career-high 5 steals along with 8 points, 4 rebounds, 4 assists vs. Nicholls State (11/9)
- Scored 15 points in 22 minutes in Auburn debut vs. Grambling (11/6)
- Enrolled at Auburn in summer of 2017; redshirted 2017-18 season after transferring from Duke
- Played in 33 games off the bench as sophomore at Duke; averaged 2.5 points, 1.6 rebounds
- Started 14 games as freshman, averaging 4.6 points, 2.6 rebounds; career-high 15 points at Kentucky

SEASON HIGHS

Points	18	vs. North Carolina	12/20/18
Rebounds	7	at Elon	12/22/18
Assists	4	vs. Nicholls State	11/9/18
Blocks	1	4x; last vs. North Carolina	12/20/18
Steals	5	vs. Nicholls State	11/9/18
Field Goals	9	vs. North Carolina	12/20/18
Field Goal Attempts	12	vs. North Carolina	12/20/18
3-Point Field Goals			
3-Point FG Attempts	1	3x; last vs. UL-Lafayette	11/25/18
Free Throws	8	vs. Coastal Carolina	12/18/18
Free Throw Attempts	10	vs. Coastal Carolina	12/18/18

Opponent	Start	Min.	FG-A	3PT-A	FT-A	O-D-T	PF	Ast.	TO	Blk.	St.	Pts.
GRAMBLING STATE	*	22	6-8	0-1	3-3	4-0-4	5	0	4	0	0	15
NICHOLLS STATE	*	27	4-9	0-1	0-0	2-2-4	2	4	3	0	5	8
at New Mexico	*	32	3-7	0-0	4-4	2-4-6	2	1	1	0	1	10
at Iowa State	*	34	3-7	0-1	1-2	0-1-1	2	0	2	1	0	7
LOUISIANA-LAFAYETTE	*	24	4-8	0-1	1-1	0-2-2	4	1	3	0	2	9
at Xavier (La.)	*	24	0-1	0-0	4-6	1-1-2	3	1	1	0	1	4
OKLAHOMA	*	26	6-11	0-0	2-3	2-1-3	4	1	2	1	3	14
at St. Joseph's	*	27	5-6	0-0	4-4	1-3-4	0	2	2	0	1	14
SAMFORD	*	20	3-8	0-0	3-4	1-1-2	1	2	3	1	2	9
vs. Coastal Carolina	*	25	3-8	0-0	8-10	2-4-6	3	1	3	0	2	14
vs. North Carolina	*	30	9-12	0-0	0-0	4-2-6	2	0	4	1	4	18
at Elon	*	26	7-10	0-0	3-3	5-2-7	2	2	1	0	2	17
ALABAMA STATE	*	24	3-4	0-0	6-8	2-2-4	1	2	1	0	3	12
TENNESSEE	*	31	6-10	0-0	4-6	3-2-5	4	2	2	0	1	16
at Florida												
at Alabama												
MISSISSIPPI STATE												
at Vanderbilt												
TEXAS A&M												
at Missouri												
at Ole Miss												
GEORGIA												
KENTUCKY												
at Arkansas												
at Tennessee												
ALABAMA												
MISSOURI												
SOUTH CAROLINA												
at LSU												

CAREER HIGHS (incl. 2 years @ Duke)

Points	18	vs. North Carolina	12/20/18
Rebounds	7	at Elon	12/22/18
Assists	4	2x; last vs. Nicholls State	11/9/18
Blocks	1	3x; last vs. Samford	12/16/18
Steals	5	vs. Nicholls State	11/9/18
Field Goals	9	vs. North Carolina	12/20/18
Field Goal Attempts	12	vs. North Carolina	12/20/18
3-Point Field Goals			
3-Point FG Attempts	1	4x; last vs. UL-Lafayette	11/25/18
Free Throws	8	vs. Coastal Carolina	12/18/18
Free Throw Attempts	10	vs. Coastal Carolina	12/18/18

PRIMM'S CAREER STATISTICS (at Auburn)

Season	gp-gs	min/avg	Total		3-Point		F-Throws		Rebounds				Scoring							
			fg-fga	pct	fg-fga	pct	ft-fta	pct	off	def	tot	avg	pf	fo	ast	to	blk	stl	pts	avg
2018-19	14-14	370/26.4	62-109	.569	0-4	.000	43-54	.796	29	27	56	4.0	35	1	19	32	4	27	167	11.9
TOTAL	14-14	370/26.4	62-109	.569	0-4	.000	43-54	.796	29	27	56	4.0	35	1	19	32	4	27	167	11.9



Erin HOWARD

#24

Freshman • Guard/Forward • 6-1

Madison, Wis.

Madison East HS

- Made first collegiate start vs. Tennessee (1/3); scored career-high 11 points in 33 minutes
- Career-high 7 rebounds; hit record-setting 14th Auburn 3-pointer in win at Elon (12/22)
- Had steal-and-score at end of 1st half vs. Oklahoma to give Auburn 14-point halftime lead; finished with 4 points, 4 rebounds, 3 assists (12/2)
- Hit first two career 3-pointers, including buzzer-beater at end of 3rd quarter, in win over New Mexico (11/11); finished with 8 points
- Played 11 minutes in first collegiate game vs. Grambling; finished with 2 points, 3 rebounds, 2 steals (11/6)
- Ranked as No. 21 forward nationally by ESPN HoopGurlz
- Named to USA Today All-Wisconsin First Team
- Averaged 17.4 points, 11.1 rebounds, 3.9 assists as high school senior
- First Auburn women's basketball player from state of Wisconsin


SEASON HIGHS

Points	11	vs. Tennessee	1/3/19
Rebounds	7	2x; last vs. Alabama State	12/29/18
Assists	3	2x; last at Elon	12/22/18
Blocks	2	2x; last vs. Alabama State	12/29/18
Steals	2	4x; last vs. Alabama State	12/29/18
Field Goals	4	vs. Tennessee	1/3/19
Field Goal Attempts	13	vs. Alabama State	12/29/18
3-Point Field Goals	3	vs. Tennessee	1/3/19
3-Point FG Attempts	9	vs. Alabama State	12/29/18
Free Throws	2	at New Mexico	11/11/18
Free Throw Attempts	2	at New Mexico	11/11/18

Opponent	Start	Min.	FG-A	3PT-A	FT-A	O-D-T	PF	Ast.	TO	Blk.	St.	Pts.
GRAMBLING STATE		11	1-4	0-2	0-0	2-1-3	1	1	0	0	2	2
NICHOLLS STATE		11	0-2	0-2	0-0	0-2-2	1	0	0	1	2	0
at New Mexico		20	2-4	2-3	2-2	0-1-1	2	1	1	1	0	8
at Iowa State		8	0-1	0-1	0-0	0-0-0	2	1	1	0	0	0
LOUISIANA-LAFAYETTE						--DNP--						
at Xavier (La.)		12	2-6	1-5	0-0	0-0-0	2	1	1	1	0	5
OKLAHOMA		11	2-4	0-1	0-0	2-2-4	1	3	0	0	1	4
at St. Joseph's		10	0-1	0-0	0-0	0-0-0	1	0	1	0	0	0
SAMFORD		12	0-3	0-2	0-0	0-0-0	0	1	1	1	0	0
vs. Coastal Carolina		14	2-4	0-2	0-0	1-3-4	2	0	0	0	0	4
vs. North Carolina		14	1-2	1-2	0-0	0-1-1	0	0	0	0	2	3
at Elon		18	2-5	2-4	0-0	2-5-7	2	3	1	2	0	6
ALABAMA STATE		29	2-13	1-9	0-0	2-5-7	3	2	1	2	2	5
TENNESSEE	*	33	4-8	3-7	0-0	3-1-4	3	0	0	0	1	11
at Florida												
at Alabama												
MISSISSIPPI STATE												
at Vanderbilt												
TEXAS A&M												
at Missouri												
at Ole Miss												
GEORGIA												
KENTUCKY												
at Arkansas												
at Tennessee												
ALABAMA												
MISSOURI												
SOUTH CAROLINA												
at LSU												

HOWARD'S CAREER STATISTICS

Season	gp-gs	min/avg	Total		3-Point		F-Throws		Rebounds				Scoring							
			fg-fga	pct	fg-fga	pct	ft-fta	pct	off	def	tot	avg	pf	fo	ast	to	blk	stl	pts	avg
2018-19	13-1	210/16.2	18-57	.316	10-40	.250	2-2	1.000	12	21	33	2.5	20	0	13	7	8	10	48	3.7
TOTAL	13-1	210/16.2	18-57	.316	10-40	.250	2-2	1.000	12	21	33	2.5	20	0	13	7	8	10	48	3.7



Janiah McKAY

#33

Senior • Guard • 5-6

Gainesville, Fla.

Gainesville HS

• 2018 Preseason All-SEC Second Team

- Three straight 20-point games: 21 at St. Joseph's, 20 vs. Samford, 21 vs. Coastal Carolina; Auburn's leading scorer in each game
- Season-high 21 points along with 4 steals and 4 assists at St. Joseph's; was 7-of-8 at FT line in 4th quarter to clinch win (12/6)
- Named to Preseason WNIT All-Tournament Team; averaged 15.6 points, 5.3 assists in the tournament
- Recorded second career double-double with 16 points, 10 assists in season-opener vs. Grambling (11/6)
- Led Auburn with 16.6 points, 4.4 assists per game as a junior; also Auburn's leading free throw shooter at 82.8% (130-157)
- Scored 25+ points in three straight games in '18 (TAMU, SC, Arkansas), first Auburn player since DeWanna Bonner (2009) to accomplish that feat
- Matched career-high with 29 points along with 5 assists and 5 steals in win over Louisiana Tech (11/19); also had 29 vs. UT and Alabama in 2016-17

SEASON HIGHS

Points	21	3x; last vs. North Carolina	12/20/18
Rebounds	5	2x; last at Iowa State	11/13/18
Assists	10	vs. Grambling	11/6/18
Blocks	2	vs. Grambling	11/6/18
Steals	4	3x; last vs. North Carolina	12/20/18
Field Goals	7	vs. Coastal Carolina	12/18/18
Field Goal Attempts	18	vs. North Carolina	12/20/18
3-Point Field Goals	3	at Iowa State	11/13/18
3-Point FG Attempts	5	at Iowa State	11/13/18
Free Throws	10	vs. North Carolina	12/20/18
Free Throw Attempts	13	vs. North Carolina	12/20/18

Opponent	Start	Min.	FG-A	3PT-A	FT-A	O-D-T	PF	Ast.	TO	Blk.	St.	Pts.
GRAMBLING STATE	*	28	6-8	2-2	2-2	0-2-2	3	10	1	2	3	16
NICHOLLS STATE	*	31	5-12	0-2	4-4	0-3-3	4	7	2	0	3	14
at New Mexico	*	39	6-12	1-1	6-8	1-4-5	2	6	2	0	3	19
at Iowa State	*	36	5-14	3-5	1-2	0-5-5	4	3	4	0	1	14
LOUISIANA-LAFAYETTE	*	34	4-10	1-3	4-4	1-1-2	3	6	5	0	3	13
at Xavier (La.)	*	27	4-7	0-2	1-3	0-0-0	0	7	4	0	2	9
OKLAHOMA	*	29	3-11	0-2	0-0	1-0-1	4	1	1	0	1	6
at St. Joseph's	*	28	6-10	0-2	9-10	0-1-1	1	4	4	0	4	21
SAMFORD	*	26	6-12	1-2	7-8	1-3-4	0	4	2	0	4	20
vs. Coastal Carolina	*	33	7-13	0-4	7-9	0-2-2	1	4	5	0	1	21
vs. North Carolina	*	37	5-18	1-4	10-13	1-3-4	3	4	2	0	4	21
at Elon	*	24	6-8	1-2	0-0	1-2-3	1	4	1	0	1	13
ALABAMA STATE	*	18	0-6	0-0	7-7	0-1-1	2	3	0	0	2	7
TENNESSEE	*	30	2-11	1-3	5-6	1-0-1	2	2	3	0	2	10
at Florida												
at Alabama												
MISSISSIPPI STATE												
at Vanderbilt												
TEXAS A&M												
at Missouri												
at Ole Miss												
GEORGIA												
KENTUCKY												
at Arkansas												
at Tennessee												
ALABAMA												
MISSOURI												
SOUTH CAROLINA												
at LSU												

CAREER HIGHS

Points	29	3x; last vs. Louisiana Tech	11/19/17
Rebounds	8	vs. North Carolina A&T	11/16/17
Assists	13	vs. Ole Miss	1/8/17
Blocks	2	vs. Grambling	11/6/18
Steals	6	2x; last vs. Xavier (La.)	12/28/17
Field Goals	11	4x; last at Mississippi State	2/22/18
Field Goal Attempts	25	vs. Alabama	2/20/17
3-Point Field Goals	5	at Towson	12/20/15
3-Point FG Attempts	9	at Towson	12/20/15
Free Throws	12	vs. Arkansas	1/14/18
Free Throw Attempts	14	2x; last vs. Arkansas	1/14/18

McKAY'S CAREER STATISTICS

Season	gp-gs	min/avg	Total		3-Point		F-Throws		Rebounds				Scoring							
			fg-fga	pct	fg-fga	pct	ft-fa	pct	off	def	tot	avg	pf	fo	ast	to	blk	stl	pts	avg
2015-16	33-19	894/27.1	104-285	.365	28-100	.280	69-101	.683	17	48	65	2.0	72	1	76	119	4	43	305	9.2
2016-17	32-32	906/28.3	145-397	.365	14-63	.222	110-148	.743	11	50	61	1.9	63	1	109	73	0	43	414	12.9
2017-18	29-28	936/32.3	168-419	.401	14-57	.246	130-157	.828	14	87	101	3.5	62	2	129	96	1	68	480	16.6
2018-19	14-14	421/30.1	65-152	.428	11-34	.324	63-76	.829	7	27	34	2.4	30	0	65	36	2	34	204	14.6
TOTAL	108-93	3157/29.2	482-1253	.385	67-254	.264	372-482	.772	49	212	261	2.4	227	4	379	324	7	188	1403	13.0



Natalie KELLY

#35

Freshman • Forward • 6-3

Albany, La.

Albany HS

- Played 3 minutes in collegiate debut vs. Grambling; had 1 points, 1 rebound (11/6)
- Ranked as No. 38 post player in nation, according to ESPN HoopGurlz
- Averaged 17.1 points, 12.1 rebounds, 3.3 steals as high school senior
- Set school record for single-season rebounds with 379 as a junior

SEASON/CAREER HIGHS

Points	2	vs. UL-Lafayette	11/25/18
Rebounds	3	2x; last vs. Alabama State	12/29/18
Assists			
Blocks	1	2x; last vs. Alabama State	12/29/18
Steals	1	at XULA	11/28/18
Field Goals	1	vs. UL-Lafayette	11/25/18
Field Goal Attempts	2	vs. UL-Lafayette	11/25/18
3-Point Field Goals			
3-Point FG Attempts			
Free Throws	1	3x; last vs. Alabama State	12/29/18
Free Throw Attempts	2	4x; last vs. Alabama State	12/29/18

Opponent	Start	Min.	FG-A	3PT-A	FT-A	O-D-T	PF	Ast.	TO	Blk.	St.	Pts.
GRAMBLING STATE		3	0-0	0-0	1-2	1-0-1	0	0	3	0	0	1
NICHOLLS STATE						--DNP--						
at New Mexico						--DNP--						
at Iowa State						--DNP--						
LOUISIANA-LAFAYETTE	4		1-2	0-0	0-2	0-0-0	0	0	0	1	0	2
at Xavier (La.)	7		0-1	0-0	1-2	0-0-0	1	0	1	0	1	1
OKLAHOMA	1		0-0	0-0	0-0	0-0-0	0	0	0	0	0	0
at St. Joseph's	1		0-0	0-0	0-0	0-0-0	0	0	0	0	0	0
SAMFORD	10		0-1	0-0	0-0	1-2-3	1	0	1	0	0	0
vs. Coastal Carolina	8		0-0	0-0	0-0	0-1-1	0	0	2	0	0	0
vs. North Carolina						--DNP--						
at Elon	3		0-0	0-0	0-0	0-0-0	0	0	0	0	0	0
ALABAMA STATE	8		0-0	0-0	1-2	3-0-3	1	0	1	1	0	1
TENNESSEE						--DNP--						
at Florida												
at Alabama												
MISSISSIPPI STATE												
at Vanderbilt												
TEXAS A&M												
at Missouri												
at Ole Miss												
GEORGIA												
KENTUCKY												
at Arkansas												
at Tennessee												
ALABAMA												
MISSOURI												
SOUTH CAROLINA												
at LSU												

KELLY'S CAREER STATISTICS

Season	gp-gs	min/avg	Total		3-Point		F-Throws		Rebounds				Scoring							
			fg-fga	pct	fg-fga	pct	ft-fa	pct	off	def	tot	avg	pf	fo	ast	to	blk	stl	pts	avg
2018-19	9-0	45/5.0	1-4	.250	0-0	.000	3-8	.375	6	3	9	1.0	3	0	0	8	2	1	5	0.6
TOTAL	9-0	45/5.0	1-4	.250	0-0	.000	3-8	.375	6	3	9	1.0	3	0	0	8	2	1	5	0.6

Game 1: Nov. 6, 2018
Auburn 97, Grambling 48
Auburn Arena
Auburn, Ala.

Official Basketball Box Score -- Game Totals -- Final Statistics
 Grambling State vs Auburn
 11/06/18 5:30 pm at Auburn Arena -- Auburn, Ala.

#	Player	Total			3-Ptr			Rebounds			PF	TP	A	T	Bk	Stl	Min
		FG	FGA	FT	FTA	FG	FGA	FT	FTA	Off							
17	CONNALLY-BANKS, M	1-5	0-0	0-0	1	1	2	3	2	1	0	0	2	0	0	17	
02	HILL, Sha'kyia	1-5	0-3	8-12	2	4	6	3	18	5	4	0	3	34	3	34	
11	WILLIAMS, Ariel	2-6	1-2	0-0	0	2	3	5	0	4	0	1	20	0	0	20	
22	COLEMAN, Justice	5-11	0-1	0-0	1	1	2	3	4	0	0	0	1	29	0	29	
23	VANCEY, Mylsharra	1-5	0-1	2-2	2	0	2	4	1	2	0	0	0	22	0	22	
03	FORTE, Jasmine	1-5	0-1	0-0	1	1	1	1	1	0	0	0	0	17	0	17	
03	PARSONS, Takerria	0-1	0-0	1-2	0	1	1	1	0	0	0	0	0	8	0	8	
05	BODY, Markisha	1-4	1-3	2-2	2	0	2	0	5	0	0	0	0	10	0	10	
15	PARAMORE, Candice	0-2	0-1	0-0	1	2	3	0	0	1	2	0	1	7	0	7	
21	LONDONO, Catriona	1-5	0-1	0-0	0	0	0	1	2	0	4	0	1	21	0	21	
32	HENDERSON, Hannah	1-1	1-1	2-2	0	1	1	3	5	0	1	0	1	15	0	15	
Totals		15-58	3-15	15-20	13	13	20	48	9	30	0	10	200				

#	Player	FG	FGA	FT	FTA	Off	Def	PF	TP	A	T	Bk	Stl	Min
20	Unique Thompson	5-8	0-0	4-6	3	10	13	4	14	1	2	2	1	27
00	Daisa Alexander	6-14	1-6	0-0	2	6	8	1	13	3	3	0	0	35
05	Emari Jones	5-13	3-9	0-0	3	5	8	1	13	3	0	0	2	28
23	Crystal Primm	6-8	0-1	3-3	4	0	4	1	5	0	4	0	0	22
33	Janiah McKay	6-8	2-2	2-2	0	2	3	16	10	1	2	3	0	28
01	Robyn Benton	6-12	3-8	1-2	0	1	1	0	16	3	1	1	3	24
04	Abigayle Jackson	2-2	0-0	0-0	3	2	5	2	4	1	1	0	1	10
10	Kiyae' White	1-2	0-0	1-2	2	2	4	1	3	2	1	0	0	12
24	Erin Howard	1-4	0-2	0-0	2	3	1	2	1	0	0	2	11	11
35	Natalie Kelly	0-0	0-0	1-2	1	0	1	0	0	0	3	0	0	3
Totals		38-71	9-28	12-17	20	43	53	18	97	24	18	6	11	200

Officials: Mark Zentz, Billy Smith, Carmen Portomoral
 Technical fouls: Grambling State-None; Auburn-None.
 Attendance: 1657

Score by periods	1st	2nd	3rd	4th	Total
Grambling State	15	5	16	12	48
Auburn	26	18	24	29	97

Last FG - GRAMWBS 4th-00:35, AU 4th-00:09.
 Largest lead - GRAMWBS by 4 1st-08:38, AU by 49 4th-00:09.
 GRAMWBS led for 02:56, AU led for 36:47. Game was tied for 00:17.

Game 2: Nov. 9, 2018
Auburn 80, Nicholls State 59
Auburn Arena
Auburn, Ala.
Preseason WNIT - Round 1

Official Basketball Box Score -- Game Totals -- Final Statistics
 Nicholls vs Auburn
 11/09/18 6:00 pm at Auburn Arena -- Auburn, Ala.

#	Player	Total			3-Ptr			Rebounds			PF	TP	A	T	Bk	Stl	Min
		FG	FGA	FT	FTA	FG	FGA	FT	FTA	Off							
33	Washington, Brynna	0-2	0-0	0-0	1	4	5	2	0	0	1	0	0	28	0	28	
05	Hamilton, Aird	2-5	1-2	2-2	0	4	4	2	7	5	2	0	1	33	0	33	
13	Heinemann, Kinzie	3-6	3-5	0-0	0	1	1	9	2	3	0	0	0	29	0	29	
20	Barros, Cassidy	6-11	2-5	6-6	8	11	2	20	4	5	0	2	40	0	40		
32	Collins, Destiny	5-16	2-7	1-1	0	1	1	13	2	6	0	0	3	27	0	27	
01	Wilson, Bree	0-2	0-2	0-0	0	1	1	0	0	0	0	0	0	7	0	7	
11	Mann, Adrian	1-4	1-5	1-4	1	2	0	0	1	4	2	0	0	16	0	16	
15	Bowie, Lauryn	3-4	0-0	0-0	0	0	0	4	6	0	0	0	0	10	0	10	
22	Johnson, Loan-Anh	0-1	0-0	0-0	0	1	0	0	0	0	2	0	0	5	0	5	
25	Ezechukwu, Chrystal	0-1	0-0	0-0	0	1	0	1	0	0	0	0	1	5	0	5	
Totals		20-53	9-24	10-11	6	22	28	14	59	16	24	0	7	200			

#	Player	FG	FGA	FT	FTA	Off	Def	PF	TP	A	T	Bk	Stl	Min
20	Unique Thompson	7-12	2-5	4-5	3	2	5	0	20	1	1	0	2	31
05	Emari Jones	6-15	1-5	2-2	3	5	8	1	15	3	2	1	31	
23	Crystal Primm	4-9	0-1	0-0	2	2	4	2	8	4	3	0	5	27
33	Janiah McKay	5-12	0-2	4-4	0	3	3	4	14	7	2	0	3	31
01	Robyn Benton	4-8	1-3	0-0	0	1	3	9	0	1	1	0	18	
04	Abigayle Jackson	2-3	0-0	2-2	4	2	6	1	6	1	3	0	0	16
10	Kiyae' White	1-3	0-0	0-0	0	0	0	1	2	2	1	0	0	11
24	Erin Howard	0-2	0-2	0-0	0	2	2	1	0	0	1	2	11	
Totals		32-71	4-18	12-13	14	28	42	17	80	19	16	5	18	200

Officials: Neerita Williams, David Jenkins, Simone Reid
 Technical fouls: Nicholls-None; Auburn-None.
 Attendance: 2316
 Preseason WNIT - First Round

Score by periods	1st	2nd	3rd	4th	Total
Nicholls	10	16	17	16	59
Auburn	23	14	27	16	80

Last FG - NICH 4th-00:29, AU 4th-00:48.
 Largest lead - NICH None, AU by 29 4th-00:21.
 NICH led for 00:00, AU led for 39:45. Game was tied for 00:14.

Game 3: Nov. 11, 2018
Auburn 79, New Mexico 76
The Pit
Albuquerque, N.M.
Preseason WNIT - Quarterfinal

Official Basketball Box Score -- Game Totals -- Final Statistics
 Auburn vs New Mexico
 11/11/18 2:00 pm at Albuquerque, N.M. - The Pit

#	Player	Total			3-Ptr			Rebounds			PF	TP	A	T	Bk	Stl	Min
		FG	FGA	FT	FTA	FG	FGA	FT	FTA	Off							
20	Unique Thompson	7-13	0-0	5-7	8	11	19	1	19	0	4	1	1	35	0	35	
00	Daisa Alexander	6-16	4-4	2-4	1	3	4	14	0	2	0	0	3	28	0	28	
05	Emari Jones	2-10	1-8	0-0	1	1	2	5	2	6	0	0	1	24	0	24	
23	Crystal Primm	3-7	0-0	4-4	2	4	2	10	1	0	1	0	1	32	0	32	
33	Janiah McKay	6-12	1-1	6-8	1	4	5	19	6	2	0	0	3	19	0	19	
01	Robyn Benton	1-4	0-1	0-0	0	1	1	2	2	1	1	0	1	18	0	18	
04	Abigayle Jackson	1-1	0-0	0-0	0	0	0	3	2	0	0	0	4	4	0	4	
10	Kiyae' White	0-1	0-0	0-0	1	1	0	0	0	0	0	0	0	0	0	0	
24	Erin Howard	2-4	2-2	0-0	0	1	1	2	8	1	1	1	0	20	0	20	
Totals		28-68	4-17	19-25	17	28	45	18	79	11	17	2	10	201			

#	Player	FG	FGA	FT	FTA	Off	Def	PF	TP	A	T	Bk	Stl	Min
21	Nike McClure	1-2	0-0	4-6	7	7	14	2	2	2	1	1	23	
44	Jaisa Nunn	6-6	0-0	4-4	4	0	4	2	16	1	0	0	33	
40	Jayla Everett	7-11	7-10	4-4	3	6	3	25	2	3	0	0	28	
15	Alisa Robertson	3-18	1-7	2-6	0	7	7	4	9	8	5	0	40	
23	Jaedyn De La Cerda	1-5	0-3	2-2	0	1	1	3	4	2	3	0	10	
03	Alhise Hurst	1-5	0-0	0-0	0	0	0	0	2	0	0	0	6	
13	Shaique McGruder	0-0	0-0	0-0	0	1	1	0	0	0	0	0	4	
32	Antonia Anderson	2-6	1-3	4-4	4	8	2	9	2	3	1	1	18	
25	Madi Washington	3-10	3-10	0-0	0	0	2	9	1	0	0	2	28	
Totals		24-63	12-37	16-24	13	26	39	18	76	18	2	11	200	

Officials: Jody Cantrell, Ivy Seales, DeMoya Williams
 Technical fouls: Auburn-None; New Mexico-None.
 Attendance: 4419
 Preseason WNIT - Quarterfinal

Score by periods	1st	2nd	3rd	4th	Total
Auburn	20	16	21	22	79
New Mexico	16	17	23	20	76

Last FG - AU 4th-00:16, UNM 4th-00:41.
 Largest lead - AU by 8 2nd-08:50, UNM by 4 2nd-01:14.
 AU led for 22:08, UNM led for 08:08. Game was tied for 09:44.

AUBURN --Janiah McKay and Unique Thompson both recorded double-doubles as the Auburn women's basketball team posted its highest scoring output of the Terri Williams-Flournoy era with a 97-48 victory over Grambling State Tuesday at Auburn Arena.

Led by 16 points from McKay and freshman Robyn Benton, Auburn (1-0) had six players in double figures, the first time for the Tigers to hit that mark since the 2008-09 season.

Along with the 16 points from McKay and Benton, the Tigers got 15 points from redshirt junior Crystal Primm in her Auburn debut, 14 points from Thompson, and 13 each from Daisa Alexander and Emari Jones.

Thompson posted her eighth career double-double with a team-high 13 rebounds to go with her 14 points. And McKay recorded the second double-double of her career, notching 10 assists to go with her 16 points. It was the first time for Auburn to have two players with a double-double in the same game since the 2015-16 season when Tra'Ce'e Tanner and Brandy Montgomery pulled off the feat.

Auburn shot 53.5 percent from the field, scored 97 points and had 53 rebounds - all higher totals than in any game last season. The Tigers' 97 points were the most of the Coach Flo era and the highest output since scoring 119 against Sam Houston State in 2008 - also the last time the Tigers had at least six players in double-figures.

Every player that dressed for Auburn scored. Sophomore Abigayle Jackson had four points along with five rebounds, and freshmen Kiyae' White (3 points, 4 rebounds), Erin Howard (2 points, 3 rebounds) and Natalie Kelly (1 point, 1 rebound) found the stat sheet in their Auburn debuts.

After Grambling scored the first four points of the game and took a 6-3 lead, Auburn went on a 16-1 run over the next four-plus minutes to take a 19-9 lead. Grambling would get no closer than 9 points the rest of the way. Auburn ended the first half on a 12-0 run to take a 44-20 lead by the break.

AUBURN -- Auburn jumped out to a big early lead and had another strong offensive performance Friday night in an 80-59 win over Nicholls State in the first round of the Preseason Women's NIT.

It was Auburn's second-straight game scoring at least 80 points; the Tigers scored 80 or more just twice all last season. Despite a cold fourth quarter, Auburn shot 45.1% from the field and made 12-of-13 free throws.

Daisa Alexander led Auburn with 20 points while also racking up five rebounds and two steals. Emari Jones added 15 points and pulled down 8 rebounds for the second straight game along with three assists and two steals. Janiah McKay finished with 14 points and seven assists. And Unique Thompson scored six points and pulled down a game-high 10 rebounds to go along with four steals and two blocks while playing just 24 minutes.

Game 4: Nov. 13, 2018
Iowa State 67, Auburn 64
Hilton Coliseum
Ames, Iowa
Preseason WNIT - Semifinal

Official Basketball Box Score -- Game Totals -- Final Statistics
Auburn vs Iowa State
11/13/18 6:35 p.m. at Hilton Coliseum - Ames, Iowa

Auburn 64 • 3-1

##	Player	Total		3-Ptr		Rebounds		PF	TP	A TO	Bk Stl	Min			
		FG	FGA	FT	FTA	Off	Def						Total		
00	Daisa Alexander	2	5	0	3	0	2	2	4	1	2	0	22		
05	Emari Jones	4	9	0	4	3	4	7	4	15	3	2	0	39	
20	Unique Thompson	4	7	1	1	2	0	0	0	1	2	2	1	36	
23	Crystal Primm	3	7	1	2	0	0	0	0	1	2	0	0	34	
33	Janiah McKay	5	14	3	1	2	0	5	4	14	3	0	0	36	
01	Robyn Benton	1	6	0	1	0	0	0	0	1	3	0	0	19	
04	Abigaily Jackson	1	3	0	1	1	2	0	0	0	0	0	0	4	
10	Kiyae White	0	0	0	0	0	0	0	0	0	0	0	0	2	
24	Erin Howard	1	1	0	1	0	0	2	0	1	1	0	0	8	
Team															
Totals		23	56	8	24	10	17	9	27	32	64	10	16	3	200

1st FG %: 31.4 33.3% 2nd: 7.1 53.8% 3rd: 5.1 23.3% 4th: 6.1 31.5% Game: 23.5 41.5% Deadball
 3FG %: 1.4 25.0% 2.5 40.0% 1.7 14.3% 4.8 50.0% 8.24 33.8% Rebounds
 FT %: 2.0 75.0% 4.6 60.7% 6.0 50.0% 4.9 50.0% 10.17 58.8% 5

Iowa State 67 • 3-0

##	Player	Total		3-Ptr		Rebounds		PF	TP	A TO	Bk Stl	Min			
		FG	FGA	FT	FTA	Off	Def						Total		
01	Wise, Madison	5	15	3	10	0	0	7	1	13	1	3	0	40	
21	Carleton, Bridget	4	10	1	5	8	13	0	15	8	2	2	1	40	
24	Joens, Ashley	6	16	5	12	1	2	0	2	3	18	0	1	33	
32	Burkhal, Meredith	5	8	0	2	6	2	8	4	1	10	0	2	1	30
33	Middleton, Alexa	2	7	0	2	0	0	0	1	1	0	4	2	0	26
04	Johnson, Rae	0	1	0	1	2	0	1	1	0	0	1	0	15	
10	Washington, Nia	0	1	0	0	0	0	0	0	0	0	1	0	1	
13	Camber, Adriana	0	1	0	1	2	0	0	0	0	1	0	0	4	
15	Nazewa, Ines	1	2	0	0	3	5	3	5	0	1	0	0	6	
25	Scott, Kristin	0	1	0	0	0	0	1	0	1	0	0	0	1	
Team															
Totals		23	62	9	32	12	24	16	26	42	13	67	13	5	200

1st FG %: 31.3 17.6% 2nd: 6.1 50.0% 3rd: 6.4 42.9% 4th: 8.1 50.0% Game: 23.2 31.1% Deadball
 3FG %: 1.3 10.0% 2.4 40.0% 3.5 50.0% 3.8 37.5% 12.34 50.0% 8

Officials: Brian Hall, Bryan Entelme, Amy Bonner
 Technical fouls: Auburn-None, Iowa State-None.
 Attendance: 9274
 Preseason WNIT - Semifinal
 Fouled out: none

Score by periods

Score by periods	1st	2nd	3rd	4th	Total
Auburn	18	20	7	19	64
Iowa State	13	16	16	22	67

In Off 2nd Fast
 Points Paint T/O Chance Break Bench
 AU 20 19 7 2 5
 ISU 26 19 14 2 7

Score tied - 2 times.
 Lead changed - 1 time.

AMES, Iowa -- A furious comeback by the Auburn women's basketball team fell just short Tuesday night as the Tigers dropped a 67-64 battle at Iowa State in the Preseason WNIT semifinal.

Trailing by 10 with less than two minutes to play, senior Janiah McKay made three straight 3-pointers in less than a minute - the last coming with 41 seconds left - to tie the game at 64-all. But the Tigers were unable to get a shot away in their final two possessions, and a Cyclone layup with 9 seconds to play was the difference.

Sophomore Unique Thompson had her second straight double-double and third of the season with 19 points and 14 rebounds. Emari Jones matched a season-high with 15 points, and McKay's late flurry gave her a 14-point night.

Auburn was playing its third game in five days in three different states and will have traveled over 3,700 miles since Saturday by the time the team returns home Wednesday.

Thompson dominated both ends of the floor in the first half, racking up 16 points and 10 rebounds by halftime. Meanwhile, Iowa State started cold, shooting 18 percent in the first quarter and 28 percent in the first half as the Tigers were able to build an early lead. Auburn led by as many as 15 late in the second quarter before the Cyclones cut the lead to nine at the break, 38-29.

A 3-pointer from Jones to start the second half pushed the Tigers' lead to 12. But from there, the Cyclones caught fire. A 10-0 ISU run cut the lead to two with 6:34 left in the quarter, and a buzzer-beating 3-pointer tied the game at 45-45.

The Cyclones took their first lead nine seconds into the fourth quarter and never trailed again, going on an 8-0 run to push the advantage to 10 points at 64-54 with 2:21 to play. But after a Jones free throw cut the deficit to nine, McKay, who had been quiet most of the night, hit three 3-pointers in a span of 47 seconds to tie the game.

Auburn shot 41.1% for the game, but just 31% in the second half. Meanwhile, Iowa State shot 47% in the second half, including 40% on 3-pointers. The Cyclones won the rebounding battle 42-36, including 16 offensive rebounds which turned into 14 second-chance points.

Game 5: Nov. 25, 2018
Auburn 71, Louisiana-Lafayette 59
Auburn Arena
Auburn, Ala.

Official Basketball Box Score -- Game Totals -- Final Statistics
Auburn vs Louisiana
11/25/18 2:00 p.m. at Auburn Arena -- Auburn, Ala.

Louisiana 59 • 2-3

##	Player	Total		3-Ptr		Rebounds		PF	TP	A TO	Bk Stl	Min			
		FG	FGA	FT	FTA	Off	Def						Total		
05	Mathis,Jomyra	1	9	0	2	2	3	6	5	4	2	0	23		
11	Goodwin,Skyler	1	4	0	2	0	0	3	0	0	2	0	0	31	
35	Doucet,TyReona	6	15	0	1	4	9	13	3	13	0	2	2	38	
02	Williams,Brandi	9	13	2	7	8	0	2	2	15	0	4	0	39	
15	Morrison,Diamond	3	5	1	3	0	0	2	2	3	7	0	0	16	
04	Rivera,Caroline	0	0	0	0	0	0	2	2	0	0	3	0	15	
10	Courmyer,Andrea	4	8	2	4	0	0	2	3	10	4	4	0	22	
26	Womack,Jazmyne	2	6	0	1	4	5	1	1	8	0	3	0	16	
Team															
Totals		20	60	5	17	14	16	13	24	37	19	59	6	26	200

1st FG %: 41.3 30.8% 2nd: 4.6 25.0% 3rd: 5.1 26.3% 4th: 7.2 58.3% Game: 20.40 33.3% Deadball
 3FG %: 2.6 33.3% 1.4 25.0% 0.3 9.0% 2.4 50.0% 5.12 24.9% Rebounds
 FT %: 3.3 100.0% 4.4 100.0% 6.6 66.7% 3.3 100.0% 14.16 87.5% 2

Auburn 71 • 4-1

##	Player	Total		3-Ptr		Rebounds		PF	TP	A TO	Bk Stl	Min			
		FG	FGA	FT	FTA	Off	Def						Total		
20	Unique Thompson	7	12	0	0	2	5	10	13	3	16	0	4	31	
00	Daisa Alexander	9	18	1	1	0	0	1	1	3	8	6	0	3	26
05	Emari Jones	9	9	1	4	1	1	5	5	10	3	8	2	0	37
23	Crystal Primm	6	4	0	1	1	0	2	2	4	9	1	3	0	24
33	Janiah McKay	6	10	1	3	4	4	1	2	3	13	6	5	0	31
01	Robyn Benton	5	7	2	3	3	4	1	1	2	15	1	0	0	24
04	Abigaily Jackson	2	4	1	2	0	0	0	4	2	5	1	0	3	14
10	Kiyae White	0	1	0	0	0	0	0	0	0	0	1	0	0	4
05	Natalie Kelly	1	2	0	2	0	0	0	0	0	2	0	1	0	6
Team															
Totals		27	61	14	11	17	12	26	38	20	71	19	22	5	200

1st FG %: 7.6 43.8% 2nd: 6.1 46.2% 3rd: 6.1 46.2% 4th: 8.1 42.1% Game: 27.61 44.3% Deadball
 3FG %: 1.2 50.0% 1.2 50.0% 1.4 25.0% 3.4 50.0% 6.14 42.9% Rebounds
 FT %: 3.3 66.7% 4.4 100.0% 6.6 66.7% 4.4 100.0% 11.17 84.7% 4.1

Officials: Beverly Roberts, Cameron Inouye, Bill Larance
 Technical fouls: Louisiana-None, Auburn-None.
 Attendance: 1488

Score by periods

Score by periods	1st	2nd	3rd	4th	Total
Louisiana	13	13	14	19	59
Auburn	17	17	14	23	71

In Off 2nd Fast
 Points Paint T/O Chance Break Bench
 LA 23 27 7 12 18
 AU 22 27 7 12 22

Score tied - 0 times.
 Lead changed - 0 times.

Last FG - LA 4th-01:25, AU 4th-00:24.
 Largest lead - LA None, AU by 16 4th-06:20.
 LA led for 00:00, AU led for 30:32, Game was tied for 00:27.

Game 6: Nov. 28, 2018
Auburn 77, Xavier (La.) 58
Convocation Center
New Orleans, La.

Official Basketball Box Score -- Game Totals -- Final Statistics
Auburn vs Xavier (N.O.)
11/28/18 6:00 pm at New Orleans, La.

Auburn 77 • 5-1

##	Player	Total		3-Ptr		Rebounds		PF	TP	A TO	Bk Stl	Min				
		FG	FGA	FT	FTA	Off	Def						Total			
20	Unique Thompson	6	10	0	3	4	3	5	8	2	15	0	1	3	23	
00	Daisa Alexander	5	9	3	0	0	3	6	2	13	5	1	0	3	20	
05	Emari Jones	6	12	4	6	0	0	3	3	16	2	2	1	1	29	
23	Crystal Primm	0	1	0	0	0	0	1	2	3	4	1	1	0	12	
33	Janiah McKay	4	7	2	1	3	0	0	0	9	7	4	0	2	28	
01	Robyn Benton	2	5	1	2	0	2	5	1	5	3	1	0	1	19	
02	Brooke Moore	1	6	1	6	0	0	1	1	0	3	1	0	0	13	
04	Abigaily Jackson	3	3	0	0	0	0	1	0	1	0	6	1	2	10	
10	Kiyae White	0	3	0	0	0	0	2	1	3	2	0	1	0	15	
24	Erin Howard	2	6	1	0	0	0	1	0	2	1	0	1	0	14	
05	Natalie Kelly	0	1	0	0	1	0	1	1	0	1	0	1	0	7	
Team																
Totals		29	66	10	24	9	17	14	20	34	77	22	14	5	14	200

1st FG %: 31.3 41.3% 2nd: 8.1 53.8% 3rd: 5.1 23.3% 4th: 7.1 47.9% Game: 29.64 43.9% Deadball
 3FG %: 2.4 33.3% 3.7 42.9% 1.6 50.0% 2.5 40.0% 10.34 41.7% Rebounds
 FT %: 1.4 25.0% 1.4 25.0% 3.6 50.0% 3.3 66.7% 9.17 52.9% 3

Xavier (N.O.) 58 • 7-3

##	Player	Total		3-Ptr		Rebounds		PF	TP	A TO	Bk Stl	Min				
		FG	FGA	FT	FTA	Off	Def						Total			
24	Smith, Gina	7	11	0	0	0	1	0	1	2	0	0	0	18		
35	Duncan, Kyia	6	5	0	0	0	2	5	7	3	6	0	4	0	17	
03	Hill, Jas	4	5	1	2	3	0	0	1	2	2	13	1	5	0	33
14	Virgil, Da'Jha	6	13	3	2	0	0	1	1	1	3	3	0	0	20	
15	Wells, Essence	0	3	0	2	2	0	0	5	1	3	2	2	0	23	
04	Trench, Haya	1	2	0	1	2	2	0	0	1	4	2	2	0	18	
05	Bates, Mikayla	2	6	2	5	0	0	3	3	1	6	4	1	0	21	
10	Taylor, Caylin</															

Game 7: Dec. 2, 2018 Auburn 95, Oklahoma 79 Auburn Arena Auburn, Ala. SEC/Big 12 Challenge

Official Basketball Box Score -- Game Totals -- Final Statistics
Oklahoma vs Auburn
12/02/18 3:00 pm at Auburn Arena -- Auburn, Ala.

Oklahoma 79 • 2-5		Total		3-Pr		Rebounds		PF		TP		A TO Blk Stl		Min	
##	Player	FG	FGA	FT	FTA	Off	Def	PF	TP	A	TO	Blk	Stl	Min	
33	Slymper, Mandy	3-6	0-0	2-3	5	6	4	2	0	1	2	7			
25	Williams, Madi	4-9	0-0	2-5	11	16	2	0	4	1	2	38			
14	Pellington, Shaina	3-10	0-2	5-6	1	4	5	2	11	4	6	0	3	27	
30	Robertson, Taylor	9-18	7-15	2-4	0	4	2	2	2	0	1	0	1	38	
32	Veitenheimer, Tatum	3-5	1-2	1-3	0	1	1	2	8	3	6	0	2	35	
00	Murcer, Jessi	5-9	2-4	3-4	1	0	1	2	15	1	0	1	20		
21	Lampkin, Nydia	1-4	0-0	0-0	3	1	4	1	2	0	1	0	14		
24	Odumbe, Yjeoma	0-0	0-0	0-0	0	0	1	0	0	1	0	0	1		
Team		28-61		10-23		13-26		39		17		79		14 21 2 10 200	
Totals		28-61		10-23		13-26		39		17		79		14 21 2 10 200	
1st FG %: 10-21 47.6%		2nd: 3-11 27.3%		3rd: 7-13 53.8%		4th: 9-16 56.3%		Game: 28-61 45.9%		Deadball		Rebounds		6,1	
3PT %: 3-8 37.5%		FT %: 5-8 62.5%		A TO: 13-26 50.0%		Rebounds		6,1							

Auburn 95 • 6-1

Auburn 95 • 6-1		Total		3-Pr		Rebounds		PF		TP		A TO Blk Stl		Min	
##	Player	FG	FGA	FT	FTA	Off	Def	PF	TP	A	TO	Blk	Stl	Min	
20	Unique Thompson	4-7	0-0	6-8	5	12	17	1	14	3	0	1	30		
00	Daisa Alexander	7-15	3-7	2-2	0	5	5	1	19	5	3	0	21	30	
05	Emari Jones	6-11	4-9	0-0	0	3	2	16	1	2	0	2	35		
23	Crystal Primm	6-11	0-0	2-3	2	3	4	14	1	2	1	3	26		
33	Janiah McKay	3-11	0-0	0	1	4	6	1	1	0	1	0	29		
01	Robyn Benton	5-7	4-5	0-0	0	0	1	14	0	0	0	2	15		
02	Brooke Moore	2-5	2-5	0-0	1	0	1	6	1	0	0	0	11		
04	Abigayle Jackson	1-1	0-0	0-0	1	3	4	2	0	0	0	0	9		
10	Kiyae' White	1-2	0-0	0-0	1	0	1	2	0	0	0	0	3		
24	Erin Howard	2-4	0-1	0-0	2	4	1	4	3	0	0	1	11		
35	Natalie Kelly	0-0	0-0	0-0	0	0	0	0	0	0	0	0	1		
Team		36-74		13-29		10-13		38		18		95		10 12 0 1 200	
Totals		36-74		13-29		10-13		38		18		95		10 12 0 1 200	
1st FG %: 7-18 38.9%		2nd: 10-19 52.6%		3rd: 5-20 25.0%		4th: 11-17 64.7%		Game: 36-74 48.9%		Deadball		Rebounds		33	
3PT %: 3-7 42.9%		FT %: 2-7 28.6%		A TO: 13-29 44.8%		Rebounds		33							

Technical fouls: Oklahoma-None, Auburn-None.

Attendance: 1877

2018 SEC/Big 12 Challenge

Score by periods	1st	2nd	3rd	4th	Total
Oklahoma	24	6	23	26	79
Auburn	17	27	19	32	95

Last FG - OU 4th-00:14, AU 4th-00:25.
Largest lead - OU by 6 1st-01:21, AU by 22 3rd-08:08.
OU led for 10:00, AU led for 29:12. Game was tied for 00:13.

Score tied - 1 time.
Lead changed - 3 times.

Game 8: Dec. 6, 2018 Auburn 81, St. Joseph's 70 Hagan Arena Philadelphia, Pa.

Official Basketball Box Score -- Game Totals -- Final Statistics
Auburn vs Saint Joseph's
12/06/18 7:00 pm at Hagan Arena -- Philadelphia, Pa.

Auburn 81 • 7-1		Total		3-Pr		Rebounds		PF		TP		A TO Blk Stl		Min	
##	Player	FG	FGA	FT	FTA	Off	Def	PF	TP	A	TO	Blk	Stl	Min	
20	Unique Thompson	5-10	0-0	2-4	2	4	6	2	12	4	2	0	2	34	
00	Daisa Alexander	5-10	3-5	3-4	0	2	2	1	16	2	1	0	1	34	
05	Emari Jones	2-4	0-0	0-1	1	2	3	0	4	1	0	0	0	33	
23	Crystal Primm	5-6	0-0	4-4	1	3	4	0	14	2	2	0	1	27	
33	Janiah McKay	6-10	0-2	9-10	0	1	1	21	4	0	0	0	4	28	
01	Robyn Benton	0-0	0-0	0	1	0	1	0	0	0	0	0	0	6	
02	Brooke Moore	4-9	2-5	0-0	0	2	2	0	10	0	0	0	0	12	
04	Abigayle Jackson	0-1	0-0	0	1	2	2	0	0	0	0	0	0	5	
10	Kiyae' White	2-3	0-0	0	2	2	4	0	2	4	0	0	0	10	
24	Erin Howard	0-1	0-0	0-0	0	0	0	1	0	1	0	0	0	10	
35	Natalie Kelly	0-0	0-0	0-0	0	0	0	0	0	0	0	0	0	1	
Team		29-54		5-12		18-23		9		21		30		9 81 13 10 0 9 200	
Totals		29-54		5-12		18-23		9		21		30		9 81 13 10 0 9 200	
1st FG %: 13-17 76.5%		2nd: 4-15 26.7%		3rd: 6-11 54.5%		4th: 6-11 54.5%		Game: 29-54 53.7%		Deadball		Rebounds		4	
3PT %: 3-3 100.0%		FT %: 5-4 125.0%		A TO: 10-23 43.5%		Rebounds		4							

Saint Joseph's 70 • 3-6

Saint Joseph's 70 • 3-6		Total		3-Pr		Rebounds		PF		TP		A TO Blk Stl		Min	
##	Player	FG	FGA	FT	FTA	Off	Def	PF	TP	A	TO	Blk	Stl	Min	
33	Katie Mayock	4-7	0-0	0-0	5	4	9	1	8	2	1	1	30		
35	Michala Clay	2-5	0-0	0-0	1	0	1	0	4	3	1	0	0	9	
04	Kristalyn Balsden	3-5	3-5	0-0	0	0	0	4	9	3	0	0	23		
12	Alyssa Monaghan	6-14	6-14	0-0	0	1	3	18	5	3	0	0	39		
14	Katie Jekot	3-8	3-7	0-0	1	3	4	2	9	1	2	0	1	22	
01	Whisper Fisher	4-4	0-0	3-4	3	2	5	1	11	1	0	1	19		
02	Lola Roig	3-5	1-2	0-2	0	0	0	2	7	3	5	0	1	18	
03	Nailah Delinois	2-8	0-2	0-0	0	4	4	1	4	2	0	0	0	22	
13	Mary Sheehan	0-5	0-2	0-0	1	2	0	0	1	1	0	0	0	18	
Team		27-61		13-32		3-6		14		16		30		14 70 21 14 1 4 200	
Totals		27-61		13-32		3-6		14		16		30		14 70 21 14 1 4 200	
1st FG %: 6-16 37.5%		2nd: 5-17 29.4%		3rd: 10-14 71.4%		4th: 6-14 42.9%		Game: 27-61 44.3%		Deadball		Rebounds		21	
3PT %: 4-9 44.4%		FT %: 3-11 27.3%		A TO: 15-30 50.0%		Rebounds		21							

Technical fouls: Auburn-None, Saint Joseph's-None.

Attendance: 443

Score by periods	1st	2nd	3rd	4th	Total
Auburn	20	12	17	22	71
Saint Joseph's	16	14	25	15	70

Last FG - AU 4th-00:52, SJU 4th-01:18.
Largest lead - AU by 16 1st-00:30, SJU by 2 1st-08:19.
AU led for 38:03, SJU led for 00:45. Game was tied for 00:09.

Score tied - 1 time.
Lead changed - 4 times.

Game 9: Dec. 16, 2018 Auburn 73, Samford 46 Auburn Arena Auburn, Ala.

Official Basketball Box Score -- Game Totals -- Final Statistics
Samford vs Auburn
12/16/18 2:00 pm at Auburn Arena -- Auburn, Ala.

Samford 46 • 3-8		Total		3-Pr		Rebounds		PF		TP		A TO Blk Stl		Min	
##	Player	FG	FGA	FT	FTA	Off	Def	PF	TP	A	TO	Blk	Stl	Min	
35	Fitzgerald, Samantha	0-3	0-1	0-0	0	0	0	0	0	0	2	0	0	9	
45	Armstrong, Natalie	5-10	0-0	0-0	7	9	16	4	10	0	3	1	0	32	
11	Serru, Paige	1-3	1-3	0-0	0	1	1	0	3	0	0	0	1	16	
12	Brown, Charity	3-4	3-3	0-0	0	4	4	3	9	7	5	0	2	14	
31	Williams, Cassidy	0-3	0-3	0-0	0	4	0	0	0	1	1	0	0	24	
03	Battle,Shauntai	5-11	1-2	2-2	2	2	2	11	6	1	1	1	32		
15	Hill, Ta'Naisha	1-7	0-4	0-1	1	2	4	2	3	3	0	0	22		
21	Allen, Katie	3-7	3-5	0-0	1	1	2	4	9	1	5	0	3	27	
22	Omar, Raven	0-2	0-1	0-0	0	1	2	0	3	0	3	0	0	16	
32	Crozier, Olivia	1-1	0-0	0-0	0	3	0	2	0	0	0	0	0	8	
Team		19-51		7-21		1-2		9		27		36		20 46 16 29 2 7 200	
Totals		19-51		7-21		1-2		9		27		36		20 46 16 29 2 7 200	
1st FG %: 4-14 28.6%		2nd: 4-13 30.8%		3rd: 3-8 37.5%		4th: 8-16 50.0%		Game: 19-51 37.3%		Deadball		Rebounds		1,1	
3PT %: 0-6 0.0%		FT %: 3-3 100.0%		A TO: 16-29 55.2%		Rebounds		1,1							

Auburn 73 • 8-1

Auburn 73 • 8-1		Total		3-Pr		Rebounds		PF		TP		A TO Blk Stl		Min	
##	Player	FG	FGA	FT	FTA	Off	Def	PF	TP	A	TO	Blk	Stl	Min	
20	Thompson, Unique	2-7	0-0	1-2	0	6	6	0	5	0	1	1	3	23	
00	Alexander, Daisa	6-13	1-5	3-3	2	3	5	0	16	2	1	0	3	31	
05	Jones, Emari	2-5	2-3	2-2	0	2	3	8	0	3	0	0	1	29	
23	Primm, Crystal	6-10	0-0	3-4	1	2	1	2	9						

Game 10: Dec. 18, 2018
Auburn 84, Coastal Carolina 78
 Myrtle Beach Convention Center
 Myrtle Beach, S.C.
Carolinas Challenge

Official Basketball Box Score -- Game Totals -- Final Statistics
Auburn vs Coastal Carolina
 12-18-18 6:15 p.m. at Myrtle Beach (SC) Convention Center

Auburn 84 • 9-1

#	Player	Total			3-Ptr			Rebounds			PF	TP	A TO	Bk	Stl	Min
		FG	FGA	FT	FTA	FG	FGA	FT	FTA	Off						
00	Daisa Alexander	1-4	1-2	0-0	0	0	0	0	0	0	3	2	2	0	11	
05	Emari Jones	5-13	4-11	2-2	2	2	6	2	16	0	0	0	0	3	37	
20	Unique Thompson	5-7	0-0	1-3	7	0	7	5	11	0	1	0	0	0	21	
23	Crystal Primm	3-8	0	0	8-10	2	4	6	3	14	1	3	0	0	25	
33	Janiah McKay	7-13	0-4	7-9	0	2	2	1	21	4	5	0	1	33		
01	Robyn Benton	1-9	1-4	2-2	0	1	1	4	5	2	0	0	0	1	25	
02	Brooke Moore	2-6	1-4	0-0	1	1	4	0	2	1	0	0	0	14		
04	Abigaily Jackson	1-1	0-0	1-1	1	2	5	3	0	1	0	0	0	9		
10	Kiyae White	1-2	0-0	0-0	0	0	0	1	2	0	0	0	0	13		
24	Erin Howard	2-4	0-2	0-0	1	3	4	2	4	0	0	0	0	14		
35	Natalie Kelly	0-0	0-0	0-0	0	1	1	0	0	0	2	0	0	8		
	Team				1	2	3									
Totals		28-67	7-27	21-27	17	19	36	23	84	11	15	0	8	200		

1st FG %: 7.0 35.0 2nd: 7.1 41.2% 3rd: 8.17 47.1% 4th: 6.13 46.2% Game: 28.67 48.8% Deadball
 3PG %: 0.6 33.3% 1-3 27.3% 2-8 25.0% 0-2 0.0% 5-7 72.7% Rebounds
 FT %: 1.1 100.0% 0-0 0.0% 10-13 76.9% 21-27 77.8% 3

Coastal Carolina 78 • 7-2

#	Player	Total			3-Ptr			Rebounds			PF	TP	A TO	Bk	Stl	Min
		FG	FGA	FT	FTA	FG	FGA	FT	FTA	Off						
02	BLANDING, Breylin	1-3	0-2	2-3	0	2	2	0	4	1	4	0	0	0	35	
03	CASH, Torrie	0-5	0-3	0-0	0	1	1	4	0	3	4	0	0	0	25	
20	CAMP, Janae	1-1	0-0	0-0	2	3	4	2	0	3	0	1	0	0	23	
23	ROCHE, Caitlin	10-24	5-16	1-2	2	1	3	4	26	0	0	0	0	34		
30	HAMILTON, Naheria	6-8	0-0	5-6	7	7	14	4	17	0	1	0	0	34		
01	VISONNE, Mery	1-1	0-0	0-0	0	1	1	0	2	1	1	0	0	5		
04	DAVIS, Tiara	0-3	0-2	2-2	0	1	0	2	0	0	0	1	0	6		
14	WEST, Kaylin	0-0	0-0	0-0	0	0	0	0	0	0	2	0	0	2		
15	WILLIAMS, DJ	8-12	0-1	9-13	4	3	7	4	25	5	0	5	24			
21	BLOUNT, Ash	0-1	0-1	0-0	0	2	0	0	0	0	0	0	0	1		
40	WILLIAMS, Jamie	0-0	0-0	0-0	0	0	2	0	0	0	0	0	0	2		
54	DAVIS, Aislee	0-1	0-0	0-0	0	1	1	0	2	0	1	1	0	7		
	Team				1	3	4									
Totals		27-59	5-25	19-26	16	25	41	23	78	10	23	1	7	200		

1st FG %: 5.1 45.5% 2nd: 7.15 46.7% 3rd: 9.15 68.0% 4th: 6.18 33.3% Game: 27.59 45.8% Deadball
 3PG %: 2.4 33.3% 0-0 0.0% 2-7 28.6% 1-9 11.1% 5-5 100.0% Rebounds
 FT %: 4.4 100.0% 9-9 100.0% 16-25 64.0% 19-26 73.1% 4

Officials: Roy Gulbeyan, Meadow Overstreet, Euseal Silva
 Technical fouls: Auburn-None, Coastal Carolina-None.
 Attendance: 2018 CAROLINAS CHALLENGE

Score by periods	1st	2nd	3rd	4th	Total
Auburn	17	21	24	22	84
Coastal Carolina	16	23	22	17	78

In Points Off 2nd Fast
 Auburn 22 30 20 6 19
 CCU 34 14 20 2 29

Score tied - 7 times.
 Lead changed - 17 times.

Last FG - AU 4th-02:50, CCU 4th-00:17.
 Largest lead - AU by 8 4th-02:32, CCU by 7 2nd-05:34.
 AU led for 16:50, CCU led for 20:33, Game was tied for 02:30.

MYRTLE BEACH, S.C. -- The Auburn women's basketball team overcame foul trouble and a hot-shooting Coastal Carolina team to earn an 84-78 win Tuesday night in the Carolinas Challenge at the Myrtle Beach Convention Center.

The Tigers (9-1) extended their winning streak to six games, but it was not without anxious moments as Auburn lost two post players to fouls in the fourth quarter and had to overcome the Chanticleers (7-2), who hovered near 50-percent shooting most of the night and had two players score 25-plus.

Janiah McKay led Auburn for the third straight game with 21 points, scoring 15 in the first half and salting the game away in the fourth quarter at the free-throw line. Emari Jones had 16 points, knocking down four 3-pointers, and Crystal Primm had a 14-point night, all coming in the second half.

The Tigers trailed at the half for the first time this season as CCU took a 39-38 lead to the break. The lead changed hands 10 times in a first half that saw Auburn attempt 17 3-pointers while Coastal drove to the basket, drew fouls, and made a living at the free-throw line (13-of-16). McKay and Jones combined for 26 of Auburn's 38 points in the half while Thompson, Primm, Jackson and Benton dealt with foul trouble.

The lead changed hands seven more times in the second half with Coastal extending its lead to as many as seven points at 46-39 with 7:51 to play in the third quarter. But the Tigers kept chipping away, and a steal and fast-break layup by Emari Jones just before the buzzer gave Auburn a 62-61 lead after three periods.

Coastal hit a 3-pointer to move back ahead with 8:00 to play, but a layup from Primm and a pair of free throws from Robyn Benton gave the Tigers a 66-64 lead; Auburn would never trail again. With both teams in the bonus and multiple players dealing with foul trouble - Auburn had two players foul out, and Coastal had five players with four fouls when the game ended - free throws were at a premium. Auburn made 10-of-13 attempts in the final period while Coastal was just 4-of-8.

MYRTLE BEACH, S.C. -- Janiah McKay and Unique Thompson both scored 21 points, and the Auburn women's basketball team fought back from a late deficit to earn an 86-81 overtime victory over North Carolina Thursday night in the Carolinas Challenge.

Trailing for most of the fourth quarter, Auburn hit their final four shots of the half and forced the extra period when McKay found Robyn Benton for a layup with 10 seconds to play to tie the score at 69-69. The Tigers (10-1) never trailed in overtime, getting nine points and a huge late steal from McKay to win their seventh in a row.

Auburn led by as many as 11 points in the third quarter, but the Tar Heels (8-5) chipped away, including a 7-0 run to end the quarter, to bring the deficit down to one point headed to the fourth. UNC took its first lead of the half with 5:26 to play in the 2nd quarter to tie it 56-54.

Auburn never led again in regulation, but after a missed UNC free throw led to Benton's layup with 10 seconds left, the Tigers never trailed in overtime. UNC threatened late, hitting a pair of 3-pointers in the final minute, but McKay sank five free throws over the final 44 seconds to salt away the win.

Thompson had 18 rebounds to go along with her 21 points, picking up her sixth double-double of the season. Crystal Primm - the Duke transfer playing against her former team's archrival - scored a career-high 18 points on 9-of-12 shooting while adding six rebounds and four steals.

Senior Erica Sanders also scored her first two points of the season on a pair of free throws in overtime. She missed the first nine games with an injury but made her presence felt on the defensive end in this game with three rebounds in 11 minutes of action.

Auburn saw its trademark high-intensity defense pay dividends as the Tigers turned 27 North Carolina turnovers into 38 points. None was bigger than a steal by McKay with 47 seconds left that turned into a fast-break layup, plus a foul, to give the Tigers an 80-75 lead.

Game 11: Dec. 20, 2018
Auburn 86, North Carolina 81 (OT)
 Myrtle Beach Convention Center
 Myrtle Beach, S.C.
Carolinas Challenge

Official Basketball Box Score -- Game Totals -- Final Statistics
Auburn vs North Carolina
 12-20-18 6:30 p.m. at Myrtle Beach (SC) Convention Center

Auburn 86 • 10-1

#	Player	Total			3-Ptr			Rebounds			PF	TP	A TO	Bk	Stl	Min
		FG	FGA	FT	FTA	FG	FGA	FT	FTA	Off						
00	Daisa Alexander	3-12	0-3	0-0	0	4	5	2	6	1	4	0	0	4	31	
05	Emari Jones	3-12	1-8	0-0	3	0	3	0	7	1	2	1	2	38		
20	Unique Thompson	10-18	0-0	1-3	11	7	18	2	21	1	1	3	4	43		
23	Crystal Primm	9-12	0-0	2-6	0	3	2	18	0	4	1	4	0	30		
33	Janiah McKay	5-18	1-4	10-13	1	3	4	3	21	4	2	0	4	37		
01	Robyn Benton	1-5	0-1	0-0	0	0	0	2	2	1	0	0	0	11		
02	Brooke Moore	2-5	2-4	0-0	0	0	0	0	6	0	0	0	0	8		
03	Erica Sanders	0-0	0-0	2-2	0	2	4	2	0	1	0	0	0	11		
04	Abigaily Jackson	1-1	0-0	0-0	0	0	0	2	0	0	0	0	0	2		
24	Erin Howard	1-2	1-2	0-0	0	1	1	0	3	0	0	0	0	14		
	Team				4	2	6									
Totals		34-85	5-22	13-18	25	21	46	17	86	8	15	3	20	225		

1st FG %: 9.2 38.1% 2nd: 6-20 30.0% 3rd: 6-17 35.3% 4th: 9-14 64.3% Game: 34.85 50.0% Deadball
 3PG %: 2.6 33.3% 1-5 20.0% 1-7 14.3% 1-3 33.3% 5-22 22.7% Rebounds
 FT %: 0.0 0.0% 0-0 0.0% 0-0 0.0% 2-6 33.3%

North Carolina 81 • 8-5

#	Player	Total			3-Ptr			Rebounds			PF	TP	A TO	Bk	Stl	Min
		FG	FGA	FT	FTA	FG	FGA	FT	FTA	Off						
00	BENNETT, Shayla	7-12	2-6	3-3	0	3	3	2	19	8	8	0	1	43		
01	KOENEY, Taylor	6-11	1-3	0-0	3	3	6	13	2	6	1	2	0	45		
04	JOINES, Jocelyn	0-2	0-0	0-0	1	3	4	2	0	2	0	0	0	16		
05	WATTS, Stephanie	6-13	4-9	0-0	2	7	9	4	16	3	5	1	2	45		
44	BALLEW, Janelle	4-7	0-1	0-0	2	2	4	5	8	0	1	0	23			
20	CHURCH, Leah	1-2	1-2	2-2	0	0	0	3	5	2	1	0	0	18		
22	KEA, Paris	6-12	1-5	3-4	0	4	4	0	16	4	3	0	2	25		
30	MURRAY, Jaelynn	2-3	0-0	0-0	0	0	0	1	4	1	4	0	1	10		
	Team				11	29	40		81	20	27	4	7	225		

1st FG %: 9.15 60.0% 2nd: 4-10 40.0% 3rd: 7-14 50.0% 4th: 8-15 53.3% Game: 32.62 53.6% Deadball
 3PG %: 1.4 25.0% 1-5 20.0% 0-0 0.0% 9-26 34.6% Rebounds
 FT %: 2.2 100.0% 0-0 0.0% 1-1 100.0% 3-4 75.0% 8-9 88.9% 0

Officials: Eric Brewster, Bruce Morris and Erica Camarota
 Technical fouls: Auburn-None, North Carolina-None.
 Attendance: 2018 CAROLINAS CHALLENGE

Score by periods	1st	2nd	3rd	4th	OT	Total
Auburn	18	16	15	22	12	84
North Carolina	21	8	17	23	12	81

In Points Off 2nd Fast
 Auburn 22 30 20 6 19
 NC 28 16 13 6 25

Score tied - 7 times.
 Lead changed - 6 times.

Last FG - AU OT-00:05, NC OT-00:08.
 Largest lead - AU by 13 3rd-05:37, NC by 5 2nd-09:42.
 AU led for 29:07, NC led for 12:17, Game was tied for 03:27.

Game 12: Dec. 22, 2018
Auburn 96, Elon 44
 Schar Center
 Elon, N.C.

Official Basketball Box Score -- Game Totals -- Final Statistics
Auburn vs Elon
 12/22/18 2 p.m. at Elon, N.C.

Auburn 96 • 11-1

#	Player	Total			3-Ptr			Rebounds			PF	TP	A TO	Bk	Stl	Min
		FG	FGA	FT	FTA	FG	FGA	FT	FTA	Off						
20	Unique Thompson	6-7	0-0	2-2	3	3	6	1	14	2	3	0	0	25		
00	Daisa Alexander	2-5	1-3	1-2	0	1	1	1	6	0	1	0	0	34		
05	Emari Jones	2-4	1-2	0-0	2	1	3	2	5	2	1	0	1	22		
23	Crystal Primm	7-10	0-0	3-3	5	2	7	2	17	2	1	0	0	26		
33	Janiah McKay	6-8	1-2	0-0	1	2	3	1	13	4	1	0	1	24		
01	Robyn Benton	5-5	1-5	0-0	0	1	1	3	15	2	0	0	0	16		
02	Brooke Moore	5-11	4-10	0-0	0	3	2	14	3	2	0	1	0	18		
03	Erica Sanders	0-0	0-0	0-0	0	0	0	0	0	0	0	0	0	3		
04	Abigaily Jackson	3-4	0-0	0-0	0	1	4	6	0	1	0	0	0	13		
10	Kiyae White	0-0	0-0	0-0	0											

Game 13: Dec. 29, 2018
Auburn 83, Alabama State 50
Auburn Arena
Auburn, Ala.

Official Basketball Box Score -- Game Totals -- Final Statistics
 Alabama State vs Auburn
 12/29/18 12:00 pm at Auburn Arena -- Auburn, Ala.

Alabama State 50 • 1-10		Total	3-Ptr	Rebounds			PF	TP	A	TO	Blk	Stl	Min
#	Player	FG	FGA	FT	FTA	Off	Def	Total	A	TO	Blk	Stl	Min
2-5	Emmanuel, Ayana	2-3	4-4	0-0	0-0	2	2	10	2	4	0	1	20
0-4	Nelson, Aliyah	0-0	0-0	0-0	0-0	2	0	2	0	1	0	0	16
21	Ward, Shmya	5-12	20-3	3-7	10-12	0	0	12	0	5	0	0	31
0-2	Smith, Amani	0-0	0-0	0-0	0-0	0	2	0	0	4	0	0	8
0-1	Crawford, Jayla	1-6	1-3	3-4	1-2	3	3	6	1	2	0	0	16
0-1	Rudolph, Tyeisha	1-4	0-1	0-0	0-0	5	1	2	0	2	0	0	15
1-3	Lee, Courtney	1-3	0-2	0-0	0-0	1	4	2	3	2	0	1	23
1-3	Berry, Kaeani	1-3	0-0	2-2	0-0	0	2	4	0	0	0	0	7
2-4	Aikerson, Taylor	2-4	1-3	3-3	0-0	2	2	4	1	2	0	0	15
2-3	Gipson, Areatha	1-3	1-2	2-2	0-0	0	3	5	1	0	0	0	18
0-1	Clark, Zomona	0-1	0-0	1-2	2-3	5	4	1	1	1	0	0	20
0-2	Calhoun, Tatiana	0-2	0-0	0-0	1-1	2	2	0	0	1	1	0	11
Team						3		6					
Totals		14-47	5-14	17-20	12-26	38	28	50	9	24	1	2	200

1st FG %:	3-15	13.3%	2nd:	4-10	40.0%	3rd:	1-7	14.3%	4th:	7-15	46.7%	Game:	14-47	29.8%	Deadball	
3FG %:	1-3	33.3%	2-6	33.3%	0-2	0.0%	2-3	66.7%	5-14	35.7%	Rebounds					
FT %:	6-8	75.0%	5-5	100.0%	7-10	70.0%	5-5	100.0%	17-20	85.0%	Rebounds					

Auburn 83 • 12-1

#	Player	FG	FGA	FT	FTA	Off	Def	Total	PF	TP	A	TO	Blk	Stl	Min
20	Unique Thompson	2-3	0-0	2-2	4-4	8	2	6	2	1	3	3	0	20	
20	Daisa Alexander	3-9	2-5	1-3	0-1	1	0	9	0	1	2	1	0	19	
0-1	Emari Jones	0-1	0-1	0-0	0-0	1	0	0	0	1	0	0	0	2	
23	Crystal Primm	3-4	0-0	6-8	2-2	4	1	12	2	1	0	3	24		
0-6	Jamiah McKay	0-6	0-0	7-7	0-1	1	2	7	3	0	0	0	2	18	
0-1	Robyn Benton	3-10	2-7	3-4	1-2	1	11	0	0	0	0	0	22		
0-2	Brooke Moore	6-15	5-13	6-6	0-1	1	1	23	2	0	0	0	23		
0-0	Erica Sanders	0-0	0-0	0-0	4-2	6	1	0	1	1	0	0	11		
0-0	Abigayle Jackson	0-0	1-1	2-4	0-0	1	1	1	0	0	0	0	11		
1-4	Kiyae' White	1-4	0-0	2-3	3-1	4	2	4	0	0	0	0	11		
2-13	Erin Howard	2-13	1-9	0-0	2-5	7	3	5	2	1	2	2	29		
0-0	Natalie Kelly	0-0	0-0	1-2	3-3	3	1	1	0	1	1	0	8		
Team						0		1							
Totals		22-70	10-35	29-36	21-21	42	18	83	12	6	9	17	200		

1st FG %:	3-15	20.0%	2nd:	7-17	41.2%	3rd:	6-21	28.6%	4th:	6-17	35.3%	Game:	22-70	31.4%	Deadball	
3FG %:	1-4	25.0%	3-8	37.5%	1-3	33.3%	0-1	0.0%	5-14	35.7%	Rebounds					
FT %:	6-8	75.0%	7-8	87.5%	7-9	77.8%	9-11	81.8%	29-36	80.6%	Rebounds					

Officials: Tina Napier, Carla Fountain, Frank Steratore
 Technical fouls: Alabama State-Clark, Zomona. Auburn-None.
 Attendance: 1868

Score by periods	1st	2nd	3rd	4th	Total
Alabama State	5	15	9	21	50
Auburn	13	24	22	24	83

Last FG - ALST 4th-00:30, AU 4th-01:14.
 Largest lead - ALST None, AU by 37 4th-01:14.
 ALST led for 00:00, AU led for 37:53. Game was tied for 01:53.

AUBURN -- Freshman Brooke Moore scored a career-high 23 points, and the Auburn women's basketball team pulled away early and cruised to an 83-50 victory over Alabama State to close out non-conference play Saturday at Auburn Arena.

The Tigers (12-1), who entered Saturday's game at No. 20 in the latest NCAA RPI with a pair of top-50 wins, will enter SEC play on a nine-game winning streak, their longest since 2012-13. Auburn also finished off a perfect month of December for the second straight season.

Despite shooting a season-low 31.4 percent from the field, the Tigers hit 10 3-pointers and found other ways to score, going 29-of-36 (80.6%) at the free-throw line. It marked the most free throws made in a game by Auburn since 2008.

Moore's 23 points -- the most by an Auburn player this season -- came on five 3-point field goals, one two-point and six free throws. Crystal Primm added 12 points, and Robyn Benton scored 11 off the bench. Unique Thompson pulled down a team-leading eight rebounds despite playing just 20 minutes. Freshman Erin Howard tied a career-high with seven rebounds for the second straight game.

Auburn scored 34 points off 24 Alabama State turnovers and got 49 points from the bench, which played its most minutes of the season. The Tigers out-rebounded ASU 42-38 and had 17 steals -- three apiece from Thompson, Primm and Erica Sanders.

For the second straight game, Auburn never trailed. The Tigers jumped out to a quick 8-0 lead and led 13-5 at the end of one quarter. That turned into a 37-20 halftime lead after a half-court heave from Moore beat the buzzer.

Auburn would outscore the Hornets 22-9 in the third quarter to take a 59-29 lead to the final period. The Tigers would then empty the bench in the fourth, getting double-digit minutes from six of seven bench players.

Game 14: Jan. 3, 2019
#10 Tennessee 78, Auburn 69
Auburn Arena
Auburn, Ala.

Official Basketball Box Score -- Game Totals -- Final Statistics
 Tennessee vs Auburn
 01/03/19 6:00 p.m. at Auburn Arena -- Auburn, Ala.



Tennessee 78 • 12-1, 1-0 SEC

#	Player	FG	FGA	FT	FTA	Off	Def	Total	PF	TP	A	TO	Blk	Stl	Min
10	Jackson, Meme	8-13	5-8	6-6	1-2	3	2	3	2	27	1	5	0	0	39
15	Green, Cherdene	4-7	0-0	0-0	1-3	4	4	8	1	2	0	3	25		
0-1	Davis, Renna	8-11	1-1	6-7	3-11	14	2	23	3	6	1	2	37		
0-2	Westbrook, Evina	2-7	1-3	2-3	0-2	2	1	7	6	2	0	1	33		
14	Green, Zsaz	4-7	0-2	2-2	3-5	8	3	10	7	3	2	1	26		
0-0	Collins, Mimi	0-0	0-0	0-0	1-2	3	2	0	0	0	0	0	3		
11	Kushkitaah, Kasyahna	0-0	0-0	0-3	1-2	3	2	0	2	1	1	15			
12	Burrell, Rae	0-0	0-0	0-0	0-0	0	0	0	0	0	0	0	2		
13	Massengill, Jazmine	1-5	0-1	1-2	1-1	2	2	3	0	2	0	1	20		
Team						1		7							
Totals		27-50	7-15	17-23	11-32	43	18	78	18	23	4	9	200		

1st FG %:	7-14	50.0%	2nd:	5-11	45.5%	3rd:	9-14	64.3%	4th:	6-11	54.5%	Game:	27-50	54.0%	Deadball	
3FG %:	1-5	20.0%	2-4	50.0%	2-2	100.0%	6-11	54.5%	6-12	50.0%	Rebounds					
FT %:	6-6	100.0%	5-5	100.0%	7-10	70.0%	5-5	100.0%	17-20	85.0%	Rebounds					

Auburn 69 • 12-2, 0-1 SEC

#	Player	FG	FGA	FT	FTA	Off	Def	Total	PF	TP	A	TO	Blk	Stl	Min
30	Thompson, Unique	8-15	0-0	3-4	7-5	12	2	19	2	1	1	2	36		
24	Howard, Erin	4-8	3-7	0-0	3-1	4	3	11	0	0	0	1	33		
0	Alexander, Daisa	4-17	2-8	3-4	0-2	2	4	13	3	3	0	3	33		
23	Primm, Crystal	6-10	0-0	4-6	3-2	5	4	16	2	2	0	1	31		
33	McKay, Janiah	2-11	1-3	5-6	1-0	1	2	10	2	3	0	2	30		
0-1	Benton, Robyn	0-3	0-1	0-0	0-0	0	0	0	0	0	1	0	8		
0-2	Moore, Brooke	0-4	0-3	0-0	0-1	1	0	0	0	0	0	0	11		
0-3	Sanders, Erica	0-1	0-0	0-0	1-1	2	3	0	1	0	0	0	14		
0-4	Jackson, Abigayle	0-1	0-0	0-0	0-1	1	0	0	0	1	1	0	4		
Team						1		0							
Totals		24-70	6-22	15-20	16-13	29	18	69	10	11	2	9	200		

1st FG %:	7-17	41.2%	2nd:	5-19	26.3%	3rd:	4-14	28.6%	4th:	8-20	40.0%	Game:	24-70	34.3%	Deadball	
3FG %:	1-3	33.3%	1-4	25.0%	0-2	0.0%	5-6	83.3%	5-6	83.3%	Rebounds					
FT %:	3-4	75.0%	6-8	75.0%	6-8	75.0%	5-6	83.3%	1-2	50.0%	15-20	75.0%	2,1			

Officials: Scott Yarbrough, Angelica Saffern, Julie Krommenhoek
 Technical fouls: Tennessee-None, Auburn-None.
 Attendance: 2204

Score by periods	1st	2nd	3rd	4th	Total
Tennessee	17	18	23	20	78
Auburn	13	17	15	19	69

Last FG - UT 4th-00:33, AU 4th-01:01.
 Largest lead - UT by 9 4th-00:09, AU by 3 1st-09:14.
 UT led for 27:36, AU led for 06:23. Game was tied for 06:01.

Score tied - 8 times.
 Lead changed - 9 times.

AUBURN -- Auburn sophomore Unique Thompson picked up her seventh double-double of the season, but the Tigers came up short in a 78-69 loss to No. 10 Tennessee Thursday night in the SEC opener for both teams at Auburn Arena.

The Tigers (12-2, 0-1 SEC) had trouble getting shots to fall, despite having 20 more attempts from the floor than the Lady Vols (12-1, 1-0). Meanwhile, Tennessee shot 54 percent from the field and pulled away late to secure the win.

Thompson finished with 19 points and 12 rebounds along with two assists, two steals and a block in 36 minutes of action. All five Auburn starters scored in double figures. Crystal Primm had 16 points, Daisa Alexander added 13, and Janiah McKay had 10.

Freshman Erin Howard, making her first career start in place of injured senior Emari Jones, scored a career-high 11 points, including three 3-pointers, to go along with four rebounds.

Auburn forced Tennessee into 23 turnovers but was only able to convert those into 20 points. Neither bench was effective -- Auburn's bench was held scoreless while the Lady Vols got just three points from their reserves. The Lady Vols also out-rebounded Auburn 43-29.

Tennessee went on a 9-3 run over the last four minutes of the third quarter to take a 58-50 lead into the fourth. But Auburn answered quickly with back-to-back 3-pointers from Howard in less than a minute to cut the lead to two and force a quick UT timeout. The Lady Vols would push their lead back to five points, but a 6-0 run with a pair of baskets from Primm gave Auburn a 62-61 lead with 5:41 to play. From there, though, Tennessee would never trail again, going on a 9-2 run over the next three minutes.

Auburn shot 34.3 percent from the field, the second-lowest percentage of the season, while Tennessee hit 54 percent of its shots, including a 7-for-15 (46.7%) clip from 3-point range.

Tennessee's Meme Jackson led all scorers with 27 points, including a 5-for-8 night from beyond the 3-point arc. Renna Davis added 23 points and 14 rebounds.

**2018-19 Auburn Women's Basketball
Auburn Combined Team Statistics (as of Jan 03, 2019)
All games**

RECORD:	OVERALL	HOME	AWAY	NEUTRAL
ALL GAMES	12-2	6-1	4-1	2-0
CONFERENCE	0-1	0-1	0-0	0-0
NON-CONFERENCE	12-1	6-0	4-1	2-0

##	Player	gp-gs	min	avg	Total		3-Point		F-Throw		Rebounds				pf	dq	a	to	blk	stl	pts	avg		
					fg-fga	fg%	3fg-fga	3fg%	ft-fa	ft%	off	def	tot	avg										
33	Janiah McKay	14-14	421	30.1	65-152	.428	11-34	.324	63-76	.829	7	27	34	2.4	30	0	65	36	2	34	204	14.6		
20	Unique Thompson	14-14	408	29.1	77-135	.570	0-0	.000	37-59	.627	61	96	157	11.2	32	1	18	29	15	28	191	13.6		
23	Crystal Primm	14-14	370	26.4	62-109	.569	0-4	.000	43-54	.796	29	27	56	4.0	35	1	19	32	4	27	167	11.9		
00	Daisa Alexander	14-14	375	26.8	58-149	.389	20-60	.333	19-27	.704	12	35	47	3.4	23	0	33	30	1	31	155	11.1		
05	Emari Jones	13-13	384	29.5	46-118	.390	26-74	.351	10-12	.833	26	33	59	4.5	23	0	20	27	3	17	128	9.8		
02	Brooke Moore	8-0	110	13.8	22-64	.344	17-50	.340	6-6	1.000	2	11	13	1.6	4	0	9	4	0	2	67	8.4		
01	Robyn Benton	14-0	249	17.8	38-91	.418	22-49	.449	9-14	.643	8	10	18	1.3	21	0	13	7	2	16	107	7.6		
24	Erin Howard	13-1	210	16.2	18-57	.316	10-40	.250	2-2	1.000	12	21	33	2.5	20	0	13	7	8	10	48	3.7		
04	Abigayle Jackson	14-0	120	8.6	17-32	.531	1-3	.333	4-4	1.000	12	19	31	2.2	30	1	4	8	10	3	39	2.8		
10	Kiyae' White	12-0	94	7.8	9-25	.360	0-0	.000	4-6	.667	14	10	24	2.0	13	0	6	5	0	2	22	1.8		
35	Natalie Kelly	9-0	45	5.0	1-4	.250	0-0	.000	3-8	.375	6	3	9	1.0	3	0	0	8	2	1	5	0.6		
03	Erica Sanders	4-0	39	9.8	0-1	.000	0-0	.000	2-2	1.000	6	5	11	2.8	8	0	2	2	0	3	2	0.5		
Team											18	31	49											
Total.....		14	2825		413-937	.441	107-314	.341	202-270	.748	213	328	541	38.6	242	3	202	196	47	174	1135	81.1		
Opponents.....		14	2825		311-785	.396	106-318	.333	165-233	.708	167	326	493	35.2	249	-	192	307	22	110	893	63.8		

TEAM STATISTICS	AU	OPP	Date	Opponent	Score	Att.
SCORING	1135	893	11/06/18	GRAMBLING STATE	w 97-48	1657
Points per game	81.1	63.8	^ 11/09/18	NICHOLLS	w 80-59	2316
Scoring margin	+17.3	-	^ 11/11/18	at New Mexico	w 79-76	4419
FIELD GOALS-ATT	413-937	311-785	^ 11/13/18	at Iowa State	L 64-67	9274
Field goal pct	.441	.396	11/25/18	LOUISIANA	w 71-59	1488
3 POINT FG-ATT	107-314	106-318	11/28/18	at Xavier (N.O.)	w 77-58	201
3-point FG pct	.341	.333	12/02/18	OKLAHOMA	w 95-79	1877
3-pt FG made per game	7.6	7.6	12/06/18	at Saint Joseph's	w 81-70	443
FREE THROWS-ATT	202-270	165-233	12/16/18	SAMFORD	w 73-46	1675
Free throw pct	.748	.708	12-18-18	vs Coastal Carolina	w 84-78	0
F-Throws made per game	14.4	11.8	12-20-18	vs North Carolina	wot 86-81	0
REBOUNDS	541	493	12/22/18	at Elon	w 96-44	368
Rebounds per game	38.6	35.2	12/29/18	ALABAMA STATE	w 83-50	1868
Rebounding margin	+3.4	-	* 01/03/19	TENNESSEE	L 69-78	2204
ASSISTS	202	192				
Assists per game	14.4	13.7	* = Conference game			
TURNOVERS	196	307	^ = Preseason WNIT			
Turnovers per game	14.0	21.9				
Turnover margin	+7.9	-				
Assist/turnover ratio	1.0	0.6				
STEALS	174	110				
Steals per game	12.4	7.9				
BLOCKS	47	22				
Blocks per game	3.4	1.6				
ATTENDANCE	13085	14705				
Home games-Avg/Game	7-1869	5-2941				
Neutral site-Avg/Game	-	2-0				

Score by Periods	1st	2nd	3rd	4th	OT	Totals
Auburn	282	263	261	312	17	1135
Opponents	201	182	242	256	12	893

**2018-19 Auburn Women's Basketball
Auburn Combined Team Statistics (as of Jan 03, 2019)
Conference games only**

RECORD:	OVERALL	HOME	AWAY	NEUTRAL
ALL GAMES	0-1	0-1	0-0	0-0
CONFERENCE	0-1	0-1	0-0	0-0
NON-CONFERENCE	0-0	0-0	0-0	0-0

#	Player	gp-gs	min	avg	Total		3-Point		F-Throw		Rebounds				pf	dq	a	to	blk	stl	pts	avg		
					fg-fga	fg%	3fg-fga	3fg%	ft-fa	ft%	off	def	tot	avg										
20	Unique Thompson	1-1	36	36.0	8-15	.533	0-0	.000	3-4	.750	7	5	12	12.0	2	0	2	1	1	2	19	19.0		
23	Crystal Primm	1-1	31	31.0	6-10	.600	0-0	.000	4-6	.667	3	2	5	5.0	4	0	2	2	0	1	16	16.0		
00	Daisa Alexander	1-1	33	33.0	4-17	.235	2-8	.250	3-4	.750	0	2	2	2.0	4	0	3	3	0	3	13	13.0		
24	Erin Howard	1-1	33	33.0	4-8	.500	3-7	.429	0-0	.000	3	1	4	4.0	3	0	0	0	0	1	11	11.0		
33	Janiah McKay	1-1	30	30.0	2-11	.182	1-3	.333	5-6	.833	1	0	1	1.0	2	0	2	3	0	2	10	10.0		
02	Brooke Moore	1-0	11	11.0	0-4	.000	0-3	.000	0-0	.000	0	1	1	1.0	0	0	0	0	0	0	0	0.0		
01	Robyn Benton	1-0	8	8.0	0-3	.000	0-1	.000	0-0	.000	0	0	0	0.0	0	0	0	1	0	0	0	0.0		
04	Abigayle Jackson	1-0	4	4.0	0-1	.000	0-0	.000	0-0	.000	0	1	1	1.0	0	0	0	1	1	0	0	0.0		
03	Erica Sanders	1-0	14	14.0	0-1	.000	0-0	.000	0-0	.000	1	1	2	2.0	3	0	1	0	0	0	0	0.0		
Team											1	0	1											
Total.....		1	200		24-70	.343	6-22	.273	15-20	.750	16	13	29	29.0	18	0	10	11	2	9	69	69.0		
Opponents.....		1	200		27-50	.540	7-15	.467	17-23	.739	11	32	43	43.0	18	-	18	23	4	9	78	78.0		

TEAM STATISTICS

	AU	OPP
SCORING	69	78
Points per game	69.0	78.0
Scoring margin	-9.0	-
FIELD GOALS-ATT	24-70	27-50
Field goal pct	.343	.540
3 POINT FG-ATT	6-22	7-15
3-point FG pct	.273	.467
3-pt FG made per game	6.0	7.0
FREE THROWS-ATT	15-20	17-23
Free throw pct	.750	.739
F-Throws made per game	15.0	17.0
REBOUNDS	29	43
Rebounds per game	29.0	43.0
Rebounding margin	-14.0	-
ASSISTS	10	18
Assists per game	10.0	18.0
TURNOVERS	11	23
Turnovers per game	11.0	23.0
Turnover margin	+12.0	-
Assist/turnover ratio	0.9	0.8
STEALS	9	9
Steals per game	9.0	9.0
BLOCKS	2	4
Blocks per game	2.0	4.0
ATTENDANCE	2204	0
Home games-Avg/Game	1-2204	0-0
Neutral site-Avg/Game	-	0-0

Date	Opponent	Score	Att.
* 01/03/19	TENNESSEE	L 69-78	2204

* = Conference game

^ = Preseason WNIT

Score by Periods	1st	2nd	3rd	4th	Totals
Auburn	18	17	15	19	69
Opponents	17	18	23	20	78



Daisa Alexander
 Junior • G • 5-8
 Decatur, Ga.
Southwest DeKalb HS



Robyn Benton
 Freshman • G • 5-9
 Conyers, Ga.
Greater Atlanta Christian School



Brooke Moore
 Freshman • G • 5-7
 McDonough, Ga.
Henry County HS



Erica Sanders
 Senior • G • 5-10
 San Antonio, Texas
Johnson HS




Abigayle Jackson
 Sophomore • F • 6-3
 Little Rock, Ark.
Little Rock Central HS



Emari Jones
 Senior • G • 6-2
 Chicago, Ill.
Shawnee CC



Kiyae' White
 RS Freshman • F • 6-2
 Macungie, Pa.
Emmaus HS



Unique Thompson
 Sophomore • F • 6-3
 Theodore, Ala.
Faith Academy



Crystal Primm
 RS Junior • G • 5-11
 West Palm Beach, Fla.
Duke



Erin Howard
 Freshman • F/G • 6-1
 Madison, Wis.
Madison East HS



Janiah McKay
 Senior • G • 5-6
 Gainesville, Fla.
Gainesville HS




Natalie Kelly
 Freshman • F • 6-3
 Albany, La.
Albany HS



Terri Williams-FLOURNOY
 Head Coach
 Penn State (1991)
Seventh Season



Ty Evans
 Associate Head Coach
 Wisconsin-Whitewater (1995)
Seventh Season



Adrian Walters
 Assistant Coach
 St. Francis (Pa.) (1987)
Seventh Season



Clarisse Garcia
 Assistant Coach
 Villanova (2007)
Third Season