



2010-11 Auburn Women's Basketball

Game 20 • January 23, 2011

vs. #5/6 Tennessee

18 NCAA Tournament Appearances • Three Final Fours • Five SEC Titles • Four SEC Tournament Titles



AUBURN MEDIA RELATIONS

Associate Director/WBB Contact: Matt Crouch • mccrouch@auburn.edu

Auburn Athletic Complex / 392 South Donahue / Auburn, AL 36849

O: 334.844.9800 • C: 334.740.4109 • F: 334.844.9807

www.AuburnTigers.com

Twitter: @AuburnWBB

2010-11 SCHEDULE/RESULTS

NOVEMBER

12	Mercer	W, 79-61
15	#16/14 Florida State	L, 61-67
18	#6/6 Duke	L, 62-75
22	at South Florida	L, 49-67
26	1-vs. Sacred Heart	L, 53-65
27	1-vs. Seton Hall	W, 85-51

DECEMBER

2	South Alabama	W, 75-70
4	Temple	L, 61-62
15	at George Washington	W, 52-45
18	2-vs. Purdue	L, 56-76
21	at Chicago State	W, 67-63
28	Alabama A&M	W, 84-45
30	Jacksonville State	W, 79-60

JANUARY

2	at Alabama* [CSS]	W, 66-55
6	Florida*	W, 73-56
9	at Vanderbilt*	L, 59-67
13	Ole Miss*	W, 85-73
16	LSU* [CSS]	W, 65-53
20	at Mississippi State*	W, 45-41
23	Tennessee* [CSS]	2 p.m.
30	South Carolina*	2 p.m.

FEBRUARY

3	at Kentucky*	6 p.m.
6	Mississippi State*	2 p.m.
10	at LSU* [Cox Sports Television]	7 p.m.
13	at Arkansas* [ESPN2]	4 p.m.
17	Alabama*	6 p.m.
20	at South Carolina* [FSN]	1 p.m.
24	at Georgia*	6 p.m.
27	Kentucky* [SEC Network]	1 p.m.

MARCH

3-6	Southeastern Conference Tournament	Nashville, Tenn. • Bridgestone Arena
20 & 22	NCAA Tournament First and Second Rounds	Auburn, Ala. • Auburn Arena
26-29	NCAA Tournament Regionals	

APRIL

3-5	NCAA Final Four	Indianapolis, Ind. • Consecro Fieldhouse
-----	-----------------	--

* - SEC Game

All Times are Central

1 - Junkanoo Jam (Freeport, Bahamas)

2 - Boilermaker Blockbuster (Indianapolis, Ind.)

All home games played at Auburn Arena

Bold indicates home games

www.AuburnTigers.com

GAME 20

[NR/NR] Auburn (12-7, 5-1 SEC) vs. [5/6] Tennessee (18-2, 6-0 SEC)

When: Sunday, January 23 • 2 p.m. CT

Where: Auburn Arena (9,121) • Auburn, Ala.

TV/Webcast: CSS/ESPN3.com; Matt Stewart (play-by-play), Joe Ciampi (color)

Radio: WMA 96.7 FM; Andy Burcham (play-by-play), Arnika Edwards (color)

Audio Webcast: AuburnTigers.com

Gametracker: AuburnTigers.com

Series: Auburn trails 10-33 (4-9 in Auburn)

Last Meeting: Tennessee def. Auburn 85-56 in Knoxville, Tenn. (1-28-10)

Last Meeting in Auburn: Auburn def. Tennessee 82-68 (1-25-09)

Up Next: Auburn will take Thursday off before returning to action at 2 p.m., Jan. 30 with a home game against South Carolina

AUBURN PROJECTED STARTERS

No.	Pos.	Name	Ht.	Year	PPG	RPG	Hometown
1	G	Morgan Toles	5-9	So.	8.2	(apg) 5.5	Fayetteville, Ga.
4	G	Parrisha Simmons	6-0	Jr.	2.9	3.4	Macon, Ga.
5	G	Alli Smalley	5-8	Sr.	11.7	3.0	Arab, Ala.
14	F	Blanche Alverson	6-3	So.	11.8	4.2	Andalusia, Ala.
21	F	Jordan Greenleaf	6-1	Sr.	9.7	7.7	Rex, Ga.

OFF THE BENCH

2	G	Morgan Jennings	5-8	Jr.	3.2	1.8	Atlanta, Ga.
11	G	Courtney Strain	5-9	Fr.	1.9	0.5	Woodland, Ala.
20	C	Pascale West	6-8	So.	0.9	0.5	LaGrange, Ga.
22	G	Camille Glymph	5-10	Fr.	1.3	(apg) 0.3	Greenville, S.C.
23	F	Chantel Hilliard	6-2	Jr.	6.2	2.9	Biloxi, Miss.
25	F	Jassany Williams	6-2	Fr.	3.9	3.5	Davie, Fla.
32	G/F	Tyrese Tanner	6-2	Fr.	5.1	2.6	Birmingham, Ala.
34	C	Peyton Davis	6-5	Fr.	1.8	1.2	Birmingham, Ala.

Head Coach: Nell Fortner / Associate Head Coach: Kerry Cremeans / Assistant Coaches: Mark Simons and Carla McGhee

TENNESSEE PROJECTED STARTERS

No.	Pos.	Name	Ht.	Year	PPG	RPG	Hometown
5	G	Angie Bjorklund	6-0	Sr.	11.5	3.2	Spokane Valley, Wash.
10	G	Meighan Simmons	5-9	Fr.	16.2	(apg) 2.7	Cibola, Texas
13	G	Taber Spani	6-1	So.	8.5	4.5	Lee's Summit, Mo.
40	F	Shekinna Stricklen	6-2	Jr.	10.7	7.6	Morrilton, Ark.
52	C	Kelley Cain	6-6	R-Jr.	8.3	6.5	Atlanta, Ga.

Head Coach: Pat Summitt / Associate Head Coach: Holly Warlick / Assistant Coaches: Mickie DeMoss and Dean Lockwood

Media Information

The Auburn media relations department considers its work with the media a top priority. The 2010-11 Auburn Women's Basketball Media Supplement has been prepared to assist the working media in their coverage of Tiger basketball. If you have not received a copy, or if you need additional information, interview or photograph requests, or have any questions, please contact Matt Crouch in the media relations office at 334.844.9709.

Interview Policy

Coach Fortner, her assistants and all women's basketball players are available for phone and personal interviews by contacting Matt Crouch in the media relations office. Post-game interviews will be allowed following a 10-minute cooling off period. Non-game day requests will be met based on the players class and practice schedules.

Credentials

Anyone wishing to cover an Auburn women's basketball game should contact Matt Crouch in the media relations office at least one day in advance in order to make the proper arrangements.

On the Air

The Tigers can be heard live locally in Auburn on Mix 96.7 FM for the entire regular and postseasons. Andy Burcham, in his 23rd season with the women's basketball program and handles play-by-play duties. Arnika Edwards joins Burcham for her fourth season and provides color commentary. Each game can also be heard live on the internet at www.AuburnTigers.com.

Weekly Live Radio Show

Starting in January, every Tuesday at 6 p.m. CT Nell Fortner will host a live show from Logan's Roadhouse in Tiger Town with Andy Burcham. Fans can listen to the show on 96.7 FM. The number to call in to the show is 1-800-282-2557.

Game-Day Services

Statistics, rosters and game notes will be provided prior to the game in the media work room. Box scores will also be handed out during and following the game. Phones and fax machines are available in the media work room.

Photo/Video Services

Todd Van Emst of the Auburn Media Relations office handles all photo requests. Please contact Van Emst at 334-844-9514. Satellite feeds of selected Auburn women's basketball games are available for the media. A number of studio and satellite services may be arranged for electronic media by calling Steve Sain in the Auburn Media Relations office at 334.844.9809.

On the Web

The home for Auburn Athletics on the web, www.AuburnTigers.com, is your source for Auburn Women's Basketball. The website offers the most recent information and news on the Tigers. At AuburnTigers.com, you can also listen to each women's basketball game broadcast live and follow along on live scoring for every home game.

2010-11 Numerical Roster

No.	Name	Height	Position	Class	Hometown/High School
1	Morgan Toles	5-9	Guard	SO	Fayetteville, Ga./Sandy Creek
2	Morgan Jennings	5-8	Guard	JR	Atlanta, Ga./Frederick Douglass
4	Parrisha Simmons	6-0	Guard	JR	Macon, Ga./Southwest Macon
5	Alli Smalley	5-8	Guard	SR	Arab, Ala./Arab
11	Courtney Strain	5-9	Guard	FR	Woodland, Ala./Woodland
14	Blanche Alverson	6-3	Foward/Guard	SO	Andalusia, Ala./Buford (Ga.)
20	Pascale "P.J." West	6-8	Center	SO	LaGrange, Ga./Troup County
21	Jordan Greenleaf	6-1	Forward	SR	Rex, Ga./Morrow
22	Camille Glymph	5-10	Guard	FR	Greenville, S.C./J.L. Mann
23	Chantel Hilliard	6-2	Forward/Center	JR	Biloxi, Miss./St. Martin
25	Jassany Williams	6-2	Forward	FR	Davie, Fla./Nova
32	Tyrese Tanner	6-2	Forward	FR	Birmingham, Ala./Hoover
34	Peyton Davis	6-5	Center	FR	Birmingham, Ala./Mortimer Jordan

2010-11 Alphabetical Roster

No.	Name	Height	Pos.	Ht.	Hometown
14	Blanche Alverson	6-3	Foward/Guard	SO	Andalusia, Ala./Buford (Ga.)
34	Peyton Davis	6-5	Center	FR	Birmingham, Ala./Mortimer Jordan
22	Camille Glymph	5-10	Guard	FR	Greenville, S.C./J.L. Mann
21	Jordan Greenleaf	6-1	Forward	SR	Rex, Ga./Morrow
23	Chantel Hilliard	6-2	Forward/Center	JR	Biloxi, Miss./St. Martin
2	Morgan Jennings	5-8	Guard	JR	Atlanta, Ga./Frederick Douglass
4	Parrisha Simmons	6-0	Guard	JR	Macon, Ga./Southwest Macon
5	Alli Smalley	5-8	Guard	SR	Arab, Ala./Arab
11	Courtney Strain	5-9	Guard	FR	Woodland, Ala./Woodland
32	Tyrese Tanner	6-2	Forward	FR	Birmingham, Ala./Hoover
1	Morgan Toles	5-9	Guard	SO	Fayetteville, Ga./Sandy Creek
20	Pascale "P.J." West	6-8	Center	SO	LaGrange, Ga./Troup County
25	Jassany Williams	6-2	Forward	FR	Davie, Fla./Nova

STAFF:

Head Coach: Nell Fortner (Texas, 1982)

Assistant Coach: Kerry Cremeans (Florida, 1994)

Assistant Coach: Mark Simons (Aquinas College, 1972)

Assistant Coach: Carla McGhee (Tennessee, 1990)

Director of Basketball Operations: Melissa Maines (Texas Tech, 1998)

Video Coordinator: Kelly Komara (Purdue, 2002)

Administrative Assistant: Ashley Langford (Tulane, 2009)

Director of Administrative Support Services: Arnika Edwards (Alabama A&M, 1991)

Athletic Trainer: Angie Lawrence (Appalachian State, 1997)

Student Assistant: Reneisha Hobbs (Auburn, 2010)

BY CLASS:

Seniors (2): Jordan Greenleaf, Alli Smalley

Juniors (3): Chantel Hilliard, Morgan Jennings, Parrisha Simmons

Sophomores (3): Blanche Alverson, Morgan Toles, Pascale "P.J." West

Freshmen (5): Peyton Davis, Camille Glymph, Courtney Strain, Tyrese Tanner, Jassany Williams

Projected Auburn Starters



Morgan Toles

Guard
5-9
Sophomore
Fayetteville, Ga.
Sandy Creek High School
8.2 ppg / 5.5 apg / 3.4 rpg

1

- Had 8 points and 5 assists last season at Tennessee
- Has at least 5 assists in 10 of last 12 games
- Scored in double figures seven times this season
- Leads the SEC in assists and assist-to-turnover ratio



Parrisha Simmons

Guard
6-0
Junior
Macon, Ga.
Southwest Macon High School
2.9 ppg / 3.4 rpg / 1.8 orpg

4

- Had 6 points and 5 rebounds last season at Tennessee
- A rebounding and defensive specialist
- Is second on the team with 1.8 offensive rebounds per game
- Scored season-high 6 points vs. Purdue; tied that mark vs. Florida



Alli Smalley

Guard
5-8
Senior
Arab, Ala.
Arab High School
11.7 ppg / 1.8 spg / 3.0 rpg

5

- A Preseason All-SEC First Team selection
- Set AU career 3-point record against Temple; hit 200th of career vs. Ole Miss
- Moved into top 10 in career scoring at AU vs. LSU; has 1,430 career points
- Had 21 points last season at Tennessee



Blanche Alverson

Guard/Forward
6-3
Sophomore
Andalusia, Ala.
Buford (Ga.) High School
11.8 ppg / 4.2 rpg / .324 3fg%

14

- This week's SEC Player of the Week
- Scored career-high 27 pts vs. Ole Miss, including career-high five 3-pointers
- Has also scored in double figures in 13 games this season
- Had 8 points and 5 rebounds last season at Tennessee



Jordan Greenleaf

Forward
6-1
Senior
Rex, Ga.
Morrow High School
9.7 ppg / 7.7 rpg / 1.7 spg

21

- Has scored in double figures in nine games this season, including 19 at Ala.
- Pulled down double-digit rebounds 6 times this season
- After shooting 2-of-18 the previous three games, is 41-of-75 in the last eight
- Had 3 points and 5 rebounds last season at Tennessee

Auburn Women's Basketball Quick Hitters

- Sunday is Alli Smalley Bobblehead Day; the first 500 fans through the door will receive an Alli bobblehead
- Auburn sophomore Blanche Alverson was named this week's SEC Player of the Week
- Auburn is playing on TV for the third time this season, all coming on CSS; the Tigers are 2-0 in televised games
- Senior Alli Smalley moved into the top 10 in career scoring at Auburn against LSU; she now has 1,430 points
- Smalley recorded her 200th career 3-pointer vs. Ole Miss, becoming the first Auburn player ever to reach the plateau
- Sophomore point guard Morgan Toles leads the SEC in assists and assist-to-turnover ratio
- Toles and Tennessee's Kelley Cain won two state championships together as teammates at St. Pius X HS in Atlanta
- The Tigers are 11-3 in their last 14 games after starting the season 1-4
- This will be the 44th meeting between Auburn and Tennessee with Auburn trailing 10-33; 4-9 when in Auburn
- Auburn is coming off a 45-41 win at Mississippi State; Tennessee is coming off a 71-56 win at South Carolina
- Tennessee won the last meeting, 85-56, in Knoxville on Jan. 28, 2010; the Tigers won the last meeting in Auburn, 82-68, in a sold-out Beard-Eaves-Memorial Coliseum on Jan. 25, 2009
- This will be the 10th meeting between Fortner and UT's Pat Summitt with Summitt leading the series 7-2
- This marks the third time this season for Fortner to face a former Olympic head coach; she holds a 2-0 record so far
- UT Director of Character Development Daedra Charles-Furlow is a former Auburn assistant under Nell Fortner
- Auburn assistant coach Carla McGhee graduated from Tennessee in 1990, winning two NCAA titles during her tenure
- Tennessee enters the game ranked 5th in the AP poll, 6th in the coaches poll
- Auburn is 91-154 all-time vs. ranked teams, 3-14 against teams ranked 5th; Fortner is 10-37 vs. ranked teams
- Auburn is 9-2 all-time when playing on Jan. 23, Nell Fortner is 1-0
- The Tigers are 185-97 all-time in the month of January, 22-25 under Fortner
- Auburn is 50-60 all-time against teams from the state of Tennessee
- Six different Tigers have led the team in scoring this season
- Auburn is 85-2 under Fortner when scoring 70 or more points
- The Tigers are averaging 20.3 points per game scored on turnovers and have scored 20 or more points off turnovers on eight occasions this season
- Auburn is playing its first season in the new \$86 million Auburn Arena
- The season-opening win over Mercer was the first regular-season Auburn win, men or women, in the new facility
- Alli Smalley broke the Auburn career 3-point record against Temple, she now has 203 on her career
- Alli Smalley and Tyrese Tanner were named to the Junkanoo Jam All-Tournament Team on Nov. 27
- Auburn was picked sixth in the SEC Preseason Media and Coaches' polls, Tennessee was picked to win the league
- Alli Smalley was picked the the Coaches' Preseason All-SEC First Team and to the media's Second Team
- Nell Fortner is beginning her seventh season at Auburn, marking her longest tenure at any job
- The Chicago State game was Nell Fortner's 200th as Auburn's head coach, she was 121-79 in her first 200 games
- The Tigers welcome five newcomers: Peyton Davis, Camille Glymph, Courtney Strain, Tyrese Tanner, Jassany Williams
- Carla McGhee returns to Auburn for her second stint as an assistant coach
- Auburn will be a first- and second-round host of the 2011 NCAA Tournament in the new Auburn Arena



Follow Auburn Women's Basketball on Twitter

@AuburnWBB

INDIVIDUAL CATEGORY LEADERS

Auburn	Tennessee
Blanche Alverson - 11.8.....	Points.....Meighan Simmons - 16.2
Jordan Greenleaf - 7.7.....	Rebounds.....Glory Johnson - 8.8
Morgan Toles - 5.5.....	Assists.....Meighan Simmons - 2.7
Alli Smalley - 1.8.....	Steals.....Glory Johnson - 1.6
Jordan Greenleaf - 1.2.....	Blocks.....Kelley Cain - 2.3
Jordan Greenleaf - 32.3.....	Minutes Played.....Angie Bjorklund - 30.4
Chantel Hilliard - .541.....	Field Goal Percentage.....Kelley Cain - .609
Alli Smalley - .383.....	3-Point Percentage.....Angie Bjorklund - .400
Blanche Alverson - .769.....	Free-Throw Percentage.....Taber Spani - .784

AUBURN WOMEN'S BASKETBALL WEEKLY SCHEDULE

	Friday 21	Saturday 22	Sunday 23	Monday 24	Tuesday 25	Wednesday 26	Thursday 27
Jan. 21 through Jan. 27	Practice 1:30 - 3:30 p.m. Auburn Arena	Practice 10 a.m. - 12 p.m. Auburn Arena	Auburn vs. Tennessee 2 p.m. Auburn Arena CSS	OFF	Practice 2:30 - 4:30 p.m. Auburn Arena	Practice 2:30 - 4:30 p.m. Auburn Arena	OFF

General Information

School.....	Auburn University
City / Zip.....	Auburn, Ala. / 36849
Founded.....	Oct. 1, 1856
Enrollment.....	24,602
Nickname.....	Tigers
Colors.....	Burnt Orange and Navy Blue
Home Court.....	Auburn Arena (9,121)
Affiliation.....	NCAA Division I
Conference.....	Southeastern Conference
President.....	Dr. Jay Gogue
Athletic Director.....	Jay Jacobs
Senior Women's Administrator.....	Meredith Jenkins
Faculty Athletics Representative.....	Dr. Mary Boudeaux
University Website.....	www.Auburn.edu

Team Information

2009-10 Record (SEC Record).....	15-16 (5-11)
SEC Finish / Tournament Finish.....	10th / Second Round
All-time SEC Record.....	184-151 (.549)
All-time SEC Tournament Record.....	34-27
Starters Returning/Lost.....	5/1
Lettermen Returning/Lost.....	9/2
Newcomers.....	5
First Year of Basketball.....	1971
Overall Record.....	792-351 (.693)
NCAA Tournament Appearances/Last.....	18/2009
NCAA Tournament Record.....	29-18
WNIT Appearances/Last.....	2/2007
WNIT Record.....	7-1

Basketball Staff

Head Coach (Alma Mater).....	Nell Fortner (Texas, 1982)
Record at Auburn.....	128-80 (7th season)
Career Record.....	145-91 (8th season)
Associate Head Coach (Alma Mater).....	Kerry Cremeans (Florida, 1994)
Assistant Coaches (Alma Mater).....	Mark Simons (Aquinas College, 1972)
.....	Carla McGhee (Tennessee, 1990)
Director of Basketball Operations.....	Melissa Maines
Director of Administrative Support Services.....	Arnika Edwards
Administrative Assistant.....	Ashley Langford
Student Assistant.....	Reneisha Hobbs
Video Coordinator.....	Kelly Komara
Secretary.....	Ann Yates
Basketball Office Phone.....	(334) 844-9200
Basketball Office Fax.....	(334) 844-9862
Strength and Conditioning.....	Megan Young
Athletic Trainer.....	Angie Lawrence
Academic Counselor.....	Mary Ann Taylor-Sims

Radio Broadcast Information

Radio Station.....	WMXA (96.7 FM)
Play-by-Play.....	Andy Burcham
Color.....	Arnika Edwards
Burcham Email.....	aburcham@aunetwork.com
Burcham Office Phone.....	(334) 826-2929
Network Address.....	Auburn Network, Inc.
.....	P.O. Box 950
.....	Auburn, AL 36831-0950

TENNESSEE MEDIA RELATIONS

For information on the Tennessee Lady Vol women's basketball team, contact Debby Jennings in the media relations office. Her number is 865.972.4275 and her email is djennings@utk.edu.

For more information, go to www.UTLadyVols.com.

OFFICIALS

TBA

RANKINGS

Auburn is not ranked. Tennessee is ranked No. 5 in the Associated Press poll and No. 6 in the USA Today/ESPN Coaches Poll. At No. 5, Tennessee is the highest ranked opponent for the Tigers this season.

NEXT UP FOR THE TIGERS

Auburn will take Thursday off before returning to action at 2 p.m., Sunday, Jan. 30 at home against South Carolina.

AUBURN'S POST-GAME PROCEDURE

The Auburn locker room is closed. Coach Nell Fortner and selected Tiger players will be brought to the interview room after the 10-minute "cooling off" period.

QUICK HITS

Auburn is in its 40th season of women's basketball and sports an all-time record of 792-351... AU has made 18 NCAA Tournament appearances, two WNIT appearances and three Final Fours in the program's history... Head Coach Nell Fortner is in her seventh season at Auburn with a 145-91 career record and a 128-80 record on the Plains... The Tigers are coming off a 15-16 season in 2009-10.

ON THE TUBE

This will be Auburn's third televised game this season as it is aired live on CSS. Matt Stewart will call the action with former Auburn head coach Joe Ciampi adding analysis. Auburn is 2-0 in televised games this season.

AUBURN-TENNESSEE SERIES

This will be the 44th meeting between Auburn and Mississippi State with the Tigers trailing, 10-33. Tennessee has a 9-4 advantage when playing in Auburn. The Tigers have won two of the last three meetings with Tennessee, including the last meeting in Auburn.

Previous meetings against Tennessee:

Feb. 9, 1980	L	61-72	Knoxville, Tenn.
Mar. 6, 1983	L	75-83	Knoxville, Tenn.
Mar. 4, 1985	L	60-63	Oxford, Miss.
Feb. 8, 1986	W	66-60	Knoxville, Tenn.
Jan. 14, 1987	W	75-69	Auburn
Mar. 6, 1987	W	102-96	Albany, Ga.
Mar. 21, 1987	L	61-77	Knoxville, Tenn.
Jan. 9, 1988	W	71-68	Knoxville, Tenn.
Mar. 7, 1988	L	70-73	Albany, Ga.
Jan. 7, 1989	W	67-59	Auburn
Mar. 6, 1989	L	51-66	Albany, Ga.
April 2, 1989	L	60-76	Tacoma, Wash.
Feb. 3, 1990	L	65-76	Knoxville, Tenn.
Mar. 5, 1990	W	78-77	Albany, Ga.
Jan. 19, 1991	W	70-65	Auburn
Mar. 3, 1991	L	62-70	Albany, Ga.
Mar. 23, 1991	L	65-69	Knoxville, Tenn.
Jan. 30, 1992	L	54-69	Knoxville, Tenn.
Jan. 12, 1993	L	59-70	Auburn
Jan. 15, 1994	L	46-58	Knoxville, Tenn.
Jan. 14, 1995	L	43-68	Auburn
Feb. 18, 1996	L	67-72 (OT)	Knoxville, Tenn.
Feb. 15, 1997	L	63-76	Auburn
Mar. 2, 1997	W	61-59	Chattanooga, Tenn.
Feb. 14, 1998	L	63-79	Knoxville, Tenn.
Feb. 14, 1999	L	63-71	Auburn
Feb. 27, 2000	L	76-61	Knoxville, Tenn.
Feb. 25, 2001	L	49-63	Auburn
Jan. 10, 2002	L	50-71	Knoxville, Tenn.
Jan. 27, 2002	L	53-66	Auburn
Jan. 12, 2003	L	72-81	Knoxville, Tenn.
Feb. 16, 2003	L	56-59	Auburn
Mar. 7, 2003	L	51-66	Little Rock, Ark.
Feb. 4, 2004	L	61-68 (OT)	Knoxville, Tenn.
Jan. 20, 2005	L	71-81	Auburn
Mar. 4, 2005	L	54-64	Greenville, S.C.
Feb. 23, 2006	L	56-81	Knoxville, Tenn.
Mar. 3, 2006	L	45-77	Little Rock, Ark.
Feb. 8, 2007	L	62-72	Auburn
Jan. 10, 2008	L	52-85	Knoxville, Tenn.
Jan. 25, 2009	W	82-68	Auburn
Mar. 7, 2009	W	78-58	North Little Rock, Ark.
Jan. 28, 2010	L	56-85	Knoxville, Tenn.

Statistical Comparison - Auburn vs. Tennessee

Coach:	Auburn Nell Fortner	Tennessee Pat Summitt
Career Record:	145-91	1,055-198
Top Scorer:	Alverson (11.8)	Simmons (16.2)
Top Rebounder:	Greenleaf (7.7)	Johnson (8.8)

Series Record:	Auburn trails, 10-33
- at Auburn	Auburn trails, 4-9
- at Knoxville, Tenn.	Auburn trails, 2-16
- at Neutral	Auburn trails, 4-8
- Overall Streak	Tennessee won the last meeting

Record	12-7	18-2
Conference Record	5-1	6-0
RPI Ranking	73	2
Points Per Game	66.1	80.9
Scoring Margin	+5.5	+25.4
FG Percentage	.402	.461
Opp. FG %	.407	.330
3FG Percentage	.325	.361
Opp. 3FG %	.351	.266
Rebounds	38.2	47.0
Opp. Rebounds	36.9	34.8
Rebound Margin	+1.3	+12.2
Turnovers	14.9	15.7
Opp. Turnovers	19.5	18.2
Steals	9.8	8.2
Opp. Steals	6.5	7.9
Blocks	4.2	5.5
Opp. Blocks	3.0	2.7

Around the SEC (Through Games of Jan. 22, 2011)

	SEC	Pct.	Overall	Pct.
Tennessee	6-0	1.000	18-2	.900
Georgia	5-0	1.000	15-3	.833
Auburn	5-1	.833	12-7	.632
Vanderbilt	4-2	.667	13-6	.684
Kentucky	3-2	.600	14-4	.778
Arkansas	3-3	.500	15-3	.833
Florida	3-3	.500	13-7	.650
LSU	3-3	.500	13-7	.650
South Carolina	2-4	.333	10-9	.526
Ole Miss	1-4	.200	8-9	.470
Mississippi State	0-5	.000	8-9	.470
Alabama	0-6	.000	11-8	.579

This Week in the SEC**Thursday, Jan. 20**

Kentucky at Florida	59-58, UK
Tennessee at South Carolina [FSN]	71-56, UT
Arkansas at Vanderbilt	65-54, VU
Auburn at Mississippi State	45-41, AU
Ole Miss at LSU [CST]	78-43, LSU
Georgia at Alabama [CSS]	60-51, UGA

Sunday, Jan. 23

Alabama at South Carolina [SEC Network]	1 p.m.
Ole Miss at Arkansas	2 p.m.
Tennessee at Auburn [CSS]	2 p.m.
Florida at LSU [CST]	2 p.m.
Mississippi State at Georgia [FSN]	2 p.m.
Vanderbilt at Kentucky [ESPN]	3 p.m.

All Times Central

Moving On Up (Auburn Players in the Career Rankings)...

- **Alli Smalley** now holds the Auburn record for career 3-pointers with 203 and career 3-point attempts with 589
- **Alli Smalley** needs 45 more points to tie Le'Coe Willingham for 9th all-time in career scoring at Auburn
- **Blanche Alverson** needs 8 more 3-pointers to tie Lynn Stevenson for 9th all-time in career 3-point field goals
- **Jordan Greenleaf** needs 4 more blocked shots to tie DeWanna Bonner for sixth all-time at Auburn in career blocks
- **Jordan Greenleaf** needs 13 more rebounds to tie Kendall Mago and C.C. Hayden for 11th all-time at Auburn in career rebounds

SCOUTING AUBURN

After a difficult 1-4 start to the season, Auburn has rallied to go 11-3 in its last 14 games, including a five-game winning streak. The streak was the longest since the Tigers won six in a row from Nov. 28 - Dec. 28, 2009.

The Tigers have lived off their defense this season, averaging 9.9 steals and 4.1 blocks per game. Auburn opponents average 19.5 turnovers per game with the Tigers scoring an average of 20.3 points per game off of turnovers.

Sophomore Blanche Alverson, the SEC Player of the Week, leads the team with 11.8 points per game, followed by senior Alli Smalley with 11.7 per game. Smalley and Alverson have combined to average 3.5 3-pointers made per game.

Jordan Greenleaf pulls down a team-high 7.7 rebounds per game, along with her 9.7 points. Sophomore Morgan Toles averages 8.2 points and 5.5 assists per game, good enough for first in the SEC.

SCOUTING TENNESSEE

Tennessee brings back all five starters and all 11 letterwinners from last season's SEC Championship squad that went 32-3 (15-1 SEC) and advanced to the Sweet 16 of the NCAA Tournament. The Lady Vols added to that depth by bringing in two newcomers this season in Meighan Simmons and Lauren Avant.

The Lady Vols have only lost two games this season with one of those being an 11-point loss against Baylor, who is currently the No. 1 team in the nation.

Simmons has made an immediate impact on the team, leading Tennessee in scoring this season with 11.8 points per game. The guard also averages 2.9 rebounds and a team-best 2.7 assists per game. Four other Lady Vols are averaging double digits with senior Angie Bjorklund (11.5), junior Shekinna Stricklen (10.7) and junior Glory Johnson (10.5) following Simmons.

Along with a strong post presence from Kelly Cain, Stricklen and Johnson, the Lady Vols have also excelled from beyond the arc with 7.0 3-pointers per game at a 36.1 percent clip. Four Tennessee players have hit more than 10 this season with Bjorklund leading the way with 50.

As a team, UT shoots 46.1 percent from the field. The Lady Vols average a SEC-best 80.9 points per game while holding their opponents to 55.5 per game.

LAST TIME OUT FOR AUBURN

After trailing by six points at the half, Auburn's second-half defense kept the Tigers in the game as they defeated Mississippi State, 45-41, in Starkville, Miss., on Jan. 20. The win marked Auburn's fifth conference win of the season, tying last season's SEC total.

Alli Smalley and Blanche Alverson led the Tigers with 11 points each in the win. Jordan Greenleaf led the Auburn rebounding effort with 10.

The Tigers struggled offensively throughout the night, especially in the first half as they went into the locker room down six, having scored just 16 points on 6-of-29 shooting from the floor.

The Tigers caught a spark in the second half and relied on defense to get the job done. Auburn held Mississippi State to just two field goals in the last 7:35 of the game, both coming with less than 20 seconds left.

Smalley found a rhythm in the second half and was able to score 11 points for the Tigers, in addition to five rebounds, five assists and four steals. Mississippi native Chantel Hilliard also stepped up in the second half, scoring four of her seven points off the bench in the period. She also finished the game with six rebounds and a blocked shot.

Leading by just two points with less than 30 seconds left in the game, Smalley pulled up on the right side of the floor for her lone 3-pointer of the night, giving the Tigers a 42-37 lead. A pair of Smalley rebounds on the other end of the floor helped secure the win.

LAST TIME OUT FOR TENNESSEE

South Carolina jumped out to an early 12-4 lead, but Tennessee came roaring back and eventually led by as many as 17 points before taking the 71-56 win over the Gamecocks Thursday in Columbia, S.C.

Junior Shekinna Stricklen led the Lady Vols with a double-double, scoring 18 points along with her 16 rebounds. Kelley Cain picked up one as well with 11 points and 11 rebounds along with her six blocked shots. Freshman Meighan Simmons also finished in double figures with 16 points along with four assists.

Tennessee took a 15-point lead midway through the second half, but South Carolina battled to the end, cutting it to five with 4:57 to go. That would be as close as the Gamecocks would get as Tennessee out-scored South Carolina 14-4 for the remainder of the game for the win.

Tennessee won despite turning the ball over 24 times. The lady Vols dominated the boards, however, 51-31.

Associated Press Top-25 Poll**Week 10 (Jan. 17)**

Rank	School	Record	Points	Pvs
1	Baylor (25)	16-1	981	1
2	Connecticut (13)	16-1	966	2
3	Duke (1)	17-0	911	3
4	Stanford (1)	14-2	887	4
5	Tennessee	17-2	838	5
6	Texas A&M	15-1	811	7
7	Xavier	14-2	741	8
8	UCLA	15-1	674	10
9	West Virginia	17-1	667	6
10	North Carolina	16-1	664	11
11	Notre Dame	15-4	587	12
12	Michigan State	16-2	569	9
13	DePaul	17-2	520	14
14	Oklahoma	13-3	445	15
15	Maryland	14-3	359	13
16	Georgetown	14-4	340	18
17	Miami (Fla.)	18-1	316	22
18	Iowa	15-4	311	16
19	Kentucky	13-4	304	19
20	Iowa State	13-4	183	17
21	Wisconsin-Green Bay	17-1	163	23
22	Florida State	14-4	158	21
23	Arkansas	15-2	131	20
24	Georgia	14-3	123	NR
25	Ohio State	11-6	77	24

Others Receiving Votes: Texas Tech 61, Georgia Tech 54, Duquesne 50, Marquette 33, Boston College 27, St. John's 13, Southern California 12, Marist 9, Syracuse 5, Texas 4, Bowling Green 2, Northwestern 2, Florida Gulf Coast 1, Penn State 1.

USA Today / ESPN Top-25 Coaches Poll**Week 10 (Jan. 18)**

Rank	School	Record	Points	Pvs
1	Baylor (20)	16-1	761	1
2	Connecticut (9)	17-1	749	2
3	Duke (2)	17-0	713	3
4	Stanford	14-2	683	4
5	Texas A&M	15-1	650	5
6	Tennessee	17-2	627	6
7	Xavier	14-2	578	8
8	UCLA	15-1	555	9
9	West Virginia	17-1	516	7
10	Notre Dame	15-4	481	12
11	North Carolina	16-2	432	11
12	Michigan State	16-2	413	10
13	Oklahoma	13-3	400	14
14	Maryland	14-3	309	13
15	Wisconsin-Green Bay	17-1	293	18
16	Florida State	14-4	292	15
17	Georgetown	14-4	280	17
18	DePaul	17-2	272	21
19	Kentucky	13-4	252	19
20	Iowa State	13-4	186	16
21	Iowa	15-4	164	20
22	Miami (Fla.)	18-1	126	25
23	St. John's	13-5	64	22
24	Arkansas	15-2	60	23
25	Texas Tech	16-1	48	NR

Others Receiving Votes: Marquette 40, Ohio State 26, Florida Gulf Coast 18, Boston College 17, Marist 16, **Georgia 10**, Georgia Tech 10, Bowling Green 9, Duquesne 9, Kansas 4, Oklahoma State 4, Syracuse 4, Tulane 3, Rutgers 1.

Bold denotes 2010-11 opponents

FORTNER VS. SUMMITT

This will be the 10th meeting between Nell Fortner and Tennessee's Pat Summitt with Summitt owning a 7-2 record. Six of the seven wins against Fortner have come during her time at Auburn while the seventh came during the 1996-97 season while Fortner was coaching at Purdue.

Fortner is in her seventh season at Auburn and eighth overall as a collegiate head coach, holding a 145-91 career record. Summitt is in her 37th season as Tennessee's head coach and holds a 1,055-198 record.

AGAINST THE SEC

Auburn has a 184-151 all-time record in the Southeastern Conference. The Tigers have won five SEC titles and four SEC Tournament titles, most recently winning the regular-season title in 2009 after 14-2 league mark.

LAST TIME VS. TENNESSEE (Jan. 28, 2010)

Playing in front of a crowd of 12,353 at Tennessee's Thompson-Boling Arena, Auburn fell 85-56 Jan. 28, 2010 to the fifth-ranked Lady Vols. Alli Smalley scored a game-high 21 points in the loss. Blanche Alverson, KeKe Carrier and Morgan Toles followed Smalley with eight points each. Carrier also pulled down a team-high six rebounds while blocking six shots.

The Lady Vols shot 13-of-23 from 3-point range in the game for 56.5 percent. Junior guard Angie Bjorklund led the way, scoring 18 of her team-high 20 points from 3-point land, finishing the night at 6-of-12.

The Tigers jumped out to a quick 5-0 lead in the game following a Carrier layup and a 3-pointer from freshman Alverson. The Tigers did not trail through the first five minutes of the game, by Tennessee's Kelley Cain scored on a put-back with 14:41 left in the first half to give the Lady Vols a lead they would not give up.

Auburn kept the Tennessee lead in single digits until Alyssia Brewer got a putback and completed the three-point play to give the Lady Vols a 10-point lead. UT would go on to take an 18-point, 43-25 lead at halftime.

Tennessee kept that momentum rolling in the second half, scoring the first four points of the period. The Lady Vols would go on to lead by as many as 33 points in the second half. Auburn was able to cut it down to 29 for the final score of 85-56.

LAST TIME VS. TENNESSEE IN AUBURN (Jan. 25, 2009)

Auburn Senior DeWanna Bonner posted a career-high 35 points and nine rebounds in front of a record-breaking crowd at Beard-Eaves-Memorial Coliseum as sixth-ranked Auburn defeated defending national champion Tennessee, 82-68. The crowd of 12,067 shattered the previous attendance record of 7,150 that dated back to the Jan. 6, 1989 matchup between the two sides.

The Auburn win was the first over Tennessee since March 2, 1997 when the Tigers defeated the Lady Vols, 61-59, in the SEC Tournament semifinals. The victory is also the largest ever for Auburn over Tennessee with the previous high an eight-point win (67-59) on Jan. 7, 1989 in Auburn.

Bonner put on a show for the masses, not only leading the

Tigers in points but in rebounds with nine and steals with six. The Fairfield, Ala., native was also 14-of-16 from the charity stripe.

The Tigers had three players score in double-digits including senior Whitney Boddie and sophomore Alli Smalley with 17 and 16, respectively.

As a team, Auburn shot 48 percent from the field, 4-of-13 from behind the arc and 24-of-29 from the free-throw line.

Tennessee was 47 percent from the field, 6-of-20 from three-point range and 10-of-13 from the line. The Lady Vols were led by Shekinna Stricklin with 26 points while Glory Johnson picked up a double-double with 13 points and a game-high 10 boards.

AGAINST THE RANKED

Auburn holds an 91-154 all-time record against teams ranked in the Associated Press Top 25 poll. Head Coach Nell Fortner is 10-37 against ranked teams at Auburn.

The Tigers are 3-14 all-time against teams ranked fifth in the country, Fortner is 0-3 against teams ranked fifth with all three losses coming to Tennessee.

The last game for the Tigers against a team ranked fifth in the country came on Jan. 28, 2010 in an 85-56 loss at Tennessee.

Auburn is 0-2 against teams ranked in the AP poll this season after losses to No. 16 Florida State (67-61) and No. 6 Duke (75-62).

AN OLYMPIC RING TO IT

Sunday's game against Tennessee will mark the third time this season that Auburn head coach Nell Fortner, who was head coach of the U.S. National Team at the 2000 Sydney Olympics, will face another Olympic coach. Tennessee head coach Pat Summitt was head coach of the 1984 U.S. Olympic Team and was named an assistant in 1980.

Fortner also faced Seton Hall head coach Anne Donovan earlier this season. She was the U.S. head coach at the 2008 Olympics. The Tigers downed the Pirates, 85-51. Fortner also defeated LSU's Van Chancellor, head coach at the 2004 Athens Olympics, 65-53 on Jan. 16, giving her a 2-0 record so far this season against former Olympic coaches.

NELL'S COACHING TREE

Head Coach Nell Fortner will see a familiar face on the Tennessee sideline in Lady Vol Director of Character Development Daedra Charles-Furlow. Fortner hired Charles-Furlow as an assistant coach prior to the 2006-07 season. During her two seasons at Auburn, the Tigers posted a combined 41-25 record.

Charles-Furlow is in her third season back at her alma mater, under Pat Summitt, who was her coach at UT from 1988-91.

FACING HER ALMA MATER

Auburn assistant coach Carla McGhee should be familiar with Tennessee women's basketball as she played for the Lady Vols from 1986-90. She played three of those seasons, helping Tennessee compile a 90-14 record and two NCAA titles.

SEC PRESEASON POLL (Media Vote)
(First-place votes in Parentheses)**SEC Champion**

Tennessee (15), Kentucky (1), Auburn (1)

Order of Finish

1. Tennessee.....	202
2. Kentucky.....	183
3. Vanderbilt.....	157
4. Georgia.....	150
5. LSU.....	147
6. Auburn.....	120
7. South Carolina.....	84
8. Arkansas.....	81
9. Alabama.....	65
10. Ole Miss.....	47
11. Mississippi State.....	45
11. Florida.....	45

Player of the Year

Victoria Dunlap, UK (13), Angie Bjorklund, UT (2), Shekinna Stricklen, UT (2)

All-SEC First TeamLaSondra Barrett, LSU
Victoria Dunlap, Kentucky
Angie Bjorklund, Tennessee
Shekinna Stricklen, Tennessee
Jence Rhoads, Vanderbilt**All-SEC Second Team**Tierney Jenkins, Alabama
Alli Smalley, Auburn
Porsha Phillips, Georgia
A'dia Mathies, Kentucky
Kelley Cain, Tennessee**SEC PRESEASON POLL (Coaches' Vote)****SEC Champion**

Tennessee

Order of Finish

1. Tennessee.....	121
2. Kentucky.....	108
3. LSU.....	93
4. Georgia.....	88
4. Vanderbilt.....	88
6. Auburn.....	59
7. South Carolina.....	48
8. Alabama.....	43
9. Ole Miss.....	42
10. Florida.....	39
11. Arkansas.....	35
12. Mississippi State.....	28

Player of the Year

Victoria Dunlap, UK (8); Shekinna Stricklen, UT (2); Marah Strickland, USC (1); Jence Rhoads, VU (1)

All-SEC First TeamAlli Smalley, Auburn
Porsha Phillips, Georgia
Victoria Dunlap, Kentucky
A'dia Mathies, Kentucky
LaSondra Barrett, LSU
Angie Bjorklund, Tennessee
Shekinna Stricklen, Tennessee
Jence Rhoads, Vanderbilt**All-SEC Second Team**Tierney Jenkins, Alabama
C'eira Ricketts, Arkansas
Jasmine James, Georgia
Katherine Graham, LSU
Marah Strickland, South Carolina
Kelley Cain, Tennessee
Glory Johnson, Tennessee
Hannah Tuomi, Vanderbilt**HIGH SCHOOL TEAMMATES**

Auburn sophomore Morgan Toles should know a few things about Tennessee redshirt junior Kelley Cain as the pair played together for two seasons at St. Pius X High School in Atlanta, Ga.

During their two years together, the duo helped the Lady Golden Lions to two Georgia 4A State Championships. Cain graduated in 2007 and Toles left the team following that season to transfer to Sandy Creek High School.

BEHIND THE MIC

Serving as a color analyst for Sunday's game vs. Tennessee is former Auburn head coach Joe Ciampi. The former coach compiled a 568-203 record from 1979-2004 on the Plains. Ciampi guided Auburn to 16 NCAA Tournament appearances, including three Final Four appearances.

His teams won SEC titles in 1981, 1987, 1988 and 1989 and four SEC Tournament titles in 1981, 1987, 1990 and 1997.

ON THIS DATE...

Auburn is 9-2 all-time when playing on Jan. 23, and is 1-0 under Nell Fortner. The Tigers won their last game on Jan. 23 with a 59-43 win over Alabama in 2005.

IN JANUARY

Auburn is 185-97 all-time in the month of January, including a 22-25 mark under Nell Fortner (records begin in 1978-79 season, not all dates provided prior to or during that season).

ALLI SMALLEY BOBBLEHEAD DAY

Sunday's game vs. Tennessee is Alli Smalley Bobblehead Day. The first 500 fans through the door will receive a bobblehead doll of Auburn's in-state senior. She is the third Tiger in the last three seasons to have a bobblehead, joining DeWanna Bonner (2009) and KeKe Carrier (2010).

The Tigers are 2-0 on bobblehead days, defeating Tennessee in 2009 on DeWanna Bonner Bobblehead Day and Georgia last season on KeKe Carrier Bobblehead Day.

AGAINST THE VOLUNTEER STATE

Auburn holds a 50-60 record against teams from the state of Tennessee. Records against Tennessee teams: Austin Peay (2-0), Belmont (1-0), Memphis (1-0), Middle Tennessee State (4-0), Tennessee (10-33), Tennessee-Chattanooga (9-2), Tennessee-Martin (1-0), Tennessee State (2-0), Tennessee Tech (4-1) and Vanderbilt (16-24).

ALVERSON NAMED SEC PLAYER OF THE WEEK (Jan. 17)

For the first time in her career, Auburn sophomore Blanche Alverson was named the Southeastern Conference Player of the Week, the league announced Jan. 17. Alverson earned the award after leading the Tigers to a 2-0 record during the previous week, averaging 18.0 points, 5.0 rebounds and 3.5 steals per game.

Included in the week was a career-high 27 points and five 3-pointers vs. Ole Miss. She also tallied a career-high four steals vs. LSU along with two blocked shots.

BOUNCING BACK

After winning the season-opener, Auburn went on to lose the next four games, including two to ranked teams. Since then, the Tigers have notched an 11-3 record to move above .500 for the first time since the season-opener.

TURNING ON THE DEFENSE

Senior Alli Smalley has turned up the defensive pressure lately. The senior has 34 steals on the season, but 18 of them have come in the last seven games. Since the Dec. 30 game vs. Jacksonville State, Smalley is averaging 2.6 steals per game. Her 1.8 steals per game on the season ranks 10th in the SEC.

CALLING NO. 100

With her start in the Jan. 9 game at Vanderbilt, senior Alli Smalley earned the 100th consecutive start of her Auburn career.

She earned her first collegiate start on Dec. 29, 2007 at Saint Joseph's, the 14th game of her collegiate career, and has not left. Since then, Smalley has started in 103 consecutive games.

BREAKING INTO THE TOP 10

With her layup at the 3:42 mark of the first half of the Jan. 16 game vs. LSU, senior Alli Smalley tied former Tiger Lori Monroe (1979-83) for 10th all-time in career scoring at Auburn with 1,409 points.

Smalley went on to score 10 points in the game, giving her sole possession of 10th. She currently ranks 10th with 1,430 career points.

BOMBS AWAY

With her two 3-pointers on Jan. 20 at Mississippi State, sophomore Blanche Alverson moved into Auburn's top-10 career 3-point list. The pair gave her 75 on her career, moving her past DeWanna Bonner for sole possession of 10th all-time.

CLEARING 20

Senior Alli Smalley became the first Tiger to clear the 20-point plateau this season, scoring 22 in Auburn's loss to Temple on Dec. 4. It marked the 14th time in her career to clear 20 points.

Sophomore Blanche Alverson followed with her first career 20-point game against Ole Miss on Jan. 13 with a career-high 27 points.

OFFENSIVE EXPLOSION

Auburn tied its season-high with 85 points scored against Ole Miss on Jan. 13. It ties the mark the Tigers set earlier in the season against Seton Hall. The 85 points is also the most for the Tigers against an SEC opponent since Auburn racked up 94 points against Arkansas on March 1, 2009.

The Southeastern Conference

Commissioner: Mike Slive

Founded: 1933

Members:

Alabama Crimson Tide
Arkansas Lady Razorbacks
Auburn Tigers
Florida Gators
Georgia Bulldogs
Kentucky Wildcats
LSU Tigers
Mississippi Rebels
Mississippi State Bulldogs
South Carolina Gamecocks
Tennessee Lady Volunteers
Vanderbilt Commodores

SEC Media Relations

Women's Basketball Contact: Tammy Wilson

Address:

2201 Richard Arrington Blvd.
Birmingham, Ala. 35203-1103

Phone: 205.458.3000

Fax: 205.458.3031

E-mail: twilson@sec.org

Web site: www.SECsports.com

SEC Women's Basketball Notes

- The SEC has posted impressive non-conference records in the last decade. The SEC compiled a 121-45 (.729) non-conference record during the 2009-10 season.
- Since the 1990 season, the SEC has compiled a 2,774-844 (.767) record against other conferences. The league has recorded 150+ wins during eight seasons and has never recorded a non-conference winning percentage below .723.
- SEC teams have earned appearances in 25 of 29 NCAA Final Fours, an accomplishment unmatched by any other league.
- Overall, SEC squads have filled 34 of the 116 Final Four berths, including having two Final Four teams in 1988 (Auburn, Tennessee), 1989 (Auburn, Tennessee), 1995 (Georgia, Tennessee), 1996 (Georgia, Tennessee), 1998 (Arkansas, Tennessee), 2004 (LSU, Tennessee), 2005 (LSU, Tennessee), 2007 (LSU, Tennessee) and 2008 (LSU, Tennessee).
- SEC teams have made 18 appearances in a nation-high 16 NCAA Championship games, winning eight NCAA Championships (Tennessee: 1987, 1989, 1991, 1996, 1997, 1998, 2007 and 2008).
- The league also had the distinction of providing both national finalists twice in its history in 1996 (Tennessee 83, Georgia 65) and in 1989 (Tennessee 76, Auburn 60).
- SEC teams have won 329 NCAA Tournament games against 168 losses (.662) for an average of 11.4 NCAA wins per year.
- In addition, all 12 current members have appeared in the NCAA Tournament.
- The SEC has paced the pack in NCAA tournament bids 21 times in its 29-year history.
- The SEC was the first league to ever have eight teams invited to the NCAA Tournament, doing so in 1999 and 2002.
- The SEC was also the first league to ever have seven teams invited to the NCAA Tournament and earned this honor a leading seven times (1986, 1991, 1995, 1996, 1997, 2003, 2004).
- The SEC is one of a handful of leagues to have won three national tournament titles with eight NCAA, two WNIT and three NWIT. Along with the eight NCAA championships won by Tennessee, Arkansas (1999) and Auburn (2003) captured the current Women's NIT titles. But the first-ever SEC national title belongs to Georgia, winners of the 1981 NWIT which predates the current NCAA tournament. LSU (1985) and Kentucky (1990) each won NWIT titles. Both Arkansas (1987) and South Carolina (1979) won the WNIT as members of their previous conferences.
- In 2003, Auburn won the WNIT title with wins over South Alabama, Florida State, Richmond, Creighton and Baylor. In 1999, the Arkansas Lady Razorbacks defeated Wisconsin 76-64 to claim the SEC's first WNIT championship.
- In 1981, Georgia defeated Pittsburg, California and Arizona State (in OT) to capture the NWIT Championship, the first-ever national championship of any kind for the SEC in women's basketball.

DOUBLE DOWN

Senior Jordan Greenleaf pulled down 12 rebounds with 16 points in the season-opener against Florida State, earning her first double-double of the season and fourth of her career. She came back with another at South Florida, scoring 13 points with 10 rebounds.

Against Jacksonville State, sophomore point guard Morgan Toles notched her first career double-double with 10 points and 10 assists. She became the first Auburn player to record a points-assists double-double since Whitney Boddie accomplished the feat against Ole Miss on March 6, 2009 in the SEC Tournament.

LEAGUE BEST

Sophomore Morgan Toles has proven herself to be among the best point guards in the SEC this season. She currently leads the conference in both assists and assist-to-turnover ratio. Toles has a league-best 5.5 assists per game, edging Vanderbilt's Jence Rhoads' 4.8 per game. She also has a commanding 3.1 assist-to-turnover ratio, leading Rhoads and her 2.0 ratio.

DEFENSE MAKES OFFENSE

Auburn has used its defense to create its offense this season. So far, the Tigers have scored a total of 385 points off of turnovers, including a season-high mark of 39 against Alabama A&M. AU has scored 20 or more points off turnovers in eight games this season.

While averaging 9.8 steals, 4.2 blocks and 19.5 opponent turnovers per game this season, Auburn has turned the efforts into an average of 20.3 points off turnovers per game.

BALANCED SCORING

Auburn had five players score in double figures in its last two non-conference games. Against Alabama A&M, it was Greenleaf (15), Alverson (14), Smalley (12), Hilliard (12) and Toles (11). Against Jacksonville State, it was Alverson (17), Greenleaf (15), Smalley (11), Tanner (11) and Toles (10).

Against Florida in the SEC home opener, the Tigers had four players score in double figures: Hilliard (17), Alverson (15), Greenleaf (11) and Smalley (10). It marked the fifth time this season for Auburn to have four players in double figures. The other times were against South Alabama with Smalley (15), Williams (13), Greenleaf (11) and Toles (10) scoring in double figures; and against Seton Hall with Smalley (15), Jennings (14), Toles (12) and Alverson (12).

DOMINATING THE PAINT

Auburn has out-scored its opponents in the paint 10 times this season, but against Alabama A&M it was a dominating effort with 44 points scored in the paint. It marked the most points scored by the Tigers in the paint in almost two years as it was the most since Auburn tallied 56 against Arkansas on March 1, 2009.

SPREADING THE WEALTH

After freshman Tyrese Tanner led Auburn with 15 points at Chicago State, she became the sixth Tiger this season to lead Auburn in scoring. Others are Alli Smalley, Blanche Alverson, Chantel Hilliard, Morgan Toles and Jordan Greenleaf.

LONG DISTANCE RECORD BREAKER

With her 3-pointer with 1:22 left in the Temple game on Dec. 4, Auburn senior Alli Smalley recorded the 185th 3-pointer of her Auburn career, giving her sole possession of the AU 3-point record.

NO. 200 FOR NELL

The Dec. 21 game at Chicago State marked the 200th for Nell Fortner as Auburn's head coach. She picked up the win and had a 121-79 record through her first 200 games.

STARTING OFF WITH A WIN

Auburn opened SEC play at Alabama on Jan. 3 with a 66-55 victory, marking the third time under Nell Fortner for the Tigers to win their SEC opener and just the second time for Auburn to win its SEC road opener. All-time, the Tigers are now 12-20 in SEC road openers.

The Tigers came out in their next game to defeat Florida, 73-56, in Auburn's first SEC game in the new Auburn Arena. AU is now 18-14 in SEC home openers and 3-4 under Nell Fortner.

TOUGH START

Auburn is coming off its most difficult start to a season in the program's history. After opening against Mercer, Auburn played 16th-ranked Florida State and sixth-ranked Duke, giving the Tigers two ranked opponents in the first three games for the first time in school history.

BREAKING THE STREAK

Auburn's 85-51 win over Seton Hall broke a four-game losing streak for the Tigers - a streak that tied for the longest losing streak since the 2004-05 season. Auburn has not lost more than four consecutive games since it lost six in a row from Dec. 31, 2004 - Jan. 20, 2005.

TURN IT IN TO POINTS

The Tigers have notched a pair of impressive defensive performances this season. In the first, Auburn forced 31 Seton Hall turnovers on Nov. 27, turning them in to 36 points on the other end of the floor.

The Tigers were at it again against Alabama A&M, forcing 29 turnovers on 18 steals, turning them into 39 points on the other end. It marked the most points scored by the Tigers off turnovers since Auburn scored 39 against Sam Houston State on Dec. 5, 2008. The 18 steals were also the most since AU picked up 22 against Alabama A&M on Nov. 14, 2008.

TIGERS' RECORD WHEN...

When wearing white.....	7-4
When wearing orange.....	1-2
When wearing blue.....	4-1
Leading at the half.....	9-1
Trailing at the half.....	3-5
Tied at the half.....	0-1
Scores 100+ points.....	0-0
Scores 90-99 points.....	0-0
Scores 80-89 points.....	3-0
Scores 70-79 points.....	4-0
Scores 60-69 points.....	3-3
Scores fewer than 60 points.....	2-4
Holds opponent to 41-50 points.....	3-0
Holds opponent to 31-40 points.....	0-0
Holds opponent to under 30 points.....	0-0
Shoots 50% FG or better.....	4-0
Shoots 40-49% FG.....	3-1
Shoots 39% or under FG.....	4-6
Holds opponent under 30% FG.....	1-0
Shoots higher FG% than opponent.....	8-0
Shoots lower FG% than opponent.....	4-7
Shoots higher FT% than opponent.....	5-2
Shoots lower FT% than opponent.....	7-5
Out-rebounds opponent.....	8-2
Out-rebounded by opponent.....	4-3
Tied in rebounds.....	0-2
Versus ranked opponent.....	0-2
In overtime.....	0-0
Games decided by 3 points or less.....	0-1
Games decided by 4-5 points.....	3-0
Games decided by 6-10 points.....	2-2
Games decided by 11-20 points.....	5-4
Games decided by 21-30 points.....	0-0
Games decided by 30+ points.....	2-0
On Television.....	2-0

DISHING IT OUT

By playing in her 30th career game against Mercer, Auburn sophomore became eligible for the career assist rankings. With 230 on her career, she ranks fifth all-time at Auburn with 4.9 per game.

I'M FIRST!

While it was Mercer's Sharnea Boykin who scored the first field goal in Auburn Arena, sophomore Blanche Alverson came down on the very next possession to pick up Auburn's first field goal and the first 3-pointer in the facility.

OFFENSE WINS GAMES

Auburn is 85-2 when scoring 70 or more points in the Nell Fortner era. The only times Auburn has lost when scoring at least 70 points was on Jan. 20, 2005 vs. No. 7 Tennessee, 71-81 and Feb. 19, 2009 at No. 18 Vanderbilt, 73-70. When scoring less than 70 points, Auburn is 43-78 during the Fortner era.

HOME COOKIN'

Since a 77-70 loss to Virginia on Jan. 5, 1992, the Auburn Tigers have compiled a 129-10 record against non-conference opponents when playing at home.

OUTSIDE THE LEAGUE

Nell Fortner has guided the Tigers to a 78-33 ledger in non-conference play. When playing at home, Fortner's teams have posted a 33-7 mark. The only seven non-conference losses at home came from Xavier on Dec. 2, 2005 (58-60), No. 2 Duke on Dec. 31, 2004 (61-80), No. 20 George Washington on Jan. 3, 2008 (66-68), No. 15 Texas A&M on Nov. 22, 2009 (59-79), No. 16 Florida State on Nov. 15, 2010 (61-67), No. 6 Duke on Nov. 18, 2010 (62-75) and Temple on Dec. 4, 2010 (62-61).

BUILDING WITH EXPERIENCE

Auburn enters the 2010-11 season with a mix of youth and experience. Nine of the 14 players on the roster are either freshmen or sophomores, but among the nine returning players, Auburn brings back 250 games of experience as a starter.

SMALLEY AND TANNER NAMED TO JUNKANOO JAM ALL-TOURNAMENT TEAM

For their play at the Junkanoo Jam, senior Alli Smalley and freshman Tyrese Tanner were named to the Junkanoo Jam All-Tournament Team.

Smalley averaged 13.5 points, 2.5 assists and 2.5 rebounds per game in the two games, scoring a team-high 15 points in Auburn's win over Seton Hall. Tanner averaged 6.0 points and 3.5 rebounds, along with a team-high 2.5 steals per game on the week.

Also on the all-tournament team were Boston College's Stafanie Murphy and Sacred Heart's Callan Taylor. BC's Carolyn Swords was named the tournament MVP.

SMALLEY NAMED PRESEASON ALL-SEC

Auburn senior Alli Smalley was named to the Preseason All-SEC team by both the coaches and the media. The Coaches selected Smalley to the Preseason All-SEC First Team while the media voted her to the Second Team.

Smalley averaged 15.7 points per game last season, chipping in 4.4 rebounds and 2.3 assists per outing.

AUBURN PICKED SIXTH IN SEC PRESEASON MEDIA AND COACHES POLLS

Coming off a 15-16 season, the Auburn women's basketball team was picked sixth in the preseason SEC media and coaches polls. Tennessee was the preseason favorite in both polls.

MAKING IT HOME

Nell Fortner enters her seventh season as Auburn's head coach, marking her longest tenure at any position in her career. The longest Fortner had stayed at a job prior to Auburn came from 1990-95 while she was an assistant coach at Louisiana Tech under legendary head coach Leon Barmore.

NEW FACES

Auburn welcomes five new faces to its lineup this season in freshmen Peyton Davis (Birmingham, Ala.), Camille Glymph (Greenville, S.C.), Courtney Strain (Woodland, Ala.), Tyrese Tanner (Birmingham, Ala.) and Jassany Williams (Davie, Fla.). The recruiting class was ranked 18th in the country by ESPN.com's HoopGurlz.

FIRST GAME IN AUBURN ARENA

Auburn won its inaugural game in the new \$86 million Auburn Arena. The Tigers defeated Mercer, 79-61, for the first regular-season Auburn win, men or women, in the new facility.

The Tigers move across the street this season from its former home, Beard-Eaves-Memorial Coliseum - the team's home since 1974. Auburn played its first game in BEMC on Jan. 11, 1974, defeating in-state rival Alabama, 69-31.

TIGERS SIGN HASINA MUHAMMAD FOR 2011-12

The Auburn women's basketball signed 6-1 guard/forward Hasina Muhammad (Ridgeway HS, Memphis, Tenn.) to a National Letter of Intent, head coach Nell Fortner announced on Nov. 10.

Muhammad is ranked as the No. 66 overall player in the country by ESPN's HoopGurlz. She is also ranked as the 17th-best guard in the country and No. 2 prospect in Tennessee by HoopGurlz.

Muhammad was also ranked by two other recruiting services. She is the No. 50 overall prospect according to the All-Star Girls Report and No. 47 in the Girls Basketball Report.

Quoting Head Coach Nell Fortner

On Tennessee . . .

"They're good. They're very good. They have a really strong junior and senior class that's playing well. Then they have little Meighan Simmons, the little freshman point guard that's really just playing terrific this year. They're good."

On UT being the measure for the rest of the SEC . . .

"I think so. Eight national championships, year-in and year-out just an incredibly strong team. Just the amount of respect you have for Pat Summit and the great job she's done for her program and women's basketball in general makes it a little different."

On what has clicked for Auburn since SEC play started . . .

"I think just believing in themselves and really finding that team chemistry that's so important to the success of a team. We went through some tough times, we pulled ourselves out of it and it just tends to make you strong and brings your team closer together. I think that's something that happened for us. Also, we're shooting the ball better right now. We didn't really shoot it well last night (at Mississippi State), but we have, as a whole, been shooting it better in the conference season."

On the team coming together with experience . . .

"I think last year, we just never really found ourselves. We didn't really find our identity. We lost four starters off that team before, and we could never really just find who we were, so we just kind of floundered. After having gone through that and this whole team is back from that experience, I think one thing is we just didn't want to go back to that place again. Hopefully we can continue growing as a team and having strong chemistry and seeing what happens."

WNBA CHAMPION... AGAIN

After winning a WNBA title in 2009 with the Phoenix Mercury, former Tiger Le'Coe Willingham put herself in select company when she turned around and won it again in 2010, this time with the Seattle Storm.

Willingham, a native of Augusta, Ga., averaged 5.5 points and 4.1 rebounds per game as she helped the Storm to a league-best 28-6 record.

The Storm swept Los Angeles in the first round of the playoffs, setting up a meeting of Willingham and her former team, the Mercury, in the conference finals. She defeated her old team, and former Tiger DeWanna Bonner, in a sweep for a trip to the WNBA finals.

Seattle made it a perfect run through the playoffs, sweeping the Atlanta Dream in three games for the title.

TIGERS ON THE TUBE

As part of the SEC's television agreement with ESPN, the Auburn women's basketball team will be televised six times this season on Fox Sports Net, CSS, the SEC Network and ESPN2. The SEC Tournament will be televised on Fox Sports Net, ESPNU and ESPN2. In all, the SEC will be televised in more than 70 games this season.

Auburn will be televised three times at home at the new Auburn Arena and three times on the road. The first will be the SEC-opener on Jan. 2 at Alabama on CSS, followed by a Jan. 16 home meeting with LSU on CSS. The Tigers will appear on CSS again a week later, on Jan. 23, as Tennessee comes to town.

Auburn will then make an ESPN2 appearance on Feb. 13 at Arkansas before traveling to South Carolina for a Feb. 20 game on the Fox Sports Net.

The Tigers will close out the regular season with a Feb. 27 home game against Kentucky on the SEC Network.

AUBURN TO HOST 2011 NCAA TOURNAMENT FIRST AND SECOND ROUNDS

The new Auburn Arena will close out its first season of operation, March 19-22, as a host site for the first and second rounds of the 2011 NCAA Women's Basketball Tournament. Auburn's bid to host the opening rounds was selected by the NCAA and announced on Oct. 29, 2009.

The 2011 event will mark the first time for Auburn to host the first and second rounds of the NCAA Tournament under its current bid format. The Tigers hosted NCAA Tournament games on nine occasions between 1983 and 1993, posting an 11-0 record over that time. Auburn last hosted on March 21, 1993 when the Tigers downed Louisville, 66-61.

Auburn will be one of 16 first- and second-round sites in 2011. The complete list of host sites includes Albuquerque, N.M. (University of New Mexico, The Pit/Bob King Court); Auburn, Ala. (Auburn University, Auburn Arena); Charlottesville, Va. (University of Virginia, John Paul Jones Arena); Cincinnati, Ohio (Xavier University, Cintas Center); College Park, Md. (University of Maryland, Comcast Center); Columbus, Ohio (Ohio State University, St. John Arena); Durham, N.C. (Duke University, Cameron Indoor Stadium); Knoxville, Tenn. (University of Tennessee, Thompson-Boling Arena); Salt Lake City, Utah (University of Utah, John M. Huntsman Center); Spokane, Wash. (Gonzaga University, McCarthey Athletic Center); Shreveport, La. (Louisiana Tech University, CenturyTel Center); Stanford, Calif. (Stanford University, Maples Pavilion); Storrs, Conn. (University of Connecticut, Harry A. Gampel Pavilion); University Park, Penn. (Pennsylvania State University, Bryce Jordan Center); Waco, Texas (Baylor University, Ferrell Center); and Wichita, Kan. (Wichita State University, INTRUST Bank Arena).

The 16 advancing teams will continue play at four regional sites: Dayton, Ohio (University of Dayton Arena), Spokane, Wash. (Spokane Veterans Memorial Arena), Dallas, Texas (American Airlines Center) and Philadelphia, Pa. (Liacouras Center). The 2011 NCAA Women's Final Four will be held at Consecro Fieldhouse in Indianapolis, Ind. on April 3 and 5.

MISCELLANEOUS STATISTICS

Double-Doubles	Season	Career
Jordan Greenleaf	2	5
Alli Smalley	0	1
Morgan Toles	1	1

20+ Point Games	Season	Career
Blanche Alverson	1	1
Alli Smalley	1	14

10+ Rebound Games	Season	Career
Jordan Greenleaf	6	13
Chantel Hilliard	0	1
Parrisha Simmons	0	1
Alli Smalley	0	1

10+ Assist Games	Season	Career
Morgan Toles	1	2

GAMES LED AUBURN IN...

Scoring	Season	Career
Blanche Alverson	6	6
Jordan Greenleaf	4	11
Chantel Hilliard	2	2
Alli Smalley	8	34
Tyrese Tanner	1	1
Morgan Toles	1	3

Rebounding	Season	Career
Blanche Alverson	4	4
Peyton Davis	1	1
Jordan Greenleaf	11	35
Chantel Hilliard	0	2
Parrisha Simmons	1	8
Alli Smalley	0	1
Morgan Toles	2	3
Jassany Williams	3	3

Assists	Season	Career
Blanche Alverson	0	3
Jordan Greenleaf	2	6
Morgan Jennings	0	2
Parrisha Simmons	0	2
Alli Smalley	2	19
Tyrese Tanner	1	1
Morgan Toles	18	39

2010-11 DOUBLE-DOUBLES

Player	Points	Other
Jordan Greenleaf (vs. Mercer)	16	12 (reb.)
Jordan Greenleaf (at USF)	13	10 (reb.)
Morgan Toles (vs. JSU)	10	10 (asst.)

Last Time an Auburn Team...

Scored 100 points	Auburn 119, Sam Houston State 54 (Dec. 5, 2008)
Scored 100 points in an SEC game	Auburn 102, Tennessee 96, SEC Tournament in Albany, Ga. (Mar. 6, 1987)
Scored 100 at Auburn	Auburn 119, Sam Houston State 54 (Dec. 5, 2008)
Scored 100 points and lost	Never
Scored 110 points	Auburn 119, Sam Houston State 54 (Dec. 5, 2008)
Scored 115 points	Auburn 119, Sam Houston State 54 (Dec. 5, 2008)
Scored at least 60 points in a half	62-vs. Sam Houston State (Dec. 5, 2008)
Had 25+ rebound margin	28-Auburn 55, Sam Houston State 27 (Dec. 5, 2008)
Had 20+ rebound margin	22-Auburn 48, South Alabama 26 (Dec. 20, 2009)
Attempted 35 free throws	35-vs. Florida A&M (Nov. 28, 2009)
Attempted 40 free throws	41-vs. Alabama State (Nov. 15, 2006)
Made 30 free throws	31-vs. Northwestern State (31-43) (Dec. 30, 2003)
Had 25 assists	25- vs. Alabama (Jan. 22, 2009)
Had 25 turnovers	25- at Kentucky (Jan. 24, 2010)
Had 25 steals	25- vs. Arkansas-Little Rock (Dec. 2, 2000)
Scored 25 points or less	25- vs. Mercer (1971)
Played an overtime game	at LSU (Jan. 10, 2010)
Won an overtime game	Auburn 64, LSU 62 at Baton Rouge, La. (Jan. 10, 2010)
Lost an overtime game	Florida 71, Auburn 68 (2OT) at Gainesville, Fla. (Jan. 7, 2010)
Played a double overtime game	Florida 71, Auburn 68 at Gainesville, Fla. (Jan. 7, 2010)
Played at least three overtimes	Never
Shot 70% for a half	73.9%, 17-23-vs. Alabama (Jan. 22, 2009)
Shot 60% for a game	vs. Alabama (61.8%, 34-55) (Jan. 22, 2009)
Shot less than 30% for a game	(29.7%, 19-64) at George Washington at Washington, D.C. (Dec. 15, 2010)
Shot 90% from the free throw line (minimum 10 attempts)	(10-10) vs. Mississippi State (Feb. 3, 2008)
Shot 50% from 3-point line	(5-8, 62.5%) vs. Florida in Auburn, Ala. (Jan. 6, 2011)
Shot less than 30% in a half	28.6% in the first half at Chicago State (Dec. 21, 2010)
Shot less than 20% in a half	19.0% in the first half vs. LSU, (Feb. 14, 2010)
Shot 55% or better and lost	58.1%, 25-43-vs. Tennessee, (Jan. 20, 2005)
Made at least 10 3-point field goals	12-17 vs. Colgate (Dec. 5, 2007)
Failed to make a 3-point field goal	0-11 at San Diego State (Dec. 30, 2009)
Had at least 60 rebounds	61 vs. Stephen F. Austin, (Dec. 17, 2007)
Had at least 50 rebounds	52- vs. Mercer in Auburn, Ala. (Nov. 12, 2010)
Scored less than 20 points in a 1st half	16 points at Mississippi State (Jan. 20, 2011)
Scored less than 20 points in a 2nd half	19-vs. Tennessee in the SEC Tournament in North Little Rock, Ark. (Mar. 3, 2006)
Scored less than 50 points in a game	49 at South Florida at Tampa, Fla. (Nov. 22, 2010)

Last Time an Auburn Player...

Scored 40 points	41-Consweila Sparrow vs. South Alabama (Feb. 17, 1998)
Scored 35 points	35-DeWanna Bonner vs. Tennessee (Jan. 25, 2009)
Scored 30 points	32-DeWanna Bonner vs. Ole Miss (Mar. 6, 2009)
Attempted 25 field goals	25-Natasha Brackett (9-25) at LSU (Jan. 30, 2005)
Recorded a double-double	Morgan Toles (10 pts./10 asst.) vs. Jacksonville State in Auburn, Ala., (Dec. 30, 2010)
Recorded a double-double with points and assists	Morgan Toles (10 pts./10 asst.) vs. Jacksonville State in Auburn, Ala., (Dec. 30, 2010)
Recorded consecutive double-doubles	KeKe Carrier (18 pts./10 rebs) vs. Mississippi State (Jan. 3, 2010)
	and (24 pts./12 rebs) vs. Florida in Gainesville, Fla. (Jan. 7, 2010)
Two players recorded a double-double	DeWanna Bonner (32 pts./13 rebs) & Whitney Boddie (15 pts./10 asst.)
	vs. Ole Miss in the SEC Tournament in North Little Rock, Ark. (March 6, 2009)
Had a double-double at halftime	DeWanna Bonner (14 pts./10 rebs.) vs. Ole Miss (Mar. 6, 2009)
Recorded a triple-double	Whitney Boddie (24 pts./11 rebs./12 asst.) vs. Sam Houston State (Dec. 5, 2008)
Had 10 assists	10- Morgan Toles vs. Jacksonville State (Dec. 30, 2010)
Had 15 assists	18-Martha Monk vs. Alabama State (Feb. 18, 1981)
Had 10 blocks	13- Marita Payne vs. Arkansas (Feb. 3, 2005)
Had 5 steals	6-DeWanna Bonner vs. Tennessee (Jan. 25, 2009)
Had 15 rebounds	16-Jordan Greenleaf vs. Mississippi State (Jan. 3, 2010)
Had 20 rebounds	20-Monique Morehouse at LSU (Feb. 4, 1995)
Made 15 field goals	15-Consweila Sparrow (15-16) vs. USA (Feb. 17, 1998)
Two players scored 20 points	Alli Smalley (27 pts.) & KeKe Carrier (20 pts.) vs. Alabama (Jan. 14, 2010)
Two players scored 30 points	Laticia Morris (33 points) & Tara Williams (30 points) vs. South Alabama (Jan. 14, 1997)
Back-to-back 25 point games	Alli Smalley 26 pts. vs. Kentucky (Feb. 28, 2010) & 29 pts. vs. Florida in SEC Tournament in Duluth, Ga. (Mar. 4, 2010)
Only one player scored in double figures	Alli Smalley (21 pts.) at Tennessee (Jan. 28, 2010)
Five players scored in double figures	Alverson (17 pts.), Greenleaf (15 pts.), Tanner (11 pts.), Smalley (11 pts.) & Toles (10 pts.) vs. Jacksonville State (Dec. 30, 2010)
Six players scored in double figures	Carrier (19 pts.), Bonner (18 pts.), Smalley (16 pts.), Boddie (13 pts.),
	R. Hobbs (13 pts.), Hilliard (13 pts.) & S. Hobbs (10 pts.) vs. Sam Houston State (Dec. 5, 2008)

**AUBURN IN THE SEC INDIVIDUAL RANKINGS
(As of Jan. 21, 2011)****Points per Game**

1. Victoria Dunlap (UK).....	17.4
16. Blanche Alverson (AU).....	11.8
17. Alli Smalley (AU).....	11.7
T29. Jordan Greenleaf (AU).....	9.7

Rebounds per Game

1. Tierney Jenkins (UA).....	10.7
6. Jordan Greenleaf (AU).....	7.7

Offensive Rebounds per Game

1. Ashley Brown (MS).....	4.8
3. Jordan Greenleaf (AU).....	4.3

Defensive Rebounds per Game

1. Porsha Phillips (UGA).....	7.0
-------------------------------	-----

Field Goal Percentage

1. Hannah Tuomi (VU).....	.605
---------------------------	------

Three-Point Percentage

1. Keyla Snowden (UK).....	.444
----------------------------	------

Three-Point FG Made per Game

1. Lindsay Harris (Ark).....	2.9
9. Blanche Alverson (AU).....	1.8
11. Alli Smalley (AU).....	1.6

Free Throw Percentage

1. Hannah Tuomi (VU).....	.783
---------------------------	------

Assists per Game

1. Morgan Toles (AU).....	5.5
---------------------------	-----

Steals per Game

1. Victoria Dunlap (UK).....	3.4
10. Alli Smalley (AU).....	1.8
12. Jordan Greenleaf (AU).....	1.7

Blocked Shots per Game

1. Kelley Cain (UT).....	2.3
10. Jordan Greenleaf (AU).....	1.2

Assist-to-Turnover Ratio

1. Morgan Toles (AU).....	3.1
---------------------------	-----

AUBURN IN THE SEC TEAM RANKINGS

Scoring Offense.....	7th (66.1)
Scoring Defense.....	8th (60.6)
Scoring Margin.....	7th (+5.5)
Free Throw Percentage.....	8th (.645)
Field Goal Percentage.....	7th (.402)
3-Point FG Percentage.....	7th (.323)
Field Goal Percentage Defense.....	9th (.407)
3-Point FG Percentage Defense.....	11th (.351)
Rebounding Offense.....	10th (38.2)
Rebounding Defense.....	7th (36.9)
Rebounding Margin.....	8th (+1.3)
Blocked Shots.....	6th (4.2)
Assists.....	5th (13.7)
Steals.....	3rd (9.8)
Turnover Margin.....	3rd (+4.6)
Assist/Turnover Ratio.....	3rd (0.9)
Offensive Rebounds.....	6th (16.1)
Defensive Rebounds.....	11th (22.1)
Three-Point FG Made.....	11th (4.0)

Seven players scored in double figures.....	Carrier (19 pts.), Bonner (18 pts.), Smalley (16 pts.), Boddie (13 pts.)
.....	R. Hobbs (13 pts.), Hilliard (13 pts.) & S. Hobbs (10 pts.) vs. Sam Houston State (Dec. 5, 2008)
Scored 20 points & had 20 rebounds.....	Lauretta Freeman (30 pts/21 rebs.) vs. Alabama, (Feb. 17, 1993)
Two players had 10 rebounds.....	KeKe Carrier (12 rebs.) & Jordan Greenleaf (10 rebs) vs. Florida in Gainesville, Fla. (Jan. 7, 2010)
Three players had 10 rebounds.....	Jordan Greenleaf (12 rebs.), DeWanna Bonner (12 rebs.) & Whitney Boddie (10 rebs.) vs. Oakland (Nov. 21, 2007)
Played every minute.....	Jordan Greenleaf (40 Mins.) vs. Florida, SEC Tournament, Duluth, Ga., (Mar. 4, 2010)
Played more than 40 minutes.....	Alli Smalley (45 mins.), Jordan Greenleaf (43 mins.) & Morgan Toles (41 mins.) at LSU (Jan. 10, 2010)

Last Time an Auburn Opponent...

Shot less than 30% in a game (SEC).....	Alabama - 28.2% in Tuscaloosa, Ala. (Jan. 2, 2011)
Shot less than 30% in a game (Non-conf).....	Alabama A&M - 28.8% in Auburn, Ala. (Dec. 28, 2010)
Shot 60% in a game.....	Vanderbilt 60.4% in Nashville, Tennessee in the SEC Tournament, (Mar. 5, 2004)
Scored 100 points.....	Georgia 102, Auburn 72 in Athens, Ga. (Mar. 3, 1984)
Scored 100 points at Auburn.....	Tuskegee 105, Auburn 98 (20T) (Feb. 12, 1979)
Scored 100 points and Lost.....	Never
Scored 110 points.....	Never
Had 25+ rebound margin.....	Never
Had a 20+ rebound margin.....	Never
Scored less than 20 points in a 1st half.....	Alabama A&M 19 points in Auburn, Ala. (Dec. 28, 2010)
Scored less than 20 points in a 2nd half.....	Mississippi State 19 points in Starkville, Miss. (Jan. 20, 2011)
Had 50 rebounds.....	50-vs. Tennessee in Knoxville, Tenn., (Jan. 10, 2008)
Had 25 assists.....	25- by Florida International in Miami, Fla. (Dec. 19, 1993)
Had 25 turnovers.....	29- by Alabama A&M in Auburn, Ala. (Dec. 28, 2010)
Had 15 steals.....	15- by Duke in Auburn, Ala. (Nov. 18, 2010)
Had 10 blocks.....	12- by Tennessee (Jan. 10, 2008)
Failed to make a 3-point field goal.....	Alabama A&M 0-7 in Auburn, Ala. (Dec. 28, 2010)
Attempted 35 free throws.....	36-by Arizona 25-36 (Dec. 19, 2000)
Made 30 free throws.....	30- by Arkansas (Jan. 22, 1995)
Made 10 3-point field goals.....	by South Florida 10 3-point FGs, in Tampa, Fla., (Nov. 22, 2010)
Scored under 50 points in a game.....	George Washington 45 points in Washington, D.C. (Dec. 15, 2010)
Scored 40 points or less.....	36- by Mississippi State (Feb. 21, 2010)
Scored 25 points or less.....	25- by Puerto Rico Mayaguez (Dec. 17, 2000)
Scored 11 points or less.....	11-by Montevallo (1973) and 11-by Jeff Davis (1973)

Last Time an Auburn Opponent's Player...

Scored 30 points (non-conference).....	33-Andrea Smith of South Florida in Tampa, Fla. (Nov. 22, 2010)
Scored 30 points (SEC).....	31-Tierney Jenkins of Alabama in Tuscaloosa, Ala. (Jan. 2, 2011)
Scored 35 points.....	38-Lindsay Shearer of Kent State in Kent, Ohio (Nov. 20, 2005)
Attempted 25 field goals.....	27- Jantel Lavender (9-27) of Ohio State (Nov. 23, 2008)
Scored 20 points & had 20 rebounds.....	Young of Baylor in the Women's NIT Championship Game, (20 pts./25 rebs.), (Apr. 4, 2003)
Two players scored 20 points.....	by Ole Miss, Kayla Melson (29 pts) & Shae Nelson (21 pts), (Jan. 13, 2011)
Three players scored 20 points.....	by LSU in Baton Rouge, Chatman (22 pts), Johnson (21 pts) & Lowery (20 pts), (Jan. 12, 1991)
Five players scored in double figures.....	J. Thomas (16 pts), Gray (13 pts), K. Thomas (11 pts), Christmas (10 pts) & Peters (10 pts) of Duke (Nov. 18, 2010)
Six players scored in double figures.....	Smith (15 pts), Bales (14 pts), Foley (11 pts), Williams (10 pts), Currie (10 pts) & Kurz (10 pts) of Duke (Dec. 31, 2004)
Recorded a double-double.....	Tierney Jenkins (31 pts/15 rebs.) of Alabama in Tuscaloosa, Ala. (Jan. 2, 2011)
Recorded a double-double with points and assists.....	Ceira Ricketts of Arkansas in Fayetteville, Ark., (14 pts/13 rebs/12 assts.), (Jan. 18, 2009)
Recorded a triple-double.....	Ceira Ricketts (14 pts./13 rebs./12 asst.) of Arkansas (Jan. 18, 2009)
Two players recorded a double-double.....	Tasha Humphrey (22 pts/14 rebs) & Angel Robinson (14 pts/11 rebs) of Georgia in Athens, Ga. (Feb. 24, 2008)
Had 15 rebounds.....	15-by Ashley Brown of Mississippi State (Jan. 20, 2011)
Had 20 rebounds.....	20-Sylvia Fowles of LSU (Jan. 28, 2007)
Had 10 assists.....	10-Valencia McFarland of Ole Miss (Jan. 13, 2011)
Had 10 blocks.....	Never
Had 5 blocks.....	5-Azania Stewart of Florida (Jan. 7, 2010)
Had 5 steals.....	5-Tierney Jenkins of Alabama in Tuscaloosa, Ala. (Jan. 2, 2011)
Made 15 field goals.....	15-Chamique Holdsclaw (15-21) of Tennessee (Feb. 1, 1998)
Had 15 assists.....	16-Cindy McMahan of Alabama-Huntsville (Nov. 24, 1980)

AUBURN IN THE SEC INDIVIDUAL RANKINGS
SEC-Only Games
(As of Jan. 21, 2011)
Points per Game

1. Kayla Nelson (UM)	21.0
14. Blanche Alverson (AU)	13.3
19. Jordan Greenleaf	11.5

Rebounds per Game

1. Tierney Jenkins (UA)	9.8
11. Jordan Greenleaf (AU)	6.8

Offensive Rebounds per Game

1. Tierney Jenkins (UA)	4.5
4. Jordan Greenleaf (AU)	3.7

Defensive Rebounds per Game

1. Victoria Dunlap (UK)	6.8
-------------------------	-----

Field Goal Percentage

1. Glory Johnson (UT)	.566
11. Blanche Alverson (AU)	.481

Three-Point Percentage

1. Khalidiah Miller (UG)	.538
T9. Blanche Alverson (AU)	.333

Three-Point FG Made per Game

1. Shae Nelson (UM)	3.0
10. Blanche Alverson (AU)	2.0
T12. Alli Smalley (AU)	1.5

Free Throw Percentage

1. Adrienne Webb (LSU)	.850
------------------------	------

Assists per Game

1. Morgan Toles (AU)	6.0
14. Alli Smalley (AU)	2.5

Steals per Game

1. Victoria Dunlap (UK)	3.2
4. Alli Smalley (AU)	2.3
9. Blanche Alverson (AU)	1.8
T12. Jordan Greenleaf (AU)	1.7

Blocked Shots per Game

1. Kelley Cain (UT)	3.7
T10. Tyrese Tanner (AU)	1.0
T10. Blanche Alverson (AU)	1.0

Assist-to-Turnover Ratio

1. Morgan Toles (AU)	2.6
----------------------	-----

AUBURN IN THE SEC TEAM RANKINGS

Scoring Offense	4th (65.5)
Scoring Defense	4th (57.5)
Scoring Margin	3rd (+8.0)
Free Throw Percentage	5th (.686)
Field Goal Percentage	2nd (.435)
3-Point FG Percentage	5th (.348)
Field Goal Percentage Defense	6th (.393)
3-Point FG Percentage Defense	4th (.278)
Rebounding Offense	8th (36.5)
Rebounding Defense	3rd (35.0)
Rebounding Margin	4th (+1.5)
Blocked Shots	3rd (4.0)
Assists	3rd (14.5)
Steals	2nd (9.2)
Turnover Margin	3rd (+2.5)
Assist/Turnover Ratio	3rd (0.9)
Offensive Rebounds	10th (13.0)
Defensive Rebounds	6th (23.5)
Three-Point FG Made	9th (3.8)

2010-11 Starting Lineups

	Guard (1)	Guard (2)	Guard/Forward (3)	Forward (4)	Forward/Center (5)
MERCER	Morgan Toles	Alli Smalley	Parrisha Simmons	Blanche Alverson	Jordan Greenleaf
FLORIDA STATE	Morgan Toles	Alli Smalley	Parrisha Simmons	Blanche Alverson	Jordan Greenleaf
DUKE	Morgan Toles	Alli Smalley	Parrisha Simmons	Blanche Alverson	Jordan Greenleaf
at South Florida	Morgan Toles	Alli Smalley	Parrisha Simmons	Blanche Alverson	Jordan Greenleaf
vs. Sacred Heart	Morgan Toles	Alli Smalley	Blanche Alverson	Chantel Hilliard	Jordan Greenleaf
vs. Seton Hall	Alli Smalley	Courtney Strain	Tyrese Tanner	Blanche Alverson	Jordan Greenleaf
SOUTH ALABAMA	Morgan Jennings	Alli Smalley	Tyrese Tanner	Blanche Alverson	Jordan Greenleaf
TEMPLE	Morgan Jennings	Alli Smalley	Tyrese Tanner	Blanche Alverson	Jordan Greenleaf
at George Washington	Morgan Toles	Alli Smalley	Parrisha Simmons	Blanche Alverson	Jordan Greenleaf
vs. Purdue	Morgan Toles	Alli Smalley	Parrisha Simmons	Blanche Alverson	Jordan Greenleaf
at Chicago State	Morgan Toles	Alli Smalley	Parrisha Simmons	Blanche Alverson	Jordan Greenleaf
ALABAMA A&M	Morgan Toles	Alli Smalley	Parrisha Simmons	Blanche Alverson	Jordan Greenleaf
JACKSONVILLE STATE	Morgan Toles	Alli Smalley	Parrisha Simmons	Blanche Alverson	Jordan Greenleaf
at Alabama	Morgan Toles	Alli Smalley	Parrisha Simmons	Blanche Alverson	Jordan Greenleaf
FLORIDA	Morgan Toles	Alli Smalley	Parrisha Simmons	Blanche Alverson	Jordan Greenleaf
at Vanderbilt	Morgan Toles	Alli Smalley	Parrisha Simmons	Blanche Alverson	Jordan Greenleaf
OLE MISS	Morgan Toles	Alli Smalley	Parrisha Simmons	Blanche Alverson	Jordan Greenleaf
LSU	Morgan Toles	Alli Smalley	Parrisha Simmons	Blanche Alverson	Jordan Greenleaf
at Mississippi State	Morgan Toles	Alli Smalley	Parrisha Simmons	Blanche Alverson	Jordan Greenleaf

Record by Starting Lineup

Smalley, Strain, Tanner, Alverson, Greenleaf	1-0 (1.000)
Toles, Smalley, Simmons, Alverson, Greenleaf	10-5 (.667)
Jennings, Smalley, Tanner, Alverson, Greenleaf	1-1 (.500)
Toles, Smalley, Alverson, Hilliard, Greenleaf	0-1 (.000)

Game-by-Game Leaders

	Points	Rebounds	Assists	Steals	Blocked Shots
MERCER	16-Smalley/Greenleaf	12-Greenleaf	6-Toles	3-Greenleaf/Jennings	2-Williams
FLORIDA STATE	16-Alverson	9-Greenleaf	7-Toles	3-Three tied	2-Greenleaf/Williams
DUKE	12-Smalley/Toles	7-Alverson	5-Toles	2-Toles/Simmons	None
at South Florida	16-Hilliard	10-Greenleaf	5-Toles/Tanner	1-Greenleaf	1-Greenleaf/Tanner
vs. Sacred Heart	12-Smalley	7-Greenleaf	4-Greenleaf	3-Tanner	1-Greenleaf
vs. Seton Hall	15-Smalley	7-Williams	4-Smalley/Toles	4-Toles	2-Williams
SOUTH ALABAMA	15-Smalley	9-Greenleaf	5-Toles	3-Greenleaf	2-Greenleaf/Tanner
TEMPLE	22-Smalley	12-Greenleaf	4-Greenleaf/Toles	3-Smalley	2-Greenleaf
at George Washington	16-Alverson	11-Greenleaf	7-Toles	3-Jennings	4-Greenleaf
vs. Purdue	18-Smalley	5-Williams	5-Toles	3-Greenleaf	1-four tied
at Chicago State	15-Tanner	12-Greenleaf	7-Toles	3-Greenleaf/Smalley	2-Williams
ALABAMA A&M	15-Greenleaf	7-Toles/Alverson	6-Toles	4-Jennings	3-Alverson/Greenleaf
JACKSONVILLE STATE	17-Alverson	8-Alverson/Williams	10-Toles	4-Smalley	2-Alverson/Williams
at Alabama	19-Greenleaf	9-Alverson/Greenleaf	5-Toles	3-Smalley	3-Alverson
FLORIDA	17-Hilliard	7-Toles	7-Toles	2-Greenleaf/Alverson	2-Greenleaf
at Vanderbilt	12-Alverson	7-Davis	7-Toles	2-Smalley	2-Tanner
OLE MISS	27-Alverson	7-Simmons	8-Toles	4-Greenleaf	1-Smalley/Williams
LSU	12-Greenleaf	9-Greenleaf	6-Toles	4-Alverson	2-Alverson/Tanner
at Mississippi State	11-Alverson/Smalley	10-Greenleaf	5-Smalley	4-Smalley	2-Greenleaf

Scoring Breakdown

(Percentage of total points in parentheses)

Opponent	Front Court	Back Court	Sr.	Jr.	So.	Fr.	Starters	Bench
MERCER	47 (59.5)	32 (40.5)	32	11	17	19	46 (58.2)	33 (41.8)
FLORIDA STATE	36 (59.0)	25 (41.0)	21	2	31	7	54 (88.5)	7 (11.5)
DUKE	23 (37.1)	39 (62.9)	20	13	23	6	45 (72.6)	17 (27.4)
at South Florida	39 (79.6)	10 (20.4)	17	17	11	4	28 (57.1)	21 (42.9)
vs. Sacred Heart	9 (17.0)	44 (83.0)	16	14	10	13	31 (58.5)	22 (41.5)
vs. Seton Hall	31 (36.4)	54 (63.5)	17	22	25	21	38 (44.7)	47 (55.3)
SOUTH ALABAMA	36 (48.0)	39 (52.0)	26	14	17	18	42 (56.0)	33 (44.0)
TEMPLE	29 (47.5)	32 (52.5)	31	20	10	0	49 (80.3)	12 (19.7)
at George Washington	16 (30.8)	36 (69.2)	17	10	19	6	38 (73.1)	14 (26.9)
vs. Purdue	6 (10.7)	50 (89.3)	18	11	16	11	40 (71.4)	16 (28.6)
at Chicago State	17 (25.4)	50 (74.6)	12	11	27	17	42 (62.7)	25 (37.3)
ALABAMA A&M	41 (48.8)	43 (51.2)	27	23	25	9	57 (67.9)	27 (32.1)
JACKSONVILLE STATE	30 (38.0)	49 (62.0)	26	6	27	20	55 (69.6)	24 (30.4)
at Alabama	24 (36.4)	42 (63.6)	31	3	15	17	47 (71.2)	19 (28.8)
FLORIDA	37 (50.7)	36 (49.3)	21	23	19	10	46 (63.0)	27 (37.0)
at Vanderbilt	25 (42.4)	34 (57.6)	18	9	18	14	38 (64.4)	21 (35.6)
OLE MISS	24 (28.2)	61 (71.8)	21	11	39	14	63 (74.1)	22 (25.9)
LSU	25 (38.5)	40 (61.5)	22	8	20	15	45 (69.2)	20 (30.8)
at Mississippi State	15 (33.3)	30 (66.7)	15	7	19	4	34 (75.6)	11 (24.4)

Lead-Deficit Comparison

Opponent	Largest Lead	Largest Deficit	Lead Changes	Ties	Result
MERCER	24 (2nd, 15:38)	2 (1st, 19:13)	3	1	W, 79-61
FLORIDA STATE	9 (2nd, 19:36)	10 (1st, 9:55)	9	4	L, 61-67
DUKE	5 (1st, 18:03)	16 (2nd, 3:36)	7	3	L, 62-75
at South Florida	---	19 (1st, 12:01)	0	0	L, 49-67
vs. Sacred Heart	3 (1st, 17:18)	32 (2nd, 9:27)	2	1	L, 53-65
vs. Seton Hall	42 (2nd, 2:58)	1 (1st, 18:57)	2	0	W, 85-51
SOUTH ALABAMA	11 (1st, 0:03)	3 (1st, 10:03)	8	7	W, 75-70
TEMPLE	7 (2nd, 6:27)	10 (1st, 13:26)	4	6	L, 61-62
at George Washington	16 (2nd, 6:59)	1 (1st, 10:53)	2	2	W, 52-45
vs. Purdue	2 (1st, 19:14)	25 (2nd, 8:12)	5	1	L, 56-76
at Chicago State	5 (1st, 16:13)	8 (1st, 0:14)	8	7	W, 67-63
ALABAMA A&M	39 (2nd, 4:45)	---	0	0	W, 84-45
JACKSONVILLE STATE	25 (2nd, 7:25)	2 (1st, 7:42)	2	2	W, 79-60
at Alabama	18 (2nd, 8:12)	3 (1st, 12:37)	5	7	W, 66-55
FLORIDA	17 (2nd, 0:08)	5 (1st, 0:04)	13	6	W, 73-56
at Vanderbilt	---	17 (2nd, 9:07)	0	2	L, 59-67
OLE MISS	15 (2nd, 10:29)	7 (1st, 9:25)	5	4	W, 85-73
LSU	22 (2nd, 11:37)	1 (1st, 17:53)	6	2	W, 65-53
at Mississippi State	8 (2nd, 0:26)	6 (1st, 0:48)	5	2	W, 45-41

Specialty Statistics (Auburn-Opponent)

Opponent	Bench Points	Points in the Paint	Points off Turnovers	Second Chance Points	Fast Break Points
MERCER	33-12	36-10	27-8	23-18	9-2
FLORIDA STATE	7-15	22-32	29-16	11-18	2-0
DUKE	17-33	10-48	16-25	5-8	2-8
at South Florida	21-10	28-22	7-7	19-9	0-4
vs. Sacred Heart	22-14	26-26	22-21	7-9	8-8
vs. Seton Hall	47-25	40-14	36-7	12-15	10-2
SOUTH ALABAMA	33-14	32-30	17-7	16-10	8-4
TEMPLE	12-8	26-22	18-15	20-10	2-4
at George Washington	14-12	22-22	15-8	17-7	6-10
vs. Purdue	15-11	18-34	17-20	7-11	4-10
at Chicago State	25-17	32-26	13-12	13-6	12-4
ALABAMA A&M	27-23	44-24	39-18	17-7	12-0
JACKSONVILLE STATE	24-6	34-32	24-17	11-16	10-2
at Alabama	19-13	26-24	12-12	12-12	6-2
FLORIDA	27-21	18-30	24-7	14-8	2-0
at Vanderbilt	21-18	26-40	20-17	14-10	4-12
OLE MISS	22-27	28-28	16-19	18-6	2-10
LSU	20-20	28-24	11-9	9-9	6-2
at Mississippi State	11-5	12-20	19-13	8-11	4-4

Comparison Statistics (Auburn/Opponent)

Opponent	1st	2nd	Score	Mar	Total FG	FG Pct	3-Pointers	3FG Pct	Free Throws	FT Pct	Reb.	Mar	Assist	TO	Bk	Stl	Fouls
MERCER	40/20	39/41	79-61	+18	28- 72 /21-62	.389/.339	6- 20 /9-23	.300/.391	17-27/10-17	.630/.588	52 /41	+11	18/11	13/19	6/2	15/4	17/17
FLORIDA STATE	30/23	31/44	61-67	(6)	25-66/22-53	.379/.415	4-10/5-15	.400/.333	7-13/18-22	.538/.818	29/47	(18)	12/10	17/ 29	6/2	12/6	19/18
DUKE	29/39	33/36	62-75	(13)	20-50/30-60	.400/.500	6-17/4-18	.353/.222	16-24/11-13	.667/.846	31/31	--	13/10	21/17	0/5	8/15	17/19
at South Florida	24/36	25/31	49-67	(18)	18-62/26-49	.290/.531	2-13/10-19	.154/.526	11-17/5-9	.647/.556	39/35	+4	9/21	10/11	2/7	1/4	16/15
vs. Sacred Heart	18/38	35/27	53-65	(12)	20-64/24- 47	.313/.511	2-12/8-17	.167/.471	11-23/9-14	.478/.643	34/42	(8)	8/9	15/27	1/3	9/7	12/19
vs. Seton Hall	42/28	43/23	85 -51	+34	34 -64/16-51	.531 /.314	4-12/7-18	.333/.389	13-24/12-18	.542/.667	36/38	(2)	16/7	17/31	2/ 1	12/6	18/22
SOUTH ALABAMA	42/31	33/39	75-70	+5	27-62/27-53	.435/.509	2-7/7-12	.286/.583	19-28/9-13	.679/.692	33/36	(3)	13/14	9 /17	6/2	9 /0	19/20
TEMPLE	33/33	28/29	61-62	(1)	20-59/23-59	.339/.390	6-14/8-21	.429/.381	15-23/8-12	.652/.667	42/39	+3	13/11	15/14	3/4	5/6	15/22
at GWU	25 / 15	27/30	52-45	+7	19-64/18-54	.297/.333	6-13/3-13	.462/.231	8-16/6-6	.500/1.000	49/36	+13	14/12	11/15	7/6	9/6	10 /17
vs. Purdue	29/40	27/36	56-76	(20)	19-62/24-48	.306/.500	7 -16/5-13	.438/.385	11-17/23-28	.647/.821	33/42	(9)	8/12	15/19	4/5	11/7	21/19
at Chicago State	24/32	43/31	67-63	+4	22-61/21-54	.361/.389	2-10/5-8	.200/.625	21-32 /16-25	.656/.640	42/39	+3	10/16	11/15	3/3	9/6	20 / 25
ALABAMA A&M	43 /19	41/26	84-45	+39	33-70/ 15 -52	.471/.288	2-10/ 0-7	.200/ .000	16-20/15-21	.800 /.714	49/31	+18	17/9	21/ 29	8 /1	18 /9	17/17
JACKSONVILLE ST.	34/29	45/31	79-60	+19	34 -67/25-65	.507/.385	4-15/6-19	.267/.316	7-9/4- 5	.778/.800	38-35	+3	23 /8	15/19	7/ 1	14/7	12/12
at Alabama	28/25	38/30	66-55	+11	27-59/20-71	.458/ .282	3-10/3-20	.300/.150	9-14/12-16	.643/.750	45-42	+3	11/12	21/14	5/2	4/8	13/15
FLORIDA	28/33	45/23	73-56	+17	25-50/22-53	.500/.415	5-8/5-11	.625 /.455	18-24/7-10	.750/.700	34-25	+9	16/13	15/17	4/1	9/10	13/21
at Vanderbilt	22/29	37/38	59-67	(8)	23-63/26-50	.365/.520	3-14/3-9	.214/.333	10-13/12-18	.769/.667	36-36	--	13/14	17/20	3/5	11/8	19/18
OLE MISS	36/33	49 /40	85 -73	+12	31-62/27-51	.500/.529	7 -17/7-13	.412/.538	16-23/12-16	.696/.750	34-24	+10	20/15	12/18	2/ 1	13/6	15/17
LSU	32/31	33/32	65-53	+12	27-60/19-52	.450/.365	2-8/3-13	.250/.231	9-13/12-16	.692/.750	35-37	(2)	16/11	12/20	5/2	10/3	14/11
at Mississippi St.	16/22	29/ 19	45- 41	+4	17-50/19-62	.340/.306	3-8/1-14	.375/.071	8-15/ 2-5	.533/ .400	35-46	(11)	11/ 7	17/20	5/4	8/6	10 /13

AUBURN IN THE NCAA INDIVIDUAL RANKINGS
(Through Games as of Jan. 21, 2011)**Points per Game**

1. Dawn Evans (James Madison) 24.6

Rebounds per Game1. Courtney Hurt (Virginia Commonwealth) 13.4
167. Jordan Greenleaf (Auburn) 7.7**Field Goal Percentage**

1. Carolyn Swords (Boston College)719

Three-Point Percentage

1. Alli Heller (Rider)513

Three-Point FG Made per Game1. Ce'Monay Newell (Texas-Pan American) 3.9
195. Blanche Alverson (Auburn) 1.8**Free Throw Percentage**

1. Emily London (Samford)962

Assists per Game1. Courtney Vandersloot (Gonzaga) 9.2
27. Morgan Toles (Auburn) 5.5**Steals per Game**

1. Kevi Luper (Oral Roberts) 3.7

Blocked Shots per Game1. Louella Tomlinson (St. Mary's) 5.1
173. Jordan Greenleaf (Auburn) 1.2**Assist-to-Turnover Ratio**1. Cetera DaGraffenreid (North Carolina) 3.79
5. Morgan Toles (Auburn) 3.09**AUBURN IN THE NCAA TEAM RANKINGS**
(Out of 333 teams)Scoring Offense 128th (66.1)
National Leader: Gonzaga (84.5)Scoring Defense 112th (60.6)
National Leader: West Virginia (46.9)Scoring Margin 98th (+55.6)
National Leader: Baylor (+33.4)Rebound Margin 131th (+1.3)
National Leader: Syracuse (+17.6)Field Goal Percentage 137th (.402)
National Leader: Connecticut (.503)Field Goal Percentage Defense 232nd (.407)
National Leader: Baylor (.308)Free Throw Percentage 246th (.645)
National Leader: Milwaukee (.802)Three-Point Field Goal Percentage 129th (.323)
National Leader: Penn State (.452)Three-Point Field Goal Percentage Defense 297th (.351)
National Leader: Savannah St (.222)Three-Point Field Goal Made 271st (4.0)
National Leader: Fresno State (10.1)Assists per Game 128th (13.7)
National Leader: Connecticut (20.1)Blocked Shots per Game 73rd (4.2)
National Leader: Baylor (7.2)Steals per Game 80th (9.8)
National Leader: Miami (FL) (15.6)Turnovers per Game 23rd (14.9)
National Leader: Marist (11.2)Personal Fouls per Game 59th (15.6)
National Leader: Wyoming (11.1)Assist/Turnover Ratio 48th (0.92)
National Leader: Marist (1.38)Turnover Margin 28th (+4.58)
National Leader: Texas A&M (+11.41)**2010-11 Auburn Superlatives...****First Half**

Most points scored in the first half 43, vs. Alabama A&M (12-28-10)

Fewest points scored in the first half 16, at Mississippi State (1-20-11)

Fewest points allowed in the first half 15, at George Washington (12-15-10)

Most points allowed in the first half 40, vs. Purdue (12-18-10)

Best FG % in the first half545, vs. Seton Hall (11-27-10)

Worst FG % in the first half207, at Mississippi State (1-20-11)

Best FG % by an opponent in the first half632, at Vanderbilt (1-9-11)

Worst FG % by an opponent in the first half179, at George Washington (12-15-10)

Most rebounds in the first half 31, at George Washington (12-15-10)

Fewest rebounds in the first half 15, vs. Duke (11-18-10) and vs. LSU (1-16-11)

Most rebounds by an opponent in the first half 25, at Mississippi State (1-20-11)

Fewest rebounds by an opponent in the first half 12, vs. Ole Miss (1-13-11)

Second Half

Most points scored in the second half 49, vs. Ole Miss (1-13-11)

Fewest points scored in the second half 25, at South Florida (11-22-10)

Fewest points allowed in the second half 19, at Mississippi State (1-20-11)

Most points allowed in the second half 44, vs. Florida State (11-15-10)

Best FG % in the second half606, vs. Jacksonville State (12-30-10)

Worst FG % in the second half269, vs. Temple (12-4-10)

Best FG % by an opponent in the second half583, vs. Ole Miss (1-13-11)

Worst FG % by an opponent in the second half208, vs. Seton Hall (11-27-10)

Most rebounds in the second half 26, vs. Mercer (11-12-10)

Fewest rebounds in the second half 11, vs. Florida State (11-15-10)

Most rebounds by an opponent in the second half 25, vs. Florida State (11-15-10) and at Alabama (1-2-11)

Fewest rebounds by an opponent in the second half 11, vs. Florida (1-6-11)

Game

Most points scored 85, vs. Seton Hall (11-27-10) and Ole Miss (1-13-11)

Fewest points scored 45, at Mississippi State (1-20-11)

Most points allowed 76, vs. Purdue (12-18-10)

Fewest points allowed 41, at Mississippi State (1-20-11)

Best FG %531, vs. Seton Hall (11-27-10)

Worst FG %290, at South Florida (11-22-10)

Best FG % by an opponent531, at South Florida (11-22-10)

Worst FG % by an opponent282, at Alabama (1-2-11)

Most rebounds 52, vs. Mercer (11-12-10)

Fewest rebounds 29, vs. Florida State (11-15-10)

Most rebounds by an opponent 47, vs. Florida State (11-15-10)

Fewest rebounds by an opponent 24, vs. Ole Miss (1-13-11)

Miscellaneous

Largest margin of victory 39, vs. Alabama A&M (12-28-10)

Smallest margin of victory 4, at Mississippi State (1-20-11)

Largest margin of defeat 20, vs. Purdue (12-18-10)

Smallest margin of defeat 1, vs. Temple (12-4-10)

Largest halftime lead 24, vs. Alabama A&M (12-28-10)

Smallest halftime lead 3, at Alabama (1-2-11) and vs. Ole Miss (1-13-11)

Last time tied at halftime vs. Temple (12-4-10)

Largest halftime deficit 20, vs. Sacred Heart (11-26-10)

Smallest halftime deficit 5, vs. Florida (1-6-11)

Largest rebounding margin 18, vs. Alabama A&M (12-28-10)

Smallest rebounding margin 2, vs. Seton Hall (11-27-10)

Last time tied in rebounding vs. Vanderbilt (01-09-11)

Opponent's largest rebounding margin 18, vs. Florida State (11-15-10)

Opponents smallest rebounding margin 2, vs. LSU (1-16-11)

2010-11 Auburn Individual Highs...**First Half**

Points.....	16, Blanche Alverson vs. Ole Miss (1-13-11)
Field Goals Made.....	7, Blanche Alverson vs. Ole Miss (1-13-11)
Field Goal Attempts.....	11, Smalley vs. Alabama A&M (12-28-10) and Alverson vs. Ole Miss (1-13-11)
Field Goal Percentage.....	.800 (4-of-5), Jassany Williams vs. South Alabama (12-2-10)
3-Point Field Goals Made.....	3, Blanche Alverson on three occasions
3-Point Field Goal Attempts.....	7, Blanche Alverson vs. Mercer (11-12-10)
3-Point Field Goal Percentage.....	.750 (3-of-4), Blanche Alverson vs. Florida (1-6-11)
Free Throws Made.....	5, Parrisha Simmons vs. South Alabama (12-2-10)
Free Throws Attempted.....	6, Parrisha Simmons vs. South Alabama (12-2-10)
Free Throw Percentage.....	1.000 (2-of-2), on 13 occasions
Rebounds.....	8, Jordan Greenleaf at George Washington (12-15-10)
Assists.....	6, Morgan Toles vs. Jacksonville State (12-30-10)
Blocked Shots.....	3, Jordan Greenleaf vs. Alabama A&M (12-28-10)
Steals.....	3, on six occasions

Second Half

Points.....	16, Jordan Greenleaf vs. Mercer (11-12-10)
Field Goals Made.....	6, Jordan Greenleaf vs. Mercer (11-12-10)
Field Goal Attempts.....	10, Williams vs. Mercer (11-12-10) and Smalley at GW (12-15-10)
Field Goal Percentage.....	.800 (4-of-5), on four occasions
3-Point Field Goals Made.....	3, Smalley at GW (12-15-10) and Alverson vs. Ole Miss (1-13-11)
3-Point Field Goal Attempts.....	5, Alli Smalley at George Washington (12-15-10)
3-Point Field Goal Percentage.....	.750 (3-of-4), Blanche Alverson vs. Ole Miss (1-13-11)
Free Throws Made.....	5, Chantel Hilliard vs. Florida (1-6-11)
Free Throws Attempted.....	6, Smalley vs. Temple (12-4-10) and Hilliard vs. Florida (1-6-11)
Free Throw Percentage.....	1.000, on five occasions
Rebounds.....	10, Jordan Greenleaf vs. Mercer (11-12-10)
Assists.....	5, Morgan Toles vs. Alabama A&M (12-28-10) and vs. Florida (1-6-11)
Blocked Shots.....	2, on six occasions
Steals.....	3, on six occasions

Game

Points.....	27, Blanche Alverson vs. Ole Miss (1-13-11)
Field Goals Made.....	11, Blanche Alverson vs. Ole Miss (1-13-11)
Field Goal Attempts.....	17, Smalley vs. Temple (12-4-10) and Alverson vs. Ole Miss (1-13-11)
Field Goal Percentage.....	.857 (6-of-7), Jordan Greenleaf vs. Alabama A&M (11-22-10)
3-Point Field Goals Made.....	5, Blanche Alverson vs. Ole Miss (1-13-11)
3-Point Field Goal Attempts.....	9, Blanche Alverson vs. Mercer (11-12-10)
3-Point Field Goal Percentage.....	.750 (3-of-4), Alli Smalley vs. Seton Hall (11-27-10)
Free Throws Made.....	7, Chantel Hilliard vs. Florida (1-6-11)
Free Throws Attempted.....	8, Chantel Hilliard vs. Florida (1-6-11)
Free Throw Percentage.....	1.000, on four occasions
Rebounds.....	12, Greenleaf vs. Mercer (11-12-10), vs. Temple (12-4-10) and at CSU (12-21-10)
Assists.....	10, Morgan Toles vs. Jacksonville State (12-30-10)
Blocked Shots.....	4, Jordan Greenleaf at George Washington (12-15-10)
Steals.....	4, on six occasions

Minimums: FG % (min. 5 attempts), 3FG % (min. 3 attempts), FT % (min 3 attempts)

2010-11 Opponent Individual Highs...**First Half**

Points.....	20, Andrea Smith of South Florida (11-22-10)
Field Goals Made.....	7, Andrea Smith of South Florida (11-22-10)
Field Goal Attempts.....	11, Smith of South Florida (11-22-10) and Jenkins of Alabama (1-2-11)
Field Goal Percentage.....	1.000 (6-of-6), Hannah Tuomi of Vanderbilt (1-9-11)
3-Point Field Goals Made.....	5, Andrea Smith of South Florida (11-22-10)
3-Point Field Goal Attempts.....	7, Andrea Smith of South Florida (11-22-10)
3-Point Field Goal Percentage.....	.800 (4-of-5), Shae Nelson of Ole Miss (1-13-11)
Free Throws Made.....	5, Whiquitta Tobar of Alabama A&M (12-28-10)
Free Throws Attempted.....	7, Whiquitta Tobar of Alabama A&M (12-28-10)
Free Throw Percentage.....	1.000 (4-of-4), LaSondra Barrett of LSU (1-16-11)
Rebounds.....	9, Ashley Brown of Mississippi State (1-20-11)
Assists.....	6, Valencia McFarland of Ole Miss (1-13-11)
Blocked Shots.....	3, Porche Grant of South Florida (11-22-10)
Steals.....	3, Shey Peddy of Temple (12-4-10)

Second Half

Points.....	21, Kayla Melson of Ole Miss (1-13-11)
Field Goals Made.....	7, Williams of Mercer (11-12-10) and Melson of Ole Miss (1-13-11)
Field Goal Attempts.....	12, Briana Williams of Mercer (11-12-10)
Field Goal Percentage.....	.800 (4-of-5), Krystal Thomas of Duke (11-18-10)
3-Point Field Goals Made.....	5, Briana Williams of Mercer (11-12-10)
3-Point Field Goal Attempts.....	8, Briana Williams of Mercer (11-12-10)
3-Point Field Goal Percentage.....	.750 (3-of-4), Shae Nelson of Ole Miss (1-13-11)
Free Throws Made.....	9, Alexa Deluzio of Florida State (11-15-10)
Free Throws Attempted.....	9, Alexa Deluzio of Florida State (11-15-10)
Free Throw Percentage.....	1.000, on three occasions
Rebounds.....	8, Tierney Jenkins of Alabama (1-2-11)
Assists.....	5, Sharnea Boykin of Mercer (11-12-10)
Blocked Shots.....	2, Ivy Abiona of George Washington (12-15-10)
Steals.....	4, Tierney Jenkins of Alabama (1-2-11)

Game

Points.....	33, Andrea Smith of South Florida (11-22-10)
Field Goals Made.....	12, Smith of South Florida (11-22-10) and Jenkins of Alabama (1-2-11)
Field Goal Attempts.....	22, Andrea Smith of South Florida (11-22-10)
Field Goal Percentage.....	.667 (6-of-9), Natasha Howard of Florida State (11-15-10)
3-Point Field Goals Made.....	8, Andrea Smith of South Florida (11-22-10)
3-Point Field Goal Attempts.....	13, Andrea Smith of South Florida (11-22-10)
3-Point Field Goal Percentage.....	.778 (7-of-9), Shae Nelson of Ole Miss (1-13-11)
Free Throws Made.....	9, Alexa Deluzio of Florida State (11-15-10)
Free Throws Attempted.....	10, Beckel of Chicago State (12-21-10) and Jenkins of Alabama (1-2-11)
Free Throw Percentage.....	1.000 (9-of-9), Alexa Deluzio of Florida State (11-15-10)
Rebounds.....	15, Jenkins of Alabama (1-2-11) and Brown of Mississippi State (1-20-11)
Assists.....	10, Valencia McFarland of Ole Miss (1-13-11)
Blocked Shots.....	4, Porche Grant of South Florida (11-22-10)
Steals.....	5, Tierney Jenkins of Alabama (1-2-11)

Minimums: FG % (min. 5 attempts), 3FG % (min. 3 attempts), FT % (min 3 attempts)

Auburn Career Records

Games Played

Rk	Player	Years	G
1	Ruthie Bolton	85-89	132
	Linda Godby	86-90	132
3	Vickie Orr	85-89	131
4	Kendall Mago	88-92	130
5	Sharon Stewart	84-88	129
	Sherell Hobbs	05-09	129
7	Mae Ola Bolton	84-88	128
8	DeWanna Bonner	05-09	126
9	Lori Monroe	79-83	124
10	Charlene Thomas	83-87	123
	Chantel Tremittiere	87-91	123
--	Jordan Greenleaf	06-pres.	120
--	Alli Smalley	07-pres.	116

Games Started

Rk	Player	Years	GS
1	Vickie Orr	85-89	128
2	DeWanna Bonner	05-09	126
3	Debra Larkin	81-85	119
4	Kristen Mulligan	92-96	118
	Le'Coe Willingham	99-04	118
6	Tiffany Krantz	96-00	116
7	Helene Baroody	83-87	110
8	Jordan Greenleaf	06-pres.	109
9	Samantha Williams	91-96	108
10	Becky Jackson	80-84	107
--	Alli Smalley	07-pres.	103

Field Goals

Rk	Player	Years	FG
1	Becky Jackson	80-84	864
2	Vickie Orr	85-89	864
3	Marianne Merritt	75-79	837
4	DeWanna Bonner	05-09	744
5	Angie Hannah	79-82	735
6	Mae Ola Bolton	84-88	697
7	Carolyn Jones	88-91	645
8	Natasha Brackett	01-05	641
9	Linda Godby	86-90	590
10	Lori Monroe	79-83	562

Field Goal Attempts

Rk	Player	Years	FGA
1	Marianne Merritt	75-79	1,795
2	DeWanna Bonner	05-09	1,633
3	Vickie Orr	85-89	1,528
4	Natasha Brackett	01-05	1,514
5	Becky Jackson	80-84	1,435
6	Angie Hannah	79-82	1,396
7	Mae Ola Bolton	84-88	1,371
8	Carolyn Jones	88-91	1,353
9	Alli Smalley	07-pres.	1,302
10	Lori Monroe	79-83	1,242

Field Goal PCT. (200 att.)

Rk	Player	Years	PCT
1	Becky Jackson	80-84	.602 (864-1435)
2	Consweila Sparrow	97-00	.590 (451-764)
3	Vickie Orr	85-89	.565 (864-1528)
4	KeKe Carrier	05-10	.555 (417-751)
5	Lindy Godby	86-90	.550 (590-1072)
6	Sharon Stewart	84-88	.543 (458-843)
7	Charlene Thomas	83-87	.536 (428-799)
8	Angie Hannah	79-82	.527 (735-1396)
9	C. C. Hayden	89-92	.526 (533-1013)
10	Le'Coe Willingham	99-04	.526 (552-1050)

3-Point Field Goals

Rk	Player	Years	3FG
1	Alli Smalley	07-pres.	203
2	Tiffany Krantz	96-00	184
3	Natasha Brackett	01-05	171
4	Samantha Williams	92-96	161
5	Kristen Mulligan	92-96	149
6	Carolyn Jones	88-91	103
7	Shana Askew	97-01	94
8	Tamela McCorvey	06-08	90
9	Lynn Stevenson	87-91	83
10	Blanche Alverson	09-pres.	75

3-Point Field Goal Attempts

Rk	Player	Years	ATT
1	Alli Smalley	07-pres.	589
2	Natasha Brackett	01-05	545
3	Tiffany Krantz	96-00	520
4	Samantha Williams	92-96	500
5	Kristen Mulligan	92-96	370
6	Shana Askew	97-01	332
7	Nitasha Brown	02-06	271
8	Tamela McCorvey	06-08	270
9	Carolyn Jones	88-91	248
10	DeWanna Bonner	05-09	244
--	Blanche Alverson	09-pres.	236

3-Point Field Goals Pct. (100 Att.)

Rk	Player	Years	Pct.
1	Carolyn Jones	88-91	.415 (103-248)
2	Kristen Mulligan	92-96	.403 (149-370)
3	Suzette Sargeant	90-92	.388 (57-147)
4	Lynn Stevenson	86-91	.376 (83-221)
5	LaRita Spencer	99-01	.364 (59-162)
6	Louise Emeagi	02-05	.359 (78-217)
7	Tiffany Krantz	96-00	.354 (184-520)
8	Alli Smalley	07-pres.	.345 (203-589)
9	Joanna Clayden	05-07	.337 (62-184)
10	Tamela McCorvey	06-08	.333 (90-270)

Free Throws

Rk	Player	Years	FT
1	DeWanna Bonner	05-09	600
2	Carolyn Jones	88-91	438
3	Consweila Sparrow	97-00	346
	Le'Coe Willingham	99-04	346
5	Becky Jackson	80-84	340
6	Vickie Orr	85-89	307
	Marianne Merritt	75-79	305
8	Tasha Hamilton	97-01	296
9	Lori Monroe	79-83	291
10	Debra Larkin	81-85	278

Free Throw Attempts

Rk	Player	Years	FT
1	DeWanna Bonner	05-09	755
2	Carolyn Jones	88-91	541
3	Becky Jackson	80-84	520
4	Consweila Sparrow	97-00	491
5	Marianna Merritt	75-79	488
6	Le'Coe Willingham	99-04	487
7	Lori Monroe	79-83	453
8	Tasha Hamilton	97-01	441
9	Vickie Orr	85-89	433
10	Sharon Stewart	84-88	385

Free Throw Pct. (150 Att.)

Rk	Player	Years	Pct.
1	Carolyn Jones	88-91	.810 (438-541)
2	Kristen Mulligan	92-96	.796 (191-240)
3	DeWanna Bonner	05-09	.795 (600-777)
4	Laticia Morris	95-97	.787 (233-296)
5	Whitney Boddie	05-09	.777 (219-282)
6	Linda Godby	86-90	.774 (185-239)
7	Brenda Hill	82-83	.768 (208-271)
8	Helene Baroody	83-87	.767 (155-202)
9	Patrena Scruggs	87-89	.749 (128-171)
10	Tonia Trail	93-97	.741 (172-232)

Scoring Average (30 games)

Rk	Player	Years	PPG
1	Marianne Merritt	75-79	20.4
2	Carolyn Jones	88-91	18.3
3	Becky Jackson	80-84	17.8
4	DeWanna Bonner	05-09	17.2
5	Vickie Orr	85-89	15.5
6	Consweila Sparrow	97-00	14.5
7	Natasha Brackett	01-05	14.0
8	C.C. Hayden	89-92	13.6
9	Angie Hannah	78-82	13.3
	Brenda Hill	81-85	13.3

Auburn Career Records

Points

Rk	Player	Years	Points
1	DeWanna Bonner	05-09	2,162
2	Becky Jackson	80-84	2,068
3	Vickie Orr	85-89	2,035
4	Marianne Merritt	75-79	1,979
5	Carolyn Jones	88-91	1,831
6	Natasha Brackett	01-05	1,716
7	Mae Ola Bolton	84-88	1,616
8	Angie Hannah	78-82	1,583
9	Le'Coe Willingham	99-00, 01-03	1,475
10	Alli Smalley	07-pres	1,430
11	Lori Monroe	79-83	1,415
12	Tasha Hamilton	97-01	1,402
13	Sherell Hobbs	05-09	1,372
14	Linda Godby	86-90	1,365
15	Debra Larkin	81-85	1,310
16	C. C. Hayden	89-92	1,306
17	Conswella Sparrow	97-00	1,249
18	Brenda Hill	81-85	1,222
19	M. Morehouse	92-96	1,191
20	Lauretta Freeman	89-93	1,188
21	Sharon Stewart	84-88	1,184
22	Ruthie Bolton	85-89	1,176
23	Tiffany Krantz	96-00	1,136
24	Samantha Williams	92-96	1,106
25	KeKe Carrier	05-10	1,017
26	Helene Baroody	83-87	1,011
27	Tara Williams	95-97	988
28	Diann McNeil	84-88	982
29	Laticia Morris	95-97	971
30	Charlene Thomas	83-87	963

Rebounds

Rk	Player	Years	Points
1	Becky Jackson	80-84	1,118
2	DeWanna Bonner	05-09	1,047
3	Lori Monroe	79-83	1,015
4	Vickie Orr	85-89	1,006
5	Lauretta Freeman	89-93	976
6	Marianne Merritt	75-79	972
7	Le'Coe Willingham	99-00, 01-03	927
8	M. Morehouse	92-96	792
9	Charlene Thomas	84-87	761
10	Sharon Stewart	84-88	757
11	C.C. Hayden	89-92	749
	Kendall Mago	88-92	749
13	Jordan Greenleaf	06-pres	736
14	Tasha Hamilton	97-01	663
15	Mae Ola Bolton	84-88	653
16	Marita Payne	02-06	630
17	Sherell Hobbs	05-09	612
18	Brenda Hill	82-85	604
19	KeKe Carrier	05-10	600
20	Angie Hannah	78-82	588

Rebounding Average (30 games)

Rk	Player	Years	RPG
1	Marianne Merritt	75-79	10.0
2	Becky Jackson	80-84	9.6
3	DeWanna Bonner	05-09	8.3
4	Lauretta Freeman	89-93	8.0
5	Lori Monroe	79-83	7.9
6	C.C. Hayden	89-92	7.8
7	Vickie Orr	85-89	7.7
	Le'Coe Willingham	99-00, 01-03	7.7
9	Mae Ola Bolton	84-88	6.8
10	M. Morehouse	92-96	6.8

Assists

Rk	Player	Years	AST
1	Whitney Boddie	05-09	603
2	Renae Halbrooks	78-82	593
3	Helene Baroody	83-87	587
4	Kristen Mulligan	92-96	551
5	Ruthie Bolton	85-89	526
6	Martha Monk	79-81	525
7	Chantel Tremitiere	87-91	490
8	Tiffany Krantz	96-00	414
9	Debra Larkin	81-85	386
10	Samantha Williams	91-96	323

Assist Average (30 games)

Rk	Player	Years	APG
1	Martha Monk	79-81	8.3
2	Whitney Boddie	05-09	5.9
3	Renae Halbrooks	78-82	5.5
4	Helene Baroody	83-87	5.1
5	Morgan Toles	09-pres	4.9
6	Kristen Mulligan	92-96	4.7
7	Ruthie Bolton	85-89	4.0
8	Chantel Tremitiere	87-91	4.0
9	LaRita Spencer	99-01	3.6
10	Tiffany Krantz	96-00	3.5
11	Debra Larkin	81-85	3.2

Blocks

Rk	Player	Years	BLK
1	Marita Payne	02-06	377
2	KeKe Carrier	05-present	216
3	Linda Godby	86-90	199
4	Vickie Orr	85-89	191
5	Lori Monroe	79-83	141
6	DeWanna Bonner	05-09	139
7	Jordan Greenleaf	06-pres	135
8	Brenda Hill	81-85	126
9	Becky Jackson	80-84	120
10	Lauretta Freeman	89-93	114

Steals

Rk	Player	Years	STL
1	Mae Ola Bolton	85-88	282
2	Kristen Mulligan	93-96	253
3	Ruthie Bolton	86-89	246
4	Debra Larkin	82-85	242
5	Helene Baroody	84-87	240
6	Sherell Hobbs	05-09	231
7	DeWanna Bonner	05-09	208
8	Natasha Brackett	01-05	202
9	Carolyn Jones	89-91	192
10	Whitney Boddie	05-09	183



Nell FORTNER

Head Coach

Seventh Season

Jackson, Miss • Texas, 1981

- Coached Auburn to its first SEC title in 20 years during 2008-09 season
- Produced Auburn's first SEC Player of the Year since 1988 in DeWanna Bonner
- Has an overall record of 145-91 for a .614 winning percentage
- Sports a 702-242 (.744) record as a head coach, assistant coach and player at all levels (college, professional, international)
- Coached teams to 11 NCAA Tournament appearances, eight as an assistant coach and three as a head coach
- 2000 USA Basketball Coach of the Year
- 1997 and 2009 Basketball Times National Coach of the Year
- 2009 Russell Athletic/WBCA Region III Coach of the Year
- 1997 Big Ten Coach of the Year
- 2009 SEC Coach of the Year
- Led the U.S. National Team to a gold medal in the 2000 Olympics
- Coached 10 different U.S. squads to a 101-14 (.878) record
- Served as an assistant coach for the U.S. National Team that won a gold medal at the 1996 Olympics
- Coached three players to State Farm/WBCA All-America honors
- Coached eight players to 10 all-conference honors
- Coached Auburn to three straight 20-win seasons, including a 30-win season in 2009 - Auburn's first in 20 years
- Produced two WNBA draft picks (DeWanna Bonner and Whitney Boddie) out of her first recruiting class at Auburn
- Spent three years as Head Coach and General Manager of the WNBA's Indiana Fever, leading the team to the playoffs in her second season
- As an assistant coach at Louisiana Tech, helped the team to the Elite Eight in 1993 and the National Championship game in 1994
- Spent four years as a studio analyst with ESPN (2001-04, 2005 WNBA Playoffs)

All-time record as player and coach at all levels:	702-242 (.744)	29 years
Record as a WNBA coach:	42-56 (.429)	3 seasons
Record as USA Head Coach:	101-14 (.878)	4 years
Record as a collegiate player:	127-26 (.830)	4 seasons
Record as a collegiate coach:	380-146 (.722)	16 seasons
Record as a collegiate assistant coach:	235-55 (.810)	9 seasons
Record as a collegiate head coach:	145-91 (.614)	8 seasons
Record at Auburn:	128-80 (.615)	7 seasons
SEC Record:	45-47 (.489)	7 seasons

Fortner Year-by-Year

Texas, Player (1977-81)

Year	Record	Conf.	Other Information
1977-78	29-10	--	5th AIAW
1978-79	37-4	--	3rd AIAW
1979-80	33-4	--	5th AIAW
1980-81	28-8	--	9th AIAW

Stephen F. Austin, Graduate Assistant/Assistant (1986-90)

Year	Record	Conf.	Other Information
1986-87	25-6	9-1	WNIT Third Round
1987-88	29-5	13-1	Southland Champions NCAA Second Round
1988-89	30-4	13-1	Southland Champions NCAA Regional Finalist
1989-90	28-3	14-0	Southland Champions NCAA Regional Finalist

Louisiana Tech, Assistant Coach (1990-95)

Year	Record	Conf.	Other Information
1990-91	18-12	9-3	American South Conference Runner-Up NCAA First Round
1991-92	20-10	12-4	NCAA First Round
1992-93	26-6	13-1	Sun Belt Conference Champion NCAA Elite Eight
1993-94	31-4	14-0	Sun Belt Conference Champion NCAA Runner-up
1994-95	28-5	13-1	Sun Belt Conference Champion NCAA Sweet 16

USA Basketball, Assistant Coach (1995-96)

52-0 Overall Record (1.000)

Purdue, Head Coach (1996-97)

Year	Record	Conf.	Other Information
1996-97	17-11	12-4	Big Ten Co-Champions NCAA Second Round

USA Basketball, Head Coach (1997-2000)

101-14 Overall Record (.878)

Indiana Fever (WNBA), Head Coach (2001-03)

Year	Record	Conf.	Other Information
2001	10-22	--	
2002	16-16	--	WNBA Playoffs First Round
2003	16-18	--	

Auburn, Head Coach (2004-present)

Year	Record	Conf.	Other Information
2004-05	16-13	6-8	
2005-06	14-15	4-10	
2006-07	21-13	6-8	WNIT Quarterfinals
2007-08	20-12	7-7	NCAA First Round
2008-09	30-4	12-2	SEC Champions SEC Tournament Runner-Up NCAA Second Round
2009-10	15-16	5-11	
2010-11	12-7	5-1	



Jordan GREENLEAF

#21

Senior • Forward • 6-1

Rex, Ga.

Morrow High School

NOTES:

- Scored career-high 19 points at Alabama
- Averaging 12.4 points per game over the last eight games
- Ranks 6th in the SEC in rebounding (7.7) and 3rd in offensive rebounding (4.3); also ranks 10th in blocks (1.2) and 12th in steals (1.7)
- Has two double-doubles on the season, most-recently scoring 13 points with 10 rebounds at South Florida
- Pulled down season-high 12 rebounds against Mercer, Temple and at Chicago State
- Is 13 rebounds from tying Kandall Mago and C.C. Hayden for 11th all-time at Auburn in career rebounding
- Is 4 blocks away from tying DeWanna Bonner for sixth all-time at Auburn in career blocks
- Graduated from Auburn last May, completing her degree in mass communications

Opponent	Start	Min.	FG-A	3PT-A	FT-A	O-D-T	PF	Ast.	TO	Blk.	St.	Pts.
MERCER	*	30	6-9	0-1	4-5	5-7-12	2	2	1	1	3	16
FLORIDA STATE	*	39	5-13	1-1	4-5	4-5-9	4	0	4	2	3	15
DUKE	*	38	3-8	0-2	2-4	3-3-6	3	0	4	0	1	8
at South Florida	*	38	5-13	0-0	3-4	7-3-10	0	1	3	1	1	13
vs. Sacred Heart	*	32	1-7	0-0	2-4	6-1-7	2	4	3	1	1	4
vs. Seton Hall	*	21	1-2	0-0	0-0	1-1-2	1	1	1	0	0	2
SOUTH ALABAMA	*	32	4-10	0-1	3-4	4-5-9	2	3	2	2	3	11
TEMPLE	*	38	3-10	0-0	3-5	6-6-12	2	4	1	2	0	9
at George Washington	*	34	1-8	0-0	1-2	5-6-11	3	0	0	4	1	3
vs. Purdue	*	31	0-4	0-0	0-0	4-0-4	4	0	2	1	3	0
at Chicago State	*	35	1-6	0-0	3-4	7-5-12	2	0	2	0	2	5
ALABAMA A&M	*	18	6-7	0-0	3-3	4-1-5	1	0	2	3	3	15
JACKSONVILLE STATE	*	24	7-12	0-0	1-1	3-3-6	2	1	0	1	2	15
at Alabama	*	32	8-16	0-0	3-4	4-5-9	3	3	4	1	0	19
FLORIDA	*	39	4-7	0-0	3-4	3-2-5	2	1	2	2	2	11
at Vanderbilt	*	33	3-8	0-0	2-2	3-2-5	5	1	2	0	2	8
OLE MISS	*	33	5-7	0-0	5-7	1-2-3	1	3	0	0	4	15
LSU	*	30	6-9	0-0	0-0	5-4-9	2	3	2	0	0	12
at Mississippi State	*	36	2-9	0-0	0-2	5-5-10	2	3	3	2	2	4
TENNESSEE												
SOUTH CAROLINA												
at Kentucky												
MISSISSIPPI STATE												
at LSU												
at Arkansas												
ALABAMA												
at South Carolina												
at Georgia												
KENTUCKY												

SEASON HIGHS

Points

19 at Alabama (1/2/11)

Rebounds

12 3 times, last at Chicago St. (12/21/10)

Assists

4 twice, last vs. Temple (12/4/10)

Blocks

4 at George Washington (12/15/10)

Steals

4 vs. Ole Miss (1/13/11)

Field Goals

8 at Alabama (1/2/11)

Field Goal Attempts

16 at Alabama (1/2/11)

3-Point Field Goals

1 vs. Florida State (11/15/10)

3-Point FG Attempts

2 vs. Duke (11/18/10)

Free Throws

5 vs. Ole Miss (1/13/11)

Free Throw Attempts

7 vs. Ole Miss (1/13/11)

CAREER HIGHS

Points

19 at Alabama (1/2/11)

Rebounds

16 vs. Mississippi State (1/3/10)

Assists

5 twice, last vs. Vanderbilt (1/21/10)

Blocks

6 at Alabama (1/27/08)

Steals

6 vs. Jackson State (12/6/06)

Field Goals

8 at Alabama (1/2/11)

Field Goal Attempts

16 at Alabama (1/2/11)

3-Point Field Goals

1 vs. Florida State (11/15/10)

3-Point FG Attempts

2 vs. Duke (11/18/10)

Free Throws

10 at Florida State (11/27/09)

Free Throw Attempts

12 at Florida State (11/27/09)

GREENLEAF CAREER STATISTICS

Year	GP-GS	FG-FGA	Pct	3FG-FGA	Pct	FT-FTA	Pct	O-D-T (Reb.)	Avg	PF	FO	Ast	TO	Blk	Stl	Pts	Avg
2006-07	34-29	58-149	.389	0-0	.000	60-87	.690	78-99-177	5.2	88	1	18	31	44	29	176	5.2
2007-08	31-30	74-161	.460	0-0	.000	44-64	.688	96-71-167	5.4	76	1	29	41	40	42	192	6.2
2008-09	5-0	14-32	.438	0-1	.000	7-8	.875	17-9-26	5.2	10	0	3	2	4	4	35	7.0
2009-10	31-31	86-229	.376	0-5	.000	73-102	.716	100-120-220	7.1	62	1	65	46	24	47	245	7.9
2010-11	19-19	71-165	.430	1-5	.200	42-60	.700	80-66-146	7.7	43	1	30	38	23	33	185	9.7
TOTAL	120-109	303-736	.412	1-11	.091	226-321	.704	371-365-736	6.1	279	4	145	158	135	155	833	6.9



Alli SMALLEY

#5

Senior • Guard • 5-8

Arab, Ala.

Arab High School

NOTES:

- Her 10 points vs. LSU moved her into 10th all-time in career scoring at Auburn
- Had her most efficient shooting game at Alabama, hitting 5-of-8 field goals (.625) and 2-of-3 3-pointers (.667)
- Ranks 17th in the SEC in scoring with 11.7 points per game
- Has scored in double figures in 15 of 19 games this season
- Broke the Auburn career 3-point record with 1:22 left in the Temple game passing Tiffany Krantz for the record; became the first Tiger to record 200 3-pointers
- Named to Junkanoo Jam All-Tournament Team
- Selected to Preseason All-SEC First Team by league coaches and Preseason All-SEC Second Team by media
- Has started 103 consecutive games, dating back to her freshman season

Opponent	Start	Min.	FG-A	3PT-A	FT-A	O-D-T	PF	Ast.	TO	Blk.	St.	Pts.
MERCER	*	26	6-15	1-5	3-4	1-3-4	2	1	4	1	2	16
FLORIDA STATE	*	33	2-15	1-6	1-2	0-2-2	2	3	4	1	1	6
DUKE	*	26	3-4	2-3	4-4	1-2-3	2	3	4	0	0	12
at South Florida	*	22	1-11	0-4	2-3	0-0-0	2	0	0	0	0	4
vs. Sacred Heart	*	28	5-13	2-5	0-0	1-4-5	1	1	2	0	2	12
vs. Seton Hall	*	19	6-10	3-4	0-0	0-0-0	0	4	2	0	1	15
SOUTH ALABAMA	*	26	5-15	1-3	4-4	0-1-1	2	1	1	0	2	15
TEMPLE	*	33	7-17	3-7	5-9	0-3-3	3	0	1	0	3	22
at George Washington	*	34	5-15	4-7	0-1	2-1-3	0	1	0	0	0	14
vs. Purdue	*	30	5-11	4-6	4-4	1-1-2	4	1	3	0	2	18
at Chicago State	*	29	3-12	0-4	1-2	3-1-4	3	2	2	0	2	7
ALABAMA A&M	*	21	5-14	0-2	2-3	1-4-5	1	2	2	0	1	12
JACKSONVILLE STATE	*	31	5-12	1-6	0-0	0-2-2	2	5	1	0	4	11
at Alabama	*	37	5-8	2-3	0-0	0-2-2	0	1	3	0	3	12
FLORIDA	*	33	4-9	1-2	1-2	1-3-4	2	4	2	0	1	10
at Vanderbilt	*	30	3-11	2-6	2-2	1-1-2	4	0	3	0	3	10
OLE MISS	*	26	2-7	2-5	0-0	1-4-5	3	3	3	1	0	6
LSU	*	30	4-6	1-1	1-2	0-5-5	2	2	3	0	3	10
at Mississippi State	*	37	4-8	1-2	2-2	1-4-5	1	5	5	0	4	11
TENNESSEE												
SOUTH CAROLINA												
at Kentucky												
MISSISSIPPI STATE												
at LSU												
at Arkansas												
ALABAMA												
at South Carolina												
at Georgia												
KENTUCKY												

SMALLEY CAREER STATISTICS

Year	GP-GS	FG-FGA	Pct	3FG-FGA	Pct	FT-FTA	Pct	O-D-T (Reb.)	Avg	PF	FO	Ast	TO	Blk	Stl	Pts	Avg
2007-08	32-19	133-333	.399	47-162	.290	28-42	.667	34-59-93	2.9	58	3	89	104	10	37	341	10.7
2008-09	34-34	141-310	.455	68-171	.398	28-37	.757	12-79-91	2.7	60	0	71	62	7	45	378	11.1
2009-10	31-31	181-446	.406	57-175	.326	69-96	.719	33-104-137	4.4	64	1	72	85	7	36	488	15.7
2010-11	19-19	80-213	.376	31-81	.383	32-44	.727	14-43-57	3.0	36	0	39	45	3	34	223	11.7
TOTAL	116-103	535-1302	.411	203-589	.345	157-219	.717	93-285-378	3.3	218	4	271	296	27	152	1430	12.3

SEASON HIGHS

Points		
22	vs. Temple	(12/4/10)
Rebounds		
5	4 times, last at Miss. State	(1/20/11)
Assists		
5	twice, last at Miss. State	(1/20/11)
Blocks		
1	3 times, last vs. Ole Miss	(1/13/11)
Steals		
4	twice, last at Miss. State	(1/20/11)
Field Goals		
7	vs. Temple	(12/4/10)
Field Goal Attempts		
17	vs. Temple	(12/4/10)
3-Point Field Goals		
4	twice, last vs. Purdue	(12/18/10)
3-Point FG Attempts		
7	twice, last at GW	(12/15/10)
Free Throws		
5	vs. Temple	(12/4/10)
Free Throw Attempts		
9	vs. Temple	(12/4/10)

CAREER HIGHS

Points		
29	vs. Florida	(3/4/10)
Rebounds		
11	vs. Alabama	(2/7/10)
Assists		
6	3 times, last at SDSU	(12/30/09)
Blocks		
2	vs. Georgia	(1/13/08)
Steals		
4	4 times, last at Miss. State	(1/20/11)
Field Goals		
10	3 times, last vs. Florida	(3/4/10)
Field Goal Attempts		
21	vs. Troy	(11/13/09)
3-Point Field Goals		
5	3 times, last vs. Florida	(3/4/10)
3-Point FG Attempts		
10	3 times, last at Ole Miss	(2/25/10)
Free Throws		
6	4 times, last vs. Valparaiso	(12/28/09)
Free Throw Attempts		
9	vs. Temple	(12/4/10)



Chantel HILLIARD

#23

Junior • Forward/Center • 6-2

Biloxi, Miss.

St. Martin High School

NOTES:

- Set her career high with 17 points against Florida, leading Auburn in scoring for the second time in her career
- Is Auburn's most efficient shooter with a .541 field goal percentage
- Led Auburn in scoring for the first time in her career, coming off the bench for a career-high 16 points on 7-of-9 shooting at South Florida
- Has scored in double figures four times this season
- Saw limited action last season after starting the year as a starter
- Has already scored more points as a junior than she did as a sophomore
- Finished the year 3.5 points and 2.4 rebounds per game, seeing action in 27 games

Opponent	Start	Min.	FG-A	3PT-A	FT-A	O-D-T	PF	Ast.	TO	Blk.	St.	Pts.
MERCER		13	2-3	0-0	0-0	0-3-3	0	0	1	0	1	4
FLORIDA STATE		6	0-0	0-0	0-0	0-0-0	1	0	0	1	0	0
DUKE		12	1-5	0-0	2-2	3-1-4	1	1	0	0	1	4
at South Florida		23	7-9	0-0	2-2	4-3-7	1	0	0	0	0	16
vs. Sacred Heart	*	19	2-5	0-0	1-2	1-2-3	0	1	2	0	0	5
vs. Seton Hall		9	2-4	0-0	0-0	0-1-1	1	0	0	0	1	4
SOUTH ALABAMA		11	2-4	0-0	1-2	1-0-1	3	0	0	0	0	5
TEMPLE		23	3-5	0-0	4-4	1-3-4	3	0	3	0	0	10
at George Washington		12	2-5	0-0	1-2	1-1-2	3	0	1	1	0	5
vs. Purdue		11	2-6	0-0	0-1	0-1-1	3	1	1	1	0	4
at Chicago State		12	3-5	0-0	1-2	1-0-1	4	0	1	0	0	7
ALABAMA A&M		17	5-7	0-0	2-2	0-5-5	2	1	2	1	1	12
JACKSONVILLE STATE		13	2-3	0-0	0-0	2-2-4	0	0	2	0	1	4
at Alabama		4	1-1	0-0	0-0	0-2-2	0	0	3	0	0	2
FLORIDA		22	5-7	0-0	7-8	2-3-5	2	0	2	0	0	17
at Vanderbilt		13	2-4	0-0	1-3	2-2-4	1	0	2	0	0	5
OLE MISS		9	1-2	0-0	2-2	1-0-1	0	0	0	0	1	4
LSU		11	1-5	0-0	1-2	1-0-1	1	0	1	1	0	3
at Mississippi State		27	3-5	0-0	1-2	2-4-6	3	0	1	1	0	7
TENNESSEE												
SOUTH CAROLINA												
at Kentucky												
MISSISSIPPI STATE												
at LSU												
at Arkansas												
ALABAMA												
at South Carolina												
at Georgia												
KENTUCKY												

SEASON HIGHS

Points

17 vs. Florida (1/6/11)

Rebounds

7 at South Florida (11/22/10)

Assists

1 4 times, last vs. Ala. A&M (12/28/10)

Blocks

1 5 times, last vs. LSU (1/16/11)

Steals

1 6 times, last vs. Ole Miss (1/13/11)

Field Goals

7 at South Florida (11/22/10)

Field Goal Attempts

9 at South Florida (11/22/10)

3-Point Field Goals

N/A

3-Point FG Attempts

N/A

Free Throws

7 vs. Florida (1/6/11)

Free Throw Attempts

8 vs. Florida (1/6/11)

CAREER HIGHS

Points

17 vs. Florida (1/6/11)

Rebounds

11 at South Alabama (12/20/09)

Assists

2 twice, last at Kentucky (1/24/10)

Blocks

3 twice, last vs. Duquesne (12/29/08)

Steals

3 vs. Duquesne (12/29/08)

Field Goals

7 at South Florida (11/22/10)

Field Goal Attempts

9 3 times, last at South Florida (11/22/10)

3-Point Field Goals

N/A

3-Point FG Attempts

1 twice, last at Alabama (2/8/09)

Free Throws

7 vs. Florida (1/6/11)

Free Throw Attempts

12 vs. Sam Houston State (12/5/08)

HILLIARD CAREER STATISTICS

Year	GP-GS	FG-FGA	Pct	3FG-FGA	Pct	FT-FTA	Pct	O-D-T (Reb.)	Avg	PF	FO	Ast	TO	Blk	Stl	Pts	Avg
2008-09	30-0	53-106	.500	0-2	.000	15-32	.469	29-56-85	2.8	50	0	7	26	12	13	121	4.0
2009-10	27-2	37-89	.416	0-0	.000	20-43	.465	31-35-66	2.4	49	1	6	35	13	11	94	3.5
2010-11	19-1	46-85	.541	0-0	.000	26-36	.722	22-33-55	2.9	29	0	4	22	6	6	118	6.2
TOTAL	76-3	136-280	.486	0-2	.000	61-111	.550	82-124-206	2.7	128	1	17	83	31	30	333	4.4



Morgan JENNINGS

#2

Junior • Guard • 5-8

Atlanta, Ga.

Frederick Douglass High School

NOTES:

- Collected career-high 4 steals against Alabama A&M
- Tied her career highs with 5 rebounds, 6 assists and 3 steals at George Washington
- Earned her first start of the season against South Alabama
- Tied her career-high with 14 points off the bench vs. Seton Hall
- Came off the bench for 6 points and team-high 3 steals in season-opener vs. Mercer; had 5 points vs. Duke
- Saw action in 13 games last season after missing the first half of the season with an injury
- Returned to the lineup and offered a backup to Morgan Toles and Alli Smalley at the guard positions

Opponent	Start	Min.	FG-A	3PT-A	FT-A	O-D-T	PF	Asst.	TO	Blk.	Stl.	Pts.
MERCER		14	2-2	0-0	2-2	1-1-2	1	1	1	0	3	6
FLORIDA STATE		9	0-1	0-0	0-0	1-1-2	0	2	1	0	0	0
DUKE		16	1-3	0-0	3-4	0-2-2	2	1	3	0	1	5
at South Florida		16	0-4	0-0	1-2	2-1-3	1	2	1	0	0	1
vs. Sacred Heart		15	1-5	0-0	2-2	1-1-2	1	0	2	0	1	4
vs. Seton Hall		19	7-7	0-0	0-1	0-4-4	2	1	1	0	2	14
SOUTH ALABAMA	*	17	2-6	0-0	0-2	0-2-2	3	1	0	1	2	4
TEMPLE	*	27	4-7	0-0	0-1	3-2-5	1	1	2	1	0	8
at George Washington		19	1-3	0-0	1-3	3-2-5	1	6	0	0	3	3
vs. Purdue		12	0-6	0-0	1-3	1-0-1	1	0	1	0	0	1
at Chicago State		5	0-0	0-0	1-2	0-0-0	0	0	1	0	1	0
ALABAMA A&M		18	1-1	0-0	4-4	1-0-1	1	1	2	0	4	6
JACKSONVILLE STATE		8	0-1	0-0	0-0	0-1-1	1	2	0	0	0	0
at Alabama		3	0-0	0-0	0-0	0-1-1	0	0	0	0	0	0
FLORIDA		7	0-3	0-0	0-0	0-0-0	1	0	2	0	1	0
at Vanderbilt		13	1-3	0-0	0-0	0-2-2	0	2	1	0	2	2
OLE MISS		10	2-5	0-0	0-0	0-0-0	0	1	1	0	0	4
LSU		10	0-2	0-0	2-2	0-0-0	0	0	0	0	0	2
at Mississippi State		7	0-1	0-0	0-0	1-0-1	0	0	0	0	0	0
TENNESSEE												
SOUTH CAROLINA												
at Kentucky												
MISSISSIPPI STATE												
at LSU												
at Arkansas												
ALABAMA												
at South Carolina												
at Georgia												
KENTUCKY												

JENNINGS CAREER STATISTICS

Year	GP-GS	FG-FGA	Pct	3FG-FGA	Pct	FT-FTA	Pct	O-D-T (Reb.)	Avg	PF	FO	Asst	TO	Blk	Stl	Pts	Avg
2008-09	30-4	30-77	.390	0-0	.000	11-24	.458	18-30-48	1.6	25	0	34	41	0	16	71	2.4
2009-10	13-0	9-32	.281	0-1	.000	1-4	.250	2-9-11	0.8	9	0	15	14	0	2	19	1.5
2010-11	19-2	22-60	.367	0-0	.000	17-28	.607	14-20-34	1.8	16	0	21	19	2	20	61	3.2
TOTAL	62-6	61-169	.361	0-1	.000	29-56	.518	34-59-93	1.5	50	0	70	74	2	38	151	2.4

SEASON HIGHS

Points		
14	vs. Seton Hall	(11/27/10)
Rebounds		
5	twice, last at GW	(12/15/10)
Assists		
6	at George Washington	(12/15/10)
Blocks		
1	twice, last vs. Temple	(12/4/10)
Steals		
4	vs. Alabama A&M	(12/28/10)
Field Goals		
7	vs. Seton Hall	(11/27/10)
Field Goal Attempts		
7	twice, last vs. Temple	(12/4/10)
3-Point Field Goals		N/A
3-Point FG Attempts		N/A
Free Throws		
3	vs. Duke	(11/18/10)
Free Throw Attempts		
4	vs. Duke	(11/18/10)

CAREER HIGHS

Points		
14	twice, last vs. Seton Hall	(11/27/10)
Rebounds		
5	twice, last vs. Temple	(12/4/08)
Assists		
6	twice, last at GW	(12/15/10)
Blocks		
1	twice, last vs. Temple	(12/4/10)
Steals		
4	vs. Alabama A&M	(12/28/10)
Field Goals		
7	at Seton Hall	(11/27/10)
Field Goal Attempts		
8	twice, last vs. N.C. A&T	(12/3/08)
3-Point Field Goals		N/A
3-Point FG Attempts		N/A
Free Throws		
3	vs. Duke	(11/18/10)
Free Throw Attempts		
4	vs. Duke	(11/18/10)



Parrisha SIMMONS

#4

Junior • Guard • 6-0

Macon, Ga.

Southwest Macon High School

NOTES:

- Scored season-high 6 points vs. Purdue; tied the mark against Florida
- Returned to the starting lineup at George Washington after coming off the bench the previous four games
- Started and totaled five rebounds and two steals in the season-opener vs. Mercer
- A defensive and rebounding specialist
- Started in 22 of 31 games last season, averaging 3.1 points and 5.1 rebounds per game
- Finished the season ninth in the SEC in offensive rebounding with 2.8 per game

Opponent	Start	Min.	FG-A	3PT-A	FT-A	O-D-T	PF	Ass.	TO	Blk.	St.	Pts.
MERCER	*	19	0-1	0-0	1-6	4-1-5	1	3	0	0	2	1
FLORIDA STATE	*	13	1-2	0-0	0-0	0-1-1	1	0	0	0	0	2
DUKE	*	12	1-3	0-0	2-4	1-0-1	1	1	1	0	2	4
at South Florida	*	12	0-0	0-0	0-2	0-1-1	2	0	0	0	0	0
vs. Sacred Heart		13	2-3	0-0	1-4	3-1-4	0	2	0	0	1	5
vs. Seton Hall		21	1-4	0-0	2-5	2-3-5	1	1	0	0	1	4
SOUTH ALABAMA		16	0-4	0-0	5-6	4-2-6	2	0	2	0	1	5
TEMPLE		9	0-1	0-0	2-2	2-0-2	1	1	2	0	0	2
at George Washington	*	13	1-1	0-0	0-0	3-2-5	1	0	1	0	0	2
vs. Purdue	*	8	2-4	0-0	2-2	0-0-0	1	0	0	0	0	6
at Chicago State	*	27	0-1	0-0	3-9	3-5-8	0	0	3	1	0	3
ALABAMA A&M	*	15	2-5	0-0	1-1	2-1-3	1	2	1	0	3	5
JACKSONVILLE STATE	*	16	1-3	0-0	0-0	1-1-2	0	2	1	1	1	2
at Alabama	*	14	0-0	0-0	1-2	0-4-4	2	0	1	0	0	1
FLORIDA	*	18	2-3	0-0	2-2	1-1-2	1	1	1	0	0	6
at Vanderbilt	*	13	1-2	0-0	0-0	3-1-4	1	1	0	0	0	2
OLE MISS	*	21	1-6	0-0	1-4	6-1-7	2	3	1	0	1	3
LSU	*	16	1-3	0-0	1-2	0-1-1	1	2	0	0	0	3
at Mississippi State	*	10	0-0	0-0	0-2	0-3-3	1	0	2	0	0	0
TENNESSEE												
SOUTH CAROLINA												
at Kentucky												
MISSISSIPPI STATE												
at LSU												
at Arkansas												
ALABAMA												
at South Carolina												
at Georgia												
KENTUCKY												

SEASON HIGHS


Points		
6	twice, last vs. Florida	(1/6/11)
Rebounds		
8	at Chicago State	(12/21/10)
Assists		
3	twice, last vs. Ole Miss	(1/13/11)
Blocks		
1	twice, last vs. JSU	(12/30/10)
Steals		
2	twice, last vs. Duke	(11/18/10)
Field Goals		
2	4 times, last vs. Florida	(1/6/11)
Field Goal Attempts		
6	vs. Ole Miss	(1/13/11)
3-Point Field Goals		
		N/A
3-Point FG Attempts		
		N/A
Free Throws		
5	vs. South Alabama	(12/2/10)
Free Throw Attempts		
9	at Chicago State	(12/21/10)

CAREER HIGHS

Points		
9	twice, last vs. Vanderbilt	(1/21/10)
Rebounds		
12	vs. George Washington	(12/5/09)
Assists		
4	vs. Valparaiso	(12/28/09)
Blocks		
1	7 times, last vs. JSU	(12/30/10)
Steals		
2	6 times, last vs. Seton Hall	(11/27/10)
Field Goals		
4	twice, last at N.C. A&T	(12/1/09)
Field Goal Attempts		
7	vs. George Washington	(12/5/09)
3-Point Field Goals		
		N/A
3-Point FG Attempts		
		N/A
Free Throws		
5	vs. South Alabama	(12/2/10)
Free Throw Attempts		
9	at Chicago State	(12/21/10)

SIMMONS CAREER STATISTICS

Year	GP-GS	FG-FGA	Pct	3FG-FGA	Pct	FT-FTA	Pct	O-D-T (Reb.)	Avg	PF	FO	Ass	TO	Blk	Stl	Pts	Avg
2008-09	21-0	9-25	.360	0-0	.000	4-20	.200	20-36-56	2.7	13	0	12	14	4	6	22	1.0
2009-10	31-22	39-89	.435	0-0	.000	17-49	.347	88-71-159	5.1	51	0	34	43	1	16	95	3.1
2010-11	19-15	16-46	.348	0-0	.000	24-53	.453	35-29-64	3.4	20	0	19	16	2	12	56	2.9
TOTAL	71-37	64-160	.400	0-0	.000	45-122	.369	143-136-279	3.9	84	0	65	73	7	34	173	2.4



Blanche ALVERSON

#14

Sophomore • Forward/Center • 6-3

Andalusia, Ala.

Buford (Ga.) High School

NOTES:

- Is 8 3-pointers away from tying Lynn Stevenson for 9th all-time at Auburn in career 3-pointers
- Had a career outing vs. Ole Miss with 27 points, including a career-high five 3-pointers
- Topped her career rebounding mark with 9 at Alabama
- Has scored in double figures in 11 of the last 14 games
- Is ranked 16th in the SEC in scoring this season with 11.8 points per game; is also 9th with 1.8 3-pointers per game
- Has led Auburn in scoring five times this season (vs. Jacksonville State, at George Washington, at Vanderbilt, vs. Ole Miss and at Mississippi State)
- Scored Auburn's first field goal in the new Auburn Arena, a 3-pointer that came 56 seconds into the game against Mercer
- A deep shooting threat, she is also one of the most versatile players on the team because of her size and post skills

Opponent	Start	Min.	FG-A	3PT-A	FT-A	O-D-T	PF	Ast.	TO	Blk.	St.	Pts.
MERCER	*	25	3-10	3-9	2-2	1-2-3	0	3	2	0	1	11
FLORIDA STATE	*	31	7-12	2-3	0-0	2-0-2	4	0	0	0	1	16
DUKE	*	33	3-10	2-8	1-2	0-7-7	1	2	2	0	1	9
at South Florida	*	29	3-11	2-8	0-0	1-1-2	3	0	1	0	0	8
vs. Sacred Heart	*	18	1-5	0-2	0-0	0-1-1	1	0	2	0	0	2
vs. Seton Hall	*	17	4-8	0-3	4-5	2-1-3	1	2	3	0	0	12
SOUTH ALABAMA	*	21	3-4	1-2	0-0	0-2-2	2	3	2	1	0	7
TEMPLE	*	32	3-8	3-7	1-2	2-3-5	1	3	1	0	0	10
at George Washington	*	35	6-15	2-6	2-2	2-2-4	1	0	3	0	2	16
vs. Purdue	*	31	3-9	2-6	2-2	1-1-2	4	1	3	0	2	10
at Chicago State	*	33	4-12	1-4	4-5	2-4-6	2	1	1	0	1	13
ALABAMA A&M	*	23	6-10	2-6	0-0	1-6-7	1	1	1	3	0	14
JACKSONVILLE STATE	*	26	7-15	3-8	0-0	2-6-8	0	0	1	2	1	17
at Alabama	*	36	3-12	0-5	0-0	2-7-9	2	2	5	3	1	6
FLORIDA	*	26	6-12	3-5	0-0	1-3-4	3	0	1	0	2	15
at Vanderbilt	*	31	5-11	1-6	1-2	1-2-3	2	0	1	0	1	12
OLE MISS	*	34	11-17	5-8	0-0	1-3-4	1	1	0	0	3	27
LSU	*	27	4-12	1-6	0-0	1-5-6	2	1	2	2	4	9
at Mississippi State	*	33	3-10	2-6	3-4	0-2-2	2	0	2	1	0	11
TENNESSEE												
SOUTH CAROLINA												
at Kentucky												
MISSISSIPPI STATE												
at LSU												
at Arkansas												
ALABAMA												
at South Carolina												
at Georgia												
KENTUCKY												

ALVERSON CAREER STATISTICS

Year	GP-GS	FG-FGA	Pct	3FG-FGA	Pct	FT-FTA	Pct	O-D-T (Reb.)	Avg	PF	FO	Ast	TO	Blk	Stl	Pts	Avg
2009-10	31-13	78-218	.358	40-128	.313	19-27	.704	26-92-118	3.8	39	1	51	44	17	15	215	6.9
2010-11	19-19	85-203	.419	35-108	.324	20-26	.769	22-58-80	4.2	31	0	19	31	12	18	225	11.8
TOTAL	50-32	163-421	.387	75-236	.318	39-53	.736	48-150-198	4.0	70	1	70	75	29	33	440	8.8

SEASON HIGHS

Points		
27	vs. Ole Miss	(1/13/11)
Rebounds		
9	at Alabama	(1/2/11)
Assists		
3	3 times, last vs. Temple	(12/4/10)
Blocks		
3	twice, last at Alabama	(1/2/11)
Steals		
4	vs. LSU	(1/16/11)
Field Goals		
11	vs. Ole Miss	(1/13/11)
Field Goal Attempts		
17	vs. Ole Miss	(1/13/11)
3-Point Field Goals		
5	vs. Ole Miss	(1/13/11)
3-Point FG Attempts		
9	vs. Mercer	(11/12/10)
Free Throws		
4	twice, last at Chicago State	(12/21/10)
Free Throw Attempts		
5	twice, last at Chicago State	(12/21/10)

CAREER HIGHS

Points		
27	vs. Ole Miss	(1/13/11)
Rebounds		
9	at Alabama	(1/2/11)
Assists		
5	twice, last vs. Florida	(3/4/10)
Blocks		
3	twice, last at Alabama	(1/2/11)
Steals		
4	vs. LSU	(1/16/11)
Field Goals		
11	vs. Ole Miss	(1/13/11)
Field Goal Attempts		
17	vs. Ole Miss	(1/13/11)
3-Point Field Goals		
5	vs. Ole Miss	(1/13/11)
3-Point FG Attempts		
9	vs. Mercer	(11/12/10)
Free Throws		
4	twice, last vs. Seton Hall	(11/27/10)
Free Throw Attempts		
5	vs. Seton Hall	(11/27/10)



Morgan TOLES

#1

Sophomore • Guard • 5-9

Fayetteville, Ga.

Sandy Creek High School

NOTES:

- Tied career high with 7 rebounds vs. Florida
- Recorded first career double-double with 10 points and 10 assists vs. Jacksonville State; tied career high with 10 assists
- Leads the SEC in assist-to-turnover ratio (3.1) and assists (5.5); also ranks 27th in the nation in assists and 5th in assist-to-turnover ratio
- Has had at least 5 assists in 11 of the last 13 games
- Scored in doubles figures in eight games this season
- Ranks 5th all-time at Auburn in career assists per game with 4.9
- Named to the SEC All-Freshman Team last season; her 128 assists last season tie for third all-time among Auburn freshmen

Opponent	Start	Min.	FG-A	3PT-A	FT-A	O-D-T	PF	Asst.	TO	Blk.	St.	Pts.
MERCER	*	27	1-5	0-0	0-0	1-5-6	1	6	1	0	0	2
FLORIDA STATE	*	34	7-14	0-0	1-4	1-2-3	1	7	4	0	3	15
DUKE	*	28	5-10	0-0	2-4	2-0-2	3	5	4	0	2	12
at South Florida	*	27	0-4	0-1	3-4	0-2-2	1	3	1	0	0	3
vs. Sacred Heart	*	22	4-7	0-0	0-0	3-1-4	2	0	2	0	0	8
vs. Seton Hall		17	5-7	0-0	2-3	0-0-0	2	4	0	0	4	12
SOUTH ALABAMA		27	4-7	0-0	2-2	0-0-0	0	5	0	0	0	10
TEMPLE		23	0-6	0-0	0-0	1-3-4	2	4	2	0	1	0
at George Washington	*	24	1-8	0-0	1-2	2-2-4	2	7	2	0	2	3
vs. Purdue	*	27	3-9	0-1	0-1	1-1-2	0	5	2	0	2	6
at Chicago State	*	33	6-14	0-0	2-2	1-3-4	1	7	1	0	1	14
ALABAMA A&M	*	26	5-9	0-0	1-3	2-5-7	1	6	0	0	3	11
JACKSONVILLE STATE	*	31	5-6	0-0	0-0	1-1-2	1	10	1	0	1	10
at Alabama	*	38	4-8	1-1	0-0	0-3-3	2	5	1	0	0	9
FLORIDA	*	33	2-6	0-0	0-2	2-5-7	0	7	3	1	1	4
at Vanderbilt	*	26	3-10	0-0	0-0	1-1-2	2	7	4	0	1	6
OLE MISS	*	31	5-9	0-0	2-2	0-5-5	1	8	2	0	0	12
LSU	*	30	5-10	0-0	1-2	0-3-3	1	6	2	0	1	11
at Mississippi State	*	33	4-12	0-0	0-1	0-5-5	0	3	2	0	2	8
TENNESSEE												
SOUTH CAROLINA												
at Kentucky												
MISSISSIPPI STATE												
at LSU												
at Arkansas												
ALABAMA												
at South Carolina												
at Georgia												
KENTUCKY												

TOLES CAREER STATISTICS

Year	GP-GS	FG-FGA	Pct	3FG-FGA	Pct	FT-FTA	Pct	O-D-T (Reb.)	Avg	PF	FO	Asst	TO	Blk	Stl	Pts	Avg
2009-10	29-28	94-223	.422	1-6	.167	31-58	.534	23-66-89	3.1	51	0	128	101	2	28	220	7.6
2010-11	19-16	69-161	.429	1-3	.333	17-32	.531	18-46-64	3.4	23	0	105	34	1	24	156	8.2
TOTAL	48-44	163-384	.424	2-9	.222	48-90	.533	41-112-153	3.2	74	0	233	135	3	52	376	7.8

SEASON HIGHS

Points

15 vs. Florida State (11/15/10)

Rebounds

7 twice, last vs. Florida (1/6/11)

Assists

10 vs. Jacksonville State (12/30/10)

Blocks

1 vs. Florida (1/6/11)

Steals

4 vs. Seton Hall (11/27/10)

Field Goals

7 vs. Florida State (11/15/10)

Field Goal Attempts

14 twice, last at Chicago State (12/21/10)

3-Point Field Goals

1 at Alabama (1/2/11)

3-Point FG Attempts

1 twice, last at Alabama (1/2/11)

Free Throws

3 at South Florida (11/22/10)

Free Throw Attempts

4 3 times, last at South Florida (11/22/10)

CAREER HIGHS

Points

17 at LSU (1/10/10)

Rebounds

7 vs. Alabama A&M (12/28/10)

Assists

10 twice, last vs. JSU (12/30/10)

Blocks

1 3 times, last vs. Florida (1/6/11)

Steals

3 twice, last vs. Florida State (11/15/10)

Field Goals

7 twice, last vs. Florida State (11/15/10)

Field Goal Attempts

15 at Florida (1/7/10)

3-Point Field Goals

1 twice, last at Alabama (1/2/11)

3-Point FG Attempts

1 9 times, last at Alabama (1/2/11)

Free Throws

4 vs. LSU (2/14/10)

Free Throw Attempts

6 at Florida (1/7/10)



Pascale WEST

#20

Sophomore • Center • 6-8

LaGrange, Ga.

Troup County Comprehensive High School

NOTES:

- Came off the bench in the season-opener vs. Mercer, tying her career high with 4 points
- Is the tallest player in the SEC
- Saw limited action in 24 games as a freshman, averaging 0.8 points and 1.3 rebounds per game
- Averaged 0.9 blocks per game as a freshman, ranking 12th in the SEC
- Her 22 blocks rank her ninth all-time among Auburn freshmen

Opponent	Start	Min.	FG-A	3PT-A	FT-A	O-D-T	PF	Ast.	TO	Blk.	St.	Pts.
MERCER		8	2-3	0-0	0-0	0-1-1	4	0	0	0	0	4
FLORIDA STATE		2	0-0	0-0	0-0	0-0-0	0	0	0	0	0	0
DUKE		3	1-1	0-0	0-0	0-0-0	0	0	0	0	0	2
at South Florida						--- DNP - COACHES' DECISION ---						
vs. Sacred Heart		5	0-1	0-0	0-2	0-0-0	1	0	0	0	0	0
vs. Seton Hall		7	0-0	0-0	1-2	0-0-0	1	0	1	0	0	1
SOUTH ALABAMA						--- DNP - COACHES' DECISION ---						
TEMPLE						--- DNP - COACHES' DECISION ---						
at George Washington						--- DNP - COACHES' DECISION ---						
vs. Purdue		8	0-0	0-0	0-0	1-2-3	4	0	1	0	1	0
at Chicago State						--- DNP - COACHES' DECISION ---						
ALABAMA A&M		8	0-0	0-0	0-0	0-0-0	1	1	4	0	0	0
JACKSONVILLE STATE						--- DNP - COACHES' DECISION ---						
at Alabama						--- DNP - COACHES' DECISION ---						
FLORIDA						--- DNP - COACHES' DECISION ---						
at Vanderbilt						--- DNP - COACHES' DECISION ---						
OLE MISS						--- DNP - COACHES' DECISION ---						
LSU		2	0-0	0-0	0-0	0-0-0	1	0	0	0	0	0
at Mississippi State						--- DNP - COACHES' DECISION ---						
TENNESSEE												
SOUTH CAROLINA												
at Kentucky												
MISSISSIPPI STATE												
at LSU												
at Arkansas												
ALABAMA												
at South Carolina												
at Georgia												
KENTUCKY												

WEST CAREER STATISTICS


Year	GP-GS	FG-FGA	Pct	3FG-FGA	Pct	FT-FTA	Pct	O-D-T (Reb.)	Avg	PF	FO	Ast	TO	Blk	Stl	Pts	Avg
2009-10	24-0	7-15	.467	0-0	.000	4-11	.364	9-23-32	1.3	31	0	5	14	22	6	18	0.8
2010-11	8-0	3-5	.600	0-0	.000	1-4	.250	1-3-4	0.5	12	0	1	6	0	1	7	0.9
TOTAL	32-0	10-20	.500	0-0	.000	5-15	.333	10-26-36	1.1	43	0	6	20	22	7	25	0.8

SEASON HIGHS

Points		
4	vs. Mercer	(11/12/10)
Rebounds		
3	vs. Purdue	(12/18/10)
Assists		
1	vs. Alabama A&M	(12/28/10)
Blocks		
		N/A
Steals		
1	vs. Purdue	(12/18/10)
Field Goals		
2	vs. Mercer	(11/12/10)
Field Goal Attempts		
3	vs. Mercer	(11/12/10)
3-Point Field Goals		
		N/A
3-Point FG Attempts		
		N/A
Free Throws		
1	vs. Seton Hall	(11/27/10)
Free Throw Attempts		
2	twice, last vs. Seton Hall	(11/27/10)

CAREER HIGHS

Points		
4	3 times, last vs. Mercer	(11/12/10)
Rebounds		
5	vs. Alabama A&M	(11/19/09)
Assists		
1	3 times, last vs. Ala. A&M	(12/28/10)
Blocks		
7	vs. Alabama A&M	(11/19/09)
Steals		
1	6 times, last vs. Kentucky	(2/28/10)
Field Goals		
2	3 times, last vs. Mercer	(11/12/10)
Field Goal Attempts		
4	at North Carolina A&T	(12/1/09)
3-Point Field Goals		
		N/A
3-Point FG Attempts		
		N/A
Free Throws		
1	5 times, last vs. Seton Hall	(11/27/10)
Free Throw Attempts		
4	vs. Florida A&M	(11/28/09)



Peyton DAVIS

#34

Freshman • Center • 6-5

Birmingham, Ala.

Mortimer Jordan High School

NOTES:

- Had a career outing at Vanderbilt, notching season highs in points (6), rebounds (7) and steals (2) in a season-high 15 minutes
- Led Auburn in rebounding for the first time with 7 at Vanderbilt
- Came off the bench, scoring 3 points with a block vs. Mercer in the season-opener
- A two-sport star athlete in high school, also fielded several NCAA Division I volleyball offers
- Ranked as the 27th-best post prospect in the nation by ESPN HoopGurlz
- Holds a black belt in Taekwondo
- Older brother Dylan is a sophomore at Auburn and competes on the crew team

Opponent	Start	Min.	FG-A	3PT-A	FT-A	O-D-T	PF	Ast.	TO	Blk.	St.	Pts.
MERCER		3	0-1	0-0	3-4	0-0-0	2	0	0	1	0	3
FLORIDA STATE		1	0-0	0-0	0-0	0-0-0	0	0	0	0	0	0
DUKE		2	0-0	0-0	0-0	0-0-0	2	0	0	0	0	0
at South Florida		4	0-1	0-0	0-0	1-2-3	1	0	1	0	0	0
vs. Sacred Heart		3	0-1	0-0	0-0	0-0-0	0	0	0	0	0	0
vs. Seton Hall		12	2-5	0-0	0-1	2-1-3	3	1	1	0	0	4
SOUTH ALABAMA						--- DNP - COACHES' DECISION ---						
TEMPLE						--- DNP - COACHES' DECISION ---						
at George Washington		3	0-1	0-0	1-2	1-0-1	1	0	0	0	0	1
vs. Purdue		3	0-1	0-0	0-0	0-0-0	0	0	0	0	0	0
at Chicago State		2	0-2	0-0	0-0	1-0-1	1	0	0	0	0	0
ALABAMA A&M		13	2-6	0-0	0-0	1-1-2	2	1	0	0	0	4
JACKSONVILLE STATE		9	1-2	0-0	0-0	0-0-0	0	0	1	0	1	2
at Alabama						--- DNP - COACHES' DECISION ---						
FLORIDA						--- DNP - COACHES' DECISION ---						
at Vanderbilt		15	2-4	0-0	2-2	5-2-7	3	1	0	1	2	6
OLE MISS						--- DNP - COACHES' DECISION ---						
LSU		5	1-2	0-0	1-1	0-0-0	2	0	0	0	0	3
at Mississippi State		2	0-0	0-0	2-2	0-0-0	0	0	1	0	0	2
TENNESSEE												
SOUTH CAROLINA												
at Kentucky												
MISSISSIPPI STATE												
at LSU												
at Arkansas												
ALABAMA												
at South Carolina												
at Georgia												
KENTUCKY												

DAVIS CAREER STATISTICS

Year	GP-GS	FG-FGA	Pct	3FG-FGA	Pct	FT-FTA	Pct	O-D-T (Reb.)	Avg	PF	FO	Ast	TO	Blk	Stl	Pts	Avg
2010-11	14-0	8-26	.308	0-0	.000	9-12	.750	11-6-17	1.2	17	0	3	4	2	3	25	1.8
TOTAL	14-0	8-26	.308	0-0	.000	9-12	.750	11-6-17	1.2	17	0	3	4	2	3	25	1.8

CAREER HIGHS

Points

6 at Vanderbilt (1/9/11)

Rebounds

7 at Vanderbilt (1/9/11)

Assists

1 3 times, last at Vanderbilt (1/9/11)

Blocks

1 twice, last at Vanderbilt (1/9/11)

Steals

2 at Vanderbilt (1/9/11)

Field Goals

2 3 times, last at Vanderbilt (1/9/11)

Field Goal Attempts

6 vs. Alabama A&M (12/28/10)

3-Point Field Goals

N/A

3-Point FG Attempts


N/A

Free Throws

3 vs. Mercer (11/12/10)

Free Throw Attempts

4 vs. Mercer (11/12/10)



Camille GLYMPH

#22

Freshman • Guard • 5-10

Greenville, S.C.

J.L. Mann High School

NOTES:

- Made her collegiate and SEC debut on Jan. 13 against Ole Miss, recording 4 points and a steal
- Ranked as the No. 52 overall prospect in the country and No. 13 guard prospect by ESPN HoopGurlz
- Led her high school to two state championships
- Nominated to McDonald's All-America High School game

Opponent	Start	Min.	FG-A	3PT-A	FT-A	O-D-T	PF	Ass.	TO	Blk.	St.	Pts.
MERCER						--- DNP - INJURED ---						
FLORIDA STATE						--- DNP - INJURED ---						
DUKE						--- DNP - INJURED ---						
at South Florida						--- DNP - INJURED ---						
vs. Sacred Heart						--- DNP - INJURED ---						
vs. Seton Hall						--- DNP - INJURED ---						
SOUTH ALABAMA						--- DNP - INJURED ---						
TEMPLE						--- DNP - INJURED ---						
at George Washington						--- DNP - INJURED ---						
vs. Purdue						--- DNP - INJURED ---						
at Chicago State						--- DNP - INJURED ---						
ALABAMA A&M						--- DNP - INJURED ---						
JACKSONVILLE STATE						--- DNP - INJURED ---						
at Alabama						--- DNP - INJURED ---						
FLORIDA						--- DNP - INJURED ---						
at Vanderbilt						--- DNP - INJURED ---						
OLE MISS	7		1-2	0-1	2-2	0-0-0	2	0	1	0	1	4
LSU	6		0-2	0-1	0-0	0-0-0	0	1	0	0	0	0
at Mississippi State	1		0-0	0-0	0-0	0-0-0	0	0	1	0	0	0
TENNESSEE												
SOUTH CAROLINA												
at Kentucky												
MISSISSIPPI STATE												
at LSU												
at Arkansas												
ALABAMA												
at South Carolina												
at Georgia												
KENTUCKY												

GLYMPH CAREER STATISTICS

Year	GP-GS	FG-FGA	Pct	3FG-FGA	Pct	FT-FTA	Pct	O-D-T (Reb.)	Avg	PF	FO	Ass	TO	Blk	Stl	Pts	Avg
2010-11	3-0	1-4	.250	0-2	.000	2-2	1.000	0-0-0	0.0	2	0	1	2	0	1	4	1.3
TOTAL	3-0	1-4	.250	0-2	.000	2-2	1.000	0-0-0	0.0	2	0	1	2	0	1	4	1.3

CAREER HIGHS

Points
4 vs. Ole Miss (1/13/11)

Rebounds
N/A

Assists
1 vs. LSU (1/15/11)

Blocks
N/A

Steals
1 vs. Ole Miss (1/13/11)

Field Goals
1 vs. Ole Miss (1/13/11)

Field Goal Attempts
2 twice, last vs. LSU (1/16/11)

3-Point Field Goals
N/A

3-Point FG Attempts
1 twice, last vs. LSU (1/16/11)

Free Throws
2 vs. Ole Miss (1/13/11)

Free Throw Attempts
2 vs. Ole Miss (1/13/11)



Courtney STRAIN

#11

Freshman • Guard • 5-9

Woodland, Ala.

Woodland High School

NOTES:

- Made her SEC debut against Ole Miss, scoring 5 points
- Earned first collegiate start vs. Seton Hall, scoring 7 points
- Scored 3 points with 2 rebounds in collegiate debut vs. Mercer
- Broke the Alabama state scoring record as a junior, finished her career with 5,283 points - more than 1,000 than her nearest competitor
- Twice led the nation in scoring
- Was also a varsity cheerleader for six years, serving as captain as a senior
- Graduated as salutatorian of her graduating class

Opponent	Start	Min.	FG-A	3PT-A	FT-A	O-D-T	PF	Ass.	TO	Blk.	St.	Pts.
MERCER	7		1-3	1-1	0-0	1-1-2	0	0	1	0	1	3
FLORIDA STATE	4		1-1	0-0	0-0	0-1-1	1	0	1	0	0	2
DUKE	6		0-0	0-0	0-0	0-0-0	0	0	0	0	0	0
at South Florida						---	DNP - COACHES' DECISION ---					
vs. Sacred Heart	15		0-6	0-3	3-6	0-0-0	1	0	1	0	1	3
vs. Seton Hall	* 20		2-6	1-3	2-2	0-1-1	1	0	3	0	1	7
SOUTH ALABAMA	12		0-2	0-0	0-0	0-0-0	1	0	2	0	0	0
TEMPLE	2		0-2	0-0	0-0	0-0-0	0	0	0	0	0	0
at George Washington						---	DNP - COACHES' DECISION ---					
vs. Purdue	10		2-5	1-2	0-0	0-0-0	0	1	1	0	1	5
at Chicago State	2		0-1	0-1	0-0	0-0-0	0	0	0	0	0	0
ALABAMA A&M	13		0-7	0-1	0-0	0-1-1	0	1	0	0	0	0
JACKSONVILLE STATE	3		0-1	0-0	0-0	0-0-0	1	0	1	0	1	0
at Alabama						---	DNP - COACHES' DECISION ---					
FLORIDA						---	DNP - COACHES' DECISION ---					
at Vanderbilt						---	DNP - COACHES' DECISION ---					
OLE MISS	7		2-4	0-2	1-2	1-0-1	1	0	0	0	0	5
LSU	3		0-0	0-0	0-0	0-0-0	0	0	1	0	0	0
at Mississippi State						---	DNP - COACHES' DECISION ---					
TENNESSEE												
SOUTH CAROLINA												
at Kentucky												
MISSISSIPPI STATE												
at LSU												
at Arkansas												
ALABAMA												
at South Carolina												
at Georgia												
KENTUCKY												

STRAIN CAREER STATISTICS

Year	GP-GS	FG-FGA	Pct	3FG-FGA	Pct	FT-FTA	Pct	O-D-T (Reb.)	Avg	PF	FO	Ass	TO	Blk	Stl	Pts	Avg
2010-11	13-1	8-38	.211	3-13	.231	6-10	.600	2-4-6	0.5	6	0	2	10	0	5	25	1.9
TOTAL	13-1	8-38	.211	3-13	.231	6-10	.600	2-4-6	0.5	6	0	2	10	0	5	25	1.9

CAREER HIGHS

Points

7 vs. Seton Hall (11/27/10)

Rebounds

2 vs. Mercer (11/12/10)

Assists

1 twice, last vs. Alabama A&M (12/28/10)

Blocks

1 vs. Mercer (11/12/10)

Steals

1 5 times, last vs. JSU (12/30/10)

Field Goals

2 3 times, last vs. Ole Miss (1/13/11)

Field Goal Attempts

7 vs. Alabama A&M (12/28/10)

3-Point Field Goals

1 3 times, last vs. Purdue (12/18/10)

3-Point FG Attempts


3 twice, last vs. Seton Hall (11/27/10)

Free Throws

3 vs. Sacred Heart (11/26/10)

Free Throw Attempts

6 vs. Sacred Heart (11/26/10)



Tyrese TANNER

#32

Freshman • Forward • 6-2

Birmingham, Ala.

Hoover High School

NOTES:

- Tied her career high with 15 points at Alabama, hitting four free throws in the final 20 seconds for the win
- Came off the bench to score career-high 15 points at Chicago State, leading Auburn to the come-from-behind victory
- Made first collegiate start vs. Seton Hall, went on to start the next two games
- Has scored in double figures in four games this season
- Named to Junkanoo Jam All-Tournament Team
- Scored 4 points with 3 rebounds in collegiate debut vs. Mercer
- Ranked as the No. 75 overall prospect and No. 13 wing prospect in the country by ESPN HoopGurlz
- Selected to McDonald's All-America gamem but sat out because of injury; Named Alabama 6A Player of the Year as a senior

Opponent	Start	Min.	FG-A	3PT-A	FT-A	O-D-T	PF	Ass.	TO	Blk.	St.	Pts.
MERCER		10	1-7	1-4	1-2	2-1-3	1	2	1	1	0	4
FLORIDA STATE		2	0-2	0-0	0-0	1-0-1	0	0	0	0	1	0
DUKE		8	2-4	2-4	0-0	0-1-1	1	0	1	0	0	6
at South Florida		19	1-3	0-0	0-0	1-2-3	4	3	1	1	0	2
vs. Sacred Heart		21	4-8	0-2	2-3	1-1-2	1	0	1	0	3	10
vs. Seton Hall		20	1-7	0-2	0-3	2-3-5	3	1	4	0	2	2
SOUTH ALABAMA	*	15	2-3	0-1	1-2	1-3-4	3	0	1	2	1	5
TEMPLE	*	8	0-1	0-0	0-0	1-1-2	1	0	1	0	0	0
at George Washington		14	0-2	0-0	0-0	3-2-5	0	0	2	1	0	0
vs. Purdue		12	1-4	0-1	2-2	2-0-2	0	0	0	1	0	4
at Chicago State		12	4-6	0-0	6-6	0-1-1	2	0	0	0	1	15
ALABAMA A&M		17	0-2	0-1	0-0	1-2-3	4	1	5	1	3	0
JACKSONVILLE STATE		19	4-8	0-1	3-4	0-4-4	3	2	3	1	1	11
at Alabama		26	5-11	0-1	5-6	2-4-6	3	0	2	1	0	15
FLORIDA		11	2-3	1-1	2-2	0-1-1	1	3	1	1	1	7
at Vanderbilt		16	1-7	0-2	2-2	0-1-1	1	1	2	2	0	4
OLE MISS		8	1-2	0-1	1-2	2-1-3	1	1	1	0	0	3
LSU		17	4-7	0-0	0-0	2-1-3	2	1	1	2	1	8
at Mississippi State		9	0-3	0-0	0-0	0-0-0	0	0	0	0	0	0
TENNESSEE												
SOUTH CAROLINA												
at Kentucky												
MISSISSIPPI STATE												
at LSU												
at Arkansas												
ALABAMA												
at South Carolina												
at Georgia												
KENTUCKY												

TANNER CAREER STATISTICS

Year	GP-GS	FG-FGA	Pct	3FG-FGA	Pct	FT-FTA	Pct	O-D-T (Reb.)	Avg	PF	FO	Ass	TO	Blk	Stl	Pts	Avg
2010-11	19-3	33-90	.367	5-22	.227	25-34	.735	21-29-50	2.6	31	0	15	27	14	14	96	5.1
TOTAL	19-3	33-90	.367	5-22	.227	25-34	.735	21-29-50	2.6	31	0	15	27	14	14	96	5.1

CAREER HIGHS

Points

15 twice, last at Alabama (1/2/11)

Rebounds

6 at Alabama (1/2/11)

Assists

3 twice, last vs. Florida (1/6/11)

Blocks

2 3 times, last vs. LSU (1/16/11)

Steals

3 twice, last vs. Alabama A&M (12/28/10)

Field Goals

5 at Alabama (1/2/11)

Field Goal Attempts

11 at Alabama (1/2/11)

3-Point Field Goals

2 vs. Duke (11/18/10)

3-Point FG Attempts

4 twice, last vs. Duke (11/18/10)

Free Throws

6 at Chicago State (12/21/10)

Free Throw Attempts

6 twice, last at Alabama (1/2/11)



Jassany WILLIAMS

#25

Freshman • Forward • 6-2

Davie, Fla.

Nova High School

NOTES:

- Scored 2 points with 2 rebounds in 10 minutes in her SEC debut at Alabama
- Came off the bench to score career high 13 points vs. South Alabama
- Led Auburn with career-high 8 rebounds vs. Jacksonville State
- Has played at least 10 minutes per game in all but three games this season, emerging as the first player off the bench
- Ranked as the No. 59 overall prospect and No. 7 post prospect in the country by ESPN HoopGurlz
- Led her high school to first-ever state championship appearance, finishing runner-up
- Runner-up for Florida 5A Player of the Year

Opponent	Start	Min.	FG-A	3PT-A	FT-A	O-D-T	PF	Asst.	TO	Blk.	Stl.	Pts.
MERCER	18		4-13	0-0	1-2	5-1-6	3	0	1	2	2	9
FLORIDA STATE	26		2-6	0-0	1-2	1-2-3	5	0	3	2	3	5
DUKE	16		0-2	0-0	0-0	1-1-2	1	0	2	0	0	0
at South Florida	10		1-6	0-0	0-0	2-1-3	1	0	2	0	0	2
vs. Sacred Heart	8		0-3	0-0	0-0	0-2-2	2	0	0	0	0	0
vs. Seton Hall	18		3-4	0-0	2-2	3-4-7	2	1	0	2	0	8
SOUTH ALABAMA	23		5-7	0-0	3-6	2-2-4	1	0	0	0	0	13
TEMPLE	5		0-2	0-0	0-0	0-0-0	1	0	1	0	1	0
at George Washington	12		2-6	0-0	1-2	2-2-4	0	0	2	1	1	5
vs. Purdue	17		1-3	0-0	0-2	2-3-5	2	0	0	1	2	2
at Chicago State	10		1-2	0-0	0-0	0-1-1	3	0	0	2	1	2
ALABAMA A&M	11		1-2	0-0	3-4	4-2-6	2	0	2	0	0	5
JACKSONVILLE STATE	20		2-4	0-0	3-4	3-5-8	2	1	4	2	1	7
at Alabama	10		1-3	0-0	0-2	0-2-2	1	0	0	0	0	2
FLORIDA	11		0-0	0-0	3-4	0-4-4	1	0	1	0	1	3
at Vanderbilt	10		2-3	0-0	0-0	1-0-1	0	0	1	0	0	4
OLE MISS	14		0-1	0-0	2-2	3-0-3	3	0	3	1	3	2
LSU	13		1-2	0-0	2-2	0-4-4	0	0	0	0	1	4
at Mississippi State	5		1-2	0-0	0-0	0-1-1	1	0	0	1	0	2
TENNESSEE												
SOUTH CAROLINA												
at Kentucky												
MISSISSIPPI STATE												
at LSU												
at Arkansas												
ALABAMA												
at South Carolina												
at Georgia												
KENTUCKY												

WILLIAMS CAREER STATISTICS

Year	GP-GS	FG-FGA	Pct	3FG-FGA	Pct	FT-FTA	Pct	O-D-T (Reb.)	Avg	PF	FO	Asst	TO	Blk	Stl	Pts	Avg
2010-11	19-0	27-71	.380	0-0	.000	21-34	.618	29-37-66	3.5	31	1	2	22	14	16	75	3.9
TOTAL	19-0	27-71	.380	0-0	.000	21-34	.618	29-37-66	3.5	31	1	2	22	14	16	75	3.9

CAREER HIGHS

Points

13 vs. South Alabama (12/2/10)

Rebounds

8 vs. Jacksonville State (12/30/10)

Assists

1 twice, last vs. JSU (12/30/10)

Blocks

2 5 times, last vs. JSU (12/30/10)

Steals

3 twice, last vs. Ole Miss (1/13/11)

Field Goals

5 vs. South Alabama (12/2/10)

Field Goal Attempts

13 vs. Mercer (11/12/10)

3-Point Field Goals

N/A

3-Point FG Attempts

N/A

Free Throws

3 4 times, last vs. Florida (1/6/11)

Free Throw Attempts

6 vs. South Alabama (12/2/10)

Auburn Career SEC Statistics

BLANCHE ALVERSON CAREER SEC STATISTICS

Year	GP-GS	FG-FGA	Pct	3FG-FGA	Pct	FT-FTA	Pct	O-D-T (Reb.)	Avg	PF	FO	Ast	TO	Blk	Stl	Pts	Avg
2009-10	16-10	42-119	.353	19-69	.275	7-9	.778	15-40-55	3.4	26	1	22	22	8	9	110	6.9
2010-11	6-6	32-74	.432	12-36	.333	4-6	.667	6-22-28	4.7	12	0	4	11	6	11	80	13.3
TOTAL	22-16	74-193	.383	31-105	.295	11-15	.733	21-62-83	3.8	38	1	26	33	14	20	190	8.6

PEYTON DAVIS CAREER SEC STATISTICS

Year	GP-GS	FG-FGA	Pct	3FG-FGA	Pct	FT-FTA	Pct	O-D-T (Reb.)	Avg	PF	FO	Ast	TO	Blk	Stl	Pts	Avg
2010-11	3-0	3-6	.500	0-0	.000	5-5	1.000	5-2-7	2.3	5	0	1	1	1	2	11	3.7
TOTAL	3-0	3-6	.500	0-0	.000	5-5	1.000	5-2-7	2.3	5	0	1	1	1	2	11	3.7

CAMILLE GLYMPH CAREER SEC STATISTICS

Year	GP-GS	FG-FGA	Pct	3FG-FGA	Pct	FT-FTA	Pct	O-D-T (Reb.)	Avg	PF	FO	Ast	TO	Blk	Stl	Pts	Avg
2010-11	3-0	1-4	.250	0-2	.000	2-2	1.000	0-0-0	0.0	2	0	1	2	0	1	4	1.3
TOTAL	3-0	1-4	.250	0-2	.000	2-2	1.000	0-0-0	0.0	2	0	1	2	0	1	4	1.3

JORDAN GREENLEAF CAREER SEC STATISTICS

Year	GP-GS	FG-FGA	Pct	3FG-FGA	Pct	FT-FTA	Pct	O-D-T (Reb.)	Avg	PF	FO	Ast	TO	Blk	Stl	Pts	Avg
2006-07	14-14	30-76	.395	0-0	.000	25-33	.758	37-38-75	5.4	34	0	7	13	24	8	85	6.1
2007-08	14-14	28-66	.424	0-0	.000	21-31	.677	46-31-77	5.5	41	0	13	20	18	24	77	5.5
2009-10	16-16	47-121	.388	0-1	.000	35-49	.714	54-57-111	6.9	34	0	31	23	16	25	129	8.1
2010-11	6-6	28-56	.500	0-0	.000	13-19	.684	21-20-41	6.8	15	1	14	13	5	10	69	11.5
TOTAL	50-50	133-319	.417	0-1	.000	94-132	.712	158-146-304	6.1	124	1	65	69	63	67	360	7.2

CHANTEL HILLIARD CAREER SEC STATISTICS

Year	GP-GS	FG-FGA	Pct	3FG-FGA	Pct	FT-FTA	Pct	O-D-T (Reb.)	Avg	PF	FO	Ast	TO	Blk	Stl	Pts	Avg
2008-09	11-0	17-36	.472	0-1	.000	4-6	.667	9-12-21	1.9	17	0	1	7	3	5	38	3.5
2009-10	12-0	11-29	.379	0-0	.000	4-8	.500	9-12-21	1.8	12	0	3	11	4	5	26	2.2
2010-11	6-0	13-24	.542	0-0	.000	12-17	.706	8-11-19	3.2	7	0	0	9	2	1	38	6.3
TOTAL	29-0	41-89	.461	0-1	.000	20-31	.645	26-35-61	2.1	36	0	4	27	9	11	102	3.5

MORGAN JENNINGS CAREER SEC STATISTICS

Year	GP-GS	FG-FGA	Pct	3FG-FGA	Pct	FT-FTA	Pct	O-D-T (Reb.)	Avg	PF	FO	Ast	TO	Blk	Stl	Pts	Avg
2008-09	11-0	6-15	.400	0-0	.000	5-7	.714	2-10-12	1.1	7	0	7	11	0	1	17	1.5
2009-10	11-0	8-29	.276	0-1	.000	1-4	.250	2-7-9	0.8	9	0	15	13	0	2	17	1.5
2010-11	6-0	3-14	.214	0-0	.000	2-2	1.000	1-3-4	0.7	1	0	3	4	0	3	8	1.3
TOTAL	28-0	17-58	.293	0-1	.000	8-13	.615	5-20-25	0.9	17	0	25	28	0	6	42	1.5

PARRISHA SIMMONS CAREER SEC STATISTICS

Year	GP-GS	FG-FGA	Pct	3FG-FGA	Pct	FT-FTA	Pct	O-D-T (Reb.)	Avg	PF	FO	Ast	TO	Blk	Stl	Pts	Avg
2008-09	8-0	1-3	.333	0-0	.000	0-2	.000	1-3-4	0.5	3	0	2	2	0	0	2	0.3
2009-10	16-12	22-53	.415	0-0	.000	8-24	.333	44-39-83	5.2	25	0	15	23	0	7	52	3.3
2010-11	6-6	5-14	.357	0-0	.000	5-12	.417	10-11-21	3.5	8	0	7	5	0	1	15	2.5
TOTAL	30-18	28-70	.400	0-0	.000	13-38	.342	55-53-108	3.6	36	0	24	30	0	8	69	2.3

ALLI SMALLEY CAREER SEC STATISTICS

Year	GP-GS	FG-FGA	Pct	3FG-FGA	Pct	FT-FTA	Pct	O-D-T (Reb.)	Avg	PF	FO	Ast	TO	Blk	Stl	Pts	Avg
2007-08	14-14	55-156	.353	18-71	.254	21-32	.656	16-29-45	3.2	31	2	45	59	5	16	149	10.6
2008-09	14-14	51-113	.451	26-68	.382	14-17	.824	4-33-37	2.6	24	0	22	23	3	14	142	10.1
2009-10	16-16	99-248	.399	29-95	.305	28-38	.737	21-63-84	5.3	36	1	26	46	2	17	255	15.9
2010-11	6-6	22-49	.449	9-19	.474	6-8	.750	4-19-23	3.8	12	0	15	19	1	14	59	9.8
TOTAL	50-50	227-566	.401	82-253	.324	69-95	.726	45-144-189	3.8	103	3	108	147	11	61	605	12.1

COURTNEY STRAIN CAREER SEC STATISTICS

Year	GP-GS	FG-FGA	Pct	3FG-FGA	Pct	FT-FTA	Pct	O-D-T (Reb.)	Avg	PF	FO	Ast	TO	Blk	Stl	Pts	Avg
2010-11	2-0	2-4	.500	0-2	.000	1-2	.500	1-0-1	0.5	1	0	0	1	0	0	5	2.5
TOTAL	2-0	2-4	.500	0-2	.000	1-2	.500	1-0-1	0.5	1	0	0	1	0	0	5	2.5

TYRESE TANNER CAREER SEC STATISTICS

Year	GP-GS	FG-FGA	Pct	3FG-FGA	Pct	FT-FTA	Pct	O-D-T (Reb.)	Avg	PF	FO	Ast	TO	Blk	Stl	Pts	Avg
2010-11	6-0	13-33	.394	1-5	.200	10-12	.833	6-8-14	2.3	8	0	6	7	6	2	37	6.2
TOTAL	6-0	13-33	.394	1-5	.200	10-12	.833	6-8-14	2.3	8	0	6	7	6	2	37	6.2

MORGAN TOLES CAREER SEC STATISTICS

Year	GP-GS	FG-FGA	Pct	3FG-FGA	Pct	FT-FTA	Pct	O-D-T (Reb.)	Avg	PF	FO	Ast	TO	Blk	Stl	Pts	Avg
2009-10	16-16	51-129	.395	1-4	.250	20-32	.625	11-44-55	3.4	24	0	73	54	0	17	123	7.7
2010-11	6-6	23-55	.418	1-1	1.000	3-7	.429	3-21-24	4.0	6	0	36	14	1	5	50	8.3
TOTAL	22-22	74-184	.402	2-5	.400	23-39	.590	14-65-79	3.6	30	0	109	68	1	22	173	7.9

PASCALE WEST CAREER SEC STATISTICS

Year	GP-GS	FG-FGA	Pct	3FG-FGA	Pct	FT-FTA	Pct	O-D-T (Reb.)	Avg	PF	FO	Ast	TO	Blk	Stl	Pts	Avg
2009-10	12-0	0-2	.000	0-0	.000	0-1	.000	3-9-12	1.0	11	0	2	4	9	3	0	0.0
2010-11	1-0	0-0	.000	0-0	.000	0-0	.000	0-0-0	0.0	1	0	0	0	0	0	0	0.0
TOTAL	13-0	0-2	.000	0-0	.000	0-1	.000	3-9-12	0.9	12	0	2	4	9	3	0	0.0

JASSANY WILLIAMS CAREER SEC STATISTICS

Year	GP-GS	FG-FGA	Pct	3FG-FGA	Pct	FT-FTA	Pct	O-D-T (Reb.)	Avg	PF	FO	Ast	TO	Blk	Stl	Pts	Avg
2010-11	6-0	5-11	.455	0-0	.000	7-10	.700	4-11-15	2.5	6	0	0	5	2	5	17	2.8
TOTAL	6-0	5-11	.455	0-0	.000	7-10	.700	4-11-15	2.5	6	0	0	5	2	5	17	2.8

Auburn Career Tennessee Statistics**BLANCHE ALVERSON CAREER STATISTICS VS. TENNESSEE**

Year	GP-GS	FG-FGA	Pct	3FG-FGA	Pct	FT-FTA	Pct	O-D-T (Reb.)	Avg	PF	FO	Ast	TO	Blk	Stl	Pts	Avg
2009-10	1-1	3-7	.429	2-4	.500	0-0	.000	0-5-5	5.0	2	0	0	3	1	0	8	8.0
TOTAL	1-1	3-7	.429	2-4	.500	0-0	.000	0-5-5	5.0	2	0	0	3	1	0	8	8.0

JORDAN GREENLEAF CAREER STATISTICS VS. TENNESSEE

Year	GP-GS	FG-FGA	Pct	3FG-FGA	Pct	FT-FTA	Pct	O-D-T (Reb.)	Avg	PF	FO	Ast	TO	Blk	Stl	Pts	Avg
2006-07	1-1	3-5	.600	0-0	.000	0-0	.000	0-1-1	1.0	1	0	0	1	1	0	6	6.0
2007-08	1-1	0-4	.000	0-0	.000	0-2	.000	2-4-6	6.0	3	0	0	1	2	2	0	0.0
2009-10	1-1	0-4	.000	0-0	.000	0-0	.000	1-4-5	5.0	3	0	1	1	1	2	0	0.0
TOTAL	3-3	3-13	.231	0-0	.000	0-2	.000	3-9-12	4.0	7	0	1	3	4	4	6	2.0

CHANTEL HILLIARD CAREER STATISTICS VS. TENNESSEE

Year	GP-GS	FG-FGA	Pct	3FG-FGA	Pct	FT-FTA	Pct	O-D-T (Reb.)	Avg	PF	FO	Ast	TO	Blk	Stl	Pts	Avg
2008-09	2-0	2-4	.500	0-0	.000	0-0	.000	2-3-5	2.5	2	0	0	1	0	0	4	2.0
2009-10	1-0	1-4	.250	0-0	.000	1-3	.333	2-1-3	3.0	3	0	0	1	1	0	3	3.0
TOTAL	3-0	3-8	.375	0-0	.000	1-3	.333	4-4-8	2.7	5	0	0	2	1	0	7	2.3

MORGAN JENNINGS CAREER STATISTICS VS. TENNESSEE

Year	GP-GS	FG-FGA	Pct	3FG-FGA	Pct	FT-FTA	Pct	O-D-T (Reb.)	Avg	PF	FO	Ast	TO	Blk	Stl	Pts	Avg
2008-09	2-0	0-1	.000	0-0	.000	0-0	.000	0-0-0	0.0	0	0	0	1	0	0	0	0.0
2009-10	1-0	0-0	.000	0-0	.000	0-0	.000	0-0-0	0.0	0	0	0	0	0	0	0	0.0
TOTAL	3-0	0-1	.000	0-0	.000	0-0	.000	0-0-0	0.0	0	0	0	1	0	0	0	0.0

PARRISHA SIMMONS CAREER STATISTICS VS. TENNESSEE

Year	GP-GS	FG-FGA	Pct	3FG-FGA	Pct	FT-FTA	Pct	O-D-T (Reb.)	Avg	PF	FO	Ast	TO	Blk	Stl	Pts	Avg
2008-09	1-0	0-0	.000	0-0	.000	0-0	.000	0-0-0	0.0	0	0	0	0	0	0	0	0.0
2009-10	1-0	2-3	.667	0-0	.000	2-4	.500	3-2-5	5.0	0	0	1	2	0	1	6	6.0
TOTAL	2-0	2-3	.667	0-0	.000	2-4	.500	3-2-5	2.5	0	0	1	2	0	1	6	3.0

ALLI SMALLEY CAREER STATISTICS VS. TENNESSEE

Year	GP-GS	FG-FGA	Pct	3FG-FGA	Pct	FT-FTA	Pct	O-D-T (Reb.)	Avg	PF	FO	Ast	TO	Blk	Stl	Pts	Avg
2007-08	1-1	2-9	.222	0-2	.000	0-2	.000	1-5-6	6.0	1	0	4	9	0	1	4	4.0
2008-09	2-2	7-16	.438	4-11	.364	3-3	1.000	1-4-5	2.5	3	0	7	3	0	3	21	10.5
2009-10	1-1	7-18	.389	3-7	.429	4-6	.667	1-2-3	3.0	0	0	3	3	0	2	21	21.0
TOTAL	4-4	16-43	.372	7-20	.350	7-11	.636	3-11-14	3.5	4	0	14	15	0	6	46	11.5

MORGAN TOLES CAREER STATISTICS VS. TENNESSEE

Year	GP-GS	FG-FGA	Pct	3FG-FGA	Pct	FT-FTA	Pct	O-D-T (Reb.)	Avg	PF	FO	Ast	TO	Blk	Stl	Pts	Avg
2009-10	1-1	3-13	.231	0-0	.000	2-2	1.000	1-3-4	4.0	0	0	5	2	0	0	8	8.0
TOTAL	1-1	3-13	.231	0-0	.000	2-2	1.000	1-3-4	4.0	0	0	5	2	0	0	8	8.0

PASCALE WEST CAREER STATISTICS VS. TENNESSEE

Year	GP-GS	FG-FGA	Pct	3FG-FGA	Pct	FT-FTA	Pct	O-D-T (Reb.)	Avg	PF	FO	Ast	TO	Blk	Stl	Pts	Avg
2009-10	1-0	0-0	.000	0-0	.000	0-0	.000	0-0-0	0.0	0	0	0	0	0	0	0	0.0
TOTAL	1-0	0-0	.000	0-0	.000	0-0	.000	0-0-0	0.0	0	0	0	0	0	0	0	0.0

Game 4: Nov. 22, 2010
Auburn 49, South Florida 67
Sun Dome
Tampa, Fla.

Official Basketball Box Score -- Game Totals -- Final Statistics
 Auburn vs South Florida
 11-22-10 7 P.M. at USF Sun Dome, Tampa, Fla.

VISITORS: Auburn (1-3)

#	Player	fg-fga	3fg-fga	ft-fa	rebounds		pf	tp	a	to	blk	s	min
					of	de							
14	Alverson, Blanche*	3-11	2-8	0-0	1	1	2	3	8	0	1	0	29
21	Greenleaf, Jordan*	5-13	0-0	3-4	7	3	10	0	13	1	3	1	38
01	Toles, Morgan*	0-4	0-1	3-4	0	2	2	1	3	3	1	0	27
04	Simmons, Parrisha*	0-0	0-0	0-2	0	1	1	2	0	0	0	0	12
05	Smalley, Alli*	1-11	0-4	2-3	0	0	0	2	4	0	0	0	22
02	Jennings, Morgan	0-4	0-0	1-2	2	1	3	1	1	2	1	0	16
23	Hilliard, Chantel	7-9	0-0	2-2	4	3	7	1	16	0	0	0	23
25	Williams, Jassany	1-6	0-0	0-0	2	1	3	1	2	0	2	0	10
32	Tanner, Tyrese	1-3	0-0	0-0	1	2	3	4	2	3	1	1	0
34	Davis, Peyton	0-1	0-0	0-0	1	2	3	1	0	0	1	0	4
TEAM						4	1	5					
Totals.....		18-62	2-13	11-17	22	17	39	16	49	9	10	2	1 200

HOME: South Florida (3-2)

#	Player	fg-fga	3fg-fga	ft-fa	rebounds		pf	tp	a	to	blk	s	min
					of	de							
04	CONNER, Tiffany*	2-4	1-2	2-2	1	3	4	2	7	3	2	1	0 22
11	GRANT, Porche*	4-5	0-0	0-0	1	6	7	3	8	0	3	4	1 30
01	WYNNE, Jasmine*	1-2	0-0	2-3	1	4	5	3	4	3	2	1	1 30
03	SAUNDERS, Kanisha*	2-8	1-2	0-0	0	1	1	5	7	1	0	2	32
21	SMITH, Andrea*	12-22	8-13	1-2	2	3	5	2	33	2	1	0	0 38
02	DOOMES-STEPHENS, L.	0-1	0-1	0-0	1	0	1	2	0	0	0	0	12
12	SMITH, Andreell	0-2	0-1	0-1	0	2	2	1	0	4	0	0	15
22	FLOWERS, Aleshia	0-0	0-0	0-0	1	1	0	0	0	0	0	0	0+
30	EKSTROM, Salla	0-0	0-0	0-0	0	0	0	0	0	0	0	0	0+
32	MC DONALD, Akila	0-0	0-0	0-1	2	2	4	1	0	0	1	1	0 10
33	CARN, Daleisha	5-5	0-0	0-0	0	1	1	0	10	2	1	0	0 11
TEAM						1	3	4					
Totals.....		26-49	10-19	5-9	9	26	35	15	67	21	11	7	4 200

Officials: Dennis DeMayo, Luis Gonzalez, Amy Bonner

Technical fouls: Auburn-None. USF-None.

Attendance: 1106

Score by Periods	1st	2nd	Total
Auburn	24	25	49
South Florida	36	31	67

TAMPA - Playing on the road for the first time this season, the Auburn women's basketball team struggled from the field, shooting 29 percent, as South Florida pulled out the 67-49 win. Junior Chantel Hilliard scored 16 points off the bench to lead the Tigers in the loss.

South Florida scored 22 of the first 25 points of the game, taking a 22-3 lead with 12:01 to go in the first half. The Tigers were able to get back on their feet, out-scoring USF 21-14 during the rest of the period to cut the Bull lead to 12 at halftime, 36-24.

Auburn came out of the locker room on a mission, scoring the first eight points, four from Hilliard, to cut the lead to four in the first three minutes of the second half, forcing USF to call at timeout at the 17:23 mark. That would be as close as the Tigers would come, though, as the Bulls came out of the timeout scoring the next four points to put its lead back to eight.

Led by 10 second-half points each from Hilliard and senior Jordan Greenleaf, Auburn was able to keep the South Florida lead in single digits for most of the remainder of the half.

A Hilliard layup cut the lead to seven with 7:58 to play, but that is as close as Auburn would get in the final minutes as USF's Andrea Smith answered with a 3-pointer, one of her eight on the night, to build the lead back to 10 with 6:47 to go.

Smith's 3-pointer opened up a 16-5 USF run to finish the game, building the lead back to as much as 19 points as the Bulls cruised to the 67-49 win. Smith would go on to score a game-high 33 points.

Game 5: Nov. 26, 2010
Auburn 53, Sacred Heart 65
St. Georges High School
Freeport, Bahamas
Junkanoo Jam

Official Basketball Box Score -- Game Totals -- Final Statistics
 Sacred Heart vs Auburn
 11-26-10 1 p.m. at Freeport, Bahamas

VISITORS: Sacred Heart (2-2)

#	Player	fg-fga	3fg-fga	ft-fa	rebounds		pf	tp	a	to	blk	s	min
					of	de							
01	NORMAN, Ericka*	1-4	1-3	2-2	2	3	5	2	5	2	2	0	3 24
03	EVANS, Kiley*	4-8	0-0	5-9	3	3	6	2	13	0	7	1	1 33
15	MERRIMAN, Morgan*	2-3	0-0	1-1	1	1	2	4	5	1	4	1	0 32
20	TAYLOR, Callan*	5-10	3-6	0-0	6	6	5	13	2	5	0	2	24
35	APD, Aliso*	6-12	2-4	1-2	2	4	6	2	15	0	7	0	1 33
04	COSGROVE, Maggie	4-6	2-3	0-0	0	2	2	2	10	3	2	0	0 26
23	REILLY, Maureen	2-4	0-1	0-0	0	5	5	2	4	1	0	1	0 25
32	CAMPBELL, Alexis	0-0	0-0	0-0	0	1	0	0	0	0	0	0	0 3
TEAM						9	9						
Totals.....		24-47	8-17	9-14	8	34	42	19	65	9	27	3	7 200

HOME: Auburn (1-4)

#	Player	fg-fga	3fg-fga	ft-fa	rebounds		pf	tp	a	to	blk	s	min
					of	de							
01	Toles, Morgan*	4-7	0-0	0-0	3	1	4	2	8	0	2	0	0 22
05	Smalley, Alli*	5-13	2-5	0-0	1	4	5	1	12	1	2	0	2 28
14	Alverson, Blanche*	1-5	0-2	0-0	0	1	1	1	2	0	2	0	0 18
21	Greenleaf, Jordan*	1-7	0-0	2-4	6	1	7	2	4	4	3	1	1 32
23	Hilliard, Chantel*	2-5	0-0	1-2	1	2	3	0	5	1	2	0	0 19
02	Jennings, Morgan	1-5	0-0	2-2	1	1	2	1	4	0	2	0	1 15
04	Simmons, Parrisha	2-3	0-0	1-4	3	1	4	0	5	2	0	0	1 13
11	Strain, Courtney	0-6	0-3	3-6	0	0	0	1	3	0	1	0	1 15
20	West, Pascale	0-1	0-0	0-2	0	0	0	1	0	0	0	0	0 5
25	Williams, Jassany	0-3	0-0	0-0	0	2	2	2	0	0	0	0	0 9
32	Tanner, Tyrese	4-8	0-2	2-3	1	1	2	1	10	0	1	0	3 21
34	Davis, Peyton	0-1	0-0	0-0	0	0	0	0	0	0	0	0	0 3
TEAM						4	4						
Totals.....		20-64	2-12	11-23	16	18	34	12	53	8	15	1	9 200

Officials: Joanne Aldridge, Wesley Dean, Shelly Nakasone

Technical fouls: Sacred Heart-None. Auburn-None.

Attendance: 371

Score by Periods	1st	2nd	Total
Sacred Heart	38	27	65
Auburn	18	35	53

First Game of 2010 Junkanoo Jam

FREEPORT, Bahamas - The Auburn women's basketball team struggled from the field Nov. 26, shooting 31.3 percent as the Tigers fell to Sacred Heart, 65-53, in the first game of the 2010 Junkanoo Jam in Freeport, Bahamas.

Senior Alli Smalley led the Tigers in scoring with 12 points while freshman Tyrese Tanner came off the bench for 10 points and three steals. Jordan Greenleaf pulled down a team-high seven rebounds.

After playing only six minutes in the first half, Tanner came off the bench and played 15 of the 20 minutes in the second half, scoring all 10 of her points in the period. She was also big in the Auburn press, forcing three turnovers late in the game.

After taking a 38-18 lead at halftime, Sacred Heart came out on fire in the second half, extending its lead to 32 with 9:27 left thanks 23-11 run to open the half. Auburn responded by turning on its defense in the last nine minutes, forcing 12 turnovers while holding the Pioneers to only four points.

The run allowed Auburn to cut the Sacred Heart lead to 12, down from 32, by the end of the game, but it was cut short as the Tigers lost, 65-53.

For the game, Auburn forced 27 Pioneer turnovers, gathering nine steals, but the Tigers lost the rebounding battle, 42-34. Sacred Heart shot 51.1 percent for the game and 47.1 percent of its free throws.

Game 6: Nov. 27, 2010
Auburn 85, Seton Hall 51
St. Georges High School
Freeport, Bahamas
Junkanoo Jam

Official Basketball Box Score -- Game Totals -- Final Statistics
 Auburn vs Seton Hall
 11-27-10 1 p.m. at Freeport, Bahamas

VISITORS: Auburn (2-4)

#	Player	fg-fga	3fg-fga	ft-fa	rebounds		pf	tp	a	to	blk	s	min
					of	de							
05	Smalley, Alli*	6-10	3-4	0-0	0	0	0	15	4	2	0	1	19
11	Strain, Courtney*	2-6	1-3	2-2	0	1	1	7	0	3	0	1	20
14	Alverson, Blanche*	4-8	0-3	4-5	2	1	3	1	12	2	3	0	0 17
21	Greenleaf, Jordan*	1-2	0-0	0-0	1	1	2	1	2	1	1	0	0 21
32	Tanner, Tyrese*	1-7	0-2	0-3	2	3	5	3	2	1	4	0	2 20
01	Toles, Morgan	5-7	0-0	2-3	0	0	0	2	12	4	0	0	4 17
02	Jennings, Morgan	7-7	0-0	0-1	0	4	4	2	14	1	1	0	2 19
04	Simmons, Parrisha	1-4	0-0	2-5	2	3	5	1	4	1	0	0	1 21
20	West, Pascale	0-0	0-0	1-2	0	0	0	1	1	0	1	0	0 7
23	Hilliard, Chantel	2-4	0-0	0-0	0	1	1	1	4	0	0	0	1 9
25	Williams, Jassany	3-4	0-0	2-2	3	4	7	2	8	1	0	2	0 18
34	Davis, Peyton	2-5	0-0	0-1	2	1	3	3	4	1	1	0	0 12
TEAM						1	4	5					
Totals.....		34-64	4-12	13-24	13	23	36	18	85	16	17	2	12 200

HOME: Seton Hall (3-4)

#	Player	fg-fga	3fg-fga	ft-fa	of	de	tot	tp	a	to	blk	s	min
11	SIMMONS, Ka-Deirdre*	2-10	0-5	4-4	0	1	1	3	8	3	7	0	2 33
22	GREEN, Terry*	1-4	1-2	0-0	1	0	1	1	3	0	2	0	0 11
23	CREW, Jasmine*	1-8	1-2	0-0	0	7	7	2	3	2	7	0	2 30
25	WOOD, Whitney*	2-2	2-2	0-0	1	1	2	1	6	0	1	0	0 21
33	ASHMEADE, Tajay*	2-3	0-0	2-4	5	4	9	4	6	0	6	1	0 21
01	SWABY, Elaine	2-4	0-0	1-3	1	2	0	5	1	1	0	0	9
02	MORRIS, Brittany	1-6	1-4	1-2	1	0	1	4	4	1	1	0	1 13
13	MASEKO, Alexandra	2-5	0-0	4-4	2	1	3	2	8	0	2	0	0 24
15	JOHNSON, Jazzmine	2-4	2-3	0-0	2	0	2	2	6	0	1	0	0 16
21	BLACKMAN, Tiffani	1-1	0-0	0-1	0	0	0	0	2	0	0	0	0 6
34	HENRY, Nicosia	0-4	0-0	0-0	2	1	3	3	0	3	0	1	16
	TEAM				1	6	7						
	Totals.....	16-51	7-18	12-16	22	38	22	51	7	31	1	6	200

Game 7: Dec. 2, 2010
Auburn 75, South Alabama 70
Auburn Arena
Auburn, Ala.

Official Basketball Box Score -- Game Totals -- Final Statistics

South Alabama vs Auburn

12-02-10 6 p.m. at Auburn, Ala. -- Auburn Arena

VISITORS: South Alabama (3-4)

#	Player	fg-fga	3fg-fga	ft-fa	rebounds			pf	tp	a	to	blk	s	min
					of	de	tot							
21	Shelter, Christian*	4-8	1-2	2-2	0	2	2	5	11	0	1	0	0	20
24	Ammons, Taylor*	8-16	0-0	1-2	2	6	8	1	17	0	0	1	0	33
01	Peterson, Sarda*	4-5	2-2	0-1	0	1	1	2	10	4	2	0	0	27
10	Banks, Siedah*	3-6	0-1	3-4	0	3	3	1	9	4	3	0	0	32
15	Rutledge, Brittney*	3-6	3-5	0-0	0	3	3	4	9	3	3	0	0	19
03	Walker, Lauren	0-0	0-0	0-0	0	0	0	0	0	0	0	0	0	6
04	Simmons, Vanessa	0-1	0-0	0-0	0	0	0	1	0	0	2	0	0	8
05	Robertson, Ronneka	1-3	0-0	0-0	0	1	1	2	0	1	0	0	0	7
23	Nixon, Mary	2-4	0-0	1-2	6	2	8	3	5	1	4	0	0	21
25	Cherizol, Veronica	0-1	0-0	0-0	0	4	4	1	0	1	1	1	0	19
33	El, Mansa	2-3	1-2	2-2	0	0	0	1	7	1	0	0	0	8
TEAM					1	5	6							
Totals.....		27-53	7-12	9-13	9	27	36	20	70	14	17	2	0	200

HOME: Auburn (3-4)

#	Player	fg-fga	3fg-fga	ft-fa	rebounds			pf	tp	a	to	blk	s	min
					of	de	tot							
14	Alverson, Blanche*	3-4	1-2	0-0	0	2	2	2	7	3	2	1	0	21
21	Greenleaf, Jordan*	4-10	0-1	3-4	4	5	9	2	11	3	2	2	3	32
32	Tanner, Tyrese*	2-3	0-1	1-2	1	3	4	3	5	0	1	2	1	15
02	Jennings, Morgan*	2-6	0-0	0-2	0	2	2	3	4	1	0	1	2	17
05	Smalley, Alli*	5-15	1-3	4-4	0	1	1	2	15	1	1	0	2	26
01	Toles, Morgan	4-7	0-0	2-2	0	0	0	10	5	0	0	0	0	27
04	Simmons, Parrisha	0-4	0-0	5-6	4	2	6	2	5	0	2	0	1	16
11	Strain, Courtney	0-2	0-0	0-0	0	0	0	1	0	0	1	0	0	12
23	Hilliard, Chantel	2-4	0-0	1-2	1	0	1	3	5	0	0	0	0	11
25	Williams, Jassany	5-7	0-0	3-6	2	2	4	1	13	0	0	0	0	23
TEAM					2	2	4							
Totals.....		27-62	2-7	19-28	14	19	33	19	75	13	9	6	9	200

Officials: Joe Cunningham (R), Eddie Novak (U1), Troy Winders (U2)

Technical fouls: South Alabama-None. Auburn-None.

Attendance: 2006

Score by Periods	1st	2nd	Total
South Alabama	31	39	70
Auburn	42	33	75

AUBURN - Senior Alli Smalley scored a team-high 15 points, followed by a career-high 13 from freshman Jassany Williams as the Auburn women's basketball team pulled out the 75-70 win over in-state rival South Alabama. The win was the 24th win in a row for the Tigers over the Jaguars.

Auburn led by 11 at the half, but saw the lead slip away with South Alabama taking the lead with 14:03 left in the game. The Tigers bounced back, building its lead back to 10 before taking the five-point win.

Auburn used a 10-player rotation with everyone that played accounting for at least 11 minutes of action. Only senior Jordan Greenleaf, who played 32 minutes, topped the 30-minute mark. With the rotation, Auburn was able to get use out of its bench, out-scoring the South Alabama bench, 33-14.

The Tigers again used their defense to pull out the win, using nine steals to force 17 South Alabama turnovers, scoring 17 points off the turnovers. The Tigers also blocked six shots.

Senior Jordan Greenleaf led Auburn on the blocks, pulling down a game-high nine rebounds with her 11 points. She also tallied two blocks and a team-high three steals.

South Alabama was led by Taylor Ammons with 17 points and eight rebounds. Christian Shelter added 11 for the Jaguars while Sarda Banks chipped in 10 with four assists.

Game 8: Dec. 4, 2010
Auburn 61, Temple 61
Auburn Arena
Auburn, Ala.

Official Basketball Box Score -- Game Totals -- Final Statistics

Temple vs Auburn

12-04-10 1 p.m. at Auburn, Ala. -- Auburn Arena

VISITORS: Temple (4-4)

#	Player	fg-fga	3fg-fga	ft-fa	rebounds			pf	tp	a	to	blk	s	min
					of	de	tot							
05	MCCARTHY, Kristen*	5-17	2-5	3-4	3	2	5	3	15	2	2	1	2	37
30	BENNETT, Marli*	2-4	0-2	0-0	1	5	6	2	4	0	0	1	0	29
32	THAMES, Natasha*	1-5	0-0	1-2	2	3	5	4	3	1	0	0	0	25
11	PEDDY, Shey*	7-12	3-4	0-0	3	6	9	4	17	4	3	0	3	36
13	WALLACE, Qwedia*	5-11	1-5	4-6	3	2	5	4	15	0	5	0	1	27
01	LEWIS, Brittany	1-3	1-2	0-0	0	2	2	1	3	2	0	0	0	16
03	WILLIAMS, BJ	0-3	0-2	0-0	0	0	0	1	0	2	2	0	0	14
04	BELL, Satoria	2-3	1-1	0-0	0	2	2	0	5	0	1	0	0	6
25	MACAULAY, Victoria	0-1	0-0	0-0	0	1	1	3	0	0	1	2	0	10
TEAM					4	4								
Totals.....		23-59	8-21	8-12	12	27	39	22	62	11	14	4	6	200

HOME: Auburn (3-5)

#	Player	fg-fga	3fg-fga	ft-fa	rebounds			pf	tp	a	to	blk	s	min
					of	de	tot							
21	Greenleaf, Jordan*	3-10	0-0	3-5	6	6	12	2	9	4	1	2	0	38
44	Alverson, Blanche*	3-8	3-7	1-2	2	3	5	1	10	3	1	0	0	32
02	Jennings, Morgan*	4-7	0-0	0-1	3	2	5	1	8	1	2	1	0	27
05	Smalley, Alli*	7-17	3-7	5-9	0	3	3	3	22	0	1	0	3	33
32	Tanner, Tyrese*	0-1	0-0	0-0	1	1	2	1	0	0	1	0	0	8
01	Toles, Morgan	0-6	0-0	0-0	1	3	4	2	0	4	2	0	1	23
04	Simmons, Parrisha	0-1	0-0	2-2	2	0	2	1	2	1	2	0	0	9
11	Strain, Courtney	0-2	0-0	0-0	0	0	0	0	0	0	0	0	0	2
23	Hilliard, Chantel	3-5	0-0	4-4	1	3	4	3	10	0	3	0	0	23
25	Williams, Jassany	0-2	0-0	0-0	0	0	0	1	0	0	1	0	1	5
TEAM					1	4	5							
Totals.....		20-59	6-14	15-23	17	25	42	15	61	13	15	3	5	200

Officials: Lisa Mattingly (R), Tina Napier (U1), Amy Bonner (U2)

Technical fouls: Temple-None. Auburn-None.

Attendance: 3206

Score by Periods	1st	2nd	Total
Temple	33	29	62
Auburn	33	28	61

AUBURN - Temple's Brittany Lewis hit her only shot of the game, a 3-pointer from the right side with 1:22 left in the game, giving the Owls a lead it would not give up as Temple pulled out the 62-61 win against Auburn on Dec. 4. Senior Alli Smalley passed the 20-point mark for the first time this season, leading the Tigers with 22 points in the loss.

Auburn trailed during most of the first half, but came back to tie the game at 33 going into halftime. Back-to-back 3-pointers from Smalley and sophomore Blanche Alverson in the final three minutes tied the game up going into the locker room.

One of the bright spots of the game for Auburn was a Smalley 3-pointer with 8:37 left in the game. Not only did the trey give the Tigers a six-point lead, but was also 185th of Smalley's career, giving her the Auburn record for career 3-pointers.

Auburn eventually led by as many as seven points after a Hilliard layup with 6:27 to go, giving the Tigers a 54-47 lead. But Temple used its outside shooting, hitting four 3-pointers in the final five minutes, to out-score Auburn 15-7 down the stretch for the win.

Three Tigers scored in double figures, led by Smalley's 22 points. Alverson and Hilliard scored 10 points each while senior Jordan Greenleaf scored nine points along with her game-high 12 rebounds.

Temple was led by Shey Paddy, who was 3-of-4 from beyond the arc, with 17 points and nine rebounds. Kristen McCarthy and Qwed Wallace each added 15 for the Owls.

Game 9: Dec. 15, 2010
Auburn 52, George Washington 45
Charles E. Smith Center
Washington, D.C.

Official Basketball Box Score -- Game Totals -- Final Statistics

Auburn vs George Washington

12-15-10 7 p.m. at Washington, D.C. - Smith Center

VISITORS: Auburn (4-5)

#	Player	fg-fga	3fg-fga	ft-fa	rebounds			pf	tp	a	to	blk	s	min
					of	de	tot							
14	Alverson, Blanche*	6-15	2-6	2-2	2	2	4	1	16	0	3	0	2	35
21	Greenleaf, Jordan*	1-8	0-0	1-2	5	6	11	1	3	0	0	4	1	34
01	Toles, Morgan*	1-8	0-0	1-2	2	2	4	2	3	7	2	0	2	24
04	Simmons, Parrisha*	1-1	0-0	0-0	3	2	5	1	2	0	1	0	0	13
05	Smalley, Alli*	5-15	4-7	0-1	2	1	3	0	14	1	0	0	0	34
02	Jennings, Morgan	1-3	0-0	1-3	3	2	5	1	3	6	0	0	3	19
23	Hilliard, Chantel	2-5	0-0	1-2	1	1	2	3	5	0	1	1	0	12
25	Williams, Jassany	2-6	0-0	1-2	2	2	4	0	5	0	2	1	1	12
32	Tanner, Tyrese	0-2	0-0	0-0	3	2	5	0	0	0	2	1	0	14
34	Davis, Peyton	0-1	0-0	1-2	1	0	1	1	1	0	0	0	0	3
TEAM					3	2	5							
Totals.....		19-64	6-13	8-16	27	22	49	10	52	14	11	7	9	200

HOME: George Washington (5-5)

#	Player	fg-fga	3fg-fga	ft-fa	rebounds									
					of	de	tot	pf	tp	a	to	blk	s	min
11	WILSON, Brooke*	2-7	1-2	0-0	3	4	7	2	5	0	1	1	1	27
31	BOOKER, Tara*	3-10	2-6	0-0	2	6	8	3	8	0	1	0	1	30
34	ABIONA, Ivy*	3-7	0-0	0-0	4	1	5	2	6	0	0	3	1	28
05	MYERS, Tiana*	4-8	0-2	4-4	0	3	3	2	12	3	4	0	0	21
12	JACKSON, Danni*	1-9	0-0	0-0	0	2	2	1	2	4	5	1	2	34
03	ALDRIDGE, Kristin	2-6	0-0	0-0	0	1	1	3	4	1	2	0	0	20
13	DAVIS, Janine	0-1	0-1	0-0	0	0	0	0	0	0	0	0	0	6
14	PAINTER, Chelsea	0-0	0-0	0-0	0	0	0	0	0	1	0	0	0	5
44	MOSTAFA, Sara	1-2	0-0	2-2	2	2	4	0	4	3	1	1	1	19
50	ALLIUMS, Kye	2-4	0-2	0-0	0	1	1	4	4	0	0	0	0	10
	TEAM				3	2	5				1			
Totals.....		18-54	3-13	6-6	14	22	36	17	45	12	15	6	6	200

Game 10: Dec. 18, 2010
Auburn 56, Purdue 76
Conseco Fieldhouse
Indianapolis, Ind.
Boilermaker Blockbuster

Official Basketball Box Score -- Game Totals -- Final Statistics
 Auburn vs Purdue
 12-18-10 1:30 p.m. at Conseco Fieldhouse, Indianapolis, Ind.

VISITORS: Auburn (4-6)

#	Player	rebounds										pf	tp	a	to	blk	s	min
		fg	ft	ft	ft	ft	ft	ft	ft	ft	ft							
01	Toles, Morgan*	3-9	0-1	0-1	1	1	2	0	6	5	2	0	2	27				
04	Simmons, Parrisha*	2-4	0-0	2-2	0	0	0	1	6	0	0	0	0	8				
05	Smalley, Alli*	5-11	4-6	4-4	1	1	2	4	18	1	3	0	2	30				
14	Alverson, Blanche*	3-9	2-6	2-2	1	1	2	2	10	0	1	0	0	31				
21	Greenleaf, Jordan*	0-4	0-0	0-0	4	0	4	0	0	0	2	1	3	31				
02	Jennings, Morgan	0-6	0-0	1-3	1	0	1	1	1	0	1	0	0	12				
11	Strain, Courtney	2-5	1-2	0-0	0	0	0	0	5	1	1	0	0	10				
20	West, Pascale	0-0	0-0	0-0	1	2	3	4	0	0	1	0	1	8				
23	Hilliard, Chantel	2-6	0-0	0-1	0	1	1	3	4	1	1	1	0	11				
25	Williams, Jassany	1-3	0-0	0-2	2	3	5	2	2	0	0	1	2	17				
32	Tanner, Tyrese	1-4	0-1	2-2	2	0	2	0	4	0	0	1	0	12				
34	Davis, Peyton	0-1	0-0	0-0	0	0	0	0	0	0	0	0	0	3				
TEAM		7 4 11										3						
Totals.....		19-62	7-16	11-17	20	13	33	21	56	8	15	4	11	200				

HOME: Purdue (6-3)

#	Player	rebounds										pf	tp	a	to	blk	s	min
		fg	ft	ft	ft	ft	ft	ft	ft	ft	ft							
05	Rayburn, Brittany*	7-15	4-9	7-7	1	1	2	2	25	1	2	0	29					
15	Moses, Courtney*	5-9	1-3	1-1	0	3	3	12	4	4	0	2	35					
41	Guyton, Alex*	4-8	0-0	6-9	5	4	9	2	14	0	3	2	4	27				
43	Poston, Chantel*	2-3	0-0	1-2	1	4	5	3	5	2	2	0	24					
52	Wilson, Ashley*	3-4	0-0	3-4	1	4	5	0	9	1	0	1	0	20				
02	Howard, Antonette	2-4	0-0	1-1	0	2	2	0	5	1	4	0	0	16				
20	Williams, Dee Dee	0-1	0-0	2-2	2	2	4	1	2	1	2	0	0	17				
24	Mingo, Drey	0-0	0-0	2-2	0	1	1	1	2	0	0	0	0	2				
32	Ostarella, Sam	0-2	0-1	0-0	1	6	7	4	0	2	1	2	1	13				
40	Jones, Chelsea	1-1	0-0	0-0	1	1	2	0	2	0	1	0	0	11				
54	Woods, Samantha	0-1	0-0	0-0	0	0	3	0	0	0	0	0	0	6				
TEAM		2										2						
Totals.....		24-48	5-13	23-28	14	28	42	19	76	12	19	5	7	200				

Officials: Lisa Mattingly, Tina Napier, and Beverly Roberts

Technical fouls: Auburn-West, Pascale. Purdue-None.

Attendance: 7666

Score by Periods	1st	2nd	Total
Auburn	29	27	56
Purdue	40	36	76

Boilermaker Blockbuster

INDIANAPOLIS, Ind. - A 14-3 Purdue run early in the first half put the Auburn women's basketball team in a hole it could not dig out of as Purdue went on to win the Boilermaker Blockbuster, 76-56, Dec. 18 at Conseco Fieldhouse in Indianapolis, Ind.

Senior Alli Smalley led the Tigers with 18 points, followed by Blanche Alverson with 10. Freshman Jassany Williams led the team in rebounding with five while also collecting a blocked shot and a pair of steals.

The Boilermakers shot 50.0 percent from the field and out-rebounded Auburn, 42-33. The Tigers shot just 30.6 percent from the field, but were able to force 19 Purdue turnovers, turning them into 17 points on the other end.

Purdue's early 14-3 run gave the Boilermakers an 11-point advantage halfway through the first half. Auburn cut the lead to five with 4:28 remaining after a pair of Smalley free throws, but Purdue closed out the period on an 8-2 run for a 40-29 halftime lead.

That would be the closest the Tigers would get as Purdue continued its run in the second half. The Boilermakers led by as many as 25 late in the game, but Auburn scored the final five points to cut it to 76-56 at the buzzer.

Game 11: Dec. 21, 2010
Auburn 67, Chicago State 63
Jacoby Dickens Center
Chicago, Ill.

Official Basketball Box Score -- Game Totals -- Final Statistics
 Auburn vs Chicago State
 12-21-10 1 p.m. at Jacoby Dickens Center - Chicago, Ill.

VISITORS: Auburn (5-6)

#	Player	rebounds										pf	tp	a	to	blk	s	min
		fg	ft	ft	ft	ft	ft	ft	ft	ft	ft							
14	Alverson, Blanche*	4-12	1-4	4-5	2	4	6	2	13	1	1	0	1	33				
21	Greenleaf, Jordan*	1-6	0-0	3-4	7	5	12	4	5	0	2	0	2	35				
01	Toles, Morgan*	6-14	0-0	2-2	1	3	4	1	14	7	1	0	1	33				
04	Simmons, Parrisha*	0-1	0-0	3-9	3	5	8	0	3	0	3	1	0	27				
05	Smalley, Alli*	3-12	0-4	1-2	3	1	4	3	7	2	2	0	2	29				
02	Jennings, Morgan	0-0	0-0	1-2	0	0	0	0	1	0	1	0	1	5				
11	Strain, Courtney	0-1	0-1	0-0	0	0	0	0	0	0	0	0	0	2				
23	Hilliard, Chantel	3-5	0-0	1-2	1	0	1	4	7	0	1	0	0	12				
25	Williams, Jassany	1-2	0-0	0-0	0	1	1	3	2	0	0	2	1	10				
32	Tanner, Tyrese	4-6	1-1	6-6	0	1	2	15	0	0	0	0	1	12				
34	Davis, Peyton	0-2	0-0	0-0	1	0	1	1	0	0	0	0	0	2				
TEAM		1 3 4																
Totals.....		22-61	2-10	21-32	19	23	42	20	67	10	11	3	9	200				

HOME: Chicago State (4-7)

#	Player	fg-fga	3fg-fga	ft-fa	of	de	tot	pf	tp	a	to	blk	s	min	
03	BECKEL, Tressa*	4-10	0-0	8-10	4	7	11	4	16	2	6	2	2	38	
22	WALDON, Courtney*	4-11	2-3	2-2	1	4	5	5	12	3	2	1	1	40-	
44	WROTEEN, Elana*	2-4	0-0	0-2	2	1	3	5	4	1	0	0	0	16	
14	MARLOWE, Natalie*	2-6	1-2	0-1	1	3	4	1	5	4	1	0	2	33	
21	DOCKERY, Janay*	2-10	2-3	3-4	3	2	5	3	9	5	2	0	1	39	
00	DESROCHES, Caile	6-12	0-0	3-6	4	4	8	4	15	0	3	0	0	21	
10	DAVIS, Caneke	0-0	0-0	0-0	0	0	0	0	0	0	0	0	0	1	
24	HARVEY, Jazmyn	1-1	0-0	0-0	0	0	0	3	2	1	1	0	0	12	
TEAM		3 3													
Totals.....		21-54	5-8	16-25	15	24	39	25	63	16	15	3	6	200	

Officials: Dave Stewart (R), Jeff Cross (U), Kim Hobbs (U)

Technical fouls: Auburn-None. Chicago State-None.

Attendance: 325

Score by Periods	1st	2nd	Total
Auburn	24	43	67
Chicago State	32	31	63

CHICAGO - Freshman Tyrese Tanner scored 13 of her team-high 15 points in the second half, leading an Auburn rally for a 67-63 win at Chicago State.

She scored seven-straight points for the Tigers late in the game, including the 3-pointer that put Auburn up for good. Tanner set a new career high with her 15 points. She was 4-of-6 from the field, including a 3-pointer, and made all six of her free-throw attempts - many coming in crucial times down the stretch.

The game was the final for Auburn before the team breaks for the Holidays. It capped off an eight-day, three-game road trip for the Tigers.

Auburn took an early 7-2 lead, but saw it slip away after a pair of Cougar 3-pointers. Chicago State would go on to lead most of the first half, capping it off with a Tressa Beckel jumper with 14 seconds remaining that gave CSU its largest lead of the game at 32-24.

The Tigers responded early in the second half, opening up with an 8-2 run to cut the Cougar lead to two. Chicago State would build its lead back up to six with 6:28 left in the game, but Tanner sparked an Auburn charge that would have the Tigers out-scoring CSU 22-12 in the final minutes.

Auburn finished the game 21-of-32 from the free throw and was 11-of-13 in the final 52 seconds of the game.

Morgan Toles scored 14 points followed by Blanche Alverson with 13. Jordan Greenleaf led Auburn on the boards with 12.

Game 12: Dec. 28, 2010
Auburn 84, Alabama A&M 45
Auburn Arena
Auburn, Ala.

Official Basketball Box Score -- Game Totals -- Final Statistics
 Alabama A&M vs Auburn
 12-28-10 6 p.m. at Auburn, Ala. -- Auburn Arena

VISITORS: Alabama A&M (4-6)

#	Player	fg	fga	3fg	3fga	ft	fta	of	de	tot	pf	tp	a	to	blk	s	min
34	MILLER, Shaurice*	1-2	0-0	0-0	0-0	0	0	2	2	1	2	0	3	0	0	18	
55	ROBERTSON, NaDra*	1-1	0-0	0-0	0-0	0	0	0	0	1	2	1	0	0	0	9	
05	STRICKLAND, Britney*	3-8	0-2	2-3	1	2	3	1	8	2	5	0	1	24			
14	WATKINS, Nesfayia*	1-3	0-0	0-0	1	2	3	3	2	0	0	0	2	16			
23	TOBAR, Whiquitta*	1-10	0-2	6-9	0	5	5	3	8	3	9	0	3	30			
03	STRICKLAND, Alyssa	1-4	0-1	1-2	1	0	1	1	3	1	1	0	1	20			
20	STOVER, Chasity	1-3	0-0	0-0	0	1	1	1	2	1	4	0	0	16			
22	MARSHALL, Chelsea	0-2	0-1	0-0	0	1	1	0	0	0	0	0	0	12			
24	SANDERS, Jasmine	0-1	0-0	0-0	0	1	1	0	0	1	0	0	1	0	4		
25	O'NEAL, Danielle	0-2	0-0	0-0	1	2	1	0	0	0	6	0	1	13			
32	MOORE, Clarissa	1-4	0-1	2-2	1	2	4	0	4	0	0	0	0	12			
33	WILLIAMS, Gabrielle	5-12	0-0	4-5	4	0	4	3	14	1	0	0	1	23			
50	BRANTLEY, Renee	0-0	0-0	0-0	0	1	1	0	0	0	0	0	0	3			
TEAM		3 2 5															
Totals.....		15-52	0-7	15-21	12	19	31	17	45	9	29	1	9	200			

Game 13: Dec. 30, 2010
Auburn 79, Jacksonville State 60
Auburn Arena
Auburn, Ala.

Official Basketball Box Score -- Game Totals -- Final Statistics
 Jacksonville State vs Auburn
 12-30-10 6 p.m. at Auburn, Ala. -- Auburn Arena

VISITORS: Jacksonville State (4-9)

#	Player	rebounds										pf	tp	a	to	blk	s	min
		fg	fga	3fg	3fga	ft	fta	of	de	tot	pf							
20	MANNING, Brittany*	3-11	0-3	2-2	2	2	4	2	8	0	6	1	0	35				
44	VAUGHN, Danielle*	4-9	0-0	2-3	7	6	13	2	10	1	3	0	1	35				
25	WILEY, Brittany*	8-15	4-6	0-0	1	6	7	0	20	1	2	0	3	39				
02	BENEBY, Danielle*	1-8	0-2	0-0	0	3	3	1	2	4	1	0	1	38				
10	PITTS, Zenobia*	6-14	2-5	0-0	2	0	2	1	14	2	4	0	2	31				
03	MCCARTHY, Amanda	1-1	0-0	0-0	0	0	0	1	2	0	0	0	0	7				
11	BROWN, Ariel	0-0	0-0	0-0	0	0	0	0	0	0	0	1	0	0	1			
14	LANE, Destiny	1-4	0-3	0-0	0	0	0	0	2	0	2	0	0	9				
21	HILL, JaDechia	0-0	0-0	0-0	0	1	1	0	0	0	0	0	0	2				
23	CARMINE, Candice	1-3	0-0	0-0	0	1	1	2	2	0	0	0	0	3				
TEAM		3 1 4																
Totals.....		25-65	6-19	4-5	15	20	35	12	60	8	19	1	7	200				

HOME: Auburn (7-6)

#	Player	rebounds										pf	tp	a	to	blk	s	min
		fg	fga	3fg	3fga	ft	fta	of	de	tot	pf							
14	Alverson, Blanche*	7-15	3-8	0-0	2	6	8	0	17	0	1	2	1	26				
21	Greenleaf, Jordan*	7-12	0-0	1-1	3	3	6	2	15	1	0	1	2	24				
01	Toles, Morgan*	5-6	0-0	0-0	1	1	2	1	10	10	1	0	1	31				
04	Simmons, Parrisha*	1-3	0-0	0-0	1	2	2	2	2	1	1	1	1	16				
05	Smalley, Alli*	5-12	1-6	0-0	0	2	2	11	5	1	0	4	31					
02	Jennings, Morgan	0-1	0-0	0-0	0	1	1	1	0	2	0	0	0	8				
11	Strain, Courtney	0-1	0-0	0-0	0	0	0	1	0	0	1	0	1	3				
23	Hilliard, Chantel	2-3	0-0	0-0	2	2	4	0	4	0	2	0	1	13				
25	Williams, Jassany	2-4	0-0	3-4	3	5	8	2	7	1	4	2	1	20				
32	Tanner, Tyrese	4-8	0-1	3-4	0	4	4	3	11	2	3	1	1	19				
34	Davis, Peyton	1-2	0-0	0-0	0	0	0	0	2	0	1	0	1	9				
TEAM		1 1																
Totals.....		34-67	4-15	7-9	13	25	38	12	79	23	15	7	14	200				

Officials: Charlie Hust (R), Troy Winders (U1), Reid Brackett (U2)

Technical fouls: Jacksonville State-None. Auburn-None.

Attendance: 1965

Score by Periods	1st	2nd	Total
Jacksonville State	29	31	60
Auburn	34	45	79

AUBURN - Five players scored in double figures, led by a career-high 17 from Blanche Alverson, as the Auburn women's basketball team cruised by with the 79-60 win over in-state rival Jacksonville State Dec. 30 at Auburn Arena. Sophomore point guard Morgan Toles recorded the first double-double of her career in the win with 10 points and 10 assists.

After leading by just five points at the half, the Tigers came out on a 26-9 tear to start the second half and put the game away. Inside that start was a 14-0 Auburn run that included a pair of 3-pointers from Alverson.

Alverson coupled her career-high 17 points with a career-high eight rebounds. She also tallied two blocks and a steal in the win.

Senior Jordan Greenleaf was right behind Alverson with 15 points and six rebounds. Alli Smalley and Tyrese Tanner scored 11 points each while Toles added her 10. Freshman Jassany Williams led Auburn in rebounding along with Alverson, pulling down a career-high eight with her seven points.

Toles' double-double marked the first points-assists double-double for an Auburn player since Whitney Boddie had 15 points and 10 assists vs. Ole Miss in the 2009 SEC Tournament.

The Tigers used their defense to get the win, forcing 19 Gamecock turnovers and turning them into 24 points on the other end. Auburn also snagged 14 steals in the game, led by Smalley's four.

Game 14: Jan. 2, 2011
Auburn 66, Alabama 55
Coleman Coliseum
Tuscaloosa, Ala.

Official Basketball Box Score -- Game Totals -- Final Statistics
 Auburn vs Alabama
 01-02-11 2 p.m. at Tuscaloosa, Ala. (Coleman Coliseum)

VISITORS: Auburn (8-6, 1-0 SEC)

#	Player	rebounds										pf	tp	a	to	blk	s	min
		fg	fga	3fg	3fga	ft	fta	of	de	tot	pf							
01	Toles, Morgan*	4-8	1-1	0-0	0	3	3	2	9	5	1	0	0	38				
04	Simmons, Parrisha*	0-0	0-0	1-2	0	4	4	2	1	0	1	0	0	14				
05	Smalley, Alli*	5-8	2-3	0-0	0	2	2	0	12	1	3	0	3	37				
14	Alverson, Blanche*	3-12	0-5	0-0	2	7	9	2	6	2	5	3	1	36				
21	Greenleaf, Jordan*	8-16	0-0	3-4	4	5	9	3	19	3	4	1	0	32				
02	Jennings, Morgan	0-0	0-0	0-0	0	1	1	0	0	0	0	0	0	3				
23	Hilliard, Chantel	1-1	0-0	0-0	0	2	2	0	2	0	3	0	0	4				
25	Williams, Jassany	1-3	0-0	0-2	0	2	2	1	2	0	0	0	0	10				
32	Tanner, Tyrese	5-11	0-1	5-6	2	4	6	3	15	0	2	1	0	26				
TEAM		3 4 7										2						
Totals.....		27-59	3-10	9-14	11	34	45	13	66	11	21	5	4	200				

HOME: Alabama (11-3, 0-1 SEC)

#	Player	rebounds										pf	tp	a	to	blk	s	min
		fg	fga	3fg	3fga	ft	fta	of	de	tot	pf							
10	King, LaToya*	0-1	0-0	0-0	0	1	1	2	0	3	4	0	1	24				
21	Jenkins, Tierney*	12-21	0-0	7-10	9	6	15	2	31	1	0	1	5	38				
23	Russell, Ericka*	0-14	0-9	0-0	2	1	3	2	0	2	2	0	0	34				
31	Hancock, Katie*	0-3	0-1	3-4	3	0	3	1	3	2	1	0	0	16				
40	Horn, Kaneisha*	3-8	0-0	2-2	1	10	11	5	8	0	3	1	2	31				
03	Robinson, Jasmine	0-11	0-3	0-0	0	0	0	0	0	0	3	0	0	22				
05	Farmer, Caliscia	1-2	0-0	0-0	0	0	0	1	2	0	0	0	0	3				
12	Myers, Shafontaye	3-7	3-7	0-0	0	1	1	9	0	0	0	0	0	9				
20	Raffington, Varisia	0-1	0-0	0-0	0	1	1	1	0	0	0	0	0	5				
22	Lee, Kristin	0-0	0-0	0-0	1	0	1	0	0	1	3	0	0	9				
30	McCoy, Carmen	0-0	0-0	0-0	0	1	1	0	0	0	0	0	0	1				
32	MITCHEM, Alicia	1-3	0-0	0-0	1	2	3	0	2	0	1	0	0	8				
TEAM		2 2																
Totals.....		20-71	3-20	12-16	19	23	42	15	55	12	14	2	8	200				

Officials: Dee Kantner, Joe Cunningham, Ed Sidlasky

Technical fouls: Auburn-None. Alabama-None.

Attendance: 2906

Score by Periods	1st	2nd	Total
Auburn	28	38	66
Alabama	25	30	55

TUSCALOOSA, Ala. - The Tigers held Alabama without a field goal for more than 10 minutes in the second half, building up an 18-point lead that would help the Auburn women's basketball team hold on for the 66-55 win against the Crimson Tide in the teams' Southeastern Conference opener.

Senior Jordan Greenleaf scored a career-high 19 points along with nine rebounds in the win. Freshman Tyrese Tanner tied her career high with 15 points, scoring Auburn's final four points at the free throw line to preserve the win.

The teams traded the lead in the first half with neither team leading by more than four points. After Alabama's Tierney Jenkins hit a free throw to tie the game with 10 seconds left in the first half, but Auburn found senior Alli Smalley open for a 3-pointer as the buzzer sounded for a 28-25 halftime lead.

The Tigers were able to build their lead to seven early in the second half when a Jenkins jumper cut it to five with 17:04 remaining. That would be the last field goal for the Crimson Tide for more than 10 minutes as Auburn rallied off an 18-7 run for a 53-39 lead with 6:32 remaining. The Tigers led by as many as 18 points during the run.

Alabama would come back, cutting the Auburn lead to as few as six points with 1:20 left in the game. But, a 3-pointer with 47 seconds left as the shot clock was running out from Toles and four free throws from Tanner sealed the 66-55 Tiger win.

Game 15: Jan. 6, 2011
Auburn 73, Florida 56
Auburn Arena
Auburn, Ala.

Official Basketball Box Score -- Game Totals -- Final Statistics
 Florida vs Auburn
 01-06-11 6 p.m. at Auburn, Ala. -- Auburn Arena

VISITORS: Florida (11-5, 1-1 SEC)

#	Player	rebounds										pf	tp	a	to	blk	s	min	
		fg	fga	3fg	3fga	ft	fta	of	de	tot	pf								
14	Madu,Ndidi*	3-6	0-0	0-0	1-1	0	1	0	1	3	6	2	3	0	0	22			
13	Stewart,Azania*	3-6	0-0	1-1	3	2	5	4	7	0	2	1	0	19					
03	Bartley,Lanita*	1-4	0-1	3-4	2	0	2	4	5	2	2	0	2	22					
10	Bonds,Jaterro*	3-9	1-4	2-2	1	1	2	2	9	4	4	0	1	34					
33	Jones,Jordan*	3-8	2-4	0-0	0	2	2	1	8	0	0	0	0	3	31				
12	Allen,Deana	2-5	2-2	1-3	0	1	1	1	7	2	1	0	2	19					
23	Shine,Brittany	1-4	0-0	0-0	0	1	1	1	2	1	1	0	1	13					
24	Young,Deoundra	1-3	0-0	0-0	0	3	3	1	2	2	0	0	0	0	21				
31	Svette,Lily	0-0	0-0	0-0	0	0	0	1	0	0	0	0	0	0	2				
32	George,Jennifer	5-8	0-0	0-0	2	2	4	3	10	0	4	0	1	17					
TEAM		1 3 4																	
Totals,.....		22-53	5-11	7-10	10	15	25	21	56	13	17	1	10	200					

Game 16: Jan. 9, 2011
Auburn 59, Vanderbilt 67
Memorial Gymnasium
Nashville, Tenn.

Official Basketball Box Score -- Game Totals -- Final Statistics

Auburn vs Vanderbilt

01-09-11 2 p.m. at Nashville, Tenn. (Memorial Gym)

VISITORS: Auburn (9-7, 2-1 SEC)

#	Player	rebounds										pf	tp	a	to	blk	s	min
		fg	ft	ft	ft	ft	ft	ft	ft	ft	ft							
14	Alverson, Blanche*	5-11	1-6	1-2	1	2	3	2	12	0	1	0	1	0	1	0	1	31
21	Greenleaf, Jordan*	3-8	0-0	2-2	3	2	5	5	8	1	2	0	2	3	3	0	2	33
01	Toles, Morgan*	3-10	0-0	0-0	1	1	2	2	6	7	4	0	1	2	6	0	1	26
04	Simmons, Parrisha*	1-2	0-0	0-0	3	1	4	1	2	1	0	0	0	13	0	0	0	13
05	Smalley, Alli*	3-11	2-6	2-2	1	1	2	4	10	0	3	0	3	3	0	0	3	30
02	Jennings, Morgan	1-3	0-0	0-0	0	2	2	0	2	2	1	0	2	13	0	0	2	13
23	Hilliard, Chantel	2-4	0-0	1-3	2	2	4	1	5	0	2	0	2	0	13	0	0	13
25	Williams, Jassany	2-3	0-0	0-0	1	0	1	0	4	0	1	0	0	10	0	0	10	10
32	Tanner, Tyrese	1-7	0-2	2-2	0	1	1	1	4	1	2	2	0	16	0	0	16	16
34	Davis, Peyton	2-4	0-0	2-2	5	2	7	3	6	1	0	1	0	2	15	0	1	25
TEAM		3 2 5										1						
Totals.....		23-63	3-14	10-13	20	16	36	19	59	13	17	3	11	200				

HOME: Vanderbilt (11-5, 2-1 SEC)

#	Player	rebounds										pf	tp	a	to	blk	s	min
		fg	ft	ft	ft	ft	ft	ft	ft	ft	ft							
12	COLEMAN, Jordan*	0-0	0-0	0-0	1	2	3	3	0	0	1	0	2	11	0	0	2	11
15	TUOMI, Hannah*	8-14	0-0	6-6	4	1	5	4	22	0	1	1	0	35	0	0	1	35
11	LISTER, Jasmine*	4-10	0-3	0-0	2	4	6	2	8	6	3	0	0	36	0	0	0	36
22	RHOADS, Jence*	6-13	0-0	4-7	4	4	8	4	16	3	6	0	1	29	0	0	1	29
32	SMITH, Gabby*	1-1	1-1	0-0	0	1	1	0	3	3	2	0	1	22	0	0	1	22
04	PULEQ, Angela	3-7	2-5	0-0	0	2	2	0	8	1	3	0	0	33	0	0	0	33
21	HOLZER, Stephanie	4-5	0-0	1-3	1	7	8	4	9	0	3	2	4	26	0	0	0	26
30	BROWN, Elan	0-0	0-0	0-0	0	0	0	0	0	0	0	0	0	3	0	0	0	3
34	CLARKE, Tiffany	0-0	0-0	1-2	0	2	2	1	1	1	0	2	0	5	0	0	0	5
TEAM		1 1										1						
Totals.....		26-50	3-9	12-18	13	23	36	18	67	14	20	5	8	200				

Officials: Tina Napier, Wesley Dean, Roy Gulbeyan

Technical fouls: Auburn-None. Vanderbilt-None.

Attendance: 4146

Score by Periods	1st	2nd	Total
Auburn	22	37	59
Vanderbilt	29	38	67

NASHVILLE - Auburn battled from behind to tie Vanderbilt, 33-33, early in the second half, but a 17-4 Commodore run stifled a Tiger comeback as Vanderbilt went on to take the 67-59 victory on Jan. 9.

Sophomore Blanche Alverson led Auburn with 12 points, including six straight to tie the game in the first five minutes of the second half. Senior Alli Smalley followed with 10 while freshman Peyton Davis led the Tigers in rebounding with seven boards along with her six points.

Vanderbilt took an early 10-2 lead in the game, but Auburn bounced back and trailed by just two points, 24-22, with a minute left in the first half. The Commodores didn't slow down in the final minute, scoring seven points on a Gabby Smith 3-pointer and a Hannah Tuomi jumper to take a 29-22 lead into the lockerroom.

Down seven to start the second half, it was Alverson that led the Auburn charge as she scored six points in an 11-4 Tiger run that tied the game at 33-33. Vanderbilt came back, though, with a 17-4 run that made use of six Tiger turnovers to build its lead to 13 at 50-37.

Vanderbilt would go on to lead by as many as 17 points before Auburn mounted its final push. After the Commodores took a 57-40, Auburn answered by out-scoring VU 22-17 in the final 9:07, cutting the lead to as few as five points with a minute left in the game.

Tuomi led Vanderbilt with 22 points, followed by Jence Rhoads with 16 and Stephanie Holzer with nine. Holzer and Rhoads also led the Commodores in rebounding with a game-highs of eight.

Game 17: Jan. 13, 2011
Auburn 85, Ole Miss 73
Auburn Arena
Auburn, Ala.

Official Basketball Box Score -- Game Totals -- Final Statistics

Ole Miss vs Auburn

01-13-11 6 p.m. at Auburn, Ala. -- Auburn Arena

VISITORS: Ole Miss (8-7, 1-2 SEC)

#	Player	fg-fga	3fg-fga	ft-fa	of	de	tot	pf	tp	a	to	blk	s	min
22	Byrd, Nikki*	1-3	0-1	0-0	0	3	3	1	2	0	1	1	0	15
25	Marbra, Courtney*	3-7	0-0	2-4	3	0	3	2	8	0	1	0	1	30
03	McFarland, Valencia*	2-7	0-2	2-2	0	3	3	2	6	10	4	0	2	36
20	Melson, Kayla*	11-16	0-0	7-8	1	1	2	3	29	4	4	0	1	40
23	Laws, LaTasha*	0-2	0-0	1-2	1	1	2	1	1	1	3	0	1	14
01	Nelson, Shae	7-9	7-9	0-0	0	3	3	21	0	1	0	0	0	30
05	Trotter, Jasmine	0-0	0-0	0-0	0	0	0	0	0	0	0	0	0	1
11	Jenkins, Kenya	0-0	0-0	0-0	0	0	0	0	0	0	0	0	0	1
14	McFerrin, Maggie	0-0	0-0	0-0	0	0	0	0	0	0	0	0	0	2
15	Hope, Pa'Sonna	3-6	0-0	0-0	1	3	4	5	6	0	4	0	1	27
42	Slusher, Tori	0-1	0-1	0-0	0	0	0	0	0	0	0	0	0	4
TM		2 2 4												
Totals.....		27-51	7-13	12-16	8	16	24	17	73	15	18	1	6	200

HOME: Auburn (10-7, 3-1 SEC)

#	Player	rebounds										pf	tp	a	to	blk	s	min
		fg	ft	ft	ft	ft	ft	ft	ft	ft	ft							
14	Alverson, Blanche*	11-17	5-8	0-0	1	3	4	1	27	1	0	0	3	34	0	0	0	34
21	Greenleaf, Jordan*	5-7	0-0	5-7	1	2	3	1	15	3	0	0	4	33	0	0	0	33
01	Toles, Morgan*	5-9	0-0	2-2	0	5	5	1	12	8	2	0	0	31	0	0	0	31
04	Simmons, Parrisha*	1-6	0-0	1-4	6	1	7	2	3	3	1	0	1	21	0	0	0	21
05	Smalley, Alli*	2-7	2-5	0-0	1	4	5	3	6	3	3	1	0	26	0	0	0	26
02	Jennings, Morgan	2-5	0-0	0-0	0	0	0	0	4	1	1	0	0	10	0	0	0	10
11	Strain, Courtney	2-4	0-2	1-2	1	0	1	1	5	0	0	0	0	7	0	0	0	7
22	Glymph, Camille	1-2	0-1	2-2	0	0	0	2	4	0	1	0	1	7	0	0	0	7
23	Hilliard, Chantel	1-2	0-0	2-2	1	0	1	0	4	0	0	0	1	9	0	0	0	9
25	Williams, Jassany	0-1	0-0	2-2	3	0	3	2	0	3	1	3	1	3	14	0	0	14
32	Tanner, Tyrese	1-2	0-1	1-2	2	1	3	1	3	1	1	0	0	8	0	0	0	8
TEAM		2 2																
Totals.....		31-62	7-17	16-23	16	18	34	15	85	20	12	2	13	200				

Officials: Scott Yarbrough, Bonita Spence, Metta Roberts

Technical fouls: Ole Miss-None. Auburn-None.

Attendance: 2277

Score by Periods	1st	2nd	Total
Ole Miss	33	40	73
Auburn	36	49	85

AUBURN - Blanche Alverson's career-high 27 points carried Auburn to its 10th win of the season as the Tigers defeated Ole Miss, 85-73, Jan. 13 at the Auburn Arena. The sophomore shot 11-for-17 from the floor, including a career-high five 3-pointers.

The Tigers started out slow in the opening half as Ole Miss capitalized off of eight Auburn turnovers, leading to 12 of the Rebels 33 first-half points. Down one with 3:18 to play, an Alverson jumper gave the Tigers momentum and Auburn outscored Ole Miss 6-2 in the remainder of the half to take a three-point lead going into the locker room.

After trailing by as many as seven points in the first half, the Tigers closed out the period on a 21-11 run. Alverson's hot hand carried the Tigers through the first 20 minutes, as she went 7-for-11 from the floor with two 3-pointers and 16 total points.

Ole Miss would never lead again as Auburn opened the second half on a 13-3 run to take a 13-point lead less than four minutes into the half. The Tigers would go on to lead by as many as 15 points, but was never able to pull away as Ole Miss' Kayla Melson scored 21 of her game-high 29 points in the second half to keep the Rebels around.

Morgan Toles had eight assists and went 5-for-9 from the floor for 12 points, adding five rebounds. Jordan Greenleaf added 15 points with three assists and four steals. Junior Parrisha Simmons led the Tigers in rebounding with a game-high seven.

Game 18: Jan. 16, 2011
Auburn 65, LSU 53
Auburn Arena
Auburn, Ala.

Official Basketball Box Score -- Game Totals -- Final Statistics

LSU vs Auburn

01-16-11 2 p.m. at Auburn, Ala. -- Auburn Arena

VISITORS: LSU (12-7, 2-3 SEC)

#	Player	fg	ftg	ft	ft	of	de	tot	pf	tp	a	to	blk	s	min
35	TURNBOW, Taylor*	1-5	0-0	0-0	2	0	2	0	2	0	0	0	0	1	18
55	BARRETT, LaSondra*	2-6	0-0	5-6	1	7	8	0	9	0	2	0	0	0	21
01	GRAHAM, Katherine*	3-6	0-0	2-2	0	3	3	1	8	3	3	0	0	0	23
10	WEBB, Adrienne*	4-7	1-3	2-2	0	3	3	2	11	0	3	0	0	0	31
20	HUGHES, Destini*	1-4	0-2	1-3	0	5	5	1	3	2	2	0	0	0	23
05	KENNEY, Jeanne	2-8	1-6	0-0	0	2	2	3	5	3	1	0	1	0	23
15	LUTLEY, Bianca	2-4	0-0	0-0	0	0	0	1	4	1	4	0	0	0	17
22	JONES, Courtney	1-7	0-1	0-0	3	1	4	0	2	2	2	1	1	2	22
23	McKINNEY, Shanee	0-0	0-0	0-0	0	2	2	1	0	0	1	1	0	0	6
24	PLAISANCE, Theresa	3-3	1-1	0-0	0	2	2	0	7	0	0	0	0	0	5
25	BLACK, Swayze	0-2	0-0	2-3	1	2	3	2	2	0	2	0	0	0	11
	TEAM				2	1	3								
Totals.....		19-52	3-13	12-16	9	28	37	11	53	11	20	2	3	200	

Game 19: Jan. 20, 2011
Auburn 45, Mississippi State 41
Humphrey Coliseum
Starkville, Miss.

Official Basketball Box Score -- Game Totals -- Final Statistics

Auburn vs Mississippi State

01-20-11 7 p.m. at Starkville, Miss. (Humphrey Coliseum)

VISITORS: Auburn (12-7, 5-1 SEC)

#	Player	fg-fga	3fg-fga	ft-fa	of	de	tot	pf	tp	a	to	blk	s	min
14	Alverson, Blanche*	3-10	2-6	3-4	0	2	2	2	11	0	2	1	0	33
21	Greenleaf, Jordan*	2-9	0-0	0-2	6	4	10	2	4	3	3	2	2	36
01	Tales, Morgan*	4-12	0-0	0-1	0	5	5	0	8	3	2	0	2	33
04	Simmons, Parrisha*	0-0	0-0	0-2	0	3	3	1	0	0	2	0	0	10
05	Smalley, Alli*	4-8	1-2	2-2	1	4	5	1	11	5	5	0	4	37
02	Jennings, Morgan	0-1	0-0	0-0	1	0	1	0	0	0	0	0	0	7
23	Hilliard, Chantel	3-5	0-0	1-2	2	4	6	3	7	0	1	1	0	27
25	Williams, Jassany	1-2	0-0	0-0	0	1	1	1	2	0	0	1	0	5
32	Tanner, Tyrese	0-3	0-0	0-0	0	0	0	0	0	0	0	0	0	9
34	Davis, Peyton	0-0	0-0	2-2	0	0	0	0	2	0	1	0	0	2
35	Glymph, Camille	0-0	0-0	0-0	0	0	0	0	0	0	1	0	0	1
TEAM					1	1	2							
Totals.....		17-50	3-8	8-15	11	24	35	10	45	11	17	5	8	200

HOME: Mississippi State (8-9, 0-5 SEC)

#	Player	fg-fga	3fg-fga	ft-fa	of	de	tot	pf	tp	a	to	blk	s	min
25	Ashley Brown*	1-6	0-0	1-2	7	8	15	1	3	0	2	1	3	35
33	Mary Kathryn Govers*	1-9	0-2	0-0	1	2	3	4	2	1	2	0	1	28
03	Diamber Johnson*	3-13	0-6	0-0	0	0	0	2	6	3	7	0	0	33
04	Porsha Porter*	5-12	0-3	0-0	4	4	8	2	10	0	1	0	1	30
34	Catrina Bett*	7-16	0-0	1-3	1	7	8	1	15	0	3	3	1	37
01	Danielle Rector	0-1	0-0	0-0	0	1	1	0	0	0	0	0	0	3
02	Darriel Gaynor	2-5	1-3	0-0	4	0	4	3	5	3	4	0	0	22
11	Katia May	0-0	0-0	0-0	0	0	0	0	0	0	0	0	0	6
15	Brittany Young	0-0	0-0	0-0	0	0	0	0	0	0	0	0	0	7
TEAM					3	4	7				1			
Totals.....		19-62	1-14	2-5	20	26	46	13	41	7	20	4	6	200

Officials: Denise Brooks, Lawson Newton, Jules Gallien

Technical fouls: Auburn-None. Mississippi State-None.

Attendance: 850

Score by Periods	1st	2nd	Total
Auburn	16	29	45
Mississippi State	22	19	41

STARKVILLE, Miss. - After trailing by six points at the half, Auburn's second-half defense kept the Tigers in the game as they defeated Mississippi State, 45-41, in Starkville, Miss., on Jan. 20. The win marked Auburn's fifth conference win of the season, tying last season's SEC total.

Alli Smalley and Blanche Alverson led the Tigers with 11 points each in the win. Jordan Greenleaf led the Auburn rebounding effort with 10.

The Tigers struggled offensively throughout the night, especially in the first half as they went into the locker room down six, having scored just 16 points on 6-of-29 shooting from the floor.

The Tigers caught a spark in the second half and relied on defense to get the job done. Auburn held Mississippi State to just two field goals in the last 7:35 of the game, both coming with less than 20 seconds left.

Smalley found a rhythm in the second half and was able to score 11 points for the Tigers, in addition to five rebounds, five assists and four steals. Mississippi native Chantel Hilliard also stepped up in the second half, scoring four of her seven points off the bench in the period. She also finished the game with six rebounds and a blocked shot.

Leading by just two points with less than 30 seconds left in the game, Smalley pulled up on the right side of the floor for her lone 3-pointer of the night, giving the Tigers a 42-37 lead. A pair of Smalley rebounds on the other end of the floor helped secure the win.

Home Statistics

RECORD:	OVERALL	HOME	AWAY	NEUTRAL
ALL GAMES	7-3	7-3	0-0	0-0
CONFERENCE	3-0	3-0	0-0	0-0
NON-CONFERENCE	4-3	4-3	0-0	0-0

#	Player	gp-gs	min	avg	Total		3-Point		F-Throw		Rebounds								pts	avg		
					fg-fga	fg%	3fg-fga	3fg%	ft-fa	ft%	off	def	tot	avg	pf	dq	a	to			blk	stl
14	Alverson, Blanche	10-10	278	27.8	53-110	.482	25-62	.403	4-6	.667	11	37	48	4.8	15	0	14	12	8	13	135	13.5
21	Greenleaf, Jordan	10-10	321	32.1	49-92	.533	1-5	.200	28-38	.737	38	38	76	7.6	21	0	17	18	13	21	127	12.7
05	Smalley, Alli	10-10	285	28.5	43-114	.377	13-40	.325	21-30	.700	5	29	34	3.4	21	0	24	25	3	17	120	12.0
01	Toles, Morgan	10-8	290	29.0	39-82	.476	0-0	.000	9-19	.474	10	28	38	3.8	11	0	64	19	1	12	87	8.7
23	Hilliard, Chantel	10-0	137	13.7	22-41	.537	0-0	.000	19-22	.864	11	17	28	2.8	13	0	2	11	3	5	63	6.3
25	Williams, Jassany	10-0	157	15.7	15-39	.385	0-0	.000	18-26	.692	19	21	40	4.0	19	1	1	17	7	12	48	4.8
32	Tanner, Tyrese	10-2	115	11.5	16-39	.410	4-13	.308	8-12	.667	10	15	25	2.5	17	0	10	15	8	8	44	4.4
02	Jennings, Morgan	10-2	136	13.6	12-31	.387	0-0	.000	11-15	.733	6	9	15	1.5	10	0	10	12	2	11	35	3.5
04	Simmons, Parrisha	10-8	155	15.5	9-31	.290	0-0	.000	15-27	.556	21	9	30	3.0	11	0	15	9	1	10	33	3.3
34	Davis, Peyton	6-0	33	5.5	4-11	.364	0-0	.000	4-5	.800	1	1	2	0.3	8	0	1	1	1	1	12	2.0
22	Glymph, Camille	2-0	13	6.5	1-4	.250	0-2	.000	2-2	1.000	0	0	0	0.0	2	0	1	1	0	1	4	2.0
20	West, Pascale	5-0	23	4.6	3-4	.750	0-0	.000	0-0	.000	0	1	1	0.2	6	0	1	4	0	0	6	1.2
11	Strain, Courtney	9-0	57	6.3	4-20	.200	1-4	.250	1-2	.500	2	3	5	0.6	4	0	1	5	0	2	10	1.1
Team											13	22	35					1				
Total.....		10	2000		270-618	.437	44-126	.349	140-204	.686	147	230	377	37.7	158	1	161	150	47	113	724	72.4
Opponents.....		10	2000		231-560	.413	54-152	.355	106-145	.731	119	227	346	34.6	174	-	112	199	21	66	622	62.2

TEAM STATISTICS	AU	OPP	Date	Opponent	Score	Att.
SCORING	724	622	11-12-10	MERCER	w 79-61	2459
Points per game	72.4	62.2	11-15-10	FLORIDA STATE	L 61-67	2176
Scoring margin	+10.2	-	11-18-10	DUKE	L 62-75	3188
FIELD GOALS-ATT	270-618	231-560	12-02-10	SOUTH ALABAMA	w 75-70	2006
Field goal pct	.437	.413	12-04-10	TEMPLE	L 61-62	3206
3 POINT FG-ATT	44-126	54-152	12-28-10	ALABAMA A&M	w 84-45	2039
3-point FG pct	.349	.355	12-30-10	JACKSONVILLE STATE	w 79-60	1965
3-pt FG made per game	4.4	5.4	* 01-06-11	FLORIDA	w 73-56	1981
FREE THROWS-ATT	140-204	106-145	* 01-13-11	OLE MISS	w 85-73	2277
Free throw pct	.686	.731	* 01-16-11	LSU	w 65-53	3088
F-Throws made per game	14.0	10.6				
REBOUNDS	377	346				
Rebounds per game	37.7	34.6				
Rebounding margin	+3.1	-				
ASSISTS	161	112				
Assists per game	16.1	11.2				
TURNOVERS	150	199				
Turnovers per game	15.0	19.9				
Turnover margin	+4.9	-				
Assist/turnover ratio	1.1	0.6				
STEALS	113	66				
Steals per game	11.3	6.6				
BLOCKS	47	21				
Blocks per game	4.7	2.1				
ATTENDANCE	24385	0				
Home games-Avg/Game	10-2438	0-0				
Neutral site-Avg/Game	-	0-0				

* = Southeastern Conference game

- Junkanoo Jam (Freeport, Bahamas)

! - Boilermaker Blockbuster (Conseco Fieldhouse, Indianapolis, Ind.)

Score by Periods	1st	2nd	Totals
Auburn	347	377	724
Opponents	281	341	622

SEC Statistics

RECORD:	OVERALL	HOME	AWAY	NEUTRAL
ALL GAMES	5-1	3-0	2-1	0-0
CONFERENCE	5-1	3-0	2-1	0-0
NON-CONFERENCE	0-0	0-0	0-0	0-0

#	Player	gp-gs	min	avg	Total		3-Point		F-Throw		Rebounds				pf	dq	a	to	blk	stl	pts	avg
					fg-fga	fg%	3fg-fga	3fg%	ft-fga	ft%	off	def	tot	avg								
14	Alverson, Blanche	6-6	187	31.2	32-74	.432	12-36	.333	4-6	.667	6	22	28	4.7	12	0	4	11	6	11	80	13.3
21	Greenleaf, Jordan	6-6	203	33.8	28-56	.500	0-0	.000	13-19	.684	21	20	41	6.8	15	1	14	13	5	10	69	11.5
05	Smalley, Alli	6-6	193	32.2	22-49	.449	9-19	.474	6-8	.750	4	19	23	3.8	12	0	15	19	1	14	59	9.8
01	Toles, Morgan	6-6	191	31.8	23-55	.418	1-1	1.000	3-7	.429	3	21	24	4.0	6	0	36	14	1	5	50	8.3
23	Hilliard, Chantel	6-0	86	14.3	13-24	.542	0-0	.000	12-17	.706	8	11	19	3.2	7	0	0	9	2	1	38	6.3
32	Tanner, Tyrese	6-0	87	14.5	13-33	.394	1-5	.200	10-12	.833	6	8	14	2.3	8	0	6	7	6	2	37	6.2
34	Davis, Peyton	3-0	22	7.3	3-6	.500	0-0	.000	5-5	1.000	5	2	7	2.3	5	0	1	1	1	2	11	3.7
25	Williams, Jassany	6-0	63	10.5	5-11	.455	0-0	.000	7-10	.700	4	11	15	2.5	6	0	0	5	2	5	17	2.8
04	Simmons, Parrisha	6-6	92	15.3	5-14	.357	0-0	.000	5-12	.417	10	11	21	3.5	8	0	7	5	0	1	15	2.5
11	Strain, Courtney	2-0	10	5.0	2-4	.500	0-2	.000	1-2	.500	1	0	1	0.5	1	0	0	1	0	0	5	2.5
02	Jennings, Morgan	6-0	50	8.3	3-14	.214	0-0	.000	2-2	1.000	1	3	4	0.7	1	0	3	4	0	3	8	1.3
22	Glymph, Camille	3-0	14	4.7	1-4	.250	0-2	.000	2-2	1.000	0	0	0	0.0	2	0	1	2	0	1	4	1.3
20	West, Pascale	1-0	2	2.0	0-0	.000	0-0	.000	0-0	.000	0	0	0	0.0	1	0	0	0	0	0	0	0.0
Team											8	14	22					3				
Total.....		6	1200		150-344	.436	23-65	.354	70-102	.686	77	142	219	36.5	84	1	87	94	24	55	393	65.5
Opponents.....		6	1200		133-339	.392	22-80	.275	57-81	.704	79	131	210	35.0	95	2	72	109	15	41	345	57.5

TEAM STATISTICS	AU	OPP	Date	Opponent	Score	Att.
SCORING	393	345	* 01-02-11	at Alabama	w 66-55	2906
Points per game	65.5	57.5	* 01-06-11	FLORIDA	w 73-56	1981
Scoring margin	+8.0	-	* 01-09-11	at Vanderbilt	L 59-67	4146
FIELD GOALS-ATT	150-344	133-339	* 01-13-11	OLE MISS	w 85-73	2277
Field goal pct	.436	.392	* 01-16-11	LSU	w 65-53	3088
3 POINT FG-ATT	23-65	22-80	* 01-20-11	at Mississippi State	w 45-41	850
3-point FG pct	.354	.275				
3-pt FG made per game	3.8	3.7				
FREE THROWS-ATT	70-102	57-81				
Free throw pct	.686	.704				
F-Throws made per game	11.7	9.5				
REBOUNDS	219	210				
Rebounds per game	36.5	35.0				
Rebounding margin	+1.5	-				
ASSISTS	87	72				
Assists per game	14.5	12.0				
TURNOVERS	94	109				
Turnovers per game	15.7	18.2				
Turnover margin	+2.5	-				
Assist/turnover ratio	0.9	0.7				
STEALS	55	41				
Steals per game	9.2	6.8				
BLOCKS	24	15				
Blocks per game	4.0	2.5				
ATTENDANCE	7346	7902				
Home games-Avg/Game	3-2449	3-2634				
Neutral site-Avg/Game	-	0-0				

* - Southeastern Conference game

- Junkanoo Jam (Freeport, Bahamas)

! - Boilermaker Blockbuster (Conseco Fieldhouse, Indianapolis, Ind.)

Score by Periods	1st	2nd	Totals
Auburn	162	231	393
Opponents	163	182	345

Season Statistics

RECORD:	OVERALL	HOME	AWAY	NEUTRAL
ALL GAMES	12-7	7-3	4-2	1-2
CONFERENCE	5-1	3-0	2-1	0-0
NON-CONFERENCE	7-6	4-3	2-1	1-2

#	Player	gp-gs	min	avg	Total		3-Point		F-Throw		Rebounds								pts	avg		
					fg-fga	fg%	3fg-fga	3fg%	ft-fa	ft%	off	def	tot	avg	pf	dq	a	to			blk	stl
14	Alverson, Blanche	19-19	541	28.5	85-203	.419	35-108	.324	20-26	.769	22	58	80	4.2	31	0	19	31	12	18	225	11.8
05	Smalley, Alli	19-19	551	29.0	80-213	.376	31-81	.383	32-44	.727	14	43	57	3.0	36	0	39	45	3	34	223	11.7
21	Greenleaf, Jordan	19-19	613	32.3	71-165	.430	1-5	.200	42-60	.700	80	66	146	7.7	43	1	30	38	23	33	185	9.7
01	Toles, Morgan	19-16	537	28.3	69-161	.429	1-3	.333	17-32	.531	18	46	64	3.4	23	0	105	34	1	24	156	8.2
23	Hilliard, Chantel	19-1	267	14.1	46-85	.541	0-0	.000	26-36	.722	22	33	55	2.9	29	0	4	22	6	6	118	6.2
32	Tanner, Tyrese	19-3	264	13.9	33-90	.367	5-22	.227	25-34	.735	21	29	50	2.6	31	0	15	27	14	14	96	5.1
25	Williams, Jassany	19-0	258	13.6	27-71	.380	0-0	.000	21-34	.618	29	37	66	3.5	31	1	2	22	14	16	75	3.9
02	Jennings, Morgan	19-2	245	12.9	22-60	.367	0-0	.000	17-28	.607	14	20	34	1.8	16	0	21	19	2	20	61	3.2
04	Simmons, Parrisha	19-15	286	15.1	16-46	.348	0-0	.000	24-53	.453	35	29	64	3.4	20	0	19	16	2	12	56	2.9
11	Strain, Courtney	13-1	104	8.0	8-38	.211	3-13	.231	6-10	.600	2	4	6	0.5	6	0	2	10	0	5	25	1.9
34	Davis, Peyton	14-0	77	5.5	8-26	.308	0-0	.000	9-12	.750	11	6	17	1.2	17	0	3	4	2	3	25	1.8
22	Glymph, Camille	3-0	14	4.7	1-4	.250	0-2	.000	2-2	1.000	0	0	0	0.0	2	0	1	2	0	1	4	1.3
20	West, Pascale	8-0	43	5.4	3-5	.600	0-0	.000	1-4	.250	1	3	4	0.5	12	0	1	6	0	1	7	0.9
Team											36	47	83				8					
Total.....		19	3800		469-1167	.402	76-234	.325	242-375	.645	305	421	726	38.2	297	2	261	284	79	187	1256	66.1
Opponents.....		19	3800		425-1046	.406	99-283	.350	203-284	.715	247	455	702	36.9	337	8	222	371	57	124	1152	60.6

TEAM STATISTICS	AU	OPP	Date	Opponent	Score	Att.
SCORING	1256	1152	11-12-10	MERCER	w 79-61	2459
Points per game	66.1	60.6	11-15-10	FLORIDA STATE	L 61-67	2176
Scoring margin	+5.5	-	11-18-10	DUKE	L 62-75	3188
FIELD GOALS-ATT	469-1167	425-1046	11-22-10	at USF	L 49-67	1106
Field goal pct	.402	.406	# 11-26-10	vs Sacred Heart	L 53-65	371
3 POINT FG-ATT	76-234	99-283	# 11-27-10	vs Seton Hall	w 85-51	247
3-point FG pct	.325	.350	12-02-10	SOUTH ALABAMA	w 75-70	2006
3-pt FG made per game	4.0	5.2	12-04-10	TEMPLE	L 61-62	3206
FREE THROWS-ATT	242-375	203-284	12-15-10	at George Washington	w 52-45	320
Free throw pct	.645	.715	! 12-18-10	vs Purdue	L 56-76	7666
F-Throws made per game	12.7	10.7	12-21-10	at Chicago State	w 67-63	325
REBOUNDS	726	702	12-28-10	ALABAMA A&M	w 84-45	2039
Rebounds per game	38.2	36.9	12-30-10	JACKSONVILLE STATE	w 79-60	1965
Rebounding margin	+1.3	-	* 01-02-11	at Alabama	w 66-55	2906
ASSISTS	261	222	* 01-06-11	FLORIDA	w 73-56	1981
Assists per game	13.7	11.7	* 01-09-11	at Vanderbilt	L 59-67	4146
TURNOVERS	284	371	* 01-13-11	OLE MISS	w 85-73	2277
Turnovers per game	14.9	19.5	* 01-16-11	LSU	w 65-53	3088
Turnover margin	+4.6	-	* 01-20-11	at Mississippi State	w 45-41	850
Assist/turnover ratio	0.9	0.6				
STEALS	187	124				
Steals per game	9.8	6.5				
BLOCKS	79	57				
Blocks per game	4.2	3.0				
ATTENDANCE	24385	17937				
Home games-Avg/Game	10-2438	6-1609				
Neutral site-Avg/Game	-	3-2761				

* - Southeastern Conference game

- Junkanoo Jam (Freeport, Bahamas)

! - Boilermaker Blockbuster (Conseco Fieldhouse, Indianapolis, Ind.)

Score by Periods	1st	2nd	Totals
Auburn	575	681	1256
Opponents	546	606	1152