



2018-19 AUBURN WOMEN'S BASKETBALL

AUBURN ATHLETICS COMMUNICATIONS: 392 SOUTH DONAHUE DRIVE || AUBURN, AL 36830 || AUBURNTIGERS.COM || @AUBURNWBB

2018-19 SCHEDULE/RESULTS 22-9, 9-7 SEC

DATE	OPPONENT	TIME/TV/RESULT
Nov. 6	GRAMBLING STATE	W 97-48
Nov. 9	1-NICHOLLS STATE	W 80-59
Nov. 11	1-at New Mexico	W 79-76
Nov. 13	1-at Iowa State	L 64-67
Nov. 25	LOUISIANA-LAFAYETTE	W 71-59
Nov. 28	at Xavier (La.)	W 77-58
Dec. 2	2-OKLAHOMA	W 95-79
Dec. 6	at St. Joseph's	W 81-70
Dec. 16	SAMFORD	W 73-46
Dec. 18	3-vs. Coastal Carolina	W 84-78
Dec. 20	3-vs. North Carolina	W (OT) 86-81
Dec. 22	at Elon	W 96-44
Dec. 29	ALABAMA STATE	W 83-50
Jan. 3	*#10 TENNESSEE	L 69-78
Jan. 6	*at Florida	W 64-56
Jan. 10	*at Alabama	W 66-56
Jan. 14	*#7 MISSISSIPPI STATE	L 59-85
Jan. 17	*at Vanderbilt	W 72-70
Jan. 24	*#24 TEXAS A&M	L 67-69
Jan. 27	*at #25 Missouri	L 65-74
Jan. 31	*at Ole Miss	W 64-51
Feb. 3	*GEORGIA	W (OT) 59-58
Feb. 7	*#19 KENTUCKY	L 68-78
Feb. 10	*at Arkansas	W 75-72
Feb. 14	*at Tennessee	L 62-73
Feb. 17	*ALABAMA	W 77-38
Feb. 24	*#25 MISSOURI	W 58-54
Feb. 28	*#14 SOUTH CAROLINA	L 66-73
Mar. 3	*at LSU	W 56-46
Mar. 7	4-vs. (11) Alabama	W 53-52
Mar. 8	4-vs. (3) #15 Texas A&M	L 62-64
Mar. 23	5-vs. (7) BYU	ESPN2 2:30 pm
Mar. 25	5-vs. Stanford/UC-Davis	ESPN2 TBD

All times Central. Home Games in **BOLD CAPS**.
 1 - Preseason WNIT (Campus sites)
 2 - SEC/Big 12 Challenge (Campus sites)
 3 - Carolinas Challenge (Myrtle Beach, S.C.)
 4 - SEC Tournament (Greenville, S.C.)
 5 - NCAA Tournament (Stanford, Calif.)

AUBURN ATHLETICS COMMUNICATIONS

KIRK SAMPSON Associate AD
 kirk@auburn.edu
 WES TODD Assistant Director/WBB Contact
 wlt0006@auburn.edu
 C: 334-750-5682

Web..... AuburnTigers.com
 Twitter @AuburnWBB
 Facebook /AuburnWBB
 Instagram @AuburnWBB
 Office Phone (334) 844-9800



GAME 32

vs. **BYU** (25-6)

Saturday, March 23, 2019 • 2:30 p.m. CT
NCAA Tournament - First Round - Chicago Regional



Site Stanford, Calif.
 Venue Maples Pavilion (7,233)
 TV ESPN2
 Radio WQSI 95.9 FM (Andy Burcham, Larry DiChiara, J.J. Jackson)
 Audio Webcast AuburnTigers.com
 Live Stats SECSports.com
 Twitter @AuburnWBB
 Series Record First meeting
 at Neutral Sites First meeting
 Last Meeting First meeting

GAMEDAY BREAKDOWN


(10) AUBURN TIGERS

Rankings..... AP: NR | Coaches: NR
 2018-19 Record 22-9
 SEC 9-7
 Home 9-5
 Away 10-3
 Neutral 3-1
 Streak L1
 Head Coach Terri Williams-Flournoy
 Record at AU (Yrs.) 124-100 (7th)
 Overall Record (Yrs.) 267-204 (15th)
 Record vs. BYU 0-0

(7) BYU COUGARS


Rankings..... AP: RV | Coaches: NR
 2018-19 Record 25-6
 West Coast 15-3
 Home 12-2
 Away 9-4
 Neutral 2-1
 Streak W8
 Head Coach Jeff Judkins
 Record at BYU (Yrs.) 392-182 (18th)
 Overall Record (Yrs.) Same
 Record vs. Auburn 0-0

AUBURN PROJECTED STARTERS



DAISA ALEXANDER
 G • JR • 5-7
 Decatur, Ga.

PPG: 12.6
 RPG: 3.1
 APG: 1.8



UNIQUE THOMPSON
 F • SO • 6-3
 Theodore, Ala.

PPG: 12.2
 RPG: 10.0
 APG: 1.1



CRYSTAL PRIMM
 G • R-JR • 5-11
 West Palm Beach, Fla.

PPG: 10.4
 RPG: 3.6
 APG: 1.6



ERIN HOWARD
 G/F • FR • 6-1
 Madison, Wis.

PPG: 3.6
 RPG: 2.9
 APG: 1.1



JANIAH MCKAY
 G • SR • 5-6
 Gainesville, Fla.

PPG: 13.8
 RPG: 2.2
 APG: 4.1

OFF THE BENCH

No.	Pos.	Name	Ht.	Year	PPG	RPG	Hometown
1	G	Robyn Benton	5-9	Fr.	6.0	1.3	Conyers, Ga.
2	G	Brooke Moore	5-7	Fr.	5.5	1.1	McDonough, Ga.
3	G	Erica Sanders	5-10	Sr.	1.7	1.6	San Antonio, Texas
4	F	Abigayle Jackson	6-3	So.	2.7	1.9	Little Rock, Ark.
5	G	Emari Jones*	6-2	Sr.	9.8	4.5	Chicago, Ill.
10	F	Kiyae' White	6-2	R-Fr.	1.3	1.8	Macungie, Pa.
35	F	Natalie Kelly	6-3	Fr.	0.4	0.8	Albany, La.

*injured/out for season

Head Coach: Terri Williams-Flournoy

Assistants: Ty Evans, Adrian Walters, Clarisse Garcia

#WarEagle
#TeamOfExcellence



AuburnTigers.com



@AuburnWBB | @AuburnTigers
@AUCoachFlo



/AuburnWBB
/AuburnTigers

TEAM SCHEDULE AND MEDIA AVAILABILITY >> MARCH 19-25 (times PACIFIC unless noted otherwise)

TUESDAY March 19	WEDNESDAY March 20	THURSDAY March 21	FRIDAY March 22	SATURDAY March 23	SUNDAY March 24	MONDAY March 25
PRACTICE TBD Auburn Arena	TRAVEL to Stanford, Calif.	PRACTICE Time/Location TBD in Stanford/Palo Alto	NEWS CONFERENCE 12:25-1 p.m. PT PRACTICE 1:10-2:40 p.m. PT Maples Pavilion (First 15 mins open)	GAME 12:30 Auburn vs. BYU (ESPN2) Interviews Postgame	NEWS CONFERENCE 2:15-2:50 p.m. PT PRACTICE TBD Maples Pavilion (Closed to media)	GAME TBD Auburn vs. Stanford/ UC Davis (ESPN2) Interviews Postgame

AUBURN ATHLETICS COMMUNICATIONS

QUICK FACTS

AUBURNTIGERS.COM

For updated game notes, statistics and all the latest information on Auburn basketball and gameday activities, go to AuburnTigers.com.

INTERVIEW POLICIES

- Coach Williams-Flournoy, assistant coaches and selected athletes are available for phone and personal interviews by contacting Wes Todd in the athletic communications office.
- Following home games, interviews with Coach Flo and selected players will be conducted in the media room following a 10-minute cooling-off period. Visiting coaches and players, if requested, will be available first.
- Interviews following road contests will be conducted in accordance with the home team's media policies.
- Practices are generally closed to the public, but media may cover practice with advance notice.

CREDENTIALS

Anyone wishing to cover Auburn women's basketball should contact Wes Todd in the communications office at least one day in advance in order to make the proper arrangements. Game credentials will be held at media will call, located inside the scholarship entrance at Auburn Arena. Parking passes are not needed, except for men's/ women's doubleheaders.

GAME DAY SERVICES

Notes for both teams and flip cards will be provided prior to the game. Stats will be distributed at halftime and after the game. Wireless internet is available in the Arena.

VIDEO SERVICES

FTP feeds of selected Auburn basketball highlights are available for the media. A number of studio and satellite services may be arranged for electronic media by calling War Eagle Productions at 334-750-4345.

PHOTO SERVICES

For photos of Auburn women's basketball or anything pertaining to Auburn Athletics, contact Wade Rackley at 334-750-6907 or via email at wwr0004@auburn.edu.

COMMUNICATIONS STAFF

- Wes Todd Women's Basketball contact
cell: 334-750-5682
email: wlt0006@auburn.edu
- Grant Keith Student assistant/WBB
email: gak0005@auburn.edu
- Kirk Sampson Associate AD
cell: 334-750-1385
email: sampska@auburn.edu

GENERAL INFORMATION

Location.....	Auburn, Ala.
Founded	1856
Enrollment.....	29,776
Nickname	Tigers
Colors.....	Burnt Orange and Navy Blue
Facility (Capacity)	Auburn Arena (9,121)
President	Dr. Steven Leath
Director of Athletics	Allen Greene
Sr. Assoc. AD/SWA.....	Monique Holland

WOMEN'S BASKETBALL HISTORY

First Year of Women's Basketball	1971
All-Time Record (Years).....	935-478 (48th)
All-Time SEC Record (since 1981)	236-236
All-Time Home Record	433-118
at Auburn Arena (since 2010).....	86-47
NCAA Tournament Appearances.....	21
Last NCAA App./Result.....	2017 - First Round
SEC Regular-Season Championships	5
.....	1981, 1987, 1988, 1989, 2009
SEC Tournament Championships.....	4
.....	1981, 1987, 1990, 1997

COACHING & SUPPORT STAFF

Head Coach.....	Terri Williams-Flournoy
Alma Mater, Year	Penn State, 1991
Overall Record	267-204 (.567) / 15th year
Auburn Record	124-100 (.554) / 7th year
Associate Head Coach (Year at Auburn)	Ty Evans (7th)
Alma Mater, Year	Wisconsin-Whitewater (1995)
Assistant Coach (Year at Auburn)	Adrian Walters (7th)
Alma Mater, Year	St. Francis (Pa.) (1987)
Assistant Coach (Year at Auburn)	Clarisse Garcia (3rd)
Alma Mater, Year	Villanova (2007)
Strength & Conditioning Coach	Claus Souza
Director of Basketball Operations	Bianca Webb
Director of Basketball Services	Justin Peak
Athletic Trainer.....	Catherine Gordon
Grad. Student Mgrs	Anthony Evans, Rebecca Walthall

GAMEDAY EXPERIENCE: AUBURN ARENA

>> Auburn Arena is in its ninth season as home of Auburn Basketball. The Tigers are 86-47 since moving to the Arena in 2010-11. The facility seats 9,121 for basketball and also hosts Auburn volleyball and gymnastics.



TEAM INFORMATION

2017-18 Record	14-15
2017-18 SEC Record	5-11
SEC Finish.....	10th
Starters Returning/Lost	4/1
Letterwinners Returning/Lost	6/6
Squad Members Returning.....	2
Newcomers.....	4

AUBURN TIGERS SPEED CHART

Overall: 22-9 SEC: 9-7

Head Coach: Terri Williams-Flournoy (7th Season)

Daisa Alexander - DAY-zha
Emari Jones - e-MAR-ee
Janiah McKay - jah-NYE-uh

Kiyae' White - kye-YAY
Terri Williams-Flournoy - Fluh-NOY

			Pts	Reb	Stl	Ast	Blk	
0	DAISA ALEXANDER G • 5-8 • Jr. • Decatur, Ga. • Southwest DeKalb HS	Season High	22	8	5	8	1	<ul style="list-style-type: none"> • 2018 SEC All-Defensive Team • 22 pts vs. Alabama (2x), Florida, Tennessee • GW jumper/FT w/ :17 left at New Mexico (11/11) • Led SEC in steals in '18 (2.8/game) • Career-high 25 pts at Indiana (12/3/17)
		Career High	25	8	7	8	2	
		PPG	RPG	APG	FG	3FG	FT	
		18-19	12.6	3.1	1.8	.394	.368	
1	ROBYN BENTON G • 5-9 • Fr. • Conyers, Ga. • Greater Atlanta Christian	Season High	16	5	4	3	1	<ul style="list-style-type: none"> • SEC All-Freshman Team Selection • GW jumper/FT w/ :8.6 left at Vandy (1/17) • 15 pts; 5-5 on 3-pt FG at Elon (12/22) • 16 pts in Auburn debut vs. Grambling (11/6) • Sister of fmr. UT football player Inky Johnson
		Career High	16	5	4	3	1	
		PPG	RPG	APG	FG	3FG	FT	
		18-19	6.0	1.3	0.6	.388	.380	
2	BROOKE MOORE G • 5-7 • Fr. • McDonough, Ga. • Henry County HS	Season High	23	4	1	3	1	<ul style="list-style-type: none"> • SEC Freshman of the Week (12/31) • Career-high 23 points; 5 3FG vs Ala. St. (12/29) • Made four 3-pointers vs. Elon, Miss. State • Missed first five games with injury • No. 42 national overall prospect; No. 11 guard
		Career High	23	4	1	3	1	
		PPG	RPG	APG	FG	3FG	FT	
		18-19	5.5	1.1	0.4	.315	.307	
3	ERICA SANDERS G • 5-10 • Sr. • San Antonio, Texas • Johnson HS	Season High	6	6	4	3	1	<ul style="list-style-type: none"> • 1st career 3-pt FG to beat 3Q buzzer at Vandy • 6 rebs, 3 stls vs. Alabama St. (12/29) • Made 1st app. of 18-19 vs. N. Carolina (12/20) • Missed 1st 9 games of 18-19 w/ knee injury • Career-high 6 steals vs. LA Tech (11/19/17)
		Career High	9	7	6	5	1	
		PPG	RPG	APG	FG	3FG	FT	
		18-19	1.7	1.6	1.1	.455	.500	
4	ABIGAYLE JACKSON F • 6-3 • So. • Little Rock, Ark. • Little Rock Central HS	Season High	9	6	1	1	3	<ul style="list-style-type: none"> • Season-high 9 points, 6 rebs at LSU (3/3) • Played 28 games in '18, started 12 • Led AU with 22 blocks in '18 • 2.0 ppg, 1.7 rpg as a freshman • #1 HS player in Arkansas in class of '17
		Career High	13	7	3	1	3	
		PPG	RPG	APG	FG	3FG	FT	
		18-19	2.7	1.9	0.1	.540	.222	
5	EMARI JONES G • 6-0 • Sr. • Chicago, Ill. • Shawnee CC	Season High	15	10	2	3	1	<ul style="list-style-type: none"> • Out for season (knee); injured vs. Alabama St. • AU's leading 3-point shooter; 26 made in 18-19 • NJCAA All-American, national leading scorer at Shawnee CC in '16 (742 pts.)
		Career High	18	10	3	3	2	
		PPG	RPG	APG	FG	3FG	FT	
		18-19	9.8	4.5	1.5	.390	.351	
10	KIYAE' WHITE F • 6-2 • R-Fr. • Macungie, Pa. • Emmaus HS	Season High	5	5	1	2	1	<ul style="list-style-type: none"> • 4 pts, 4 rebs, key steal/score at St. Joseph's • Redshirted '17-18 while rehabbing knee injury • #20 forward, 3-star by ESPN HoopGuriz • Leading rebounder at Emmaus HS
		Career High	5	5	1	2	1	
		PPG	RPG	APG	FG	3FG	FT	
		18-19	1.3	1.8	0.3	.378	-	
20	UNIQUE THOMPSON F • 6-3 • So. • Theodore, Ala. • Faith Academy	Season High	21	19	4	4	3	<ul style="list-style-type: none"> • Preseason All-SEC Second Team • SEC Player of the Week (2/5) • 21 pts, 18 rebs vs. North Carolina (12/20) • 19 pts, career-hi 19 rebs at new Mexico • 11 double-doubles in 2018-19; 18 career
		Career High	29	19	4	4	6	
		PPG	RPG	APG	FG	3FG	FT	
		18-19	12.2	10.0	1.1	.573	-	
23	CRYSTAL PRIMM G • 5-11 • R-Jr. • West Palm Beach, Fla. • Duke	Season High	18	9	7	6	1	<ul style="list-style-type: none"> • Forced OT and hit GW FTs vs. UGA; 13p/9r • Career-high 18 points vs. UNC (12/20) • 15 pts, 4 rebs in Auburn debut vs. Grambling • Career-high 7 steals vs. Miss. State (1/14) • Redshirted '17-18 after transfer from Duke
		Career High	18	9	7	6	1	
		PPG	RPG	APG	FG	3FG	FT	
		18-19	10.4	3.6	1.6	.459	.000	
24	ERIN HOWARD F/G • 6-1 • Fr. • Madison, Wis. • Madison East HS	Season High	12	8	3	5	3	<ul style="list-style-type: none"> • 7 pts, 8 rebs, 3 ast, 3 blk, 2 stls at Arkansas • Career-high 12 points vs. Missouri (2/24) • Had 5 assists, 3 steals at Alabama (1/10) • Ranked No. 21 forward nationally out of HS • 1st AU player from state of Wisconsin
		Career High	12	8	3	5	3	
		PPG	RPG	APG	FG	3FG	FT	
		18-19	3.6	2.9	1.1	.333	.260	
33	JANIAH MCKAY G • 5-6 • Sr. • Gainesville, Fla. • Gainesville HS	Season High	23	6	5	10	2	<ul style="list-style-type: none"> • All-SEC Second Team/All-Defensive Team • SEC Player of the Week (12/23) • Season-high 23 points at Missouri (1/27) • 16 pts, 6 reb, 6 ast, 3 stl at Florida (1/6) • 2nd career dbl-dbl (16p/10a) vs. Grambling
		Career High	29	8	6	13	2	
		PPG	RPG	APG	FG	3FG	FT	
		18-19	13.8	2.2	4.1	.396	.239	
35	NATALIE KELLY F • 6-3 • Fr. • Albany, La. • Albany HS	Season High	2	3	1	-	1	<ul style="list-style-type: none"> • Ranked as No. 38 post player nationally • Avg. 17.1 pts, 12.1 reb, 3.3 stls as HS junior • 2x all-metro selection (Baton Rouge)
		Career High	2	3	1	-	1	
		PPG	RPG	APG	FG	3FG	FT	
		18-19	0.4	0.8	0.0	.200	-	

NCAA Tournament History

All-Time Record: 30-20**Best Finish: National Runner-Up (1988, 1989, 1990)****1982 (No. 7 Seed - East Regional)**

Cheyney State L 64-75 1st Cheyney, Pa.

1983 (No. 5 Seed - Midwest Regional)

Missouri W 89-76 1st Auburn, Ala.

Louisiana Tech L 54-81 RS Ruston, La.

1985 (No. 3 Seed - Midwest Regional)

Memphis State W 82-64 1st Auburn, Ala.

NE Louisiana L 71-76 RS Monroe, La.

1986 (No. 3 Seed - Midwest Regional)

Southern Illinois W 61-39 2nd Auburn, Ala.

Ole Miss L 55-56 (OT) RS Austin, Texas

1987 (No. 1 Seed - Mideast Regional)

Illinois W 92-58 2nd Auburn, Ala.

Old Dominion W 77-61 RS Knoxville, Tenn.

Tennessee L 61-77 RF Knoxville, Tenn.

1988 (No. 1 Seed - Mideast Regional)

Penn State W 94-66 2nd Auburn, Ala.

Georgia W 68-65 RS Athens, Ga.

Maryland W 103-74 RF Athens, Ga.

Long Beach St. W 68-55 FF Tacoma, Wash.

Louisiana Tech L 54-56 NC Tacoma, Wash.

1989 (No. 1 Seed - Mideast Regional)

Temple W 88-54 2nd Auburn, Ala.

Clemson W 71-60 RS Auburn, Ala.

Ole Miss W 77-51 RF Auburn, Ala.

Louisiana Tech W 76-71 FF Tacoma, Wash.

Tennessee L 60-76 NC Tacoma, Wash.

1990 (No. 2 Seed - Mideast Regional)

Tennessee Tech W 73-54 2nd Auburn, Ala.

Vanderbilt W 89-67 RS Iowa City, Iowa

Washington W 76-50 RF Iowa City, Iowa

Louisiana Tech W 81-69 FF Knoxville, Tenn.

Stanford L 81-88 NC Knoxville, Tenn.

1991 (No. 3 Seed - Mideast Regional)

Holy Cross W 84-58 2nd Auburn, Ala.

Vanderbilt W 58-45 RS Knoxville, Tenn.

Tennessee L 65-69 RF Knoxville, Tenn.

1992 (No. 3 Seed - Mideast Regional)

Louisville W 66-61 2nd Auburn, Ala.

Iowa L 50-63 RS Iowa City, Iowa

1994 (No. 9 Seed - East Regional)

Virginia Tech W 60-51 2nd Blacksburg, Va.

Connecticut L 59-81 RS Storrs, Conn.

1996 (No. 6 Seed - West Regional)

Hawaii W 73-53 1st Boulder, Colo.

Colorado W 68-61 (OT) 2nd Boulder, Colo.

Penn State W 75-69 RS Seattle, Wash.

Stanford L 57-71 RF Seattle, Wash.

1997 (No. 7 Seed - Mideast Regional)

Louisville W 68-65 1st Ruston, La.

Louisiana Tech L 48-74 2nd Ruston, La.

1999 (No. 5 Seed - East Regional)

Texas W 69-61 1st Blacksburg, Va.

Virginia Tech L 61-76 2nd Blacksburg, Va.

2000 (No. 7 Seed - Midwest Regional)

SW Missouri St. W 78-74 1st State College, Pa.

Penn State L 69-75 2nd State College, Pa.

2004 (No. 7 Seed - East Regional)

NC State W 79-59 1st Bridgeport, Conn.

Connecticut L 53-79 2nd Bridgeport, Conn.

2008 (No. 11 Seed - West Regional)

Geo. Washington L 56-66 1st Palo Alto, Calif.

2009 (No. 2 Seed - Oklahoma City Regional)

Lehigh W 85-49 1st Piscataway, N.J.

Rutgers L 52-80 2nd Piscataway, N.J.

2016 (No. 9 Seed - Dallas Regional)

St. John's W 68-57 1st Waco, Texas

Baylor L 52-84 2nd Waco, Texas

2017 (No. 11 Seed - Lexington Regional)

NC State L 48-62 1st Austin, Texas

Auburn Women's Basketball Quick Hitters

- Auburn is making its 21st NCAA Tournament appearance and third in the last four seasons
- This is the sixth NCAA Tournament appearance for head coach Terri Williams-Flournoy (3 at Auburn, 3 at Georgetown)
- Auburn is 30-20 all-time in the NCAA Tournament and has been national runner-up three times (1988, 1989, 1990)
- This is Auburn's first time as a No. 10 seed
- This will be Auburn's second trip to California for the NCAA Tournament; both have been at Stanford
- Auburn is 1-2 at Stanford's Maples Pavilion
- Saturday will be Auburn's first meeting with BYU in women's basketball
- Auburn is 0-3 all-time against Stanford; two of those meetings came in the NCAA Tournament
- Auburn is 1-0 all-time against UC Davis
- Auburn has won 17 of its last 19 opening round games and is 17-3 all-time in NCAA First Round contests
- Through the end of the regular season, Auburn ranks 10th in the nation in turnovers forced (21.2/game), 5th in turnover margin (+8.1) and 5th in steals (12.2)
- Auburn broke the school record for single-season 3-pointers in the SEC Tournament second-round win over Alabama; the previous record was 181 set in 2016-17; the Tigers now have 189 3-pointers on the season
- Auburn's 53 points in an SEC Tournament win over Alabama on March 7 marked its lowest scoring total of the season and its lowest total in a win over an SEC opponent since defeating Missouri 47-45 in the 2016 SEC Tournament in Jacksonville
- Auburn forced 26 turnovers in the win over Alabama, turning those into 29 points
- Auburn is 7-1 this season and 52-8 under Coach Flo when forcing at least 25 opponent turnovers
- The Tigers have forced at least 20 turnovers in 22 games this season
- The Tigers are averaging 23.0 points per game off opponent turnovers
- With Auburn's road win at LSU on March 3, the Tigers set a new school record for road victories in conference play (6)
- Senior Jannah McKay was named to the All-SEC Second Team and SEC All-Defensive Team
- Freshman Robyn Benton earned a selection to the SEC All-Freshman Team
- The win over Missouri on Feb. 24 provided Auburn's 20th win of the season, securing the 22nd 20-win season in program history and the second under Terri Williams-Flournoy
- Auburn's win over #25 Missouri on Feb. 24 was Auburn's first over a ranked opponent since 2016, snapping a 21-game skid against top-25 foes
- In a 77-38 win on Feb. 24, the Tigers held Alabama to the lowest output by an SEC opponent since holding Georgia to 26 points in 2015
- Auburn's 39-point win over Alabama on Feb. 17 was its third largest margin of victory in the 90-game history of the series
- Sophomore Unique Thompson has recorded 12 double-doubles in 31 games, she now has 19 in her career, tied for 7th-most in Auburn history
- Thompson is the third player in Auburn history with 500+ rebounds in her first two seasons; she has 311 rebounds this season, tied for 4th in Auburn single-season history
- Senior Jannah McKay became Auburn's 12th all-time player to reach the 1,500-point plateau; she is now 8th in scoring in Auburn history with 1,628 points after passing Mae Ola Bolton (1,616) vs. Texas A&M
- McKay is the first player in Auburn history with 1,500 points, 400 assists and 200 steals, and the first to be in the Auburn career top-10 in all three categories
- Auburn rallied from a 13-point, fourth-quarter deficit to defeat Georgia 59-58 in overtime on Feb. 3; the Tigers forced 28 turnovers - one shy of a season high - and tied the Auburn record for steals against an SEC opponent with 21
- Auburn is 2-0 in overtime games this season and now 21-20 all-time
- Junior Crystal Primm had a career-high 7 steals vs. Mississippi State, tied for the most by an SEC player this season and the most in a conference game so far in 2019
- Primm also had a career-high 9 rebounds, along with the game-tying layup and game-winning free throws, in Auburn's comeback win over Georgia on Feb. 3
- All nine of Auburn's losses this season have come to teams in the 2019 NCAA Tournament field
- Auburn rallied from a 20-point, third-quarter deficit at Vanderbilt on Jan. 17 to win 72-70; it's the largest comeback in an SEC game since 2003 and believed to be the biggest in Auburn history

Moving On Up (Auburn Career Milestone Watch) . . .

- **Jannah McKay** is 8th in career points scored with 1,628; need 16 to tie for 7th (Brandy Montgomery, 1,644)
- **Jannah McKay** is 9th in career assists with 442; needs 48 to tie for 7th (Chantel Tremiere, 490)
- **Jannah McKay** is 9th in career steals with 221; needs 2 to tie for 8th (Hasina Muhammad, 223)
- **Jannah McKay** is 3rd in career free throws made with 437; needs 1 to tie for 2nd (Carolyn Jones, 438)
- **Jannah McKay** is 7th in career free-throw percentage (.771)
- **Jannah McKay** is the first player in Auburn history with 1,500 points, 400 assists and 200 steals
- **Unique Thompson** is tied for 7th in career double-doubles with 19; needs 5 to tie for 6th (Monique Morehouse, 24)
- **Unique Thompson** is 27th in career rebounds with 538; needs 34 to tie for 25th (Tyrese Tanner & Consweilla Sparrow, 572)
- **Daisa Alexander** is 10th in career 3-point FG made with 99; needs 4 to tie for 9th (Carolyn Jones, 103)

OPENING TIP

» Auburn returns to the NCAA Tournament for the third time in four years and the 21st time overall, traveling to Stanford, Calif., for the first and second rounds. The Tigers, seeded 10th in the Chicago Regional, will face 7th-seeded BYU at 2:30 p.m. CT Saturday, March 23, at Maples Pavilion on the Stanford campus.

» The Tigers enter postseason play at 22-9 overall and finished SEC play at 9-7, both the best marks for Auburn under 7th-year head coach Terri Williams-Flournoy. Auburn advanced to the quarterfinals of the SEC Tournament earlier this month in Greenville, S.C., defeating Alabama in the second round before falling to No. 15 Texas A&M in the quarterfinal.

» BYU enters the NCAA Tournament at 25-6 overall and went 15-3 in West Coast Conference play. The Cougars clinched the WCC Tournament Title with an 82-68 victory over No. 16 Gonzaga last week in Las Vegas.

LAST TIME OUT

» For the second time this year, Auburn pushed Texas A&M to the brink. And for the second time, Texas A&M hit a jumper in the final seconds to claim a two-point victory, this one a 64-62 heartbreaker Friday night in the quarterfinals of the SEC Women's Basketball Tournament.

» In a game that saw 10 ties and nine lead changes, the teams were tied 62-62 with less than 30 seconds left. Texas A&M's Kayla Wells scored the final two of her game-high 28 points with a 12-foot jumper with 5.2 seconds left to give the Aggies a 64-62 lead. Auburn was unable to get a good look on its final possession, and A&M stole a second two-point victory from the Tigers this season.

» The Tigers (22-9) had opportunities to put the Aggies away multiple times during the game, forcing A&M (24-6) into 26 turnovers. But Auburn was only able to convert those into 21 points and turned the ball over 15 times themselves.

» Meanwhile, A&M shot 59.0 percent from the floor and opened both the first and third quarter hitting their first six shots to build early leads. Both times, though, Auburn fought its way back, taking a four-point lead at halftime and leading by as many as three late in the fourth quarter. But the Tigers scored just one bucket in the final four minutes, missing three of their final four shots to set up the Aggies' game-winner.

» Jannah McKay led Auburn with 17 points, and Unique Thompson added 13 with 11 coming in the second half. Thompson and Abigail Jackson tied for the team lead with five rebounds. Jackson and freshman Brooke Moore finished with eight points each, and freshman Robyn Benton had a career-high four steals.

UP NEXT

» With a win, Auburn would face the winner of #2-seed Stanford and #15-seed UC Davis on Monday, March 25, in the NCAA Second Round. Game time is TBD.

AN AUBURN WIN WOULD...

» Give Auburn its 23rd win of the season, which would extend the winningest Auburn season under Terri Williams-Flournoy and tie for the second-most by Auburn in the last 26 seasons.

» Advance Auburn to the NCAA Second Round for the third time in its last four appearances.

» Be Auburn's first win in the NCAA Tournament as a No. 10 seed.

» Improve Auburn to 2-0 all-time against the West Coast Conference and 3-0 against opponents from the state of Utah.

» Improve Auburn to 2-2 all-time at Maples Pavilion.

AUBURN VS. BYU

» This is the first meeting between Auburn and BYU in women's basketball.

» BYU will be the second West Coast Conference team Auburn has faced in history. The Tigers defeated San Francisco in 1991.

AUBURN VS. STANFORD

» Auburn is 0-3 all-time against Stanford. Two of the three previous meetings have come in the NCAA Tournament.

» The last meeting saw Auburn fall to Stanford 71-57 in the NCAA West Regional Final on March 25, 1996, in Seattle, Wash.

» The teams met for the 1990 national championship in Knoxville, Tenn., with Stanford claiming an 88-81 win to take their first NCAA title.

» Auburn is 14-3 all-time against the Pac-12; all three losses have come to Stanford.

AUBURN VS. UC DAVIS

» Auburn and UC Davis have met just once - the Tigers earned a 69-54 win at the Surf & Slam Classic in San Diego, Calif., on Dec. 28, 2005.

» Auburn is 6-0 all-time against current members of the Big West Conference.

AUBURN IN THE NCAA TOURNAMENT

» Auburn is making its 21st appearance in the NCAA Tournament and its third in the last four years.

» The Tigers are 30-20 (.600) all-time in the NCAA Tournament. Auburn has advanced to three Final Fours, finishing as national runner-up each time (1988, 1989, 1990).

» Auburn's last time advancing to the regional round came in 1996, when the Tigers defeated Hawaii and Colorado in the first two rounds to advance to the West Regional in Seattle. The Tigers then defeated Penn State before falling to Stanford in the regional final.

» Auburn's last appearance in the NCAA Tournament came in 2017, when the Tigers were a No. 11 seed in the Lexington Region. The Tigers went to Austin, Texas, for the first round, falling to No. 6 seed NC State 62-48.

SCOUTING AUBURN

» Auburn is 22-9 on the season and finished 9-7 in the SEC. It's the first 20-win regular season and first winning record in league play for Auburn since 2009, when the Tigers won the SEC title. All nine Auburn losses came to teams in the NCAA Tournament field.

» Auburn won six road games in SEC play, setting a new school record for road conference victories.

» The Tigers average 71.9 points/game, fifth-best in the SEC. Auburn also forces an average of 21.2 opponent turnovers, which ranks second in the SEC and 10th nationally.

» Senior point guard Jannah McKay averages a team-leading 13.8 points/game and has topped 20 points six times, including a season-high 23 at Missouri. She is also third in the SEC with 2.2 steals/game. McKay was named to the All-SEC Second Team and All-Defensive Team.

» Junior Daisa Alexander is averaging 12.6 points/game (14.9 in SEC play) and was Auburn's leading scorer in eight SEC games (22 vs. Florida, Alabama [both times], Tennessee; 19 vs. Missouri; 18 vs. Mississippi State & Arkansas; 16 at LSU). She ranks second in the SEC in steals with 2.3/game.

» Sophomore forward Unique Thompson can be a force under the basket and has been key to Auburn's success this year. She has 12 double-doubles this season

SEC Standings & Schedule

	<i>(thru SEC Tournament)</i>					
	SEC Games			All Games		
	W	L	Pct.	W	L	Pct.
^Mississippi St.	15	1	.938	30	2	.929
South Carolina	13	3	.812	21	9	.700
Texas A&M	12	4	.750	24	7	.774
Kentucky	11	5	.688	24	7	.774
Missouri	10	6	.625	23	10	.697
AUBURN	9	7	.562	22	9	.710
Georgia	9	7	.562	18	12	.600
Tennessee	7	9	.438	19	12	.613
LSU	7	9	.438	16	13	.552
Arkansas	6	10	.375	20	14	.606
Alabama	5	11	.312	14	17	.452
Ole Miss	3	13	.188	9	22	.290
Florida	3	13	.188	8	23	.258
Vanderbilt	2	14	.125	7	23	.233

^SEC Regular-Season & Tournament Champions

NCAA FIRST ROUND**Friday, March 22****Greensboro Region**

(13) Belmont vs (4) S. Carolina (Charlotte) - 12:45 pm
(7) Missouri vs. (10) Drake (Iowa City) - 3 pm

Chicago Region

(13) Wright State at (4) Texas A&M - 3 pm

Portland Region

(16) Southern at (1) Mississippi State - 8 pm

Saturday, March 23**Greensboro Region**

(6) Kentucky vs. (11) Princeton (Raleigh) - 10 am

Chicago Region

(10) Auburn vs. (7) BYU (Stanford) - 2:30 pm

Albany Region

(11) Tennessee vs. (6) Maryland (College Park) - Noon

WNIT FIRST ROUND**Thursday, March 21**

Houston at Arkansas - TBD

Associated Press Top 25

(2018-19 Final)

Rk	Team	Record	Prev
1	Baylor (28)	31-1	1
2	Connecticut	31-2	2
3	Notre Dame	30-3	3
4	Mississippi State	30-2	4
5	Louisville	29-3	5
6	Stanford	28-4	6
7	Oregon	29-4	7
8	Iowa	26-6	8
9	Maryland	28-4	9
10	NC State	26-5	10
11	Oregon State	24-7	11
12	Syracuse	24-8	15
13	Iowa State	25-8	13
14	Texas A&M	24-7	17
15	South Carolina	21-9	16
16	Gonzaga	28-4	12
17	Kentucky	24-7	18
18	Marquette	26-7	13
19	Miami	24-8	19
20	UCLA	20-12	20
21	Rice	28-3	24
22	Arizona State	20-10	23
23	Texas	23-9	22
24	DePaul	26-7	NR
25	Florida State	23-8	25

Also receiving votes: Drake, South Dakota State, **BYU**, Florida Gulf Coast, **Missouri**, South Dakota, Kansas State, Central Florida, Quinnipiac, Wright State.

USA TODAY Coaches' Top 25

(Week 19: March 18)

Rk	Team	Record	Prev
1	Baylor (32)	31-1	1
2	Connecticut	31-2	2
3	Notre Dame	30-3	3
4	Mississippi State	30-2	4
5	Louisville	29-3	5
6	Stanford	28-4	6
7	Oregon	29-4	7
8	Iowa	26-6	8
9	Maryland	28-4	9
10	NC State	26-5	10
11	Oregon State	24-7	12
12	Syracuse	24-8	14
13	Iowa State	25-8	15
14	Gonzaga	28-4	11
15	Miami	24-8	16
16	Marquette	26-7	13
17	Kentucky	24-7	17
18	South Carolina	21-9	18
19	Texas A&M	24-7	19
20	Arizona State	20-10	20
21	DePaul	26-7	23
22	Florida State	23-8	22
23	Rice	28-3	NR
24	UCLA	20-12	NR
25	Drake	27-6	21

Also receiving votes: Texas, South Dakota State, **Missouri**, South Dakota, Boise State, Rutgers, Central Florida, Florida Gulf Coast, Michigan.

and averages 12.2 points and 10.0 rebounds (4th in SEC). She has 19 career double-doubles, tied for 7th-most in Auburn history and 5th among active SEC players.

» Redshirt junior Crystal Primm has given Auburn consistent minutes in her first season on The Plains, averaging 10.4 points and 3.6 rebounds. A transfer from Duke after the 2016-17 season, Primm scored a career-high 18 points against her former school's archrival, North Carolina, on Dec. 20. She also had a career-high 7 steals vs. Mississippi State, and she had a career-high 9 rebounds and made the game-tying and game-winning shots in an OT win over Georgia.

» The Tigers' incoming freshman class was ranked No. 13 by ESPN HoopGurlz and included two top-50 prospects in Robyn Benton (#17 overall; #6 guard) and Brooke Moore (#42 overall; #11 guard). Benton and Moore have both been named SEC Freshman of the Week this year, and Benton was named to the SEC All-Freshman Team. In addition, freshman Erin Howard has moved into the starting lineup in SEC play, replacing injured senior Emari Jones.

TURNING UP THE PRESSURE

» Auburn has forced at least 20 turnovers in 22 of 31 games this season. The Tigers are averaging 23.0 points off opponent turnovers.

» The Tigers are 7-1 this season and 51-9 under Coach Flo when forcing at least 25 turnovers.

» Auburn forced 28 turnovers, converting those into 22 points, in a 59-58 OT win over Georgia on Feb. 3. The Tigers' 21 steals in the game were tied for the most in Auburn history against an SEC opponent.

» The Tigers scored 38 points off 27 North Carolina turnovers in an 86-81 OT win on Dec. 20 in Myrtle Beach, the most points off turnovers since scoring 41 vs. George Mason on Dec. 23, 2015.

» Auburn forced a season-high of 29 turnovers against Samford on Dec. 16, turning those into 30 points. The Tigers then forced 23 turnovers by Coastal Carolina two days later, scoring another 30 points.

» As of March 18, Auburn ranks No. 5 in the nation in turnover margin (+8.2), No. 5 in steals per game (12.2) and No. 10 in turnovers forced (21.2).

» Last season, the Tigers forced at least 20 turnovers in 23 of 29 games, including 10 games with at least 25 opponent turnovers. Auburn was 8-2 last year when forcing at least 25 turnovers. Auburn ranked No. 2 in the nation in steals (13.2/game) and No. 3 in turnovers forced (22.9) for the 2017-18 season.

GAMES WITH 25+ OPPONENT TURNOVERS (2018-19)

TOs	Pts Off	Opponent	Date	Result
29	30	Samford	12/16/18	W 73-46
28	22	Georgia	2/3/19	W 59-58 (OT)
27	38	North Carolina	12/20/18	W 86-81 (OT)
26	27	UL-Lafayette	11/25/18	W 71-59
26	29	Alabama	3/7/19	W 53-52
26	21	Texas A&M	3/8/19	L 62-64
25	27	at Xavier (La.)	11/28/18	W 77-58
25	28	at Alabama	1/10/19	W 66-56

COMEBACK KIDS

» Auburn completed what is believed to be the biggest comeback in program history on Jan. 17 when the Tigers overcame a 20-point, third-quarter deficit to pull off a 72-70 win at Vanderbilt. Auburn trailed 49-29 with less than 8 minutes to play in the third quarter and outscored the Commodores 43-21 the rest of the way.

» The previous biggest comeback (with records dating to the mid-1990s) came Feb. 8, 1995, when Auburn overcame a 19-point deficit to earn a 66-64 win at Western Kentucky.

» Auburn also fought back from a 13-point deficit in the fourth quarter to earn a 59-58 OT win over Georgia

on Feb. 3.

LARGEST DEFICITS OVERCOME - COACH FLO ERA

Deficit	Time	Opponent	Final Score	Date
20	3Q, 7:56	at Vanderbilt	72-70	1/17/19
17	1Q, 0:24	Tennessee	79-61	1/19/17
17	3Q, 5:27	at Vanderbilt	64-59	1/12/17
17	4Q, 9:49	Indiana	71-67	11/27/16
17	2Q, 3:51	Kentucky	66-61	1/3/16
17	2H, 17:35	Alabama	70-65 (2OT)	2/27/14
16	1Q, 3:19	Florida	84-55	12/31/17
16	1H, 0:19	at Tulane	70-65	11/28/13
15	1H, 7:10	Missouri	67-59	2/24/13

BALANCED SCORING RETURNS

» Auburn has four players averaging double-digit scoring. Janiah McKay, Unique Thompson, Daisa Alexander, and Crystal Primm - four of Auburn's starting five - all average at least 10 points per game.

» For the first time since 2008, Auburn had six players finish in double-figures in the Tigers' 97-48 win over Grambling on Nov. 6.

» Junior Janiah McKay and freshman Robyn Benton led the way with 16 points, followed by junior Crystal Primm (15), sophomore Unique Thompson (14), and junior Daisa Alexander and senior Emari Jones (13).

» The last time Auburn had at least six players score 10+ points, seven players did it against Sam Houston State on Dec. 5, 2008, when the Tigers set a school record with 119 points. That night, it was KeKe Carrier (19), DeWanna Bonner (18), Alli Smalley (16), Whitney Boddie (13), Reneisha Hobbs (13), Chantel Hilliard (13) and Sherell Hobbs (13).

» The Tigers have had at least five players score in double figures in five games this season.

MILESTONE FOR UNIQUE

» With her sixth rebound against Missouri on Feb. 24, sophomore Unique Thompson became the third Auburn player in history* to grab 500 rebounds in her first two seasons.

» Thompson now has 538 career rebounds and ranks 29th in Auburn history with at least one game still remaining in her sophomore season. With 311 rebounds this season, she owns the Auburn sophomore record and is tied for 4th in Auburn single-season history.

AUBURN SINGLE-SEASON REBOUNDS - TOP 10

Rebs	Player	Season
401	Lauretta Freeman	1992-93
382	Marianne Merritt	1975-76
359	Becky Jackson	1980-81
311	Unique Thompson	2018-19
311	DeWanna Bonner	2007-08
305	Lori Monroe	1979-80
300	Sharon Stewart	1987-88
289	DeWanna Bonner	2008-09
284	Vickie Orr	1988-89
283	Becky Jackson	1982-83

REBOUNDS IN FIRST TWO SEASONS AT AUBURN*

Rebs	Player	Years
572	Becky Jackson	1980-82
563	Lori Monroe	1979-81
538	Unique Thompson	2017-19
495	C.C. Hayden	1989-91
485	Vickie Orr	1985-87

*Marianne Merritt had 382 rebounds as a freshman in 1975-76 and finished with 972 for her career, but statistical information is unavailable for the 1976-77 season

SEEING DOUBLE

» Auburn players have recorded 13 double-doubles

this season with 12 coming from sophomore Unique Thompson.

» Thompson recorded back-to-back double-doubles at Arkansas (2/10) and Tennessee (2/14) with 13/12 at Arkansas and 12/13 at Tennessee. She then had another against South Carolina (11 pts/11 reb) in the Tigers' home finale on Feb. 28.

» Thompson had 12 first-quarter points en route to a 20-point, 12-rebound night in a 64-51 win over Ole Miss on Jan. 31 for her ninth double-double of the year.

» Thompson picked up her first SEC double-double of the year with 19 points and 12 rebounds against No. 10 Tennessee on Jan. 3. She added a second conference double-double with 16 points and 13 rebounds at Vanderbilt on Jan. 17.

» Thompson played a career-high 43 minutes and scored 21 points with 18 rebounds in an 86-81 OT win over North Carolina on Dec. 20.

» Thompson earned her fifth double-double with 14 points and 17 rebounds in a 95-79 win over Oklahoma on Dec. 2.

» Thompson had 16 points and 13 rebounds for her third straight double-double and fifth of the season vs. Louisiana-Lafayette (11/25). She has now had 3 straight double-doubles in back-to-back seasons.

» With her 19-point, 14-rebound effort at Iowa State, Thompson recorded her 10th career double-double. She had reached the milestone by halftime with 16 points and 10 rebounds in the opening 20 minutes; it was the second time in her career she had a double-double by halftime.

» Thompson's 19-point, 19-rebound double-double at New Mexico was her second of the season and marked a career-high in rebounding for the Auburn sophomore.

» Thompson picked up where she left off in 2017-18 with her eighth career double-double, notching 14 points and 13 rebounds in the season-opener against Grambling. And Janiah McKay earned the second of her career with 16 points and 10 assists.

» The last time two Auburn players had a double-double in the same game was Dec. 13, 2015, at Marquette, when Tra' Cee Tanner (13 pts/12 rebs) and Brandy Montgomery (24 pts/12 rebs) did so.

AUBURN SINGLE-SEASON DOUBLE-DOUBLES

D-Ds	Player	Year
26	Lauretta Freeman	1992-93
15	DeWanna Bonner	2007-08
14	Monique Morehouse	1995-96
13	C.C. Hayden	1991-92
	Vickie Orr	1988-89
12	Unique Thompson	2018-19
	DeWanna Bonner	2006-07
	Le'Co'e Willingham	2003-04
	Sharon Stewart	1987-88
11	C.C. Hayden	1990-91
	Becky Jackson	1982-83

RAINTHREE COUNTY

» Auburn has broken the school record for single-game 3-pointers twice so far this year. The most recent setting of the record game Dec. 22 at Elon when Auburn made 14 3-pointers; 11 of those came from freshmen - 5 from Robyn Benton, 4 from Brooke Moore, 2 from Erin Howard. Daisa Alexander, Emari Jones and Janiah McKay had one apiece.

» 20 days earlier, Auburn set a new school record with 13 made 3-pointers in a 95-79 win over Oklahoma on Dec. 2. The Tigers got four apiece from Jones and Benton, three from Alexander and two from Moore.

» The previous record for a single game had been 12, set on Dec. 5, 2007, in a 99-47 win over Colgate. Since 2000, the Tigers have made at least 10 treys in a game

10 times; the most recent was an 82-75 win at Florida on New Year's Day in 2017 when Auburn hit 11 from long range.

» Auburn has also set the program record for single-season 3-pointers with 189 this season (6.1/game); freshman Robyn Benton hit the record-breaking trey in the first quarter vs. Alabama in the SEC Tournament on March 7. The previous record for 3-pointers in a season was 181 (5.7/game), set during the 2016-17 season.

GAMES WITH 10 OR MORE 3-POINTERS (Since 2000)

3FG	Opponent	Date	Result
14	at Elon	12/22/18	W 96-44
13	Oklahoma	12/2/18	W 95-79
12	Colgate	12/5/07	W 82-75
11	at Florida	1/1/17	W 82-75
11	Winthrop	12/16/15	W 76-33
10	UAB	11/13/15	W 85-71
10	vs. Maine	11/9/12	W 71-41
10	Alabama	2/23/12	W 81-40
10	Belmont	11/15/11	W 80-53
10	Marist	12/21/11	L 61-69
10	Iowa State	12/28/01	L 80-75 (OT)

OFFENSIVE EXPLOSION

» With 97 points in the season-opening win over Grambling, Auburn hit the 90-point plateau for the fourth time in the Coach Flo era and the first since scoring 92 on Nov. 17, 2014 - also against Grambling.

» Auburn's 95-point effort against Oklahoma on Dec. 2 gave the Tigers two 90-point games in the same season for the first time since the 2008-09 season, when Auburn topped the 90-point mark six times.

» The Tigers' 95 points against Oklahoma were the most scored by Auburn against a Power-5 conference opponent (SEC, ACC, Big Ten, Big 12, Pac-12) since 1990, when the Tigers beat Vanderbilt 96-93 in 2 OT.

» Auburn scored 96 points in a 52-point victory at Elon on Dec. 22. It marked Auburn's highest point total in a true road game since a 96-71 win at UAB on Dec. 14, 1999.

» The Tigers have scored at least 80 points in eight games this season; Auburn scored 80+ in six games combined over the previous two seasons.

» Under Coach Flo, Auburn is 6-0 when scoring at least 90 points and 31-1 when scoring at least 80 points.

WORKING OVERTIME

» Auburn played its first overtime game since 2017 on Dec. 20, defeating North Carolina 86-81 in the Carolinas Challenge in Myrtle Beach, S.C. It was Auburn's first OT win since defeating Arkansas 71-60 on Jan. 24, 2016.

» The Tigers rallied from a 13-point fourth-quarter deficit on Feb. 3 to force overtime at home vs. Georgia, then made free throws in the closing seconds to earn a 59-58 win. Auburn has now played multiple overtime games in the same season three of the last four years.

CROSS-COUNTRY TREK

» From Nov. 10-14 as part of the Preseason WNIT that featured road games at New Mexico and Iowa State, the Tigers traveled 3,741 miles and visited six states in five days:

--Auburn to Atlanta Airport: 100 miles

--Atlanta to Albuquerque: 1,271 miles

--Albuquerque to Phoenix: 330 miles

--Phoenix to Des Moines: 1,155 miles

--Des Moines to Ames (and back): 80 miles

--Des Moines to St. Louis: 237 miles

--St. Louis to Atlanta: 468 miles

--Atlanta to Auburn: 100 miles

» Auburn also made treks to New Orleans, Philadelphia, Myrtle Beach and Elon, N.C., as part of

Auburn in the SEC & NCAA Stats

(Thru games of 3/17/19)

Category	Value	SEC	NCAA
Scoring Offense	71.9	5th	64th
Scoring Defense	63.3	7th	146th
Scoring Margin	+8.6	5th	61st
Field Goal Pct.	.422	9th	91st
Field Goal Pct. Def.	.418	12th	264th
3-pt FG Pct.	.323	7th	134th
3-pt FG Pct. Def.	.351	14th	326th
Free Throw Pct.	.711	6th	124th
Rebounds	34.2	13th	301st
Rebound Margin	-1.3	10th	227th
Off. Rebounds	13.2	6th	--
Def. Rebounds	21.0	14th	--
Assists	12.4	9th	212th
Assist/Turnover	0.9	6th	100th
Blocks	2.4	12th	263rd
Turnover Margin	+8.1	2nd	5th
Turnovers Forced	21.2	2nd	10th
Steals	12.2	1st	5th

INDIVIDUALS (All Games)

Scoring

Janiah McKay	13.8	16th	--
Daisa Alexander	12.6	20th	--
Unique Thompson	12.2	26th	--

Rebounding

Unique Thompson	10.0	4th	37th
-----------------	------	-----	------

Assists

Janiah McKay	4.1	7th	132nd
--------------	-----	-----	-------

Free Throw Pct.

Janiah McKay	.795	7th	127th
--------------	------	-----	-------

Steals

Daisa Alexander	2.3	2nd	56th
Janiah McKay	2.2	3rd	82nd
Crystal Primm	1.9	6th	153rd
Unique Thompson	1.8	8th	185th

3-Point FG Made

Daisa Alexander	1.8	8th	246th
-----------------	-----	-----	-------

Assist/Turnover Ratio

Janiah McKay	1.7	6th	115th
--------------	-----	-----	-------

Offensive Rebounds

Unique Thompson	4.3	2nd	10th
-----------------	-----	-----	------

Defensive Rebounds

Unique Thompson	5.8	4th	--
-----------------	-----	-----	----

their non-conference schedule. The Tigers traveled a total of 7,427 miles during their non-conference season.

JONES OUT FOR SEASON

» Senior Emari Jones will miss the rest of the 2018-19 season after suffering a knee injury vs. Alabama State on Dec. 29. The Chicago, Ill., native was averaging 10.7 points and 4.8 rebounds and was Auburn's leading 3-point shooter before her injury.

AUBURN HONOR ROLL

- » **Robyn Benton**
--SEC All-Freshman Team
--SEC Freshman of the Week (1/22)
- » **Emari Jones**
--SEC Community Service Team
- » **Janiah McKay**
--All-SEC Second Team
--SEC All-Defensive Team
--SEC Player of the Week (12/23)
--WNIT All-Tournament Team
--Preseason All-SEC Second Team
- » **Brooke Moore**
--SEC Freshman of the Week (12/31)
- » **Unique Thompson**
--SEC Player of the Week (2/5)
--Preseason All-SEC Second Team

ON THIS DATE

» Auburn is 3-3 all-time on March 23. The Tigers' last game on this date came in 2009, when Auburn fell at Rutgers in the NCAA Second Round 80-52.

NEW FACES

- » Auburn welcomes four newcomers to the roster for 2018-19, all freshmen. Joining the Tigers this season are Robyn Benton (G, 5-9, Conyers, Ga.); Brooke Moore (G, 5-7, McDonough, Ga.); Erin Howard (G/F, 6-1, Madison, Wis.); and Natalie Kelly (F, 6-3, Albany, La.).
- » The Tigers' 2018-19 freshman class was rated the No. 13 signing class in the country by ESPN HoopGurlz.
- » Redshirt junior G Crystal Primm (West Palm Beach, Fla.) is eligible this season after sitting out last year under NCAA transfer rules. She transferred to Auburn from Duke in the summer of 2017 and has two years of eligibility.
- » Redshirt freshman Kiyae' White (Macungie, Pa.) will be in action this season after sitting out last year while rehabbing an injury.

WELCOME TO THE FAMILY

- » Auburn signed five players to NLI's during the early signing period in November.
- » The Tigers will welcome **Lauren Hansen** (5-8, G, Setauket, N.Y.); **Annie Hughes** (5-9, G, Pisgah, Ala.); **Maliya Perry** (6-0, G/F, Pickerington, Ohio); **Morgan Robinson-Nwagwu** (5-8, G, Norcross, Ga.); and **Sania Wells** (5-7, G, Hurley, Miss.) to The Plains beginning in the fall of 2019.
- » Hansen, Perry and Robinson-Nwagwu were nominated for McDonald's All-American in January.

TIGERS IN THE PROS

- » DeWanna Bonner completed her ninth season in the WNBA in 2018, all with the Phoenix Mercury, after taking the 2017 season off for the birth of her twins. Bonner had one of her best pro seasons, averaging 17.3 points, 7.2 rebounds and 3.2 assists while starting all 34 games. She was a beast in the 2018 playoffs, averaging 24.0 points and 11.1 rebounds in seven postseason games. Bonner was named the Associated Press' WNBA Comeback Player of the Year.
- » Brandy Montgomery is playing in Europe for her second season, currently on the roster of Luxembourg

side Etzella Ettelbruck, where she is averaging over 20 points per game so far this season. Last year, she played for Visby in Sweden, averaging 16.3 points, 5.1 rebounds and 1.8 assists while helping her team to the league semifinals.

Record Book Updates (cont'd)

Auburn Career Field Goal Attempts

No.	Player	Years	FGA
1.	Marianne Merritt	1975-97	1,795
2.	Brandy Montgomery	2013-17	1,689
3.	DeWanna Bonner	2005-09	1,633
4.	Vickie Orr	1985-89	1,528
5.	Natasha Brackett	2001-05	1,514
6.	Janiah McKay	2015-present	1,460
7.	Alli Smalley	2007-11	1,452
8.	Becky Jackson	1980-84	1,435
9.	Angie Hannah	1979-82	1,396
10.	Mae Ole Bolton	1984-88	1,371

Auburn Career 3-Point Attempts

No.	Player	Years	3FGA
1.	Brandy Montgomery	2013-17	688
2.	Alli Smalley	2007-11	637
3.	Blanche Alverson	2009-13	618
4.	Natasha Brackett	2001-05	545
5.	Tiffany Krantz	1996-00	520
6.	Katie Frerking	2013-17	518
7.	Samantha Williams	1992-96	500
8.	Kristen Mulligan	1992-96	370
9.	Shana Askew	1997-01	332
10.	Janiah McKay	2015-present	291
--	Daisa Alexander	2016-present	287

Auburn Career 3-Point FG Made

No.	Player	Years	3FGM
1.	Alli Smalley	2007-11	219
2.	Blanche Alverson	2009-13	213
3.	Brandy Montgomery	2013-17	205
4.	Tiffany Krantz	1996-00	184
5.	Natasha Brackett	2001-05	171
6.	Samantha Williams	1992-96	161
7.	Kristen Mulligan	1992-96	149
8.	Katie Frerking	2013-17	147
9.	Carolyn Jones	1988-91	103
10.	Daisa Alexander	2016-present	99

Auburn Player Stats in the NCAA Tournament

CRYSTAL PRIMM	MP	FG-A	3FG-A	FT-A	O-D-R	Pf	A	TO	BK	S	PTS
2017 (at Duke)											
vs. Hampton	13	2-4	0-0	2-2	2-1-3	1	2	0	0	1	6
vs. Oregon	20	3-5	0-0	2-2	1-2-3	3	2	2	0	0	8
JANIAH MCKAY											
2017											
vs. NC State	27	4-13	0-0	4-4	0-2-2	4	2	2	0	1	12
2016											
vs. St. John's	33	9-14	2-2	4-6	0-2-2	0	4	3	1	3	24
at Baylor	28	4-12	1-4	0-0	0-1-1	1	2	5	0	1	9
ERICA SANDERS											
2017											
vs. NC State	16	3-5	0-0	2-2	1-3-4	3	4	1	0	1	8
2016											
vs. St. John's	19	2-2	0-0	4-4	4-0-4	1	1	1	0	2	8
at Baylor	19	1-3	0-0	0-0	1-1-2	4	0	3	0	2	2
DAISA ALEXANDER											
2017											
vs. NC State	2	0-2	0-0	0-0	1-0-1	1	0	0	0	0	0

Auburn Record Book Updates

Auburn Career Scoring

No.	Player	Years	Points
1.	DeWanna Bonner	2005-09	2,162
2.	Becky Jackson	1980-84	2,068
3.	Vickie Orr	1985-89	2,035
4.	Marianne Merritt	1975-79	1,979
5.	Carolyn Jones	1988-91	1,831
6.	Natasha Brackett	2001-05	1,716
7.	Brandy Montgomery	2013-17	1,644
8.	Janiah McKay	2015-present	1,628
9.	Mae Ola Bolton	1984-88	1,616
10.	Alli Smalley	2007-11	1,601
11.	Angie Hannah	1978-82	1,583
12.	Tyrese Tanner	2010-14	1,515
13.	Le'Coe Willingham	1999-03	1,475
14.	Lori Monroe	1979-83	1,415
15.	Tasha Hamilton	1997-01	1,402
16.	Sherell Hobbs	2005-09	1,372
17.	Linda Godby	1986-90	1,365
18.	Tra'Ce'e Tanner	2012-16	1,327
19.	Debra Larkin	1981-85	1,310
20.	C.C. Hayden	1989-92	1,306
21.	Katie Frerking	2013-17	1,271
22.	Conswella Sparrow	1997-00	1,249
23.	Blanche Alverson	2009-13	1,244
24.	Brenda Hill	1981-85	1,222
25.	Monique Morehouse	1992-96	1,191
26.	Lauretta Freeman	1989-93	1,188
27.	Hasina Muhammad	2001-15	1,184
	Sharon Stewart	1984-88	1,184
29.	Ruthie Bolton	1985-89	1,176
30.	Tiffany Krantz	1996-00	1,136

Auburn Career Steals

No.	Player	Years	Steals
1.	Mae Ola Bolton	1985-88	282
2.	Kristen Mulligan	1993-96	253
3.	Ruthie Bolton	1986-89	246
4.	Debra Larkin	1982-85	242
5.	Helene Baroody	1984-87	240
6.	Katie Frerking	2013-17	234
7.	Sherell Hobbs	2005-09	231
8.	Hasina Muhammad	2011-15	223
9.	Janiah McKay	2015-present	221
10.	DeWanna Bonner	2005-09	208

Auburn Career Free Throws Made

No.	Player	Years	FTs
1.	DeWanna Bonner	2005-09	600
2.	Carolyn Jones	1988-91	438
3.	Janiah McKay	2015-present	437
4.	Tyrese Tanner	2010-14	376
5.	Conswella Sparrow	1997-00	346
	Le'Coe Willingham	1999-04	346
7.	Becky Jackson	1980-84	340
	Vickie Orr	1985-89	307
9.	Marianne Merritt	1975-79	305
10.	Tasha Hamilton	1997-01	296

Auburn Career Double-Doubles

No.	Player	Years	D-Ds
1.	DeWanna Bonner	2005-09	40
2.	Lauretta Freeman	1989-93	38
3.	C.C. Hayden	1989-92	30
4.	Le'Coe Willingham	1999-04	29
5.	Vickie Orr	1985-89	27
6.	Monique Morehouse	1992-96	24
7.	Unique Thompson	2017-present	19
	Becky Jackson	1980-84	19
9.	Conswella Sparrow	1997-00	15
10.	Tra'Ce'e Tanner	2012-16	14
11.	Tasha Hamilton	1997-01	13
	Sharon Stewart	1984-88	13
13.	Daniellette Coleman	1992-94	12
	Marita Payne	2002-06	12
15.	Whitney Boddie	2005-09	11
	Ke'Ke Carrier	2005-10	11
17.	Tia Miller	2001-04	8
	Tara Williams	1995-97	8
19.	Katie Frerking	2013-17	7
	Linda Godby	1986-90	7
	Laticia Morris	1995-97	7
	Mandisa Stevenson	2002-04	7
	Tyrese Tanner	2010-14	7
24.	Justine Agbatan	1995-98	6
	Brenda Hill	1982-83	6
	Kendall Mago	1988-92	6
	Samantha Williams	1991-96	6
28.	Ruthie Bolton	1985-89	5
	Jordan Greenleaf	2006-11	5

Auburn Career Assists

No.	Player	Years	Assists
1.	Whitney Boddie	2005-09	603
2.	Renae Halbrooks	1978-82	593
3.	Helene Baroody	1983-87	587
4.	Kristen Mulligan	1992-96	551
5.	Ruthie Bolton	1985-89	526
6.	Martha Monk	1979-81	525
7.	Chantel Tremittiere	1987-91	490
8.	Janiah McKay	2015-present	442
9.	Tiffany Krantz	1996-2000	414
10.	Debra Larkin	1981-85	386
11.	Samantha Williams	1991-96	323
12.	Nicole Louden	2001-05	311
13.	Katie Frerking	2013-17	307
14.	Alli Smalley	2007-11	303
15.	Morgan Toles	2009-11	267
16.	Najat Ouardad	2011-13	259
17.	Cindy Sagrera	1981-84	254
18.	Mae Ola Bolton	1984-88	252
19.	Nitasha Brown	2002-06	236
20.	DeWanna Bonner	2005-09	226
21.	Tasha Hamilton	1997-2001	219
22.	Angie Hannah	1978-82	214
23.	Lynn Stevenson	1987-91	212
24.	LaRita Spencer	1999-2001	209
25.	Terryland Robinson	1989-93	207
	Diann McNeil	1984-88	202
27.	Justine Agbatan	1995-98	201
28.	Nancy Derrick	2000-04	200
	Sherell Hobbs	2005-09	200
30.	Tamela McCorvey	2006-08	189

Auburn Career Free Throw Attempts

No.	Player	Years	FTA
1.	DeWanna Bonner	2005-09	755
2.	Janiah McKay	2015-present	567
3.	Carolyn Jones	1988-91	541
4.	Tyrese Tanner	2010-14	536
5.	Becky Jackson	1980-84	520
6.	Conswella Sparrow	1997-00	491
7.	Marianne Merritt	1975-79	488
8.	Le'Coe Willingham	1999-04	487
9.	Lori Monroe	1979-83	453
10.	Tasha Hamilton	1997-01	441

Auburn Career Free-Throw Pct. (min 150 att.)

No.	Player	Years	Pct. (FT-FTA)
1.	Carolyn Jones	1988-91	.810 (438-541)
2.	Kristen Mulligan	1992-96	.796 (191-240)
3.	DeWanna Bonner	2005-09	.795 (600-777)
4.	Laticia Morris	1995-97	.787 (233-296)
5.	Whitney Boddie	2005-09	.777 (219-282)
6.	Linda Godby	1986-90	.774 (185-239)
7.	Janiah McKay	2015-present	.771 (437-567)
8.	Brenda Hill	1982-83	.76752 (208-271)
9.	Helene Baroody	1983-87	.76732 (155-202)
10.	Patrena Scruggs	1987-89	.749 (128-171)

Auburn Career Rebounding

No.	Player	Years	Rebounds
1.	Becky Jackson	1980-84	1,118
2.	DeWanna Bonner	2005-09	1,047
3.	Lori Monroe	1979-83	1,015
4.	Vickie Orr	1985-89	1,006
5.	Lauretta Freeman	1989-93	976
6.	Marianne Merritt	1975-79	972
7.	Le'Coe Willingham	1999-03	927
8.	Monique Morehouse	1992-96	792
9.	Jordan Greenleaf	2006-11	761
	Charlene Thomas	1984-87	761
11.	Tra'Ce'e Tanner	2012-16	758
12.	Sharon Stewart	1984-88	757
13.	C.C. Hayden	1989-92	749
	Kendall Mago	1988-92	749
15.	Tasha Hamilton	1997-01	663
16.	Mae Ola Bolton	1984-88	653
17.	Marita Payne	2002-06	630
18.	Katie Frerking	2013-17	627
19.	Sherell Hobbs	2005-09	612
20.	Brenda Hill	1982-85	604
21.	Blanche Alverson	2009-13	602
22.	Ke'Ke Carrier	2005-10	600
23.	Angie Hannah	1978-82	588
24.	Linda Godby	1986-90	580
25.	Tyrese Tanner	2010-14	572
	Conswella Sparrow	1997-00	572
27.	Unique Thompson	2017-present	538
28.	Diann McNeil	1984-88	498
29.	Samantha Williams	1991-96	495
	Hasina Muhammad	2011-15	494

(7) BYU

25-6 overall, 15-3 WCC



Nickname: Cougars

Location: Provo, Utah

Record: 25-6 overall, 15-3 West Coast

Bid: West Coast Automatic

NCAA History: 13th appearance

Last NCAA Appearance: 2016 (1st Round)

Coach: Jeff Judkins (8th NCAA Appearance; all at BYU)

Series with BYU: First meeting

Last Meeting: Never met

Last Time Out for BYU: BYU defeated Gonzaga 82-68 in the West Coast Conference championship game on March 12 in Las Vegas.

Scouting BYU: BYU is making its 13th all-time appearance in the NCAA Tournament and its first since 2016 ... The Cougars received the automatic bid from the West Coast Conference after defeating No. 16 Gonzaga 82-68 in the championship game ... It was the third WCC title for BYU since joining the conference in 2011 ... BYU is 5-12 all-time in the NCAA Tournament ... The Cougars have advanced to the Sweet 16 twice, in 2002 and 2014 ... The Cougars average 69.2 points per game, holding opponents to 62.8 per game ... BYU shoots 42.8 percent from the field and 34.5 percent on 3-pointers ... The Cougars have made 216 3-pointers this season, which ranks 86th nationally ... 6-foot-7 sophomore center Sara Hamson is the nation's sixth-leading shot blocker with 2.8 per game ... Shaylee Gonzales leads the Cougars with 16.5 points and 4.2 assists per game.

2018-19 Schedule/Results

11/9	UC Riverside	(OT) W 72-70
11/13	California	L 52-70
11/17	Eastern Wash.	W 80-65
11/20	at Utah State	(OT) W 62-57
11/23	vs. TCU	W 61-58
11/24	vs. Cal Baptist	W 76-69
11/27	at Southern Utah	L 64-67
11/29	at Utah Valley	W 77-51
12/8	at Utah	L 67-78
12/15	Colorado State	W 51-42
12/21	Northern Colorado	W 70-50
12/29	at Santa Clara	W 54-44
12/31	at San Francisco	W 67-59
1/3	Pepperdine	W 83-58
1/5	Loyola Marymount	W 55-44
1/10	at Pacific	W 77-74
1/12	at Saint Mary's	W 74-73
1/17	Gonzaga	W 70-68
1/19	Portland	W 79-71
1/26	at San Diego	W 65-56
1/31	at Loyola Mmt.	L 58-61
2/2	at Pepperdine	L 65-79
2/7	Saint Mary's	L 75-78
2/9	Pacific	W 75-49
2/14	at Portland	W 70-69
2/16	at Gonzaga	W 66-64
2/23	San Diego	W 80-68
2/28	San Francisco	W 82-59
3/2	Santa Clara	W 69-64
3/11	vs. Pepperdine	W 68-63
3/12	vs. Gonzaga	W 82-68

PROBABLE BYU STARTERS

No.	Pos.	Name	Ht.	Cl.	PPG	RPG	Hometown
1	G	Brenna Chase	5-9	Jr.	12.7	2.8	Thornton, Colo.
2	G	Shaylee Gonzales	5-9	Fr.	16.5	5.5	Gilbert, Ariz.
12	G	Paisley Johnson	5-9	So.	14.8	4.4	Everett, Wash.
13	G	Caitlyn Alldredge	5-10	Sr.	2.2	1.6	Centerville, Utah
22	C	Sara Hamson	6-7	So.	4.7	5.8	Lindon, Utah

Head Coach: Jeff Judkins

Assistants: Dan Nielson, Ray Stewart, Ashley Garfield

(2) STANFORD

28-4 overall, 15-3 Pac-12



Nickname: Cardinal

Location: Stanford, Calif.

Record: 28-4 overall, 15-3 Pac-12

Bid: Pac-12 Automatic

NCAA History: 33rd appearance; 1990, 1992 National Champions

Last NCAA Appearance: 2018 (Sweet 16)

Coach: Tara Van Derveer (34th NCAA appearance, 31st at Stanford)

Series with Stanford: Stanford leads 3-0

Last Meeting: No. 1 seed Stanford defeated No. 6 seed Auburn 71-57 in Seattle, Wash., in the NCAA West Regional Final on March 25, 1996.

Last Time Out for Stanford: The Cardinal avenged its worst loss in the Tara VanDerveer era with a 64-57 win over Oregon in the Pac-12 Championship Game on March 10 in Las Vegas.

Scouting Stanford: Stanford earned its 32nd consecutive NCAA Tournament bid ... The Cardinal is 36-4 all-time in NCAA Tournament games at Maples Pavilion ... Stanford is hosting for the 22nd time ... The Cardinal is a No. 2 seed for the 12th time ... Stanford defeated Auburn 88-81 in the 1990 national championship game in Knoxville, Tenn. ... The Cardinal has 86 wins in the NCAA Tournament, third all-time behind Tennessee (125) and UConn (117) ... Stanford averages 74.8 points per game while holding opponents to 60.8 ... The Cardinal shoot 44.9 percent from the field ... Stanford averages 8.9 3-pointers per game to rank 19th nationally ... The Cardinal also rank 19th nationally in blocked shots per game (5.2) ... Alanna Smith leads Stanford and ranks 33rd nationally with 19.6 points per game; she also is 23rd in the nation with 2.4 blocks per game.

PROBABLE STANFORD STARTERS

No.	Pos.	Name	Ht.	Cl.	PPG	RPG	Hometown
11	F	Alanna Smith	6-4	Sr.	19.6	8.6	Melbourne, Australia
15	F	Maya Dodson	6-3	So.	7.5	4.4	Alpharetta, Ga.
21	G	Dijonai Carrington	5-11	Jr.	14.1	7.7	San Diego, Calif.
23	G	Kiana Williams	5-8	So.	14.2	2.8	San Antonio, Texas
24	G	Lacie Hull	6-1	Fr.	5.2	2.3	Spokane, Wash.

Head Coach: Tara VanDerveer

Assistants: Kate Paye, Tempie Brown, Lindy La Rocque

2018-19 Schedule/Results

11/7	UC Davis	W 71-43
11/11	Idaho	W 115-71
11/15	San Francisco	W 96-62
11/23	vs. Fla. Gulf Coast	W 88-65
11/24	vs. American	W 71-49
11/25	at Hawaii	W 81-59
12/2	at Gonzaga	L 73-79
12/15	Baylor	W 68-63
12/18	at Tennessee	W 95-85
12/21	at Buffalo	W 62-55
12/29	CSU Northridge	W 69-43
1/4	USC	W 72-64
1/6	UCLA	W 86-80
1/11	at Arizona State	W 72-65
1/13	at Arizona	W 78-48
1/18	Washington	W 91-54
1/20	Washington St.	W 85-64
1/25	at Colorado	W 80-69
1/27	at Utah	L 68-75
1/31	at California	L 80-81
2/2	California	L 80-81
2/8	Oregon State	W 61-44
2/10	Oregon	L 48-88
2/15	at UCLA	W 65-51
2/17	at USC	W 69-67
2/22	Arizona	W 56-54
2/24	Arizona State	W 71-50
3/1	at Washington St.	W 67-42
3/3	at Washington	W 72-53
3/8	vs California	W 72-54
3/9	vs Washington	W 72-61
3/10	vs Oregon	W 64-57

(15) UC DAVIS
25-6 overall, 15-1 Big West



Nickname: Aggies
Location: Davis, Calif.
Record: 25-6 overall, 15-1 Big West
Bid: Big West automatic
NCAA History: 2nd appearance
Last NCAA Appearance: 2011 (First Round)
Coach: Jennifer Gross (2nd NCAA appearance, both at UC Davis)

Series with UC Davis: Auburn leads 1-0

Last Meeting: Auburn defeated UC Davis 69-54 on Dec. 28, 2005, in the Surf & Slam Classic in San Diego, Calif.

Last Time Out for UC Davis: The Aggies rallied from a 17-point third-quarter deficit to defeat Hawaii 58-50 in the Big West Championship Game on Saturday, March 16.

Scouting UC Davis: UC Davis is making its second NCAA Tournament appearance as a Division I program and its first since the 2011 season ... Both Aggie first-round games have taken place at Stanford ... UC Davis enters the postseason on a 16-game winning streak after claiming its second Big West Conference tournament title last week in Anaheim, avenging its only regular -season conference loss with a 58-50 win over Hawaii ... UC Davis is one of the top defensive teams in the nation, holding opponents to 56.3 points/game (19th NCAA), 33.3 percent FG% (4th NCAA) and 26.7% 3-point shooting (9th NCAA) ... Senior Morgan Bertsch is the nation's fourth-leading scorer, averaging 23.5 points per game; she has also made 175 free throws this season to rank 7th nationally ... Senior guard Karley Eaton is No. 2 nationally in assist/turnover ratio at 4.04.

2018-19 Schedule/Results			
11/7	at Stanford	L	43-71
11/11	Pacific	L	80-83
11/16	at Portland State	L	50-65
11/18	at Washington St.	W	75-62
11/23	Southern Utah	W	68-45
11/27	at Loyola Mmt.	L	53-60
12/1	vs. Nevada	W	84-68
12/2	at Montana	L	56-62
12/7	at Sacramento St.	W	109-60
12/9	Seattle	W	76-59
12/15	at San Francisco	W	70-68
12/17	Saint Mary's	W	76-74
12/29	Dominican	W	92-42
1/5	at UC Riverside	W	67-59
1/12	at Hawaii	L	60-65
1/17	CSU Fullerton	W	75-51
1/19	UC Irvine	W	80-57
1/24	at CSU Northridge	W	60-49
1/26	at CSU Fullerton	W	75-39
1/31	Long Beach State	W	70-50
2/2	CSU Northridge	W	70-54
2/7	at UCSB	W	70-44
2/9	at Cal Poly	W	85-61
2/14	UC Riverside	W	72-59
2/23	Hawaii	W	72-46
2/28	at Long Beach St.	W	66-49
3/2	at UC Irvine	W	63-44
3/6	Cal Poly	W	87-54
3/9	UC Santa Barbara	W	80-44
3/15	vs UC Irvine	W	82-50
3/16	vs Hawaii	W	58-50

PROBABLE UC DAVIS STARTERS

No.	Pos.	Name	Ht.	Cl.	PPG	RPG	Hometown
2	G	Kourtney Eaton	5-9	Sr.	8.0	2.8	Longview, Wash.
3	G/F	Karley Eaton	5-9	Sr.	5.0	2.8	Longview, Wash.
21	F	Sophia Song	5-11	Jr.	5.8	2.3	Monterey Park, Calif.
22	F	Morgan Bertsch	6-4	R-Sr.	23.5	6.1	Santa Rosa, Calif.
32	F	Cierra Hall	6-0	So.	6.9	6.4	Cypress, Calif.

Head Coach: Jennifer Gross
 Assistants: Joe Teramoto, Des Abeyta, Matt Klemin

TOURNAMENT BRACKET
First/Second Rounds



Game 1 - Saturday, 2:30 p.m.



Game 3 - Monday, TBD







Game 2 - Saturday, 4:30 p.m.





Winner of Game 3 advances to Sweet 16 in Chicago. The winner of the Stanford bracket will face the winner of the Ames bracket that includes Iowa State, New Mexico State, DePaul and Missouri State.

Inside the Numbers

		
CATEGORY	AUBURN	BYU
Overall	22-9	25-6
Conference	9-7	15-3
Home	9-5	12-2
Away	10-3	9-4
Neutral	3-1	4-0
Last 10	6-4	8-2
Streak	L1	W8
Points Per Game	71.9	69.2
Opp. Points/Game	63.3	62.8
Scoring Margin	+8.6	+6.5
Field Goal %	42.2%	42.8%
Opp. Field Goal %	41.8%	37.1%
3 pt Field Goal %	32.3%	34.5%
Opp. 3FG %	35.1%	31.7%
Free Throw %	71.1%	70.0%
Opp. FT%	71.7%	71.7%
Rebounds	34.2	37.9
Opp. Rebounds	35.5	37.6
Rebound Margin	-1.3	+0.3
Assists	12.4	15.4
Opp. Assists	13.4	13.5
Turnovers	13.1	13.8
Opp. Turnovers	21.2	15.3
Steals	12.2	8.0
Opp. Steals	7.2	7.3
Blocks	2.4	4.8
Opp. Blocks	2.1	2.7

		
CATEGORY	AUBURN	STANFORD
Overall	22-9	28-4
Conference	9-7	15-3
Home	9-5	13-1
Away	10-3	10-3
Neutral	3-1	5-0
Last 10	6-4	9-1
Streak	L1	W9
Points Per Game	71.9	74.8
Opp. Points/Game	63.3	60.8
Scoring Margin	+8.6	+14.0
Field Goal %	42.2%	44.9%
Opp. Field Goal %	41.8%	36.0%
3 pt Field Goal %	32.3%	35.1%
Opp. 3FG %	35.1%	32.8%
Free Throw %	71.1%	71.1%
Opp. FT%	71.7%	70.0%
Rebounds	34.2	40.0
Opp. Rebounds	35.5	33.9
Rebound Margin	-1.3	+6.1
Assists	12.4	15.5
Opp. Assists	13.4	10.9
Turnovers	13.1	13.1
Opp. Turnovers	21.2	13.7
Steals	12.2	7.1
Opp. Steals	7.2	6.8
Blocks	2.4	5.2
Opp. Blocks	2.1	2.5

		
CATEGORY	AUBURN	UC DAVIS
Overall	22-9	25-6
Conference	9-7	15-1
Home	9-5	12-1
Away	10-3	10-5
Neutral	3-1	3-0
Last 10	6-4	10-0
Streak	L1	W16
Points Per Game	71.9	71.7
Opp. Points/Game	63.3	56.4
Scoring Margin	+8.6	+15.5
Field Goal %	42.2%	44.7%
Opp. Field Goal %	41.8%	33.3%
3 pt Field Goal %	32.3%	36.8%
Opp. 3FG %	35.1%	26.7%
Free Throw %	71.1%	73.3%
Opp. FT%	71.7%	71.9%
Rebounds	34.2	38.8
Opp. Rebounds	35.5	35.8
Rebound Margin	-1.3	+3.0
Assists	12.4	16.1
Opp. Assists	13.4	10.1
Turnovers	13.1	13.4
Opp. Turnovers	21.2	14.1
Steals	12.2	7.0
Opp. Steals	7.2	6.7
Blocks	2.4	3.5
Opp. Blocks	2.1	1.9

Individual Category Leaders

Category	Auburn	BYU	Stanford	UC Davis
Points	Janiah McKay - 13.8	Shaylee Gonzales - 16.5	Alanna Smith - 19.6	Morgan Bertsch - 23.5
Rebounds	Unique Thompson - 10.0	Sara Hamson - 5.8	Alanna Smith - 8.6	Cierra Hall - 6.4
Assists	Janiah McKay - 4.1	Shaylee Gonzales - 4.2	Kiana Williams - 4.8	Kourtney Eaton - 4.5
Steals	Daisa Alexander - 2.3	Shaylee Gonzales - 1.9	Lacie Hull - 1.6	Morgan Bertsch - 1.3
Blocks	Unique Thompson - 0.6	Sara Hamson - 2.8	Alanna Smith - 2.4	Morgan Bertsch - 1.4
Minutes Played	Janiah McKay - 31.5	Brenna Chase - 35.9	Kiana Williams - 34.3	Kourtney Eaton - 30.0
Field Goal Percentage	Unique Thompson - .573	Sara Hamson - .574	Alanna Smith - .512	Morgan Bertsch - .503
3-Point Percentage	Robyn Benton - .380	Brenna Chase - .356	Alanna Smith - .395	Kourtney Eaton - .459
Free-Throw Percentage	Janiah McKay - .795	Paisley Johnson - .734	Alanna Smith - .736	Morgan Bertsch - .825

Auburn Individual & Team Records

Single Game

Points	41, Conswella Sparrow vs. South Alabama (Feb. 17, 1998)
Field Goals	17, Becky Jackson vs. UAB (1982-83)
Field Goal Attempts	34, Marianne Merritt vs. West Georgia (1975-76)
FG Percentage	1.000 (12-12), Laticia Morris vs. S. Alabama (Jan. 14, 1997)
3PT Field Goals	8, Tiffany Krantz vs. Troy State (Nov. 21, 1997)
3PT Field Goal Attempts	16, Brandy Montgomery at Marquette (Dec. 13, 2015)
3PT FG Pct.	1.000 (7-7), Tiffany Krantz vs. Vanderbilt (Jan. 29, 1997)
Free Throws	14, DeWanna Bonner vs. Tennessee (Jan. 25, 2009)
Free Throw Attempts	17, Becky Jackson vs. Iona (Dec. 13, 1980)
FT Percentage	1.000 (11-11), Conswella Sparrow vs. Georgia (Jan. 17, 1998)
	1.000 (11-11), Lori Nero vs. Missouri State (Mar. 17, 2000)
	1.000 (11-11), Sherell Hobbs vs. Stephen F. Austin (Jan. 3, 2009)
	1.000 (11-11), Janiah McKay vs. Texas A&M (Jan. 7, 2018)
Rebounds	26, Marianne Merritt vs. Montevallo (1975-76)
Assists	18, Martha Monk vs. Alabama State (1980-81)
Blocks	13, Marita Payne vs. Arkansas (Feb. 3, 2005)
Steals	10, Kristen Mulligan vs. NE Illinois (Dec. 18, 1992)
	10, Ruthie Bolton vs. Long Beach St. (April 1, 1988)
	10, Mae Ola Bolton vs. Kentucky (Feb. 3, 1987)

Season

Points	716, DeWanna Bonner (2008-09)
Scoring Average	21.9, Marianne Merritt (1975-76)
Field Goals	259, Tara Williams (1996-97)
	259, Angie Hannah (1980-81)
Field Goal Attempts	544, Tara Williams (1996-97)
Field Goal Percentage	.663 (222-335), Becky Jackson (1982-83)
3PT Field Goals	70, Tiffany Krantz (1996-97)
3PT Field Goal Attempts	197, Brandy Montgomery (2016-17)
3PT FG Percentage	.429 (48-112), Kristen Mulligan (1994-95)
Free Throws	218, DeWanna Bonner (2008-09)
Free Throw Attempts	258, DeWanna Bonner (2008-09)
Free Throw Percentage	.862 (25-59), Beth Bryant (1982-83)
Rebounds	401, Lauretta Freeman (1992-93)
Rebounding Average	15.3, Marianne Merritt (1975-76)
Assists	294, Martha Monk (1980-81)
Assists Average	8.9, Martha Monk (1980-81)
Blocks	141, Marita Payne (2004-05)
Steals	114, Marianne Merritt (1975-76)
Double-Doubles	26, Lauretta Freeman (1992-93)

Career

Points	2,162, DeWanna Bonner (2005-09)
Scoring Average	20.4, Marianne Merritt (1975-79)
Field Goals	864, Becky Jackson (1980-84)
	864, Vickie Orr (1985-89)
Field Goal Attempts	1,795, Marianne Merritt (1975-79)
Field Goal Percentage	.602, Becky Jackson (1980-1984)
3PT Field Goals	219, Alli Smalley (2007-11)
3PT Field Goal Attempts	688, Brandy Montgomery (2013-17)
3PT Field Goal Percentage	.415, Carolyn Jones (1988-91)
Free Throws	600, DeWanna Bonner (2005-09)
Free Throw Attempts	755, DeWanna Bonner (2005-09)
Free Throw Percentage	.810, Carolyn Jones (1988-91)
Rebounds	1,118, Becky Jackson (1980-84)
Rebounding Average	10.0, Marianne Merritt (1975-79)
Assists	603, Whitney Boddie (2005-09)
Assists Average	8.3, Martha Monk (1979-81)
Blocks	377, Marita Payne (2002-06)
Steals	282, Mae Ola Bolton (1985-88)
Double-Doubles	40, DeWanna Bonner (2005-09)

Triple-Doubles

Only three players ever at Auburn, male or female, have recorded a triple-double in a game, with two coming from the women's team: Marita Payne and Whitney Boddie. Payne recorded the first ever on Feb. 3, 2005 with 15 points, 12 rebounds and 13 blocks against Arkansas. Boddie followed up with one on Dec. 5, 2008 with 24 points, 11 rebounds and 12 assists against Sam Houston State.

Single Game

Points	119 vs. Sam Houston State (Dec. 5, 2008)
First Half Points	63 vs. Florida Southern (Jan. 17, 1987)
Second Half Points	64 vs. Jacksonville State (Jan. 19, 1999)
Points in a Quarter	32 (4Q) vs. Indiana (Nov. 27, 2016)
	32 (4Q) vs. Oklahoma (Dec. 2, 2018)
Field Goals	51 vs. Alabama State (Dec. 2, 1986)
Field Goal Attempts	97 vs. Georgia State (Dec. 5, 1987)
Field Goal Percentage	.672 (38-58) vs. North Carolina (Dec. 18, 1982)
3PT Field Goals	14 at Elon (Dec. 22, 2018)
3PT Field Goal Attempts	33 vs. Iowa State (Dec. 28, 2001)
3PT FG Percentage	.833 (5-6) vs. Charleston Southern (Nov. 23, 2001)
	.833 (5-6) at LSU (Feb. 1, 2009)
Free Throws	38 vs. Tuskegee (1976-77)
Free Throw Attempts	54 vs. Tuskegee (1976-77)
Free Throw Percentage	1.000 (16-16) vs. Texas A&M (Jan. 8, 2018)
Rebounds	79 vs. Eastern Kentucky (Nov. 25, 1989)
	79 vs. Alabama-Huntsville (Jan. 5, 1980)
Assists	38 vs. Georgia State (Dec. 5, 1987)
Blocks	17 vs. Alabama A&M (Nov. 19, 2009)
	17 vs. South Alabama (Feb. 23, 1994)
	17 vs. Lamar (Dec. 1, 1993)
Steals	24 vs. Tennessee State (Dec. 5, 2001)
	24 vs. East Carolina (Dec. 5, 2015)
Opponent Turnovers	45 vs. Puerto Rico-Mayaguez (Dec. 17, 2000)
Fewest Points	25 vs. Mercer (1971-72)
Fewest First Half Points	12 vs. Hampton (Dec. 30, 2014)
Fewest Second Half Points	10 vs. Mercer (1971-72)
Fewest Rebounds	17 vs. Vanderbilt (Feb. 4, 2016)
Fewest Assists	3 vs. Tennessee (Jan. 10, 2002)
Fewest Field Goals	12 vs. Vanderbilt (Dec. 18, 1994)
	12 vs. South Carolina (Feb. 16, 2006)
Fewest Field Goal Attempts	39 at Duke (Nov. 27, 2005)
Fewest Free Throws	0 vs. Georgia (Feb. 12, 1983)
Fewest Free Throw Attempts	4 vs. Northwestern (Dec. 12, 1990)
	4 vs. South Alabama (Feb. 20, 1991)
	4 at Kentucky (Feb. 3, 2011)
	4 at Kentucky (Jan. 17, 2016)
	4 vs. Texas A&M (Feb. 5, 2017)
	4 at Tennessee (Jan. 4, 2018)
Fewest Fouls	6 vs. Alabama State (Feb. 20, 1991)
Fewest Turnovers	5 at Alabama (Feb. 26, 2004)
	5 vs. Florida (Dec. 31, 2017)

Season

Points	2,945 in 1987-88
Scoring Average	87.1 in 1986-87
Field Goals	1,238 in 1987-88
Field Goal Attempts	2,468 in 1987-88
Field Goal Percentage	.524 (1,201-2,292) in 1986-87
3PT Field Goals	181 in 2016-17
3PT Field Goal Attempts	639 in 2016-17
3PT Field Goal Percentage	.406 (26-64) in 1987-88
Free Throws	572 in 1989-90
Free Throw Attempts	838 in 1989-90
Free Throw Percentage	.749 (519-693) in 1990-91
Rebounds	1,652 in 1987-88
Rebounding Average	47.2 in 1987-88
Rebounding Margin	+15.7 in 1987-88
Assists	674 in 1987-88
Blocks	207 in 2005-06
Steals	402 in 2012-13
Turnovers Forced	709 in 2016-17
Wins	32 in 1987-88/1988-89
Consecutive Wins	28 in 1988-89
Consecutive Home Wins	68 from 1986-91
Losses	18 in 1977-78/1978-79/2014-15

TIGERS' RECORD WHEN...

	2018-19	Under Coach Flo
At Home.....	9-5	70-34
On the Road.....	10-3	35-52
At a Neutral Site.....	3-1	19-14
When wearing white.....	9-5	70-28
When wearing orange.....	2-0	7-10
When wearing blue.....	10-3	41-58
When wearing pink.....	2-0	6-4
Leading at the half.....	17-4	97-22
Trailing at the half.....	5-4	27-72
Tied at the half.....	0-1	0-6
Scores 100+ points.....	0-0	0-0
Scores 90-99 points.....	3-0	6-0
Scores 80-89 points.....	5-0	25-1
Scores 70-79 points.....	7-0	36-6
Scores 60-69 points.....	3-8	37-26
Scores fewer than 60 points.....	4-1	18-67
Holds opponent to 41-50 points.....	5-0	31-3
Holds opponent to 31-40 points.....	1-0	7-0
Holds opponent to under 30 points.....	0-0	2-0
Force 25 or more turnovers.....	7-1	51-9
Shoots 50% FG or better.....	4-0	31-2
Shoots 40-49% FG.....	11-6	63-27
Shoots 39.9% or under FG.....	7-3	29-72
Holds opponent under 30% FG.....	3-0	25-2
Shoots higher FG% than opponent.....	14-1	98-21
Shoots lower FG% than opponent.....	8-8	26-74
Shoots same FG% as opponent.....	0-0	0-3
Shoots higher FT% than opponent.....	11-3	53-36
Shoots lower FT% than opponent.....	10-6	69-64
Shoots same FT% as opponent.....	1-0	1-1
Out-rebounds opponent.....	13-1	76-26
Out-rebounded by opponent.....	7-8	42-73
Tied in rebounds.....	2-0	5-2
Versus ranked opponent.....	1-7	5-48
In overtime.....	2-0	5-4
Games decided by 3 points or less.....	5-3	12-16
Games decided by 4-5 points.....	2-0	12-13
Games decided by 6-10 points.....	4-4	29-28
Games decided by 11-20 points.....	5-1	34-27
Games decided by 21-30 points.....	2-1	23-10
Games decided by 30+ points.....	4-0	14-6
On Television/Digital.....	19-7	63-68
In November.....	5-1	31-13
In December.....	7-0	38-8
In January.....	4-4	17-37
In February.....	4-3	23-29
In March.....	2-1	13-12

2018-19 Auburn Superlatives...

First Half

Most points scored in the first quarter.....	30, at St. Joseph's (12/6/18)
Most points scored in the second quarter.....	27, vs. Oklahoma (12/2/18)
Most points scored in the first half.....	51, at Elon (12/22/18)
Fewest points scored in the first half.....	19, vs. Georgia (2/3/19)
Fewest points allowed in the first half.....	12, vs. Alabama (2/17/19)
Most points allowed in the first half.....	43, at Missouri (1/27/19)
Best FG % in the first half.....	.575, at Elon (12/22/18)
Worst FG % in the first half.....	.285, at Ole Miss (1/31/19)
Best FG % by an opponent in the first half.....	.600, at Vanderbilt (1/17/19) & vs. Texas A&M [SEC] (3/8/19)
Worst FG % by an opponent in the first half.....	.150, vs. Alabama (2/17/19)
Most rebounds in the first half.....	29, at New Mexico (11/11/18)
Fewest rebounds in the first half.....	7, vs. Texas A&M [SEC] (3/8/19)
Most rebounds by an opponent in the first half.....	24, vs. South Carolina (2/28/19)
Fewest rebounds by an opponent in the first half.....	10, vs. Nicholls State (11/9/18)

Second Half

Most points scored in the third quarter.....	27, vs. Nicholls State (11/9/18)
Most points scored in the fourth quarter.....	32, vs. Oklahoma (12/2/18)
Most points scored in an overtime period.....	17, vs. North Carolina (12/20/18)
Most points scored in the second half.....	53, vs. Grambling (11/6/18)
Fewest points scored in the second half.....	25, at LSU (3/3/19)
Fewest points allowed in the second half.....	25, at Elon (12/22/18), at Florida (1/6/19), at LSU (3/3/19)
Most points allowed in the second half.....	49, vs. Oklahoma (12/2/18)
Best FG % in the second half.....	.704, at Elon (12/22/18)
Worst FG % in the second half.....	.294, vs. Georgia (2/3/19)
Best FG % by an opponent in the second half.....	.625, at Vanderbilt (1/17/19)
Worst FG % by an opponent in the second half.....	.259, at LSU (3/3/19)
Most rebounds in the second half.....	25, vs. Grambling (11/6/18)
Fewest rebounds in the second half.....	10, vs. Tennessee (1/3/19) & at Vanderbilt (1/17/19)
Most rebounds by an opponent in the second half.....	26, vs. Mississippi State (1/14/19)
Fewest rebounds by an opponent in the second half.....	9, at Elon (12/22/18)

Game

Most points scored.....	97, vs. Grambling (11/6/18)
Fewest points scored.....	53, vs. Alabama [SEC] (3/7/19)
Most points allowed.....	85, vs. Mississippi State (1/14/19)
Fewest points allowed.....	38, vs. Alabama (2/17/19)
Best FG %.....	.633, at Elon (12/22/18)
Worst FG %.....	.303, vs. Georgia (2/3/19)
Best FG % by an opponent.....	.610, at Vanderbilt (1/17/19)
Worst FG % by an opponent.....	.233, vs. Alabama (2/17/19)
Most rebounds.....	53, vs. Grambling (11/6/18)
Fewest rebounds.....	20, vs. Texas A&M [SEC] (3/8/19)
Most rebounds by an opponent.....	45, at Tennessee (2/14/19)
Fewest rebounds by an opponent.....	21, at Elon (12/22/18)

Miscellaneous

Highest-scoring quarter.....	32, 4Q vs. Oklahoma (12/2/18)
Lowest-scoring quarter.....	2, 1Q at Missouri (1/27/19)
Highest-scoring opponent quarter.....	28, 4Q vs. South Carolina (2/28/19)
Lowest-scoring opponent quarter.....	5, 2Q vs. Grambling (11/6/18), 1Q vs. Alabama State (12/29/18), 1Q vs. Alabama (2/17/19)
Largest margin in a single quarter.....	+21 (27-6), 2Q vs. Oklahoma (12/2/18)
Largest margin of victory.....	52, at Elon (12/22/18)
Smallest margin of victory.....	1, vs. Georgia (2/3/19) & vs. Alabama [SEC] (3/7/19)
Largest margin of defeat.....	26, vs. Mississippi State (1/14/19)
Smallest margin of defeat.....	2, vs. Texas A&M (1/24/19) & vs. Texas A&M [SEC] (3/8/19)
Largest halftime lead.....	32, at Elon (12/22/18)
Smallest halftime lead.....	3, at New Mexico (11/11/18) & at Ole Miss (1/31/19)
Times tied at halftime.....	1 - 35-35 vs. Tennessee (1/3/19)
Largest halftime deficit.....	20, at Missouri (1/27/19)
Smallest halftime deficit.....	1, vs. Coastal Carolina (12/18/18)
Largest rebounding margin.....	+27, vs. Grambling (11/6/18)
Smallest rebounding margin.....	+1, vs. Louisiana-Lafayette (11/25/18); at XULA (11/28/18); vs. Georgia (2/3/19)
Last time tied in rebounding.....	30-30, at St. Joseph's (12/6/18)
Largest rebounding deficit.....	-19, vs. Mississippi State (1/14/19)
Smallest rebounding deficit.....	-2, vs. Samford (12/16/18)
Largest deficit overcome to win game.....	20, at Vanderbilt (1/17/19)
Largest lead lost.....	15, at Iowa State (11/13/18)

MISCELLANEOUS STATISTICS

Double-Doubles	Season	Career
Unique Thompson	12	19
Janiah McKay	1	2

30+ Point Games	Season	Career

20+ Point Games	Season	Career
Janiah McKay	6	23
Daisa Alexander	5	11
Unique Thompson	3	6
Brooke Moore	1	1

10+ Rebound Games	Season	Career
Unique Thompson	16	27

10+ Assist Games	Season	Career
Janiah McKay	1	2

5+ Steal Games	Season	Career
Crystal Primm	3	3
Janiah McKay	1	6
Daisa Alexander	1	2
Erica Sanders	0	1

5+ Block Games	Season	Career
Unique Thompson	0	1

GAMES LED AUBURN IN...

Scoring	Season	Career
Janiah McKay	13	41
Daisa Alexander	10	17
Unique Thompson	8	13
Robyn Benton	1	1
Emari Jones	1	1
Brooke Moore	1	1
Crystal Primm	1	1

Rebounding	Season	Career
Unique Thompson	27	45
Daisa Alexander	2	4
Crystal Primm	2	2
Abigail Jackson	1	3
Erin Howard	1	1
Emari Jones	0	3
Janiah McKay	0	2
Erica Sanders	0	2

Assists	Season	Career
Janiah McKay	16	73
Daisa Alexander	6	7
Erica Sanders	4	9
Crystal Primm	3	3
Unique Thompson	2	4
Emari Jones	1	2
Erin Howard	1	1

(includes games where lead was shared)

2018-19 DOUBLE-DOUBLES

Unique Thompson vs. Grambling (14 pts, 13 reb)
Janiah McKay vs. Grambling (16 pts, 10 ast)
Unique Thompson at New Mexico (19 pts, 19 reb)
Unique Thompson at Iowa State (19 pts, 14 reb)
Unique Thompson vs. UL-Lafayette (16 pts, 13 reb)
Unique Thompson vs. Oklahoma (14 pts, 17 reb)
Unique Thompson vs. North Carolina (21 pts, 18 reb)
Unique Thompson vs. Tennessee (19 pts, 12 reb)
Unique Thompson at Vanderbilt (16 pts, 13 reb)
Unique Thompson at Ole Miss (20 pts, 12 reb)
Unique Thompson at Arkansas (13 pts, 12 reb)
Unique Thompson at Tennessee (12 pts, 13 reb)
Unique Thompson vs. South Carolina (11 pts, 11 reb)

Last Time an Auburn Team...

Scored 90 points	Auburn 96, Elon 44, in Elon, N.C. (Dec. 22, 2018)
Scored 100 points	Auburn 119, Sam Houston State 54, in Auburn, Ala. (Dec. 5, 2008)
Scored 100 points in an SEC game	Auburn 102, Tennessee 96, SEC Tournament in Albany, Ga. (Mar. 6, 1987)
Scored 100 at home	Auburn 119, Sam Houston State 54, in Auburn, Ala. (Dec. 5, 2008)
Scored 80 points and lost	Virginia Tech 92, Auburn 87 [OT] in Auburn, Ala. (Dec. 18, 2016)
Scored 90 points and lost	Kentucky 91, Auburn 90 [2OT], in Auburn, Ala. (Feb. 2, 1986)
Scored 100 points and lost	Never
Scored 110+ points	Auburn 119, Sam Houston State 54, in Auburn, Ala. (Dec. 5, 2008)
Scored 50-59 points in a half	51 - 1st half at Elon in Elon, N.C. (Dec. 22, 2018)
Scored 60 or more points in a half	62 (2nd half) - vs. Drake in New Orleans, La. (Dec. 21, 2016)
Scored 30 or more points in a quarter	30 (1st quarter) - at St. Joseph's in Philadelphia, Pa. (Dec. 6, 2018)
Scored 50 points or less in a game	48 - at Kentucky in Lexington, Ky. (Feb. 1, 2018)
Scored 50 points or less and won	Auburn 47, Missouri 45 [SEC] in Jacksonville, Fla. (March 3, 2016)
Scored 40 points or less in a game	Georgia 63, Auburn 30, in Athens, Ga. (Jan. 28, 2016)
Scored less than 10 points in a quarter	8 points (1st quarter) vs. Alabama [SEC] in Greenville, S.C. (March 7, 2019)
Scored less than 20 points in a 1st half	19 points vs. Georgia in Auburn, Ala. (Feb. 3, 2019)
Scored less than 20 points in a 2nd half	18 points vs. Missouri [SEC] in Jacksonville, Fla. (March 3, 2016)
Had 35+ rebound margin	36 - (52-16) vs. Alabama A&M in Normal, Ala. (Nov. 19, 2013)
Had 25+ rebound margin	33 - (53-26) vs. Grambling State in Auburn, Ala. (Nov. 6, 2018)
Had 20+ rebound margin	33 - (53-26) vs. Grambling State in Auburn, Ala. (Nov. 6, 2018)
Attempted 30 free throws	36 - vs. Alabama State in Auburn, Ala. (Dec. 29, 2018)
Attempted 35 free throws	36 - vs. Alabama State in Auburn, Ala. (Dec. 29, 2018)
Attempted 40 free throws	41 - vs. Alabama State in Auburn, Ala. (Nov. 15, 2006)
Attempted 5 free throws or less	5 - at Tennessee in Knoxville, Tenn. (Feb. 14, 2019)
Did not attempt a free throw	Never
Made 20 free throws	22 - vs. Kentucky (22-29) in Auburn, Ala. (Feb. 7, 2019)
Made 25 free throws	29 - vs. Alabama State (29-36) in Auburn, Ala. (Dec. 29, 2018)
Made 30 free throws	31 - vs. Northwestern State (31-43) (Dec. 30, 2003)
Had 25 assists	25 - vs. Ole Miss in Auburn, Ala. (Jan. 8, 2017)
Had 25 turnovers	25 - at Kentucky in Lexington, Ky. (Feb. 1, 2018)
Had 10 turnovers or less	10 - at LSU in Baton Rouge, La. (March 3, 2019)
Had 25+ steals	Never
Had 20-24 steals	21 - vs. Georgia in Auburn, Ala. (Feb. 3, 2019)
Had 15-19 steals	15 - vs. Mississippi State in Auburn, Ala. (Jan. 14, 2019)
Had 10-14 blocks	10 - vs. Louisiana Tech in Auburn, Ala. (Nov. 19, 2017)
Had 15+ blocks	15 - at Florida International in Miami, Fla. (Dec. 29, 2014)
Won an overtime game	Auburn 59, Georgia 58 [1OT] in Auburn, Ala. (Feb. 3, 2019)
Lost an overtime game	Alabama 63, Auburn 61 [1OT] in Auburn, Ala. (Feb. 20, 2017)
Played a double overtime game	Auburn 70, Alabama 65 [2OT] in Auburn, Ala. (Feb. 27, 2014)
Played three or more overtimes	Never
Shot 70% for a half	70.4% (19-of-27), 2nd half at Elon in Elon, N.C. (Dec. 22, 2018)
Shot 60% for a game	63.3% (38-of-60) at Elon in Elon, N.C. (Dec. 22, 2018)
Shot less than 30% for a game	27.6% (21-of-76) vs. Missouri in Auburn, Ala. (Feb. 15, 2018)
Shot 90-99.9% from the free throw line (minimum 10 attempts)	92.3% (12-of-13) vs. Nicholls State in Auburn, Ala. (Nov. 9, 2018)
Shot 100% from the free throw line (minimum 10 attempts)	100% (16-of-16) vs. Texas A&M in Auburn, Ala. (Jan. 7, 2018)
Shot 50% on 3-pointers (minimum 5 attempts)	50.0% (6-of-12) at Missouri in Columbia, Mo. (Jan. 27, 2019)
Shot 20-30% in a half	30.0% (9-of-30), 1st half vs. South Carolina in Auburn, Ala. (Feb. 3, 2019)
Shot less than 20% in a half	18.4% (7-of-38), 1st half vs. Missouri in Auburn, Ala. (Feb. 15, 2018)
Shot 55% or better and lost	58.1% (25-of-43) vs. Tennessee (Jan. 20, 2005)
Made at least 10 3-point field goals	10-of-35 vs. Alabama State in Auburn, Ala. (Dec. 29, 2018)
Failed to make a 3-point field goal	0-of-5 vs. Southern in Auburn, Ala. (Dec. 9, 2017)
Had 60+ rebounds	61 - vs. Stephen F. Austin in Auburn, Ala. (Dec. 17, 2007)
Had 50-59 rebounds	53 - vs. Grambling State in Auburn, Ala. (Nov. 6, 2018)
Defeated a Top-25 opponent	Auburn 58, #25 Missouri 54, in Auburn, Ala. (Feb. 24, 2019)
Defeated a Top-10 opponent	Auburn 66, #7 Kentucky 61, in Auburn, Ala. (Jan. 3, 2016)
Defeated a Top-25 opponent on the road	Auburn 68, #16 Vanderbilt 62, in Nashville, Tenn. (Feb. 13, 2014)

Last Time an Auburn Player...

Scored 25 points	25 - Janiah McKay at Mississippi State in Starkville, Miss. (Feb. 22, 2018)
Scored 30 points	32 - Katie Frerking at Texas A&M in College Station, Texas (Feb. 5, 2017)
Scored 35 points	35 - DeWanna Bonner vs. Tennessee in Auburn, Ala. (Jan. 25, 2009)
Scored 40 points	41 - Conswella Sparrow vs. South Alabama (Feb. 17, 1998)
Had 15+ rebounds	18 - Unique Thompson vs. North Carolina in Myrtle Beach, S.C. (Dec. 20, 2018)
Had 20 rebounds	20 - Monique Morehouse at LSU (Feb. 4, 1995)
Had 10 assists	10 - Janiah McKay vs. Grambling State (Nov. 6, 2018)
Had 15 assists	18 - Martha Monk vs. Alabama State (Feb. 18, 1981)
Had 5 blocks	6 - Unique Thompson vs. Louisiana Tech in Auburn, Ala. (Nov. 19, 2017)
Had 7 blocks	7 - Jassany Williams vs. Duke (Nov. 18, 2011)
Had 10 blocks	13 - Marita Payne vs. Arkansas (Feb. 3, 2005)
Had 5 steals	6 - Crystal Primm vs. Kentucky in Auburn, Ala. (Feb. 7, 2019)
Had 8 steals	8 - Brandy Montgomery vs. East Carolina in Auburn, Ala. (Dec. 5, 2015)
Had 10 steals	10 - Kristen Mulligan vs. Northeast Illinois in Auburn, Ala. (Dec. 18, 1992)
Made 10 field goals	10 - Unique Thompson [10-18] vs. North Carolina in Myrtle Beach, S.C. (Dec. 20, 2018)
Made 15 field goals	15 - Conswella Sparrow (15-16) vs. South Alabama (Feb. 17, 1998)
Attempted 20 field goals	20 - Daisa Alexander vs. South Carolina in Auburn, Ala. (Feb. 28, 2019)
Attempted 25 field goals	28 - Brandy Montgomery (8-28) at Marquette in Milwaukee, Wis. (Dec. 13, 2015)
Made 5 three-point field goals	5 - Brooke Moore vs. Alabama State in Auburn, Ala. (Dec. 29, 2018)
Made 8 three-point field goals	8 - Tiffany Krantz vs. Troy State in Auburn, Ala. (Nov. 21, 1997)
Attempted 10 three-point field goals	10 - Daisa Alexander at Tennessee in Knoxville, Tenn. (Feb. 14, 2019)
Attempted 15 three-point field goals	16 - Brandy Montgomery at Marquette in Milwaukee, Wis. (Dec. 13, 2015)
Made 10 free throws	11 - Janiah McKay vs. South Carolina in Auburn, Ala. (Feb. 28, 2019)
Made 15 free throws	Never
Shot 100% at the free throw line (min. 10 attempts)	11-11 - Janiah McKay vs. Texas A&M in Auburn, Ala. (Jan. 7, 2018)
Had a double-double	Unique Thompson (11 pts/11 reb) vs. South Carolina in Auburn, Ala. (Feb. 28, 2019)

SEC PRESEASON POLL (Media Vote)

Order of Finish

1. Mississippi State
2. South Carolina
3. Tennessee
4. Georgia
5. Missouri
6. Texas A&M
7. Kentucky
8. Auburn
9. LSU
10. Alabama
11. Arkansas
12. Florida
13. Vanderbilt
14. Ole Miss

Player of the Year

Teaira McCowan, Mississippi State

All-SEC Team

- Caliya Robinson, Georgia
- Anriel Howard, Mississippi State
- Teaira McCowan, Mississippi State
- Sophie Cunningham, Missouri
- Alexis Jennings, South Carolina
- Rennia Davis, Tennessee
- Chennedy Carter, Texas A&M

SEC PRESEASON POLL (Coaches' Vote)

Order of Finish

1. Mississippi State
2. South Carolina
3. Georgia
4. Tennessee
5. Missouri
6. Texas A&M
7. Kentucky
8. Auburn
9. LSU
10. Alabama
11. Arkansas
12. Florida
13. Vanderbilt
14. Ole Miss

Player of the Year

Teaira McCowan, Mississippi State

All-SEC First Team

- Caliya Robinson, Georgia
- Maci Morris, Kentucky
- Anriel Howard, Mississippi State
- Teaira McCowan, Mississippi State
- Sophie Cunningham, Missouri
- Tyasha Harris, South Carolina
- Rennia Davis, Tennessee
- Chennedy Carter, Texas A&M

All-SEC Second Team

- Malica Monk, Arkansas
- Janiah McKay, Auburn
- Unique Thompson, Auburn
- Taylor Murray, Kentucky
- Ayana Mitchell, LSU
- Shandricka Sessom, Ole Miss
- Amber Smith, Missouri
- Alexis Jennings, South Carolina
- Evina Westbrook, Tennessee

Had 2 consecutive double-doubles Unique Thompson: 13/12 at Arkansas, 13/12 at Tennessee (Feb. 10-14, 2019)
Had 3 consecutive double-doubles Unique Thompson: 19/19 at UNM; 19/14 at Iowa St., 16/13 vs. ULL (Nov. 11-25, 2018)
Had 4 consecutive double-doubles DeWanna Bonner: vs. SC, at OM, at UGA, vs. Vandy (Feb. 17-28, 2008)
Had 5 consecutive double-doubles LeCoe Willingham: vs. ALA, at ARK, vs. MSU, at UT, at UK (Jan. 22-Feb. 5, 2004)
Had a double-double at halftime Unique Thompson (16 pts/10 rebs) at Iowa State in Ames, Iowa (Nov. 13, 2018)
Two players had a double-double Unique Thompson (14 p/13 r) & Janiah McKay (16 p/10 a) vs. Grambling State (Nov. 6, 2018)
Recorded a double-double with points and assists Janiah McKay (16 pts/10 assists) vs. Grambling State (Nov. 6, 2018)
Scored 20 points & had 20 rebounds Lauretta Freeman (30 pts/21 rebs.) vs. Alabama, (Feb. 17, 1993)
Had a triple-double Whitney Boddie (24 pts./11 rebs./12 asst.) vs. Sam Houston State (Dec. 5, 2008)
Two players scored 20 points Janiah McKay (21) and Unique Thompson (21) vs. North Carolina in Myrtle Beach, S.C. (Dec. 20, 2018)
Two players scored 30 points Laticia Morris (33 points) & Tara Williams (30 points) vs. South Alabama (Jan. 14, 1997)
Had 2 straight 25-point games Janiah McKay: 27 at South Carolina, 26 vs. Arkansas (Jan. 11-14, 2018)
Had 3 straight 25-point games Janiah McKay: 25 pts vs. Texas A&M, 27 pts at South Carolina, 26 pts vs. Arkansas (Jan. 7-14, 2018)
Zero players scored in double figures at Georgia in Athens, Ga. (Jan. 28, 2016)
Only one player scored in double figures Janiah McKay (12) vs. Alabama [SEC] in Greenville, S.C. (March 7, 2019)
Five players scored in double figures Thompson (19), Primm (16), Alexander (13), Howard (11), McKay (10) vs. Tennessee (Jan. 3, 2019)
Six players scored in double figures McKay/Benton (16), Primm (15), Thompson (14), Alexander/Jones (13) vs. Grambling (Nov. 6, 2018)
Seven players scored in double figures Carrier (19 pts.), Bonner (18 pts.), Smalley (16 pts.), Boddie (13 pts.), R. Hobbs (13 pts.), Hilliard (13 pts.) & S. Hobbs (10 pts.) vs. Sam Houston State (Dec. 5, 2008)
Two players had 10 rebounds Unique Thompson (13) and Emari Jones (10) vs. Louisiana-Lafayette in Auburn, Ala. (Nov. 25, 2018)
Three players had 10 rebounds Jordan Greenleaf (12 rebs.), DeWanna Bonner (12 rebs.) & Whitney Boddie (10 rebs.) vs. Oakland (Nov. 21, 2007)
Played every minute Jordan Greenleaf (40 mins.) vs. Florida in Duluth, Ga. [SEC] (Mar. 4, 2010)
Played 40 or more minutes in OT game Unique Thompson (43 mins.) vs. Georgia in Auburn, Ala. (Feb. 3, 2019)
Attempted a slam dunk Hasina Muhammad vs. St. John's in Auburn, Ala. (Dec. 6, 2013)
Made a shot from half-court or beyond Brooke Moore (2nd quarter) vs. Alabama State in Auburn, Ala. (Dec. 29, 2018)

Last Time an Auburn Opponent...

Shot less than 30% in a game (SEC) Alabama - 23.3% (10-of-43) in Auburn, Ala. (Feb. 17, 2019)
Shot less than 30% in a game (Non-conf) Alabama State - 29.8% (14-of-47) in Auburn, Ala. (Dec. 29, 2018)
Shot 60% in a game Vanderbilt - 61.0% in Nashville, Tenn. (Jan. 17, 2019)
Scored 90 points Virginia Tech 92, Auburn 87 [OT] in Auburn, Ala. (Dec. 18, 2016)
Scored 100 points Georgia 102, Auburn 72 in Athens, Ga. (Mar. 3, 1984)
Scored 100 points at Auburn Tuskegee 105, Auburn 98 (2OT) (Feb. 12, 1979)
Scored 100 points and Lost Never
Had 25+ rebound margin Never
Had a 20+ rebound margin 20 - Alabama (56-36) in Auburn, Ala. (Feb. 20, 2017)
Scored less than 10 points in a quarter 8 - Texas A&M (2nd quarter) in Greenville, S.C. (March 8, 2019)
Scored less than 10 points in all four quarters Winthrop (9-8-8-8) in Auburn, Ala. (Dec. 16, 2015)
Scored 30 or more points in a quarter 30 - South Carolina (1st quarter) in Columbia, S.C. (Jan. 11, 2018)
Scored less than 10 points in a half 8 - Jacksonville (1st half) in Auburn, Ala. (Dec. 28, 2016)
Scored less than 20 points in a 1st half 12 - Alabama in Auburn, Ala. (Feb. 17, 2019)
Scored less than 20 points in a 2nd half 19 - Florida in Auburn, Ala. (Dec. 31, 2017)
Had 50 rebounds 56 - Alabama in Auburn, Ala. (Feb. 20, 2017)
Had 25 assists 25 - Florida International in Miami, Fla. (Dec. 19, 1993)
Had 25-29 turnovers 26 - Texas A&M [SEC] in Greenville, S.C. (March 8, 2019)
Had 30-34 turnovers 30 - XULA in Auburn, Ala. (Dec. 28, 2017)
Had 35+ turnovers 35 - ULM in Auburn, Ala. (Nov. 27, 2017)
Had 15 steals 15 - East Carolina in Auburn, Ala. (Dec. 5, 2015)
Had 10 blocks 11 - at Baylor [NCAA] in Waco, Texas (March 20, 2016)
Failed to make a 3-point field goal LSU (0-6) in Baton Rouge, La. (Feb. 1, 2016)
Attempted 35 free throws 35 - Florida in Gainesville, Fla. (Feb. 28, 2016)
Made 30 free throws 30 - Arkansas (Jan. 22, 1995)
Made 10 three-point field goals 10 - Alabama (10-24) in Greenville, S.C. (March 9, 2019)
Made 15 three-point field goals 18 - Missouri in Columbia, Mo. (Jan. 6, 2013)
Scored 41-50 points in a game 46 - LSU in Baton Rouge, La. (March 3, 2019)
Scored 31-40 points in a game 38 - Alabama in Auburn, Ala. (Feb. 17, 2019)
Scored 30 points or less 26 - Georgia in Athens, Ga. (Feb. 22, 2015)
Scored 25 points or less 25 - Puerto Rico Mayaguez (Dec. 17, 2000)

Last Time an Opposing Player...

Scored 30+ points (non-conference) 30 - Nina Davis of Baylor [NCAA] in Waco, Texas (March 20, 2016)
Scored 30+ points (SEC) 41 - Chelsea Dungee of Arkansas in Fayetteville, Ark. (Feb. 10, 2019)
Scored 35+ points 41 - Chelsea Dungee of Arkansas in Fayetteville, Ark. (Feb. 10, 2019)
Attempted 25 field goals 27 - Jantel Lavender (9-27) of Ohio State (Nov. 23, 2008)
Scored 20 points & had 20 rebounds Young of Baylor in the WNIT Championship Game, (20 pts./25 rebs.) (Apr. 4, 2003)
Two players scored 20 points Meme Jackson (27) and Rennia Davis (23) of Tennessee in Auburn, Ala. (Jan. 3, 2019)
Three players scored 20 points by LSU in Baton Rouge, Chatman (22 pts), Johnson (21 pts) & Lowery (20 pts) (Jan. 12, 1991)
Five players scored in double figures Lorenzen (10), Needles (11), Lewis (10), Williams (11), Copeland (12) of Florida (Jan. 4, 2015)
Six players scored in double figures Williams (10), Lewis (13), Bonds (18), Peoples (10), Miller (12), Svete (12) of Florida (Jan. 26, 2014)
Recorded a double-double N'dea Jones of Texas A&M (12 pts/13 rebs) in Greenville, S.C. (March 8, 2019)
Recorded a double-double with points and assists Tyasha Harris (12 pts/11 ast) of South Carolina in Columbia, S.C. (Jan. 11, 2018)
Recorded a triple-double Ceira Ricketts (14 pts./13 rebs./12 asst.) of Arkansas (Jan. 18, 2009)
Two players recorded a double-double C. Green (16 pts/11 reb) & Davis (15 pts/10 reb) of Tennessee in Knoxville, Tenn. (Feb. 14, 2019)
Committed 10+ turnovers 10 - Shaquera Wade of Alabama in Greenville, S.C. (March 7, 2019)
Had 15-19 rebounds 15 - by N'dea Jones of Texas A&M in Auburn, Ala. (Jan. 24, 2019)
Had 20+ rebounds 21 - Ayana Mitchell of LSU in Baton Rouge, La. (March 3, 2019)
Had 10 assists 10 - Tyasha Harris of South Carolina in Auburn, Ala. (Feb. 28, 2019)
Had 15 assists 16 - Cindy McMahan of Alabama-Huntsville (Nov. 24, 1980)
Had 5 blocks 5 - Ashley Knight of Alabama in Tuscaloosa, Ala. (Feb. 18, 2018)
Had 10 blocks Never
Had 5 steals 6 - Taylor Murray of Kentucky in Auburn, Ala. (Feb. 7, 2019)
Made 15 field goals 15 - Chamique Holdsclaw (15-21) of Tennessee (Feb. 1, 1998)
Made 10 3-point field goals 11 - Morgan Eye (11-18) of Missouri in Columbia, Mo. (Jan. 6, 2013)

2018-19 Auburn Individual Highs...**First Half**

Points.....	16, Unique Thompson at Iowa State (11/13/18)
Field Goals Made.....	6, 4x; last, Unique Thompson at Vanderbilt (1/17/19)
Field Goal Attempts.....	11, Daisa Alexander at Tennessee (2/14/19)
3-Point Field Goals Made	3, 5x; last, Daisa Alexander at Tennessee (2/14/19)
3-Point Field Goal Attempts	8, Emari Jones vs. Coastal Carolina (12/18/18)
Free Throws Made	6, Janiah McKay at New Mexico (11/11/18)
Free Throws Attempted	8, Janiah McKay at New Mexico (11/11/18)
Rebounds	11, 2x; last, Unique Thompson vs. Oklahoma (12/2/18)
Assists	5, 2x; last, Janiah McKay vs. Nicholls State (11/9/18)
Blocked Shots.....	2, 4x; last, Erin Howard at Arkansas (2/10/19)
Steals	4, Crystal Primm vs. Mississippi State (1/14/19)

Second Half

Points.....	17, Brooke Moore vs. Alabama State (12/29/18)
Field Goals Made.....	6, 3x; last, Daisa Alexander at Florida (1/6/19)
Field Goal Attempts.....	11, 3x; last, Daisa Alexander at Tennessee (2/14/19)
3-Point Field Goals Made	3, 4x; last, Brooke Moore vs. Mississippi State (1/14/19)
3-Point Field Goal Attempts	8, Brooke Moore vs. Alabama State (12/29/18)
Free Throws Made	9, Janiah McKay at St. Joseph's (12/6/18)
Free Throws Attempted	10, 2x; last, Crystal Primm vs. Coastal Carolina (12/18/18)
Rebounds	11, Unique Thompson vs. UL-Lafayette (11/25/18)
Assists	6, Janiah McKay vs. South Carolina (2/28/19)
Blocked Shots.....	2, 5x; last, Howard/Jackson vs. Alabama State (12/29/18)
Steals	5, Crystal Primm vs. Nicholls State (11/9/18)

Game

Points.....	23, 2x; last, Janiah McKay at Missouri (1/27/19)
Field Goals Made.....	10, Unique Thompson vs. North Carolina (12/20/18)
Field Goal Attempts.....	22, Daisa Alexander at Tennessee (2/14/19)
3-Point Field Goals Made	5, 2x; last, Brooke Moore vs. Alabama State (12/29/18)
3-Point Field Goal Attempts	13, Brooke Moore vs. Alabama State (12/29/18)
Free Throws Made	11, Janiah McKay vs. South Carolina (2/28/19)
Free Throws Attempted	14, Janiah McKay vs. South Carolina (2/28/19)
Rebounds	19, Unique Thompson at New Mexico (11/11/18)
Assists	10, Janiah McKay vs. Grambling (11/6/18)
Blocked Shots.....	3, 3x; last, Erin Howard at Arkansas (2/10/19)
Steals	7, Crystal Primm vs. Mississippi State (1/14/19)

2018-19 Auburn Team Highs...**First Half**

Points.....	51 at Elon (12/22/18)
Field Goals Made.....	19 at Elon (12/22/18)
Field Goal Attempts.....	41 vs. North Carolina (12/20/18)
3-Point Field Goals Made	7 at Elon (12/22/18)
3-Point Field Goal Attempts	17 vs. CCU (12/18/18) & vs. Alabama State (12/29/18)
Free Throws Made	15 at New Mexico (11/11/18)
Free Throws Attempted	20 at New Mexico (11/11/18)
Rebounds	29 at New Mexico (11/11/18)
Assists	12, 2x; last at XULA (11/28/18)
Blocked Shots.....	3, 3x; last vs. Alabama State (12/29/18)
Steals	9 vs. North Carolina (12/20/18) & vs. Alabama State (12/29/18)

Second Half

Points.....	53 vs. Grambling (11/6/18)
Field Goals Made.....	22 vs. Grambling (11/6/18)
Field Goal Attempts.....	41 vs. Nicholls State (11/9/18)
3-Point Field Goals Made	7 vs. Oklahoma (12/2/18) & at Elon (12/22/18)
3-Point Field Goal Attempts	18 vs. Alabama State (12/29/18)
Free Throws Made	16 vs. CCU (12/18/18) & vs. Alabama State (12/29/18)
Free Throws Attempted	22 vs. Coastal Carolina (12/18/18) & vs. Kentucky (2/7/19)
Rebounds	25 vs. Grambling (11/6/18)
Assists	16 vs. Grambling (11/6/18)
Blocked Shots.....	6 vs. Alabama State (12/29/18)
Steals	14 vs. Georgia (2/3/19)

Game

Points.....	97 vs. Grambling (11/6/18)
Field Goals Made.....	38 vs. Grambling (11/6/18) & at Elon (12/22/18)
Field Goal Attempts.....	85 vs. North Carolina (12/20/18)
3-Point Field Goals Made	14 at Elon (12/22/18)
3-Point Field Goal Attempts	35 vs. Alabama State (12/29/18)
Free Throws Made	29 vs. Alabama State (12/29/18)
Free Throws Attempted	36 vs. Alabama State (12/29/18)
Rebounds	53 vs. Grambling (11/6/18)
Assists	24 vs. Grambling (11/6/18)
Blocked Shots.....	9 vs. Alabama State (12/29/18)
Steals	21 vs. Georgia (2/3/19)
Turnovers Forced.....	29 vs. Samford (12/16/18)

Specialty Statistics (Auburn-Opponent)

Opponent	Points in the Paint	Points off Turnovers	2nd-Chance Points	Fast-Break Points	Bench Points
Grambling	44-22	28-19	28-9	15-12	26-15
Nicholls State	36-22	29-11	11-2	12-6	17-10
at New Mexico	40-24	16-12	18-11	11-26	12-20
at Iowa State	20-26	19-19	7-14	2-2	5-7
Louisiana-Lafayette	32-24	27-17	7-12	12-4	22-18
at Xavier (La.)	32-20	27-16	16-11	8-2	20-32
Oklahoma	40-30	25-10	11-11	16-6	26-17
at St. Joseph's	36-26	20-4	5-7	14-7	14-22
Samford	26-22	30-3	12-3	6-4	15-24
vs. Coastal Carolina	32-34	30-14	20-20	6-2	19-29
vs. North Carolina	42-26	38-16	24-13	2-6	13-25
at Elon	40-16	27-7	18-7	12-0	41-17
Alabama State	22-18	34-5	18-14	8-6	49-22
Tennessee	34-32	20-13	19-14	2-12	0-3
at Florida	30-14	31-12	5-7	6-4	6-21
at Alabama	42-26	28-18	6-11	8-2	12-3
Mississippi State	20-44	20-15	11-18	13-12	19-27
at Vanderbilt	38-26	24-17	19-7	4-2	13-4
Texas A&M	34-28	26-13	9-13	6-2	14-0
at Missouri	26-16	20-1	10-6	0-0	13-7
at Ole Miss	28-20	15-7	14-15	4-0	9-9
Georgia	28-24	22-11	19-11	2-11	4-17
Kentucky	36-20	22-14	6-7	8-12	17-20
at Arkansas	42-16	20-13	17-13	8-2	15-17
at Tennessee	32-32	12-13	11-16	10-10	9-2
Alabama	26-12	26-9	13-3	2-2	30-9
Missouri	16-30	17-4	6-10	0-2	4-7
South Carolina	32-34	11-13	11-14	4-4	2-23
at LSU	20-26	25-10	14-12	2-2	15-19
vs. Alabama [SEC]	18-14	29-10	5-7	2-0	20-2
vs. Texas A&M [SEC]	28-34	21-15	11-10	0-2	20-2
TOTALS	976-758	719-347	401-328	205-164	501-450
Averages	31.5-24.5	23.2-11.2	11.9-10.6	6.6-5.3	16.2-14.5

Lead-Deficit Comparison

Opponent	Largest Lead	Largest Deficit	Lead Changes	Ties	Result
Grambling	49 (4th, 0:09)	4 (1st, 8:38)	1	0	W, 97-48
Nicholls State	29 (4th, 6:21)	--	0	0	W, 80-59
at New Mexico	8 (2nd, 8:50)	4 (2nd, 1:14)	15	16	W, 79-76
at Iowa State	15 (2nd, 2:26)	10 (4th, 2:21)	1	2	L, 64-67
Louisiana-Lafayette	16 (4th, 6:20)	--	0	0	W, 71-59
at Xavier (La.)	20 (4th, 5:26)	2 (1st, 9:34)	1	2	W, 77-58
Oklahoma	22 (3rd, 8:09)	8 (1st, 1:21)	3	1	W, 95-79
at St. Joseph's	16 (1st, 0:30)	2, (1st, 8:19)	4	1	W, 81-70
Samford	34 (4th, 9:50)	--	0	0	W, 73-46
vs. Coastal Carolina	8 (4th, 2:32)	7 (2nd, 5:34)	17	7	W, 84-78
vs. North Carolina	11 (3rd, 5:37)	5 (2nd, 9:42)	7	6	W, 86-81 (OT)
at Elon	54 (4th, 0:20)	--	0	0	W, 96-44
Alabama State	37 (4th, 1:14)	--	0	0	W, 83-50
Tennessee	3 (1st, 9:14)	9, (4th, 0:09)	9	8	L, 69-78
at Florida	11 (4th, 0:11)	8 (3rd, 7:32)	10	5	W, 64-56
at Alabama	15 (2nd, 2:35)	2 (1st, 5:34)	2	2	W, 66-56
Mississippi State	--	27 (4th, 5:49)	0	2	L, 59-85
at Vanderbilt	2 (4th, 0:09)	20 (3rd, 7:56)	3	3	W, 72-70
Texas A&M	8 (2nd, 1:51)	11 (4th, 5:58)	6	4	L, 67-69
at Missouri	--	29 (3rd, 4:39)	0	0	L, 65-74
at Ole Miss	22 (4th, 4:39)	1 (2nd, 9:11)	1	4	W, 64-51
Georgia	2 (2nd, 9:13)	13 (4th, 9:43)	11	10	W, 59-58 (OT)
Kentucky	2 (1st, 9:36)	16 (2nd, 5:21)	3	0	L, 68-78
at Arkansas	17 (3rd, 8:29)	5 (1st, 7:44)	8	5	W, 75-72
at Tennessee	7 (2nd, 1:00)	13, (4th, 4:18)	5	5	L, 62-73
Alabama	39 (3rd, 1:44)	--	0	0	W, 77-38
Missouri	8 (2nd, 2:12)	7 (3rd, 0:14)	5	11	W, 58-54
South Carolina	2 (4th, 6:58)	15 (2nd, 1:07)	2	2	L, 66-73
at LSU	16 (3rd, 1:23)	8 (1st, 3:48)	1	1	W, 56-46
vs. Alabama [SEC]	4 (4th, 5:26)	7 (3rd, 4:25)	5	3	W, 53-52
vs. Texas A&M [SEC]	4 (2nd, 1:10)	9 (1st, 4:06)	9	10	L, 62-64

Comparison Statistics (Auburn/Opponent)

Opponent	1st	2nd	Score	Mar	Total FG	FG Pct	3-Pointers	3FG Pct	Free Throws	FT Pct	Reb.	Mar	Assist	TO	Blk	Stl	Fouls
Grambling	44/20	53/28	97-48	+49	38-71/15-58	.535/.259	9-28/3-15	.321/.200	12-17/15-20	.706/.750	53/26	+27	24/9	18/20	6/0	11/10	18/20
Nicholls State	37/26	43/33	80-59	+21	32-71/20-53	.451/.377	4-18/9-24	.222/.375	12-13/10-11	.923/.909	42/28	+14	19/16	16/24	5/0	18/7	17/14
New Mexico	36/33	33/33	79-76	+3	28-68/24-63	.412/.381	4-17/12-37	.235/.324	19-25/16-24	.760/.667	45/39	+6	11/18	17/17	2/2	10/11	18/18
Iowa State	38/29	26/38	64-67	(3)	23-56/23-62	.411/.371	8-24/9-32	.333/.281	10-17/12-24	.588/.500	36/42	(6)	10/13	16/15	3/3	6/8	22/13
UL-Lafayette	34/26	37/33	71-59	+12	27-61/20-60	.443/.333	6-14/5-17	.429/.294	11-17/14-16	.647/.875	38/37	+1	19/6	22/26	5/2	15/12	20/19
Xavier (La.)	39/30	38/28	77-58	+19	29-66/20-49	.439/.408	10-24/8-33	.417/.364	9-17/10-10	.529/1.000	34/33	+1	22/13	14/25	5/0	14/9	16/16
Oklahoma	44/30	51/49	95-79	+16	36-74/28-61	.486/.459	13-29/10-23	.448/.435	10-13/13-26	.769/.500	39/39	-	15/14	12/21	1/2	12/10	18/17
St. Joseph's	42/30	39/40	81-70	+11	29-54/27-61	.537/.443	5-12/13-32	.417/.406	18-23/3-6	.783/.500	30/30	-	13/21	10/14	0/1	9/4	9/14
Samford	36/17	37/29	73-46	+27	25-64/19-51	.391/.373	6-16/7-21	.375/.333	17-20/1-2	.850/.500	34/36	(2)	10/16	12/29	3/2	15/7	8/20
Coastal Carolina	38/39	46/39	84-78	+6	28-67/27-59	.418/.458	7-27/5-25	.259/.200	21-27/19-26	.778/.731	36/41	(5)	11/10	15/23	0/1	8/7	23/23
North Carolina	34/29	40/35	86-80	+5	34-85/32-62	.400/.516	5-22/9-26	.227/.346	13-18/8-9	.722/.889	46/40	+6	8/20	15/27	3/4	20/7	17/20
Elon	51/19	45/25	96-44	+52	38-60/15-49	.633/.306	14-26/4-15	.588/.267	6-7/10-16	.857/.625	37/21	+16	18/9	12/20	3/0	10/7	20/9
Alabama State	37/20	46/30	83-50	+34	22-70/14-47	.314/.298	10-35/5-14	.286/.357	29-36/17-20	.806/.850	42/38	+4	12/9	6/24	9/1	17/2	18/28
Tennessee	35/35	34/43	69-78	(9)	24-70/27-50	.343/.540	6-22/7-15	.273/.467	15-20/17-23	.750/.739	29/43	(14)	10/18	11/23	2/4	9/9	18/18
Florida	25/31	39/25	64-56	+8	24-54/18-52	.444/.346	6-18/11-31	.333/.355	10-14/9-12	.714/.750	34/32	+2	9/12	15/20	1/1	11/7	19/13
Alabama	36/23	30/33	66-56	+10	29-52/22-55	.558/.400	4-14/8-23	.286/.348	4-8/4-7	.500/.571	27/33	(6)	16/14	17/25	2/2	16/9	15/13
Mississippi State	28/38	31/47	59-85	(26)	23-59/29-55	.390/.527	5-20/4-12	.250/.333	8-10/23-30	.444/.767	24/43	(19)	8/16	16/20	2/5	15/8	25/17
Vanderbilt	29/42	43/28	72-70	+2	30-67/25-41	.448/.610	5-18/9-13	.278/.692	7-11/11-15	.636/.733	27/30	(3)	10/19	10/21	1/2	12/4	18/14
Texas A&M	30/22	37/47	67-69	(2)	25-62/23-48	.403/.479	8-20/6-16	.400/.375	9-11/17-28	.818/.607	30/39	(9)	9/10	12/21	0/3	11/5	20/14
Missouri	23/43	42/31	65-74	(9)	26-62/22-45	.419/.489	6-12/12-26	.500/.462	7-16/18-23	.438/.783	28/38	(10)	7/19	6/17	1/5	8/4	20/17
Ole Miss	27/24	37/27	64-51	+13	21-60/18-51	.350/.353	4-20/7-24	.200/.292	18-24/8-11	.750/.727	40/38	+2	16/11	9/20	2/1	14/6	19/16
Georgia	19/22	30/27	59-58	+1	20-66/23-50	.303/.460	1-10/8-22	.100/.364	18-25/4-8	.720/.500	38/37	+1	4/17	17/28	1/7	21/7	11/18
Kentucky	28/42	40/36	68-78	(10)	22-52/26-54	.423/.519	2-11/11-20	.182/.550	22-29/11-13	.759/.846	29/27	+2	11/15	15/17	1/2	14/11	16/19
Arkansas	38/24	37/48	75-72	+3	28-61/21-57	.459/.368	5-17/9-25	.294/.360	14-17/21-24	.824/.875	37/32	+5	15/9	11/12	5/1	7/6	23/17
Tennessee	32/27	30/46	62-73	(11)	27-65/27-63	.415/.429	6-19/5-13	.316/.385	2-5/14-16	.400/.875	30/45	(15)	11/16	13/12	2/0	8/10	19/8
Alabama	38/12	39/26	77-38	+39	25-59/10-43	.424/.233	8-19/4-21	.421/.190	19-22/14-22	.864/.636	42/27	+15	15/8	14/22	2/3	12/10	22/19
Missouri	26/22	32/32	58-54	+4	21-58/21-48	.362/.438	6-16/4-16	.375/.250	10-18/8-11	.556/.727	27/39	(12)	12/11	6/19	2/3	8/4	16/16
South Carolina	24/33	42/40	66-73	(7)	22-64/23-53	.344/.434	4-16/3-11	.250/.273	18-25/24-30	.720/.800	28/44	(16)	11/13	10/19	0/4	9/4	27/20
LSU	31/21	25/25	56-46	+10	20-56/16-44	.357/.364	3-11/1-9	.273/.111	13-24/13-24	.542/.542	32/40	(8)	5/7	10/24	2/4	14/5	25/19
Alabama [SEC]	23/27	30/25	53-52	+1	17-51/20-45	.333/.444	5-17/10-24	.294/.417	14-17/2-4	.824/.500	26/32	(6)	9/14	14/26	2/1	12/3	14/14
Texas A&M [SEC]	32/28	30/36	62-64	(2)	26-57/23-39	.456/.590	4-14/4-9	.286/.444	6-10/14-19	.600/.737	20/31	(11)	15/12	15/26	1/0	13/9	17/14

Scoring Breakdown

(Percentage of total points in parentheses)

Opponent	Front Court	Back Court	Sr.	Jr.	So.	Fr.	Starters	Bench
Grambling	40 (41.2)	57 (58.7)	29	28	18	22	71 (73.2)	26 (26.8)
Nicholls State	22 (27.5)	58 (72.5)	29	28	12	11	63 (78.8)	17 (21.2)
at New Mexico	39 (49.3)	40 (50.7)	24	24	21	10	67 (84.8)	12 (15.2)
at Iowa State	28 (43.8)	36 (56.2)	29	11	21	3	59 (92.2)	5 (7.8)
Louisiana-Lafayette	32 (45.1)	39 (54.9)	21	12	21	17	49 (69.0)	22 (31.0)
at Xavier (La.)	31 (40.3)	46 (59.7)	25	17	21	14	57 (74.0)	20 (26.0)
Oklahoma	34 (35.8)	61 (64.2)	22	33	18	24	69 (72.6)	26 (27.4)
at St. Joseph's	30 (37.0)	51 (63.0)	25	30	12	14	67 (82.7)	14 (17.3)
Samford	19 (26.0)	54 (74.0+)	28	25	5	15	58 (79.5)	15 (20.5)
vs. Coastal Carolina	34 (40.5)	50 (59.5)	37	17	16	14	65 (77.4)	19 (22.6)
vs. North Carolina	42 (48.8)	44 (51.2)	30	24	21	11	73 (84.9)	13 (15.1)
at Elon	43 (44.8)	53 (55.2)	18	23	20	35	55 (57.3)	41 (42.7)
Alabama State	33 (39.8)	50 (60.2)	7	21	11	44	34 (41.0)	49 (59.0)
Tennessee	46 (66.7)	13 (33.3)	10	29	19	11	69 (100.0)	0 (0.0)
at Florida	20 (31.3)	44 (68.7)	16	31	8	9	58 (90.6)	6 (9.4)
at Alabama	33 (50.0)	33 (50.0)	14	32	15	5	54 (81.8)	12 (18.2)
Mississippi State	2 (3.4)	57 (96.6)	6	32	2	19	40 (67.8)	19 (32.2)
at Vanderbilt	23 (31.9)	49 (68.1)	24	22	16	8	59 (81.9)	13 (18.1)
Texas A&M	18 (26.9)	49 (73.1)	23	22	8	14	53 (79.1)	14 (20.9)
at Missouri	21 (32.3)	44 (67.7)	23	23	6	13	52 (80.0)	13 (20.0)
at Ole Miss	32 (50.0)	32 (50.0)	6	21	20	17	55 (85.9)	9 (14.1)
Georgia	34 (57.6)	25 (42.4)	22	16	14	7	55 (93.2)	4 (6.8)
Kentucky	35 (51.4)	33 (48.6)	18	13	20	17	51 (75.0)	17 (25.0)
at Arkansas	31 (41.3)	34 (58.7)	15	27	15	18	60 (80.0)	15 (20.0)
at Tennessee	19 (30.6)	43 (69.4)	12	26	14	10	53 (85.5)	9 (14.5)
Alabama	22 (28.6)	55 (71.4)	11	27	11	28	47 (61.0)	30 (39.0)
Missouri	28 (48.3)	30 (51.7)	11	24	9	13	54 (93.1)	4 (6.9)
South Carolina	30 (45.5)	36 (54.5)	21	29	13	3	64 (97.0)	2 (3.0)
at LSU	31 (55.4)	25 (44.6)	3	27	18	8	41 (73.2)	15 (26.8)
vs. Alabama [SEC]	22 (41.5)	31 (58.5)	16	10	15	12	33 (62.2)	20 (37.8)
vs. Texas A&M [SEC]	30 (48.4)	32 (51.6)	17	9	21	15	42 (67.7)	20 (32.3)

Game-by-Game Leaders

	Points	Rebounds	Assists	Steals	Blocked Shots
Grambling	16-McKay/Benton	13-Unique Thompson	10-Janiah McKay	3-McKay/Benton	2-McKay/Thompson
Nicholls State	20-Daisa Alexander	10-Unique Thompson	7-Janiah McKay	5-Crystal Primm	2-Unique Thompson
at New Mexico	19-Thompson/McKay	19-Unique Thompson	6-Janiah McKay	3-Alexander/McKay	1-Thompson/Howard
at Iowa State	19-Unique Thompson	14-Unique Thompson	3-McKay/Jones	2-Daisa Alexander	2-Unique Thompson
UL-Lafayette	16-Unique Thompson	13-Unique Thompson	8-Daisa Alexander	4-Unique Thompson	3-Abigayle Jackson
at Xavier (La.)	16-Emari Jones	8-Unique Thompson	7-Janiah McKay	3-Thompson/Alexander	2-Abigayle Jackson
Oklahoma	19-Daisa Alexander	17-Unique Thompson	5-Daisa Alexander	3-Crystal Primm	1-Crystal Primm
at St. Joseph's	21-Janiah McKay	6-Unique Thompson	4-McKay/Alexander	4-Janiah McKay	(none)
Samford	20-Janiah McKay	6-Unique Thompson	4-Janiah McKay	4-Janiah McKay	1-(three players)
vs. Coastal Carolina	21-Janiah McKay	7-Unique Thompson	4-Janiah McKay	3-Emari Jones	(none)
vs. North Carolina	21-McKay/Thompson	18-Unique Thompson	4-Janiah McKay	4-(three players)	1-(three players)
at Elon	17-Crystal Primm	7-Primm/Howard	4-Janiah McKay	3-Daisa Alexander	2-Erin Howard
Alabama State	23-Brooke Moore	8-Unique Thompson	3-Janiah McKay	3-(three players)	3-Unique Thompson
Tennessee	19-Unique Thompson	12-Unique Thompson	3-Daisa Alexander	3-Daisa Alexander	1-Thompson/Jackson
at Florida	22-Daisa Alexander	9-Unique Thompson	6-Janiah McKay	5-Daisa Alexander	1-Erin Howard
at Alabama	22-Daisa Alexander	9-Unique Thompson	5-Erin Howard	4-Daisa Alexander	1-Howard/Jackson
Mississippi State	18-Daisa Alexander	5-Daisa Alexander	3-McKay/Sanders	7-Crystal Primm	1-Moore/Sanders
at Vanderbilt	19-Janiah McKay	13-Unique Thompson	6-Janiah McKay	4-Primm/McKay	1-Unique Thompson
Texas A&M	17-Janiah McKay	10-Unique Thompson	3-Janiah McKay	4-Crystal Primm	(none)
at Missouri	23-Janiah McKay	7-Unique Thompson	2-Alexander/Thompson	2-Primm/Moore	1-Crystal Primm
at Ole Miss	20-Unique Thompson	12-Unique Thompson	6-Janiah McKay	4-Daisa Alexander	1-Thompson/White
Georgia	18-Janiah McKay	9-Thompson/Primm	2-Erica Sanders	5-Janiah McKay	1-Unique Thompson
Kentucky	20-Unique Thompson	6-Unique Thompson	5-Crystal Primm	6-Crystal Primm	1-Daisa Alexander
at Arkansas	18-Daisa Alexander	12-Unique Thompson	6-Janiah McKay	2-(three players)	3-Erin Howard
at Tennessee	22-Daisa Alexander	12-Unique Thompson	3-Daisa Alexander	4-Daisa Alexander	1-Thompson/Jackson
Alabama	22-Daisa Alexander	7-Daisa Alexander	6-Janiah McKay	3-Thompson/Alexander	1-Benton/Jackson
Missouri	19-Daisa Alexander	8-Unique Thompson	6-Janiah McKay	1-(eight players)	2-Erin Howard
South Carolina	21-Janiah McKay	11-Unique Thompson	7-Janiah McKay	3-Janiah McKay	(none)
at LSU	16-Daisa Alexander	10-Unique Thompson	2-Erica Sanders	4-Erica Sanders	1-Howard/Jackson
vs. Alabama [SEC]	12-Janiah McKay	10-Unique Thompson	2-(four players)	4-Daisa Alexander	1-Howard/Jackson
vs. Texas A&M [SEC]	17-Janiah McKay	5-Thompson/Jackson	6-Crystal Primm	4-Robyn Benton	1-Abigayle Jackson

2018-19 Starting Lineups

	Point Guard (1)	Wing (2)	Wing (3)	Wing (4)	Post (5)
Grambling	Janiah McKay	Daisa Alexander	Crystal Primm	Emari Jones	Unique Thompson
Nicholls State	Janiah McKay	Daisa Alexander	Crystal Primm	Emari Jones	Unique Thompson
at New Mexico	Janiah McKay	Daisa Alexander	Crystal Primm	Emari Jones	Unique Thompson
at Iowa State	Janiah McKay	Daisa Alexander	Crystal Primm	Emari Jones	Unique Thompson
Louisiana-Lafayette	Janiah McKay	Daisa Alexander	Crystal Primm	Emari Jones	Unique Thompson
at Xavier (La.)	Janiah McKay	Daisa Alexander	Crystal Primm	Emari Jones	Unique Thompson
Oklahoma	Janiah McKay	Daisa Alexander	Crystal Primm	Emari Jones	Unique Thompson
at St. Joseph's	Janiah McKay	Daisa Alexander	Crystal Primm	Emari Jones	Unique Thompson
Samford	Janiah McKay	Daisa Alexander	Crystal Primm	Emari Jones	Unique Thompson
vs. Coastal Carolina	Janiah McKay	Daisa Alexander	Crystal Primm	Emari Jones	Unique Thompson
vs. North Carolina	Janiah McKay	Daisa Alexander	Crystal Primm	Emari Jones	Unique Thompson
at Elon	Janiah McKay	Daisa Alexander	Crystal Primm	Emari Jones	Unique Thompson
Alabama State	Janiah McKay	Daisa Alexander	Crystal Primm	Emari Jones	Unique Thompson
Tennessee	Janiah McKay	Daisa Alexander	Crystal Primm	Erin Howard	Unique Thompson
at Florida	Janiah McKay	Daisa Alexander	Crystal Primm	Erin Howard	Unique Thompson
at Alabama	Janiah McKay	Daisa Alexander	Crystal Primm	Erin Howard	Unique Thompson
Mississippi State	Janiah McKay	Daisa Alexander	Crystal Primm	Erin Howard	Unique Thompson
at Vanderbilt	Janiah McKay	Daisa Alexander	Crystal Primm	Erin Howard	Unique Thompson
Texas A&M	Janiah McKay	Daisa Alexander	Erica Sanders	Crystal Primm	Unique Thompson
at Missouri	Janiah McKay	Daisa Alexander	Erica Sanders	Crystal Primm	Unique Thompson
at Ole Miss	Janiah McKay	Daisa Alexander	Crystal Primm	Erin Howard	Unique Thompson
Georgia	Janiah McKay	Daisa Alexander	Crystal Primm	Erin Howard	Unique Thompson
Kentucky	Janiah McKay	Daisa Alexander	Crystal Primm	Erin Howard	Unique Thompson
at Arkansas	Janiah McKay	Daisa Alexander	Crystal Primm	Erin Howard	Unique Thompson
at Tennessee	Janiah McKay	Daisa Alexander	Crystal Primm	Erin Howard	Unique Thompson
Alabama	Janiah McKay	Daisa Alexander	Crystal Primm	Erin Howard	Unique Thompson
Missouri	Janiah McKay	Daisa Alexander	Crystal Primm	Erin Howard	Unique Thompson
South Carolina	Janiah McKay	Daisa Alexander	Crystal Primm	Erin Howard	Unique Thompson
at LSU	Janiah McKay	Daisa Alexander	Crystal Primm	Erin Howard	Unique Thompson
vs Alabama [SEC]	Janiah McKay	Daisa Alexander	Crystal Primm	Erin Howard	Unique Thompson
vs Texas A&M [SEC]	Janiah McKay	Daisa Alexander	Crystal Primm	Erin Howard	Unique Thompson

Record by Starting Lineup

McKay, Alexander, Primm, Jones, Thompson12-1 (.923)
McKay, Alexander, Primm, Howard, Thompson10-6 (.625)
McKay, Alexander, Sanders, Primm, Thompson0-2 (.000)



Terri

WILLIAMS-FLOURNOY

Head Coach

Seventh Season at Auburn • 15th as a Head Coach • 27th Season in coaching

Hampton, Va. • Penn State, 1991

- Has taken her teams to postseason appearances in nine of the last 11 years, including six NCAA Tournament appearances
- Led Auburn to 19 or more wins in four of her first seven years
- Has had six players selected to All-SEC teams
- Auburn has forced an average of 20.0+ turnovers per game under Coach Flo
- Led Auburn to the postseason in five of seven seasons, advancing to WNIT Quarterfinals in 2013 and Third Round in 2014, along with NCAA Tournament in 2016, 2017 and 2019
- Won her 100th game at Auburn on Feb. 8, 2018, defeating LSU 70-62
- Picked up her 200th career head coaching victory Dec. 5, 2015 at home vs. East Carolina
- Won 250th career game at Xavier (La.) on Nov. 28, 2018
- Recorded her 400th career win as a collegiate coach in Auburn's 68-58 win over Hofstra on Dec. 9, 2012
- Won her 500th game as a collegiate coach with victory over Louisiana-Lafayette on Nov. 25, 2018
- Picked up first SEC win in 50-47 win over #23 Arkansas in 2013
- Earned second win over ranked opponent at Auburn and snapped 21-game skid to #16 Vanderbilt with 68-62 win in Nashville on Feb. 13, 2014
- Picked up first top-10 win with a 66-61 victory over #7 Kentucky on Jan. 3, 2016
- Has 267 wins as a head coach and 251 as an assistant for a .619 winning percentage over 27 years as a collegiate coach
- Has been part of six conference championships and 21 post-season appearances as an assistant and head coach
- 2010 Black Coaches Association Coach of the Year
- Served as an assistant coach for Team USA that won a gold medal at the 2011 World University Games in Shenzhen, China
- Coached teams to 15 NCAA Tournament appearances, nine as an assistant and six as a head coach
- Has coached 24 players that have gone on to the professional ranks, including seven in the WNBA
- As an assistant, helped coach Georgia to an NCAA Final Four appearance and two NCAA Elite Eight appearances
- Coached three Georgetown players to three all-conference honors and one All-America award
- Has a 606-355 record in 31 seasons as a head coach, assistant coach and player
- Helped coach Georgetown to a Big East title in 1992
- As an assistant coach at Southwest Missouri State, helped the team to two straight NCAA Tournaments and two consecutive Missouri Valley Conference Tournament titles

All-time record as player and coach:	606-355 (.631)	31 seasons
Record as collegiate player:	88-36 (.709)	4 seasons
Record as collegiate coach:	518-319 (.619)	27 seasons
Record as collegiate assistant coach:	251-117 (.683)	12 seasons
Record as collegiate head coach:	267-204 (.567)	15 seasons
Record as Auburn head coach:	124-100 (.554)	7 seasons

Williams-Fournoy Year-by-Year

Penn State, Player (1987-91)

Year	Record	Conf.	Other Information
1987-88	20-13	11-7	NCAA Second Round
1988-89	14-14	12-6	
1989-90	25-7	15-3	NCAA Second Round
1990-91	29-2	17-1	NCAA Second Round

Georgetown, Assistant Coach (1992-96)

Year	Record	Conf.	Other Information
1992-93	23-7	15-3	Big East Champions NCAA Sweet 16
1993-94	12-15	6-12	
1994-95	11-17	6-12	
1995-96	12-15	7-11	

Georgia, Assistant Coach (1996-2002)

Year	Record	Conf.	Other Information
1996-97	25-6	11-1	SEC Champions NCAA Elite Eight
1997-98	17-11	8-6	NCAA First Round
1998-99	27-7	9-5	NCAA Final Four
1999-2000	32-4	13-1	SEC Champions NCAA Elite Eight
2000-01	27-6	11-3	SEC Tournament Champions NCAA Second Round
2001-02	19-11	6-8	NCAA First Round

Southwest Missouri State, Assistant Coach (2002-04)

Year	Record	Conf.	Other Information
2002-03	18-13	11-7	MVC Tournament Champions NCAA First Round
2003-04	28-4	16-2	Missouri Valley Champions MVC Tournament Champions NCAA First Round

Georgetown, Head Coach (2004-12)

Year	Record	Conf.	Other Information
2004-05	12-16	7-9	
2005-06	10-17	3-13	
2006-07	13-16	3-13	
2007-08	15-14	5-11	
2008-09	20-14	7-9	WNIT Quarterfinals
2009-10	26-7	13-3	NCAA Second Round
2010-11	24-11	9-7	NCAA Sweet 16
2011-12	23-9	11-5	NCAA Second Round

Auburn, Head Coach (2012-present)

Year	Record	Conf.	Other Information
2012-13	19-15	5-11	WNIT Quarterfinals
2013-14	19-15	7-9	WNIT Third Round
2014-15	13-18	3-13	
2015-16	20-13	8-8	NCAA Second Round
2016-17	17-15	7-9	NCAA First Round
2017-18	14-15	5-11	
2018-19	22-9	9-7	



Daisa ALEXANDER

#0

Junior • Guard • 5-8

Decatur, Ga.

****2018 SEC All-Defensive Team****

Southwest DeKalb HS

- Scored in double-digits in 14 of 16 SEC games; led Auburn in 8 SEC games
- Season-high 22 points vs. Florida, Alabama (2x) and Tennessee
- Averaged 14.9 points in SEC play; 16.9 points in SEC road games
- Hit game-winning jumper + free throw with 17 seconds left in 79-76 win at New Mexico (11/11)
- Scored 13 points and had a career-high 8 rebounds in season-opening win over Grambling (11/6)
- Led SEC in steals (2.8/game) as sophomore; named to 2018 SEC All-Defensive Team
- Averaged 14.2 points as sophomore, 2nd-best on team
- Double-digit scoring in 25 of 29 games in 2017-18
- Scored career-high 25 points on 9-14 shooting at Indiana while playing just 20 minutes off the bench (12/3); 12 points in 4th quarter

SEASON HIGHS		
Points	22	4x; last vs. Alabama 2/17/19
Rebounds	8	vs. Grambling 11/6/18
Assists	8	vs. UL-Lafayette 11/25/18
Blocks	1	vs. Kentucky 2/7/19
Steals	5	at Florida 1/6/19
Field Goals	9	2x; last at Tennessee 2/14/19
Field Goal Attempts	22	at Tennessee 2/14/19
3-Point Field Goals	4	3x; last vs. Missouri 2/24/19
3-Point FG Attempts	10	at Tennessee 2/14/19
Free Throws	6	vs. Alabama [SEC] 3/7/19
Free Throw Attempts	7	at LSU 3/3/19

Opponent	Start	Min.	FG-A	3PT-A	FT-A	O-D-T	PF	Ast.	TO	Blk.	St.	Pts.
GRAMBLING STATE	*	35	6-14	1-6	0-0	2-6-8	1	3	3	0	0	13
NICHOLLS STATE	*	31	7-12	2-5	4-5	3-2-5	0	1	1	0	2	20
at New Mexico	*	28	6-16	0-4	2-4	1-3-4	4	0	2	0	3	14
at Iowa State	*	22	2-5	0-3	0-0	0-2-2	4	1	2	0	2	4
LOUISIANA-LAFAYETTE	*	31	1-8	1-1	0-0	0-1-1	3	8	6	0	3	3
at Xavier (La.)	*	22	5-9	3-3	0-0	3-3-6	2	5	1	0	3	13
OKLAHOMA	*	30	7-15	3-7	2-2	0-5-5	1	5	3	0	2	19
at St. Joseph's	*	34	5-10	3-5	3-4	0-2-2	1	2	1	0	1	16
SAMFORD	*	31	6-13	1-5	3-3	2-3-5	0	2	1	0	3	16
vs. Coastal Carolina	*	11	1-4	1-2	0-0	0-0-0	0	2	2	0	0	3
vs. North Carolina	*	31	3-12	0-2	0-0	1-4-5	2	1	4	0	4	6
at Elon	*	24	2-5	1-3	1-2	0-1-1	1	0	1	0	3	6
ALABAMA STATE	*	19	3-9	2-5	1-3	0-1-1	0	0	0	1	2	9
TENNESSEE	*	33	4-17	2-8	3-4	0-2-2	4	3	3	0	3	13
at Florida	*	35	8-15	3-7	3-5	0-2-2	2	0	2	0	5	22
at Alabama	*	30	9-13	3-6	1-1	0-3-3	2	2	1	0	4	22
MISSISSIPPI STATE	*	25	7-13	1-5	3-6	2-3-5	4	1	5	0	3	18
at Vanderbilt	*	30	5-15	2-6	2-2	2-1-3	1	0	1	0	2	14
TEXAS A&M	*	25	4-12	3-7	1-2	1-2-3	4	0	2	0	0	12
at Missouri	*	28	4-12	3-4	0-0	0-3-3	5	2	2	0	0	11
at Ole Miss	*	27	4-11	2-6	0-0	1-2-3	3	1	0	0	4	10
GEORGIA	*	33	1-11	0-3	1-2	0-2-2	2	1	2	0	4	3
KENTUCKY	*	13	0-2	0-1	2-2	1-1-2	2	0	1	1	0	2
at Arkansas	*	31	7-14	2-6	2-2	2-1-3	4	1	0	0	2	18
at Tennessee	*	35	9-22	4-10	0-0	0-2-2	3	3	1	0	4	22
ALABAMA	*	29	7-12	4-7	4-4	1-6-7	1	4	1	0	3	22
MISSOURI	*	33	7-14	4-8	1-2	0-3-3	3	1	1	0	1	19
SOUTH CAROLINA	*	31	6-20	3-8	0-0	0-4-4	5	1	2	0	2	15
at LSU	*	28	6-12	2-4	2-7	0-2-2	2	1	1	0	2	16
vs. Alabama [SEC]	*	29	0-9	0-4	6-6	0-3-3	0	2	1	0	4	6
vs. Texas A&M [SEC]	*	21	1-7	1-3	0-0	0-0-0	4	3	4	0	1	3

CAREER HIGHS		
Points	25	at Indiana 12/3/17
Rebounds	8	vs. Grambling 11/6/18
Assists	8	vs. UL-Lafayette 11/25/18
Blocks	2	at Kentucky 2/1/18
Steals	7	at LSU 1/18/18
Field Goals	9	5x; last at Tennessee 2/14/19
Field Goal Attempts	23	at Tennessee 1/4/18
3-Point Field Goals	4	3x; last vs. Missouri 2/24/19
3-Point FG Attempts	10	at Tennessee 2/14/19
Free Throws	6	2x; last vs. Alabama [SEC] 3/7/19
Free Throw Attempts	8	vs. Xavier (La.) 12/28/17

ALEXANDER'S CAREER STATISTICS

Season	gp-gs	min/avg	Total		3-Point		F-Throws		Rebounds				Scoring							
			fg-fga	pct	fg-fga	pct	ft-fga	pct	off	def	tot	avg	pf	fo	ast	to	blk	stl	pts	avg
2016-17	20-0	113/5.7	9-37	.243	1-10	.100	7-10	.700	9	8	17	0.9	18	0	1	10	0	9	26	1.3
2017-18	29-12	746/25.7	157-403	.390	41-122	.336	57-77	.740	17	59	76	2.6	73	0	39	79	3	80	412	14.2
2018-19	31-31	858/27.7	143-363	.394	57-155	.368	47-68	.691	22	75	97	3.1	70	2	56	57	2	72	390	12.6
TOTAL	80-43	1717/21.5	309-803	.385	99-287	.345	111-155	.716	48	142	190	2.4	161	2	96	146	5	161	828	10.4



Robyn BENTON

#1

Freshman • Guard • 5-9

Conyers, Ga.

2019 SEC All-Freshman Team

Greater Atlanta Christian HS

• 2019 SEC All-Freshman Team**• SEC Freshman of the Week (1/22)**

- Career-high 4 steals in SEC Tournament quarterfinal vs. Texas A&M (3/8)
- Made game-winning shot + free throw with 8.6 seconds left to finish off 20-point comeback win at Vanderbilt (1/17)
- Hit 5-of-5 3-point attempts and scored 15 points in win at Elon (12/22)
- Scored 14 points and was 4-5 on 3-pointers in win over Oklahoma (12/2)
- Shared team lead with 16 points and hit three 3-pointers in collegiate debut vs. Grambling (11/6)
- Five-star prospect, rated No. 17 overall nationally, No. 6 guard by ESPN HoopGurlz
- Sister of former Tennessee football player Inky Johnson

SEASON/CAREER HIGHS

Points

16 vs. Grambling 11/6/18

Rebounds

5 at XULA 11/28/18

Assists

3 2x; last at XULA 11/28/18

Blocks

1 2x; last vs. Nicholls State 11/9/18

Steals

4 vs. Texas A&M [SEC] 3/8/19

Field Goals

6 vs. Grambling 11/6/18

Field Goal Attempts

12 vs. Grambling 11/6/18

3-Point Field Goals

5 at Elon 12/22/18

3-Point FG Attempts

8 vs. Grambling 11/6/18

Free Throws

6 vs. Alabama 2/17/19

Free Throw Attempts

6 vs. Alabama 2/17/19

Opponent	Start	Min.	FG-A	3PT-A	FT-A	O-D-T	PF	Ast.	TO	Blk.	St.	Pts.
GRAMBLING STATE		24	6-12	3-8	1-2	0-1-1	0	3	1	1	3	16
NICHOLLS STATE		18	4-8	1-3	0-0	0-1-1	3	0	1	1	0	9
at New Mexico		18	1-4	0-1	0-0	0-1-1	2	1	1	0	1	2
at Iowa State		19	1-6	1-5	0-0	0-0-0	1	0	2	0	1	3
LOUISIANA-LAFAYETTE		24	5-7	2-3	3-4	1-1-2	2	1	0	0	2	15
at Xavier (La.)		17	2-5	1-2	0-2	3-2-5	1	3	1	0	1	5
OKLAHOMA		15	5-7	4-5	0-0	0-0-0	1	0	0	0	2	14
at St. Joseph's		6	0-0	0-0	0-0	1-0-1	0	0	0	0	0	0
SAMFORD		24	4-10	2-4	0-0	2-1-3	1	0	0	0	2	10
vs. Coastal Carolina		25	1-9	1-4	0-0	1-3-4	0	2	1	0	0	5
vs. North Carolina		11	1-5	0-1	0-0	0-0-0	2	1	0	0	1	2
at Elon		16	5-5	5-5	0-0	0-1-1	3	2	0	0	2	15
ALABAMA STATE		22	3-10	2-7	3-4	1-1-2	1	0	0	0	0	11
TENNESSEE		8	0-3	0-1	0-0	0-0-0	0	0	1	0	0	0
at Florida		4	0-0	0-0	0-0	0-0-0	2	0	1	0	0	0
at Alabama		11	1-5	1-2	0-0	0-2-2	0	0	1	0	1	3
MISSISSIPPI STATE		9	1-6	0-3	1-2	0-1-1	1	0	0	0	1	3
at Vanderbilt		15	2-3	1-2	3-3	2-1-3	1	0	0	0	0	8
TEXAS A&M		17	4-7	3-6	0-0	0-1-1	2	2	1	0	1	11
at Missouri		6	0-0	0-0	0-0	0-1-1	0	0	0	0	0	0
at Ole Miss		17	1-5	0-3	3-4	1-3-4	1	0	0	0	2	5
GEORGIA		4	0-2	0-1	0-0	0-0-0	0	0	1	0	0	0
KENTUCKY		15	3-5	1-3	1-2	0-0-0	2	0	0	0	1	8
at Arkansas		12	4-8	2-4	1-2	1-0-1	1	0	1	0	0	11
at Tennessee		14	3-5	1-2	0-0	0-0-0	2	1	1	0	2	7
ALABAMA		22	2-5	1-3	6-6	1-3-4	1	2	1	1	2	11
MISSOURI		8	0-6	0-2	0-0	1-0-1	1	0	0	0	1	0
SOUTH CAROLINA		8	0-2	0-1	0-0	0-1-1	1	0	0	0	1	0
at LSU		12	1-6	1-4	0-0	1-0-1	1	0	0	0	0	3
vs. Alabama [SEC]		11	2-6	2-6	0-0	0-1-1	1	0	0	0	0	6
vs. Texas A&M [SEC]		18	2-3	0-1	0-1	1-1-2	2	0	1	0	4	4

BENTON'S CAREER STATISTICS

Season	gp-gs	min/avg	Total		3-Point		F-Throws		Rebounds				Scoring							
			fg-fga	pct	fg-fga	pct	ft-fga	pct	off	def	tot	avg	pf	fo	ast	to	blk	stl	pts	avg
2018-19	31-0	452/14.6	64-165	.388	35-92	.380	24-34	.706	16	25	41	1.3	40	0	18	15	3	32	187	6.0
TOTAL	31-0	452/14.6	64-165	.388	35-92	.380	24-34	.706	16	25	41	1.3	40	0	18	15	3	32	187	6.0



Brooke MOORE

#2

Freshman • Guard • 5-7

McDonough, Ga.

Henry County HS

• SEC Freshman of the Week (12/31)

- Led Auburn with career-high 23 points, hit five 3-pointers in win over Alabama State (12/29); also made half-court shot at halftime
- Scored SEC-best 16 points, making four 3-pointers
- Scored 14 points and hit 4 3-pointers in win at Elon (12/22); helped set single-game 3-point record for 2nd time in less than a month
- Made collegiate debut at Xavier (La.); scored 3 points
- Missed first five games with injury
- Five-star prospect, No. 42 overall prospect and No. 11 guard by ESPN HoopGurlz
- Averaged 22.3 points, 4.0 assists, 3.0 steals per game as HS senior; shot 41% on 3-pointers and 81% on free throws
- Georgia Class AAAA Player of the Year as a senior; 3-time AJC Player of the Year

SEASON/CAREER HIGHS

Points	23	vs. Alabama State	12/29/18
Rebounds	4	vs. Coastal Carolina	12/18/18
Assists	3	at Elon	12/22/18
Blocks	1	vs. Mississippi State	1/14/19
Steals	2	at Missouri	1/27/19
Field Goals	6	2x; last vs. Mississippi State	1/14/19
Field Goal Attempts	15	vs. Alabama State	12/29/18
3-Point Field Goals	5	vs. Alabama State	12/29/18
3-Point FG Attempts	13	vs. Alabama State	12/29/18
Free Throws	6	vs. Alabama State	12/29/18
Free Throw Attempts	6	vs. Alabama State	12/29/18

Opponent	Start	Min.	FG-A	3PT-A	FT-A	O-D-T	PF	Ast.	TO	Blk.	St.	Pts.
GRAMBLING STATE						--DNP--						
NICHOLLS STATE						--DNP--						
at New Mexico						--DNP--						
at Iowa State						--DNP--						
LOUISIANA-LAFAYETTE						--DNP--						
at Xavier (La.)	14		1-9	1-6	0-0	0-1-1	0	1	0	0	0	3
OKLAHOMA	11		2-5	2-5	0-0	1-0-1	1	1	1	0	0	6
at St. Joseph's	12		4-9	2-5	0-0	0-2-2	0	0	0	0	0	10
SAMFORD						--DNP--						
vs. Coastal Carolina	14		2-6	1-4	0-0	1-3-4	0	2	1	0	0	5
vs. North Carolina	8		2-5	2-4	0-0	0-0-0	0	0	0	0	0	6
at Elon	18		5-11	4-10	0-0	0-3-3	2	3	2	0	1	14
ALABAMA STATE	23		6-15	5-13	6-6	0-1-1	1	2	0	0	1	23
TENNESSEE	11		0-4	0-3	0-0	0-1-1	0	0	0	0	0	0
at Florida	17		2-9	2-7	0-0	1-1-2	0	0	0	0	0	6
at Alabama	7		0-0	0-0	0-0	0-0-0	1	0	1	0	1	0
MISSISSIPPI STATE	17		6-11	4-9	0-0	0-0-0	2	0	2	1	1	16
at Vanderbilt	5		0-1	0-0	0-0	0-0-0	1	0	1	0	0	0
TEXAS A&M	8		1-2	1-2	0-0	0-0-0	0	0	0	0	0	3
at Missouri	17		3-8	2-5	2-2	0-0-0	2	0	0	0	2	10
at Ole Miss	17		0-8	0-5	0-0	1-1-2	0	0	1	0	0	0
GEORGIA	15		0-4	0-1	0-0	1-1-2	0	0	1	0	1	0
KENTUCKY	16		2-8	1-5	0-0	0-1-1	0	0	0	0	2	5
at Arkansas	4		0-2	0-2	0-0	0-0-0	1	0	0	0	0	0
at Tennessee						--DNP--						
ALABAMA	18		4-8	1-4	2-2	1-2-3	1	0	3	0	1	11
MISSOURI	6		0-3	0-1	0-0	0-0-0	0	0	0	0	0	0
SOUTH CAROLINA	8		0-2	0-1	0-0	0-1-1	0	1	1	0	0	0
at LSU	11		1-4	0-2	0-0	0-0-0	1	0	2	0	1	2
vs. Alabama [SEC]	7		1-3	1-3	0-0	0-0-0	0	0	0	0	0	3
vs. Texas A&M [SEC]	8		3-6	2-4	0-0	1-1-2	1	0	0	0	0	8

MOORE'S CAREER STATISTICS

Season	gp-gs	min/avg	Total		3-Point		F-Throws		Rebounds				Scoring							
			fg-fga	pct	fg-fga	pct	ft-fta	pct	off	def	tot	avg	pf	fo	ast	to	blk	stl	pts	avg
2018-19	24-0	291/12.1	45-143	.315	31-101	.307	10-10	1.000	7	19	26	1.1	14	0	10	16	1	11	131	5.5
TOTAL	24-0	291/12.1	45-143	.315	31-101	.307	10-10	1.000	7	19	26	1.1	14	0	10	16	1	11	131	5.5



Erica SANDERS

#3

Senior • Guard • 5-10

San Antonio, Texas

Johnson HS

- Made first start of season and second of career vs. Texas A&M (1/24); scored 6 points and had 3 rebounds
- Hit first career 3-pointer to beat 3rd-quarter buzzer in huge comeback win at Vanderbilt (1/17)
- Scored 6 points on 3-3 FG at Alabama (1/10)
- Had 6 rebounds, 3 steals vs. Alabama State (12/29)
- Returned to action vs. North Carolina (12/20); hit two free throws in overtime
- Missed first nine games with knee injury suffered in preseason
- Career-high 6 steals along with 6 points in win over Louisiana Tech (11/19/17)
- Scored career-high 9 points in win over Ole Miss (1/8/17)
- Hit go-ahead jumper with 50 seconds left in comeback win over Indiana (11/27/16)

SEASON HIGHS

Points	6	2x; last vs. Texas A&M	1/24/19
Rebounds	6	vs. Alabama State	12/29/18
Assists	3	vs. Mississippi State	1/14/19
Blocks	1	vs. Mississippi State	1/14/19
Steals	4	2x; last at LSU	3/3/19
Field Goals	3	2x; last vs. Texas A&M	1/24/19
Field Goal Attempts	4	2x; last vs. Texas A&M	1/24/19
3-Point Field Goals	1	at Vanderbilt	1/17/19
3-Point FG Attempts	1	at Vanderbilt	1/17/19
Free Throws	2	2x; last vs. Georgia	2/3/19
Free Throw Attempts	2	2x; last vs. Georgia	2/3/19

Opponent	Start	Min.	FG-A	3PT-A	FT-A	O-D-T	PF	Ast.	TO	Blk.	St.	Pts.
GRAMBLING STATE						--DNP--						
NICHOLLS STATE						--DNP--						
at New Mexico						--DNP--						
at Iowa State						--DNP--						
LOUISIANA-LAFAYETTE						--DNP--						
at Xavier (La.)						--DNP--						
OKLAHOMA						--DNP--						
at St. Joseph's						--DNP--						
SAMFORD						--DNP--						
vs. Coastal Carolina						--DNP--						
vs. North Carolina		11	0-0	0-0	2-2	1-2-3	4	0	1	0	0	2
at Elon		3	0-0	0-0	0-0	0-0-0	0	0	0	0	0	0
ALABAMA STATE		11	0-0	0-0	0-0	4-2-6	1	1	1	0	3	0
TENNESSEE		14	0-1	0-0	0-0	1-1-2	3	1	0	0	0	0
at Florida		14	0-1	0-0	0-0	0-1-1	1	0	0	0	1	0
at Alabama		21	3-3	0-0	0-0	0-0-0	3	1	0	0	2	6
MISSISSIPPI STATE		23	0-0	0-0	0-0	0-1-1	3	3	0	1	0	0
at Vanderbilt		17	2-4	1-1	0-0	0-0-0	4	0	0	0	0	5
TEXAS A&M	*	29	3-4	0-0	0-0	1-3-4	3	1	0	0	0	6
at Missouri	*	26	0-2	0-0	0-0	1-2-3	4	1	1	0	1	0
at Ole Miss		12	0-1	0-0	0-0	0-1-1	2	2	0	0	0	0
GEORGIA		29	1-2	0-0	2-2	0-2-2	1	2	1	0	4	4
KENTUCKY		23	2-3	0-0	0-0	0-3-3	2	2	0	0	1	4
at Arkansas		18	1-2	0-0	0-0	1-1-2	4	0	2	0	0	2
at Tennessee		12	0-3	0-1	0-0	0-2-2	2	1	0	0	1	0
ALABAMA		5	0-1	0-0	0-0	1-1-2	2	0	1	0	1	0
MISSOURI		16	1-2	0-0	0-0	0-0-0	0	1	0	0	1	2
SOUTH CAROLINA		17	0-1	0-0	0-0	0-0-0	3	1	0	0	1	0
at LSU		14	0-0	0-0	0-0	0-0-0	2	2	0	0	4	0
vs. Alabama [SEC]		17	2-3	0-0	0-0	0-0-0	3	2	1	0	3	4
vs. Texas A&M [SEC]		11	0-0	0-0	0-0	0-1-1	1	2	2	0	1	0

CAREER HIGHS

Points	9	vs. Ole Miss	1/8/17
Rebounds	7	at Arkansas	2/26/17
Assists	5	vs. Tennessee	1/19/17
Blocks	1	4x; last vs. Mississippi State	1/14/19
Steals	6	vs. Louisiana Tech	11/19/17
Field Goals	4	5x; last vs. ULM	11/29/17
Field Goal Attempts	11	vs. Missouri	2/21/16
3-Point Field Goals	1	at Vanderbilt	1/17/19
3-Point FG Attempts	1	10x; last at Vanderbilt	1/17/19
Free Throws	4	vs. St. John's	3/18/16
Free Throw Attempts	4	3x; last at Virginia Tech	11/13/17

SANDERS' CAREER STATISTICS

Season	gp-gs	min/avg	Total		3-Point		F-Throws		Rebounds				Scoring							
			fg-fga	pct	fg-fga	pct	ft-fta	pct	off	def	tot	avg	pf	fo	ast	to	blk	stl	pts	avg
2015-16	33-0	569/17.2	40-103	.388	0-7	.000	15-20	.750	39	46	85	2.6	88	2	30	33	0	33	95	2.9
2016-17	29-1	566/19.5	28-78	.359	0-1	.000	9-12	.750	45	45	90	3.1	78	3	35	21	5	42	65	2.2
2017-18	20-0	307/15.4	14-33	.424	0-1	.000	4-6	.667	12	12	24	1.2	38	0	8	22	0	31	32	1.6
2018-19	21-2	343/16.3	15-33	.455	1-2	.500	4-4	1.000	10	23	33	1.6	48	0	23	10	1	24	35	1.7
TOTAL	103-3	1785/17.3	97-247	.393	1-11	.091	32-42	.762	106	126	232	2.3	252	5	96	86	6	130	227	2.2



Abigayle JACKSON

#4

Sophomore • Forward • 6-3

Little Rock, Ark.

Little Rock Central HS

- Had best game of season in regular-season finale at LSU with 9 points, 6 rebounds in 19 minutes (3/3)
- Scored 6 points on 3-3 shooting at XULA (11/28)
- Had 4 points, 5 rebounds in season-opener vs. Grambling (11/6)
- Played in 28 of 29 games as a freshman; started final 12 games of season
- Averaged 2.0 points, 1.7 rebounds as freshman; led team with 22 blocks (0.8/game)
- Made first collegiate start at LSU (1/18), had 4 points, 4 rebounds and 3 steals in 19 minutes of action
- Career-high 13 points, 3 steals at Texas A&M (2/4); played career-high 26 minutes
- Ranked as No. 1 player in state of Arkansas in class of 2017

SEASON HIGHS

Points		
9	at LSU	3/3/19
Rebounds		
6	2x; last at LSU	3/3/19
Assists		
1	4x; last vs. Samford	12/16/18
Blocks		
3	vs. UL-Lafayette	11/25/18
Steals		
2	at XULA	11/28/18
Field Goals		
4	2x; last vs. Texas A&M [SEC]	3/8/19
Field Goal Attempts		
8	vs. Texas A&M [SEC]	3/8/19
3-Point Field Goals		
1	vs. UL-Lafayette	11/25/18
3-Point FG Attempts		
2	2x; last vs. Texas A&M [SEC]	3/8/19
Free Throws		
2	vs. Nicholls State	11/9/18
Free Throw Attempts		
2	2x; last at LSU	3/3/19

Opponent	Start	Min.	FG-A	3PT-A	FT-A	O-D-T	PF	Ast.	TO	Blk.	St.	Pts.
GRAMBLING STATE		10	2-2	0-0	0-0	3-2-5	2	1	0	1	0	4
NICHOLLS STATE		16	2-3	0-0	2-2	4-2-6	1	1	3	0	0	6
at New Mexico		4	1-1	0-0	0-0	0-0-0	3	0	0	0	0	2
at Iowa State		4	1-3	0-1	0-0	0-1-1	2	0	0	0	0	2
LOUISIANA-LAFAYETTE		14	2-4	1-2	0-0	0-4-4	2	1	0	3	0	5
at Xavier (La.)		9	3-3	0-0	0-0	1-0-1	0	0	1	2	2	6
OKLAHOMA		9	0-1	0-0	0-0	1-3-4	2	0	0	0	0	0
at St. Joseph's		5	0-1	0-0	0-0	1-1-2	2	0	0	0	0	0
SAMFORD		8	0-2	0-0	0-0	0-1-1	1	1	0	0	0	0
vs. Coastal Carolina		9	1-1	0-0	1-1	1-1-2	5	0	1	0	0	3
vs. North Carolina		2	0-1	0-0	0-0	0-0-0	2	0	1	0	0	0
at Elon		13	3-4	0-0	0-0	0-1-1	4	0	1	1	0	6
ALABAMA STATE		13	2-5	0-0	1-1	1-2-3	4	0	0	2	1	5
TENNESSEE		4	0-1	0-0	0-0	0-1-1	0	0	1	1	0	0
at Florida		4	0-1	0-0	0-0	0-0-0	3	0	1	0	0	0
at Alabama		7	1-1	0-0	1-1	0-0-0	1	0	2	1	1	3
MISSISSIPPI STATE		14	0-0	0-0	0-0	0-0-0	2	0	2	0	1	0
at Vanderbilt		3	0-0	0-0	0-0	0-0-0	1	0	0	0	0	0
TEXAS A&M		7	0-0	0-0	0-0	0-0-0	2	0	0	0	1	0
at Missouri						--DNP--						
at Ole Miss		1	0-0	0-0	0-0	0-0-0	0	0	0	0	0	0
GEORGIA						--DNP--						
KENTUCKY						--DNP--						
at Arkansas		8	1-3	0-0	0-0	1-2-3	1	0	1	1	0	2
at Tennessee		9	1-1	0-0	0-0	0-1-1	5	0	2	1	0	2
ALABAMA		15	2-3	0-1	0-0	1-1-2	4	0	0	1	1	4
MISSOURI		6	0-2	0-1	0-0	1-0-1	1	0	1	0	1	0
SOUTH CAROLINA		12	1-1	0-0	0-0	0-1-1	4	0	1	0	1	2
at LSU		19	4-7	0-1	1-2	1-5-6	5	0	1	1	1	9
vs. Alabama [SEC]		22	3-4	1-1	0-0	1-3-4	3	0	1	1	0	7
vs. Texas A&M [SEC]		26	4-8	0-2	0-1	0-5-5	3	0	0	1	1	8

CAREER HIGHS

Points		
13	at Texas A&M	2/4/18
Rebounds		
7	vs. ULM	11/29/17
Assists		
1	3x; last vs. Nicholls State	11/9/18
Blocks		
3	3x; last vs. UL-Lafayette	11/25/18
Steals		
3	2x; last at Texas A&M	2/4/18
Field Goals		
5	2x; last at Texas A&M	2/4/18
Field Goal Attempts		
11	at Texas A&M	2/4/18
3-Point Field Goals		
1	3x; last vs. UL-Lafayette	11/25/18
3-Point FG Attempts		
5	vs. Vanderbilt	2/12/18
Free Throws		
3	at Texas A&M	2/4/18
Free Throw Attempts		
5	at Texas A&M	2/4/18

JACKSON'S CAREER STATISTICS

Season	gp-gs	min/avg	Total		3-Point		F-Throws		Rebounds				Scoring							
			fg-fga	pct	fg-fga	pct	ft-fta	pct	off	def	tot	avg	pf	fo	ast	to	blk	stl	pts	avg
2017-18	28-12	270/9.6	23-59	.390	3-24	.125	8-15	.533	14	34	48	1.7	47	1	1	16	22	10	57	2.0
2018-19	28-0	273/9.8	34-63	.540	2-9	.222	6-8	.750	17	37	54	1.9	65	3	4	20	17	11	76	2.7
TOTAL	56-12	543/9.7	57-122	.467	5-33	.152	14-23	.609	31	71	102	1.8	112	4	5	36	39	21	133	2.4



Emari JONES

#5

Senior • Guard • 6-2

Chicago, Ill.

Shawnee CC / Wheaton North HS

• Out for season after suffering knee injury vs. Alabama State (12/29)

- Scored 16 points and hit four 3-pointers in back-to-back games vs. XULA (11/28) and Oklahoma (12/2)
- Career-high 10 rebounds vs. UL-Lafayette (11/25)
- Played career-high 39 minutes at Iowa State, scored 15 points and matched career-high with 4 3-pointers (11/13)
- Played in all 29 games as a junior, starting 16; averaged 5.0 points, 3.2 rebounds in 22.8 minutes
- Tied for second on the team with 29 3-pointers as a junior; shot 29.6% (29-98)
- Career-high 18 points on 6-11 shooting (4-6 3FG) vs. Florida (12/31); matched previous career high (11) by halftime
- Transferred to Auburn from Shawnee CC in Ullin, Ill.; led Shawnee to 30-3 record and conference title as a freshman in 2015-16
- Scored 746 total points as JUCO freshman, which led the nation; scoring average was third nationally

SEASON HIGHS

Points	16	3x; last vs. Coastal Carolina	12/18/18
Rebounds	10	vs. UL-Lafayette	11/25/18
Assists	3	3x; last at Iowa State	11/13/18
Blocks	1	3x; last vs. North Carolina	12/20/18
Steals	3	vs. Coastal Carolina	12/18/18
Field Goals	6	3x; last vs. Oklahoma	12/2/18
Field Goal Attempts	15	vs. Nicholls State	11/9/18
3-Point Field Goals	4	4x; last vs. Coastal Carolina	12/18/18
3-Point FG Attempts	11	vs. Coastal Carolina	12/18/18
Free Throws	3	at Iowa State	11/13/18
Free Throw Attempts	4	at Iowa State	11/13/18

Opponent	Start	Min.	FG-A	3PT-A	FT-A	O-D-T	PF	Ast.	TO	Blk.	St.	Pts.
GRAMBLING STATE	*	28	5-13	3-9	0-0	3-5-8	1	3	3	0	2	13
NICHOLLS STATE	*	31	6-15	1-5	2-2	3-5-8	1	3	2	1	2	15
at New Mexico	*	24	2-10	1-8	0-0	1-1-2	2	2	6	0	1	5
at Iowa State	*	39	4-9	4-8	3-4	3-4-7	4	3	2	0	1	15
LOUISIANA-LAFAYETTE	*	37	3-9	1-4	1-1	5-5-10	3	2	3	0	1	8
at Xavier (La.)	*	31	6-12	4-6	0-0	1-3-4	3	2	2	1	1	16
OKLAHOMA	*	35	6-11	4-9	0-0	0-3-3	2	1	2	0	2	16
at St. Joseph's	*	33	2-4	0-0	0-1	1-2-3	0	1	0	0	0	4
SAMFORD	*	29	2-5	2-3	2-2	0-2-2	3	0	3	0	1	8
vs. Coastal Carolina	*	37	5-13	4-11	2-2	4-2-6	2	0	0	0	3	16
vs. North Carolina	*	38	3-12	1-8	0-0	3-0-3	0	1	2	1	2	7
at Elon	*	22	2-4	1-2	0-0	2-1-3	2	2	1	0	1	5
ALABAMA STATE	*	2	0-1	0-1	0-0	1-0-1	0	0	1	0	0	0
TENNESSEE						--DNP--						
at Florida						--DNP--						
at Alabama						--DNP--						
MISSISSIPPI STATE						--DNP--						
at Vanderbilt						--DNP--						
TEXAS A&M						--DNP--						
at Missouri						--DNP--						
at Ole Miss						--DNP--						
GEORGIA						--DNP--						
KENTUCKY						--DNP--						
at Arkansas						--DNP--						
at Tennessee						--DNP--						
ALABAMA						--DNP--						
MISSOURI						--DNP--						
SOUTH CAROLINA						--DNP--						
at LSU						--DNP--						
vs. Alabama [SEC]						--DNP--						
vs. Texas A&M [SEC]						--DNP--						

CAREER HIGHS

Points	18	vs. Florida	12/31/17
Rebounds	10	vs. UL-Lafayette	11/25/18
Assists	4	at Ole Miss	2/16/17
Blocks	2	at LSU	1/18/18
Steals	3	4x; last vs. Coastal Carolina	12/18/18
Field Goals	6	4x; last vs. Oklahoma	12/2/18
Field Goal Attempts	15	vs. Nicholls State	11/9/18
3-Point Field Goals	4	5x; last vs. Coastal Carolina	12/18/18
3-Point FG Attempts	11	vs. Coastal Carolina	12/18/18
Free Throws	4	vs. Alabama	1/28/18
Free Throw Attempts	5	at Missouri	1/26/17

JONES' CAREER STATISTICS (at Auburn)

Season	gp-gs	min/avg	Total		3-Point		F-Throws		Rebounds				Scoring							
			fg-fga	pct	fg-fga	pct	ft-fta	pct	off	def	tot	avg	pf	fo	ast	to	blk	stl	pts	avg
2016-17	31-0	278/9.0	25-76	.329	11-42	.262	23-30	.767	16	24	40	1.3	28	0	13	18	2	12	84	2.7
2017-18	29-16	660/22.8	49-146	.336	29-98	.296	19-24	.792	41	52	93	3.2	75	4	16	39	2	32	146	5.0
2018-19	13-13	384/29.5	46-118	.390	26-74	.351	10-12	.833	26	33	59	4.5	23	0	20	27	3	17	128	9.8
TOTAL	73-29	1322/18.1	120-340	.353	66-214	.308	52-66	.788	83	109	192	2.6	126	4	49	84	7	61	358	4.9



Kiyae' WHITE

#10

Redshirt Freshman • Forward • 6-2

Macungie, Pa.

Emmaus HS

- Career-high 5 rebounds vs. Alabama (2/17) and Missouri (2/24)
- Scored 4 points at St. Joseph's, including a steal and fast-break basket to cap a 9-0 Auburn run in 4th quarter (12/6)
- Season-high 5 points in 12 minutes vs. Samford; also matched season-high with 4 rebounds (12/12)
- Made first collegiate appearance vs. Grambling (11/6); had 3 points, 4 rebounds in 12 minutes of action
- Redshirted 2017-18 season due to injury
- Ranked as No. 20 forward nationally out of high school
- Three brothers all played football at West Virginia; brother, Kevin White, plays for Chicago Bears

SEASON/CAREER HIGHS

Points	5 vs. Samford	12/16/18
Rebounds	5 2x; last vs. Missouri	2/24/19
Assists	2 4x; last at Ole Miss	1/31/19
Blocks	1 at Ole Miss	1/31/19
Steals	1 2x; last vs. Coastal Carolina	12/18/18
Field Goals	2 4x; last vs. Alabama	2/17/19
Field Goal Attempts	4 vs. Alabama State	12/29/18
3-Point Field Goals		
3-Point FG Attempts		
Free Throws	2 2x; last vs. Missouri	2/24/19
Free Throw Attempts	4 vs. Missouri	2/24/19

Opponent	Start	Min.	FG-A	3PT-A	FT-A	O-D-T	PF	Ast.	TO	Blk.	St.	Pts.
GRAMBLING STATE		12	1-2	0-0	1-2	2-2-4	1	2	1	0	0	3
NICHOLLS STATE		11	1-3	0-0	0-0	0-0-0	1	2	1	0	0	2
at New Mexico		1	0-1	0-0	0-0	1-0-1	0	0	0	0	0	0
at Iowa State		2	0-0	0-0	0-0	0-0-0	0	0	0	0	0	0
LOUISIANA-LAFAYETTE		6	0-1	0-0	0-0	0-0-0	0	0	1	0	0	0
at Xavier (La.)		14	0-3	0-0	0-0	2-1-3	2	2	1	0	0	0
OKLAHOMA		3	1-2	0-0	0-0	1-0-1	1	0	0	0	0	2
at St. Joseph's		10	2-3	0-0	0-0	2-2-4	2	0	0	0	1	4
SAMFORD		12	2-3	0-0	1-1	2-2-4	1	0	0	0	0	5
vs. Coastal Carolina		3	1-2	0-0	0-0	0-0-0	1	0	0	0	1	2
vs. North Carolina						--DNP--						
at Elon		8	0-1	0-0	0-0	1-2-3	2	0	1	0	0	0
ALABAMA STATE		11	1-4	0-0	2-3	3-1-4	2	0	0	0	0	4
TENNESSEE						--DNP--						
at Florida		1	0-0	0-0	0-0	0-0-0	2	0	0	0	0	0
at Alabama		1	0-0	0-0	0-0	0-0-0	0	0	0	0	0	0
MISSISSIPPI STATE		12	0-0	0-0	0-0	0-1-1	2	0	1	0	0	0
at Vanderbilt		0+	0-0	0-0	0-0	0-0-0	0	0	0	0	0	0
TEXAS A&M						--DNP--						
at Missouri		8	1-1	0-0	1-2	1-1-2	1	0	0	0	0	3
at Ole Miss		8	2-3	0-0	0-0	1-1-2	0	2	0	1	0	4
GEORGIA		2	0-0	0-0	0-0	0-0-0	0	0	0	0	0	0
KENTUCKY		4	0-1	0-0	0-0	2-1-3	0	0	1	0	0	0
at Arkansas		6	0-0	0-0	0-0	0-0-0	0	0	1	0	0	0
at Tennessee		4	0-0	0-0	0-0	0-1-1	0	0	1	0	0	0
ALABAMA		16	2-3	0-0	0-0	2-3-5	0	0	1	0	0	4
MISSOURI		16	0-3	0-0	2-4	2-3-5	3	1	0	0	0	2
SOUTH CAROLINA		7	0-0	0-0	0-0	0-2-2	2	0	0	0	0	0
at LSU		7	0-1	0-0	1-2	1-3-4	1	0	0	0	0	1
vs. Alabama [SEC]		3	0-0	0-0	0-0	0-1-1	0	0	0	0	0	0
vs. Texas A&M [SEC]		7	0-0	0-0	0-0	0-1-1	0	0	0	0	0	0

WHITE'S CAREER STATISTICS

Season	gp-gs	min/avg	Total		3-Point		F-Throws		Rebounds					Scoring						
			fg-fga	pct	fg-fga	pct	ft-fa	pct	off	def	tot	avg	pf	fo	ast	to	blk	stl	pts	avg
2018-19	28-0	196/7.0	14-37	.378	0-0	.000	8-14	.571	23	28	51	1.8	25	0	9	10	1	2	36	1.3
TOTAL	28-0	196/7.0	14-37	.378	0-0	.000	8-14	.571	23	28	51	1.8	25	0	9	10	1	2	36	1.3



Unique THOMPSON

#20

Sophomore • Forward • 6-3

Theodore, Ala.

****2018 SEC All-Freshman Team****

Faith Academy

• 2018-19 Preseason All-SEC; 2018 SEC All-Freshman Team

- Has 12 double-doubles this season, 19 in her career (8th all-time at Auburn)
- Is third player in Auburn history with 500 rebounds in first two seasons
- Season-high 21 points along with 18 rebounds while playing career-high 43 minutes in OT win over North Carolina (12/20)
- Career-high 19 rebounds with 19 points for second double-double of season at New Mexico (11/9)
- Started 27 games as a freshman; was Auburn's third-leading scorer with 11.5 points/game
- Led Auburn and all SEC freshmen with 8.4 rebounds/game; seventh-best among all SEC players
- Had 7 double-doubles as freshman, tying DeWanna Bonner for the Auburn freshman record
- Her 29 points at UL-Lafayette were 2nd most ever by Auburn freshman, most since Becky Jackson had 38 in 1980

SEASON HIGHS

Points	21	vs. North Carolina	12/20/18
Rebounds	19	at New Mexico	11/11/18
Assists	4	at St. Joseph's	12/6/18
Blocks	3	vs. Alabama State	12/29/18
Steals	4	3x; last vs. Georgia	2/3/19
Field Goals	10	vs. North Carolina	12/20/18
Field Goal Attempts	18	vs. North Carolina	12/20/18
3-Point Field Goals			
3-Point FG Attempts			
Free Throws	10	at Ole Miss	1/31/19
Free Throw Attempts	12	at Ole Miss	1/31/19

Opponent	Start	Min.	FG-A	3PT-A	FT-A	O-D-T	PF	Ast.	TO	Blk.	St.	Pts.
GRAMBLING STATE	*	27	5-8	0-0	4-6	3-10-13	4	1	2	2	1	14
NICHOLLS STATE	*	24	3-7	0-0	0-0	1-9-10	4	1	3	2	4	6
at New Mexico	*	35	7-13	0-0	5-7	8-11-19	1	0	4	1	1	19
at Iowa State	*	36	7-11	0-0	5-9	4-10-14	3	2	2	2	1	19
LOUISIANA-LAFAYETTE	*	31	7-12	0-0	2-5	3-10-13	3	0	4	1	4	16
at Xavier (La.)	*	24	6-10	0-0	3-4	3-5-8	2	0	1	1	3	15
OKLAHOMA	*	30	4-7	0-0	6-8	5-12-17	1	3	3	0	1	14
at St. Joseph's	*	34	5-10	0-0	2-4	2-4-6	2	4	2	0	2	12
SAMFORD	*	23	2-7	0-0	1-2	0-6-6	0	0	1	1	3	5
vs. Coastal Carolina	*	21	5-7	0-0	1-3	7-0-7	5	0	1	0	0	11
vs. North Carolina	*	43	10-18	0-0	1-3	11-7-18	2	1	1	1	3	21
at Elon	*	25	6-7	0-0	2-2	3-3-6	1	2	3	0	0	14
ALABAMA STATE	*	20	2-3	0-0	2-2	4-4-8	2	2	1	3	3	6
TENNESSEE	*	36	8-15	0-0	3-4	7-5-12	2	2	1	1	2	19
at Florida	*	31	4-6	0-0	0-0	3-6-9	2	1	5	0	2	8
at Alabama	*	34	6-7	0-0	0-4	3-6-9	1	1	3	0	1	12
MISSISSIPPI STATE	*	22	0-0	0-0	2-2	1-3-4	4	0	3	0	0	2
at Vanderbilt	*	36	8-13	0-0	0-3	5-8-13	3	0	1	1	2	16
TEXAS AGM	*	33	4-7	0-0	0-0	4-6-10	2	0	3	0	2	8
at Missouri	*	32	3-7	0-0	0-2	3-4-7	1	2	0	0	1	6
at Ole Miss	*	31	5-8	0-0	10-12	2-10-12	2	2	0	1	2	20
GEORGIA	*	43	6-10	0-0	2-5	5-4-9	3	0	2	1	4	14
KENTUCKY	*	36	7-11	0-0	6-10	2-4-6	3	0	5	0	1	20
at Arkansas	*	34	4-12	0-0	5-6	4-8-12	1	3	3	1	2	13
at Tennessee	*	36	6-10	0-0	0-2	6-7-13	2	1	1	1	0	12
ALABAMA	*	24	3-5	0-0	1-2	4-2-6	3	1	3	0	3	7
MISSOURI	*	24	4-5	0-0	1-1	5-3-8	2	1	1	0	1	9
SOUTH CAROLINA	*	33	3-8	0-0	5-9	9-2-11	3	1	2	0	0	11
at LSU	*	33	2-6	0-0	5-6	6-4-10	4	1	0	0	2	9
vs. Alabama [SEC]	*	37	2-5	0-0	4-7	6-4-10	1	1	1	0	2	8
vs. Texas AGM [SEC]	*	33	6-7	0-0	1-1	3-2-5	1	1	1	0	3	13

CAREER HIGHS

Points	29	at Louisiana-Lafayette	12/8/17
Rebounds	19	at New Mexico	11/11/18
Assists	4	at St. Joseph's	12/6/18
Blocks	6	vs. Louisiana Tech	11/19/17
Steals	4	3x; last vs. Georgia	2/3/19
Field Goals	11	2x; last vs. Texas AGM	1/7/18
Field Goal Attempts	18	vs. North Carolina	12/20/18
3-Point Field Goals			
3-Point FG Attempts			
Free Throws	10	at Ole Miss	1/31/19
Free Throw Attempts	12	at Ole Miss	1/31/19

THOMPSON'S CAREER STATISTICS

Season	gp-gs	min/avg	Total		3-Point		F-Throws		Rebounds				Scoring							
			fg-fga	pct	fg-fga	pct	ft-fta	pct	off	def	tot	avg	pf	fo	ast	to	blk	stl	pts	avg
2017-18	27-27	811/30.0	131-271	.483	0-0	.000	49-87	.563	112	115	227	8.4	63	0	28	66	21	32	311	11.5
2018-19	31-31	960/31.0	150-262	.573	0-0	.000	79-131	.603	132	179	311	10.0	70	1	34	63	20	56	379	12.2
TOTAL	58-58	1771/30.5	281-533	.527	0-0	.000	128-218	.587	244	294	538	9.3	133	1	62	129	41	88	690	11.9



Crystal PRIMM

#23

Redshirt Junior • Guard • 5-11

West Palm Beach, Fla.

Oxbridge Academy / Duke

- Hit game-tying layup to force OT, then made 4 straight FTs in OT to clinch 59-58 win over Georgia; also had career-high 9 rebounds (2/3)
- Led Auburn with 17 points and career-high 7 rebounds in win at Elon (12/22)
- Career-high 18 points on 9-12 shooting in OT win over North Carolina (12/20)
- 14 points, 6 rebounds, 8-10 FTs - all in second half - vs. Coastal Carolina (12/18)
- Career-high 5 steals along with 8 points, 4 rebounds, 4 assists vs. Nicholls State (11/9)
- Scored 15 points in 22 minutes in Auburn debut vs. Grambling (11/6)
- Enrolled at Auburn in summer of 2017; redshirted 2017-18 season after transferring from Duke
- Played in 33 games off the bench as sophomore at Duke; averaged 2.5 points, 1.6 rebounds
- Started 14 games as freshman, averaging 4.6 points, 2.6 rebounds; career-high 15 points at Kentucky

SEASON HIGHS

Points	18	vs. North Carolina	12/20/18
Rebounds	9	vs. Georgia	2/3/19
Assists	6	vs. Texas A&M [SEC]	3/8/19
Blocks	1	5x; last at Missouri	1/27/19
Steals	7	vs. Mississippi State	1/14/19
Field Goals	9	vs. North Carolina	12/20/18
Field Goal Attempts	17	vs. Georgia	2/3/19
3-Point Field Goals	1	5x; last vs. Alabama	1/10/19
3-Point FG Attempts	8	vs. Coastal Carolina	12/18/18
Free Throws	10	vs. Coastal Carolina	12/18/18
Free Throw Attempts	10	vs. Coastal Carolina	12/18/18

Opponent	Start	Min.	FG-A	3PT-A	FT-A	0-D-T	PF	Ast.	TO	Blk.	St.	Pts.
GRAMBLING STATE	*	22	6-8	0-1	3-3	4-0-4	5	0	4	0	0	15
NICHOLLS STATE	*	27	4-9	0-1	0-0	2-2-4	2	4	3	0	5	8
at New Mexico	*	32	3-7	0-0	4-4	2-4-6	2	1	1	0	1	10
at Iowa State	*	34	3-7	0-1	1-2	0-1-1	2	0	2	1	0	7
LOUISIANA-LAFAYETTE	*	24	4-8	0-1	1-1	0-2-2	4	1	3	0	2	9
at Xavier (La.)	*	24	0-1	0-0	4-6	1-1-2	3	1	1	0	1	4
OKLAHOMA	*	26	6-11	0-0	2-3	2-1-3	4	1	2	1	3	14
at St. Joseph's	*	27	5-6	0-0	4-4	1-3-4	0	2	2	0	1	14
SAMFORD	*	20	3-8	0-0	3-4	1-1-2	1	2	3	1	2	9
vs. Coastal Carolina	*	25	3-8	0-0	8-10	2-4-6	3	1	3	0	2	14
vs. North Carolina	*	30	9-12	0-0	0-0	4-2-6	2	0	4	1	4	18
at Elon	*	26	7-10	0-0	3-3	5-2-7	2	2	1	0	2	17
ALABAMA STATE	*	24	3-4	0-0	6-8	2-2-4	1	2	1	0	3	12
TENNESSEE	*	31	6-10	0-0	4-6	3-2-5	4	2	2	0	1	16
at Florida	*	33	3-8	0-0	3-4	1-6-7	4	0	3	0	0	9
at Alabama	*	30	5-9	0-1	0-0	0-3-3	3	4	5	0	1	10
MISSISSIPPI STATE	*	33	6-15	0-0	2-7	1-0-1	2	1	2	0	7	14
at Vanderbilt	*	38	3-6	0-0	2-3	3-1-4	3	4	2	0	4	8
TEXAS A&M	*	32	3-12	0-0	4-5	2-2-4	4	1	3	0	4	10
at Missouri	*	31	6-10	0-0	0-2	1-3-4	3	1	2	1	2	12
at Ole Miss	*	20	4-12	0-0	3-4	4-2-6	4	1	4	0	2	11
GEORGIA	*	38	4-17	0-0	5-6	4-5-9	2	0	5	0	0	13
KENTUCKY	*	35	3-7	0-0	5-7	0-2-2	4	5	3	0	6	11
at Arkansas	*	23	4-5	0-0	1-1	0-1-1	5	2	2	0	0	9
at Tennessee	*	25	2-9	0-0	0-0	3-1-4	1	2	3	0	0	4
ALABAMA	*	22	1-8	0-0	3-4	2-0-2	4	1	2	0	0	5
MISSOURI	*	25	2-6	0-0	1-3	0-1-1	2	0	1	0	1	5
SOUTH CAROLINA	*	25	6-10	0-0	2-2	0-0-0	4	0	0	0	0	14
at LSU	*	28	4-11	0-0	3-5	4-0-4	4	0	3	0	2	11
vs. Alabama [SEC]	*	23	2-5	0-0	0-0	1-0-1	3	2	3	0	1	4
vs. Texas A&M [SEC]	*	32	3-9	0-0	0-1	1-1-2	1	6	3	0	2	6

CAREER HIGHS (incl. 2 years @ Duke)

Points	18	vs. North Carolina	12/20/18
Rebounds	9	vs. Georgia	2/3/19
Assists	6	vs. Texas A&M [SEC]	3/8/19
Blocks	1	3x; last vs. Samford	12/16/18
Steals	7	vs. Mississippi State	1/14/19
Field Goals	9	vs. North Carolina	12/20/18
Field Goal Attempts	17	vs. Georgia	2/3/19
3-Point Field Goals	1	6x; last vs. Alabama	1/10/19
3-Point FG Attempts	8	vs. Coastal Carolina	12/18/18
Free Throws	10	vs. Coastal Carolina	12/18/18
Free Throw Attempts	10	vs. Coastal Carolina	12/18/18

PRIMM'S CAREER STATISTICS (at Auburn)

Season	gp-gs	min/avg	Total		3-Point		F-Throws		Rebounds				Scoring							
			fg-fga	pct	fg-fga	pct	ft-fta	pct	off	def	tot	avg	pf	fo	ast	to	blk	stl	pts	avg
2018-19	31-31	860/27.7	123-268	.459	0-5	.000	77-108	.713	56	55	111	3.6	88	2	49	78	5	59	323	10.4
TOTAL	31-31	860/27.7	123-268	.459	0-5	.000	77-108	.713	56	55	111	3.6	88	2	49	78	5	59	323	10.4



Erin HOWARD

#24

Freshman • Guard/Forward • 6-1

Madison, Wis.

Madison East HS

- Career-high 12 points on 5-6 shooting (2-2 3FG) in win over Missouri (2/24)
- Career-best 8 rebounds, 3 blocks in win at Arkansas (2/10)
- Returned to starting lineup at Ole Miss; had 8 points, 5 rebounds, 3 steals in career-high 37 minutes (1/31)
- Had career-high 5 assists, 3 steals in win at Alabama (1/10)
- Made first collegiate start vs. Tennessee (1/3); scored career-high 11 points in 33 minutes
- Career-high 7 rebounds; hit record-setting 14th Auburn 3-pointer in win at Elon (12/22)
- Hit first two career 3-pointers, including buzzer-beater at end of 3rd quarter, in win over New Mexico (11/11); finished with 8 points
- Averaged 17.4 points, 11.1 rebounds, 3.9 assists as high school senior
- First Auburn women's basketball player from state of Wisconsin

SEASON HIGHS

Points	12	vs. Missouri	2/24/19
Rebounds	8	at Arkansas	2/10/19
Assists	5	at Alabama	1/10/19
Blocks	3	at Arkansas	2/10/19
Steals	3	3x; last vs. Georgia	2/3/19
Field Goals	5	vs. Missouri	2/24/19
Field Goal Attempts	13	vs. Alabama State	12/29/18
3-Point Field Goals	3	vs. Tennessee	1/3/19
3-Point FG Attempts	9	vs. Alabama State	12/29/18
Free Throws	2	2x; last vs. Alabama	2/17/19
Free Throw Attempts	2	3x; last vs. Alabama	2/17/19

Opponent	Start	Min.	FG-A	3PT-A	FT-A	O-D-T	PF	Ast.	TO	Blk.	St.	Pts.
GRAMBLING STATE		11	1-4	0-2	0-0	2-1-3	1	1	0	0	2	2
NICHOLLS STATE		11	0-2	0-2	0-0	0-2-2	1	0	0	1	2	0
at New Mexico		20	2-4	2-3	2-2	0-1-1	2	1	1	1	0	8
at Iowa State		8	0-1	0-1	0-0	0-0-0	2	1	1	0	0	0
LOUISIANA-LAFAYETTE						--DNP--						
at Xavier (La.)		12	2-6	1-5	0-0	0-0-0	2	1	1	1	0	5
OKLAHOMA		11	2-4	0-1	0-0	2-2-4	1	3	0	0	1	4
at St. Joseph's		10	0-1	0-0	0-0	0-0-0	1	0	1	0	0	0
SAMFORD		12	0-3	0-2	0-0	0-0-0	0	1	1	1	0	0
vs. Coastal Carolina		14	2-4	0-2	0-0	1-3-4	2	0	0	0	0	4
vs. North Carolina		14	1-2	1-2	0-0	0-1-1	0	0	0	0	2	3
at Elon		18	2-5	2-4	0-0	2-5-7	2	3	1	2	0	6
ALABAMA STATE		29	2-13	1-9	0-0	2-5-7	3	2	1	2	2	5
TENNESSEE	*	33	4-8	3-7	0-0	3-1-4	3	0	0	0	1	11
at Florida	*	31	1-3	1-3	0-0	0-5-5	1	2	0	1	0	3
at Alabama	*	30	1-7	0-4	0-0	1-1-2	2	5	0	1	3	2
MISSISSIPPI STATE	*	15	0-0	0-0	0-0	0-0-0	2	0	0	0	0	0
at Vanderbilt	*	19	1-7	0-4	0-0	2-1-3	1	0	2	0	0	2
TEXAS A&M		15	0-2	0-1	0-0	0-3-3	0	2	0	0	1	0
at Missouri		15	0-2	0-1	0-0	1-0-1	1	0	0	0	1	0
at Ole Miss	*	37	3-5	1-3	1-2	2-3-5	3	2	1	0	3	8
GEORGIA	*	22	3-3	1-1	0-0	2-2-4	1	0	1	0	3	7
KENTUCKY	*	20	2-3	0-0	0-0	2-2-4	3	1	3	0	0	4
at Arkansas	*	30	3-9	1-5	0-0	2-6-8	0	3	1	3	2	7
at Tennessee	*	31	1-4	1-3	0-0	0-2-2	3	2	2	0	0	3
ALABAMA	*	24	0-5	0-2	2-2	1-4-5	4	1	0	0	0	2
MISSOURI	*	32	5-6	2-2	0-0	0-3-3	2	2	1	2	1	12
SOUTH CAROLINA	*	27	1-4	1-3	0-0	0-1-1	2	0	2	0	1	3
at LSU	*	19	1-1	0-0	0-0	0-4-4	3	0	2	1	0	2
vs. Alabama [SEC]	*	18	1-5	1-3	0-0	0-2-2	1	0	1	1	1	3
vs. Texas A&M [SEC]	*	12	1-3	1-2	0-0	0-1-1	4	11	0	0	0	3

HOWARD'S CAREER STATISTICS

Season	gp-gs	min/avg	Total		3-Point		F-Throws		Rebounds				Scoring							
			fg-fga	pct	fg-fga	pct	ft-fta	pct	off	def	tot	avg	pf	fo	ast	to	blk	stl	pts	avg
2018-19	30-16	607/20.2	42-126	.333	20-77	.260	5-6	.833	25	61	86	2.9	53	0	34	23	17	26	109	3.6
TOTAL	30-16	607/20.2	42-126	.333	20-77	.260	5-6	.833	25	61	86	2.9	53	0	34	23	17	26	109	3.6



Janiah McKAY

#33

Senior • Guard • 5-6

Gainesville, Fla.

2019 All-SEC Second Team

Gainesville HS

2019 SEC All-Defensive Team

• 2019 All-SEC Second Team & SEC All-Defensive Team

• 2018 Preseason All-SEC Second Team

- Auburn is 11-0 this season when McKay has at least 6 assists
- Season-high 23 points at Missouri (1/27)
- 16 points, 6 rebounds, 6 assist, 3 steals at Florida in front of hometown fans for the last time (1/6)
- Three straight 20-point games: 21 at St. Joseph's, 20 vs. Samford, 21 vs. Coastal Carolina; Auburn's leading scorer in each game
- Scored 21 points along with 4 steals and 4 assists at St. Joseph's; was 7-of-8 at FT line in 4th quarter to clinch win (12/6)
- Recorded second career double-double with 16 points, 10 assists in season-opener vs. Grambling (11/6)
- Matched career-high with 29 points along with 5 assists and 5 steals in win over Louisiana Tech (11/19); also had 29 vs. UT and Alabama in 2016-17

SEASON HIGHS

Points	23	at Missouri	1/27/19
Rebounds	5	2x; last at Iowa State	11/13/18
Assists	10	vs. Grambling	11/6/18
Blocks	2	vs. Grambling	11/6/18
Steals	5	vs. Georgia	2/3/19
Field Goals	9	2x; last at Missouri	1/27/19
Field Goal Attempts	20	at Missouri	1/27/19
3-Point Field Goals	3	at Iowa State	11/13/18
3-Point FG Attempts	5	2x; last at Vanderbilt	1/17/19
Free Throws	11	vs. South Carolina	2/28/19
Free Throw Attempts	14	vs. South Carolina	2/28/19

Opponent	Start	Min.	FG-A	3PT-A	FT-A	O-D-T	PF	Ast.	TO	Blk.	St.	Pts.
GRAMBLING STATE	*	28	6-8	2-2	2-2	0-2-2	3	10	1	2	3	16
NICHOLLS STATE	*	31	5-12	0-2	4-4	0-3-3	4	7	2	0	3	14
at New Mexico	*	39	6-12	1-1	6-8	1-4-5	2	6	2	0	3	19
at Iowa State	*	36	5-14	3-5	1-2	0-5-5	4	3	4	0	1	14
LOUISIANA-LAFAYETTE	*	34	4-10	1-3	4-4	1-1-2	3	6	5	0	3	13
at Xavier (La.)	*	27	4-7	0-2	1-3	0-0-0	0	7	4	0	2	9
OKLAHOMA	*	29	3-11	0-2	0-0	1-0-1	4	1	1	0	1	6
at St. Joseph's	*	28	6-10	0-2	9-10	0-1-1	1	4	4	0	4	21
SAMFORD	*	26	6-12	1-2	7-8	1-3-4	0	4	2	0	4	20
vs. Coastal Carolina	*	33	7-13	0-4	7-9	0-2-2	1	4	5	0	1	21
vs. North Carolina	*	37	5-18	1-4	10-13	1-3-4	3	4	2	0	4	21
at Elon	*	24	6-8	1-2	0-0	1-2-3	1	4	1	0	1	13
ALABAMA STATE	*	18	0-6	0-0	7-7	0-1-1	2	3	0	0	2	7
TENNESSEE	*	30	2-11	1-3	5-6	1-0-1	2	2	3	0	2	10
at Florida	*	30	6-11	0-1	4-5	1-5-6	2	6	3	0	3	16
at Alabama	*	32	3-7	0-1	2-2	0-5-5	2	3	4	0	2	8
MISSISSIPPI STATE	*	30	3-14	0-3	0-1	1-2-3	3	3	1	0	2	6
at Vanderbilt	*	37	9-18	1-5	0-0	0-0-0	3	6	2	0	4	19
TEXAS A&M	*	34	6-16	1-4	4-4	1-0-1	3	3	3	0	2	17
at Missouri	*	36	9-20	1-2	4-8	1-2-3	3	1	1	0	1	23
at Ole Miss	*	29	2-7	1-3	1-2	1-1-2	3	6	2	0	1	6
GEORGIA	*	39	5-17	0-4	8-10	0-1-1	2	1	4	0	5	18
KENTUCKY	*	38	3-12	0-2	8-8	1-1-2	0	3	2	0	3	14
at Arkansas	*	34	4-6	0-0	5-6	0-3-3	5	6	0	0	1	13
at Tennessee	*	34	5-11	0-3	2-3	0-1-1	1	1	2	0	1	12
ALABAMA	*	23	4-8	2-2	1-2	1-4-5	2	6	2	0	0	11
MISSOURI	*	34	2-11	0-2	5-8	0-2-2	2	6	1	0	1	9
SOUTH CAROLINA	*	32	5-16	0-3	11-14	0-1-1	3	7	2	0	3	21
at LSU	*	29	1-8	0-0	1-2	0-0-0	2	1	1	0	2	3
vs. Alabama [SEC]	*	33	4-11	0-0	4-4	0-0-0	2	2	5	0	1	12
vs. Texas A&M [SEC]	*	32	6-14	0-2	5-6	0-0-0	0	2	3	0	1	17

CAREER HIGHS

Points	29	3x; last vs. Louisiana Tech	11/19/17
Rebounds	8	vs. North Carolina A&T	11/16/17
Assists	13	vs. Ole Miss	1/8/17
Blocks	2	vs. Grambling	11/6/18
Steals	6	2x; last vs. Xavier (La.)	12/28/17
Field Goals	11	4x; last at Mississippi State	2/22/18
Field Goal Attempts	25	vs. Alabama	2/20/17
3-Point Field Goals	5	at Towson	12/20/15
3-Point FG Attempts	9	at Towson	12/20/15
Free Throws	12	vs. Arkansas	1/14/18
Free Throw Attempts	14	3x; last vs. South Carolina	2/28/19

McKAY'S CAREER STATISTICS

Season	gp-gs	min/avg	Total		3-Point		F-Throws		Rebounds				Scoring							
			fg-fga	pct	fg-fga	pct	ft-fa	pct	off	def	tot	avg	pf	fo	ast	to	blk	stl	pts	avg
2015-16	33-19	894/27.1	104-285	.365	28-100	.280	69-101	.683	17	48	65	2.0	72	1	76	119	4	43	305	9.2
2016-17	32-32	906/28.3	145-397	.365	14-63	.222	110-148	.743	11	50	61	1.9	63	1	109	73	0	43	414	12.9
2017-18	29-29	936/32.3	168-419	.401	14-57	.246	130-157	.828	14	87	101	3.5	62	2	129	96	1	68	480	16.6
2018-19	31-31	977/31.5	142-359	.396	17-71	.239	128-161	.795	14	55	69	2.2	68	1	128	74	2	67	429	13.8
TOTAL	125-111	3713/29.7	559-1460	.383	73-291	.251	437-567	.771	56	240	296	2.4	265	5	442	362	7	221	1628	13.0



Natalie KELLY

#35

Freshman • Forward • 6-3

Albany, La.

Albany HS

- Played 3 minutes in collegiate debut vs. Grambling; had 1 point, 1 rebound (11/6)
- Made first collegiate field goal vs. Louisiana-Lafayette (11/25)
- Made first SEC appearance at Missouri (1/27)
- Ranked as No. 38 post player in nation, according to ESPN HoopGurlz
- Averaged 17.1 points, 12.1 rebounds, 3.3 steals as high school senior
- Set school record for single-season rebounds with 379 as a junior

SEASON/CAREER HIGHS

Points	2	vs. UL-Lafayette	11/25/18
Rebounds	3	2x; last vs. Alabama State	12/29/18
Assists			
Blocks	1	2x; last vs. Alabama State	12/29/18
Steals	1	2x; last vs. Alabama	2/17/19
Field Goals	1	vs. UL-Lafayette	11/25/18
Field Goal Attempts	2	vs. UL-Lafayette	11/25/18
3-Point Field Goals			
3-Point FG Attempts			
Free Throws	1	3x; last vs. Alabama State	12/29/18
Free Throw Attempts	2	4x; last vs. Alabama State	12/29/18

Opponent	Start	Min.	FG-A	3PT-A	FT-A	O-D-T	PF	Ast.	TO	Blk.	St.	Pts.
GRAMBLING STATE		3	0-0	0-0	1-2	1-0-1	0	0	3	0	0	1
NICHOLLS STATE						--DNP--						
at New Mexico						--DNP--						
at Iowa State						--DNP--						
LOUISIANA-LAFAYETTE	4		1-2	0-0	0-2	0-0-0	0	0	0	1	0	2
at Xavier (La.)	7		0-1	0-0	1-2	0-0-0	1	0	1	0	1	1
OKLAHOMA	1		0-0	0-0	0-0	0-0-0	0	0	0	0	0	0
at St. Joseph's	1		0-0	0-0	0-0	0-0-0	0	0	0	0	0	0
SAMFORD	10		0-1	0-0	0-0	1-2-3	1	0	1	0	0	0
vs. Coastal Carolina	8		0-0	0-0	0-0	0-1-1	0	0	2	0	0	0
vs. North Carolina						--DNP--						
at Elon	3		0-0	0-0	0-0	0-0-0	0	0	0	0	0	0
ALABAMA STATE	8		0-0	0-0	1-2	3-0-3	1	0	1	1	0	1
TENNESSEE						--DNP--						
at Florida						--DNP--						
at Alabama						--DNP--						
MISSISSIPPI STATE						--DNP--						
at Vanderbilt						--DNP--						
TEXAS A&M						--DNP--						
at Missouri	1		0-0	0-0	0-0	0-0-0	0	0	0	0	0	0
at Ole Miss	1		0-0	0-0	0-0	0-0-0	1	0	0	0	0	0
GEORGIA						--DNP--						
KENTUCKY						--DNP--						
at Arkansas						--DNP--						
at Tennessee						--DNP--						
ALABAMA	2		0-1	0-0	0-0	0-1-1	0	0	0	0	1	0
MISSOURI						--DNP--						
SOUTH CAROLINA						--DNP--						
at LSU						--DNP--						
vs. Alabama [SEC]						--DNP--						
vs. Texas A&M [SEC]						--DNP--						

KELLY'S CAREER STATISTICS

Season	gp-gs	min/avg	Total		3-Point		F-Throws		Rebounds				Steals			Scoring				
			fg-fga	pct	fg-fga	pct	ft-fta	pct	off	def	tot	avg	pf	fo	ast	to	blk	stl	pts	avg
2018-19	12-0	49/4.1	1-5	.200	0-0	.000	3-8	.375	6	4	10	0.8	4	0	0	8	2	2	5	0.4
TOTAL	12-0	49/4.1	1-5	.200	0-0	.000	3-8	.375	6	4	10	0.8	4	0	0	8	2	2	5	0.4

Game 1: Nov. 6, 2018
Auburn 97, Grambling 48
Auburn Arena
Auburn, Ala.

Official Basketball Box Score -- Game Totals -- Final Statistics
 Grambling State vs Auburn
 11/06/18 5:30 pm at Auburn Arena -- Auburn, Ala.

#	Player	Total			3-Ptr			Rebounds			PF	TP	A	TO	Bk	Stl	Min
		FG	FGA	FT	FTA	Off	Def	Def	Off	Def							
17	CONNALLY-BANKS, M	1	5	0	0	1	2	3	2	1	0	0	2	1	0	2	17
02	HILL, Sha'kyia	g	2-16	0-3	8-12	2	4	6	3	18	5	4	0	3	3	34	34
11	WILLIAMS, Ariel	g	2-6	1-2	0-0	0	2	2	3	5	0	4	0	1	1	20	20
22	COLEMAN, Justice	g	5-11	0-1	0-0	1	1	2	3	4	0	0	0	1	1	29	29
23	VANCEY, Mylshia	g	1-5	0-1	2-2	2	0	2	2	4	1	2	0	0	0	22	22
03	FORTE, Jasmine	g	1-5	0-1	0-0	0	0	0	1	1	2	1	0	0	0	17	17
03	PARSONS, Takerria	g	0-5	0-0	1-2	0	1	1	0	1	0	0	0	0	0	8	8
05	BODY, Markisha	g	1-4	1-3	2-2	2	0	2	0	5	0	0	0	0	0	10	10
15	PARAMORE, Candice	g	0-2	0-1	0-0	1	2	3	0	0	1	2	0	1	1	7	7
21	LONDONO, Catriona	g	1-5	0-1	0-0	0	0	0	1	2	0	4	0	1	1	21	21
32	HENDERSON, Hannah	g	1-1	1-1	2-2	0	1	1	3	5	0	1	0	1	1	15	15
Totals		15-58	3-15	15-20	13	13	26	20	48	9	30	0	10	20	0	200	

1st	2nd	3rd	4th	Total	Game	Deadball
FG %: 41.3	48.2%	33.3%	33.3%	40.0%	15-58	23.9%
3FG %: 0.0	0.0%	0.0%	0.0%	0.0%	3-15	20.0%
FT %: 52.9	50.0%	80.0%	80.0%	71.4%	15-20	75.0%
Rebounds	21	21	21	21	15-20	75.0%

Auburn 97 • 1-0

#	Player	Total			3-Ptr			Rebounds			PF	TP	A	TO	Bk	Stl	Min
		FG	FGA	FT	FTA	Off	Def	Def	Off	Def							
20	Unique Thompson	r	5-8	0-0	4-6	3	10	13	4	14	1	2	2	1	1	27	27
00	Daisa Alexander	g	6-14	1-6	0-0	2	6	8	1	13	3	3	0	0	0	35	35
05	Emari Jones	g	5-13	3-9	0-0	3	5	8	1	13	3	0	0	2	1	28	28
23	Crystal Primm	g	6-8	0-1	3-3	4	0	4	5	10	4	0	0	0	0	22	22
33	Janiah McKay	g	6-8	2-2	2-2	0	2	2	3	16	10	1	2	3	0	28	28
01	Robyn Benton	g	6-12	3-8	1-2	0	1	1	0	16	3	1	1	3	1	24	24
04	Abigayle Jackson	g	2-2	0-0	0-0	3	2	5	2	4	1	1	0	1	0	10	10
10	Kiyae' White	g	1-2	0-0	1-2	2	2	4	1	3	2	1	0	0	0	12	12
24	Erin Howard	g	1-4	0-2	0-0	2	3	2	1	2	1	0	0	2	1	11	11
35	Natalie Kelly	g	0-0	0-0	1-2	1	0	1	0	0	0	3	0	0	0	3	3
Totals		38-71	9-28	12-17	20	44	53	18	97	24	18	6	11	20	0	200	

1st	2nd	3rd	4th	Total	Game	Deadball
FG %: 9.9	47.4%	53.8%	55.6%	38.7%	38-71	53.8%
3FG %: 0.0	0.0%	0.0%	0.0%	0.0%	9-28	32.1%
FT %: 65.9	66.7%	75.0%	75.0%	66.7%	12-17	70.6%
Rebounds	24	18	24	24	38-71	53.8%

Officials: Mark Zentz, Billy Smith, Carmen Portomoral
 Technical fouls: Grambling State-None; Auburn-None.
 Attendance: 1657

AUBURN --Janiah McKay and Unique Thompson both recorded double-doubles as the Auburn women's basketball team posted its highest scoring output of the Terri Williams-Flournoy era with a 97-48 victory over Grambling State Tuesday at Auburn Arena.

Led by 16 points from McKay and freshman Robyn Benton, Auburn (1-0) had six players in double figures, the first time for the Tigers to hit that mark since the 2008-09 season.

Along with the 16 points from McKay and Benton, the Tigers got 15 points from redshirt junior Crystal Primm in her Auburn debut, 14 points from Thompson, and 13 each from Daisa Alexander and Emari Jones.

Thompson posted her eighth career double-double with a team-high 13 rebounds to go with her 14 points. And McKay recorded the second double-double of her career, notching 10 assists to go with her 16 points. It was the first time for Auburn to have two players with a double-double in the same game since the 2015-16 season when Tra'Ce'e Tanner and Brandy Montgomery pulled off the feat.

Auburn shot 53.5 percent from the field, scored 97 points and had 53 rebounds - all higher totals than in any game last season. The Tigers' 97 points were the most of the Coach Flo era and the highest output since scoring 119 against Sam Houston State in 2008 - also the last time the Tigers had at least six players in double-figures.

Every player that dressed for Auburn scored. Sophomore Abigayle Jackson had four points along with five rebounds, and freshmen Kiyae' White (3 points, 4 rebounds), Erin Howard (2 points, 3 rebounds) and Natalie Kelly (1 point, 1 rebound) found the stat sheet in their Auburn debuts.

After Grambling scored the first four points of the game and took a 6-3 lead, Auburn went on a 16-1 run over the next four-plus minutes to take a 19-9 lead. Grambling would get no closer than 9 points the rest of the way. Auburn ended the first half on a 12-0 run to take a 44-20 lead by the break.

Game 2: Nov. 9, 2018
Auburn 80, Nicholls State 59
Auburn Arena
Auburn, Ala.
Preseason WNIT - Round 1

Official Basketball Box Score -- Game Totals -- Final Statistics
 Nicholls vs Auburn
 11/09/18 6:00 pm at Auburn Arena -- Auburn, Ala.

#	Player	Total			3-Ptr			Rebounds			PF	TP	A	TO	Bk	Stl	Min
		FG	FGA	FT	FTA	Off	Def	Def	Off	Def							
33	Washington, Brynna	r	0-2	0-0	0-0	1	4	5	2	0	0	1	0	0	0	28	28
05	Hamilton, Airl	g	2-5	1-2	2-2	0	4	4	2	7	5	2	0	1	33	33	
13	Heinemann, Kinzie	g	3-6	3-5	0-0	0	1	1	9	2	3	0	0	0	29	29	
20	Barros, Cassidy	g	6-11	2-5	6-6	8	11	2	20	4	5	0	2	40	40		
32	Collins, Destiny	g	5-16	2-7	1-1	0	1	1	13	2	6	0	0	3	27	27	
01	Wilson, Bree	g	0-2	0-2	0-0	0	1	1	0	0	0	0	0	0	7	7	
11	Mann, Adrian	g	1-4	1-5	1-4	1	2	0	0	1	4	2	4	0	16	16	
15	Bowie, Lauryn	g	3-4	0-0	0-0	0	0	0	4	6	0	1	0	0	10	10	
22	Johnson, Loan-Anh	g	0-1	0-0	0-0	0	0	0	0	0	0	2	0	0	5	5	
25	Ezechukwu, Chrystal	g	0-1	0-0	0-0	0	1	0	1	0	0	0	0	1	5	5	
Totals		20-53	9-24	10-11	6	22	28	14	59	16	24	0	7	200			

1st	2nd	3rd	4th	Total	Game	Deadball
FG %: 41.3	38.8%	34.3%	34.3%	40.0%	20-53	37.7%
3FG %: 2.7	28.6%	5.7	42.9%	17.9%	9-24	37.5%
FT %: 6.0	0.0%	5.6	80.0%	33.3%	10-11	90.9%
Rebounds	0.3	0.3	0.3	0.3	20-53	37.7%

Auburn 80 • 2-0

#	Player	Total			3-Ptr			Rebounds			PF	TP	A	TO	Bk	Stl	Min
		FG	FGA	FT	FTA	Off	Def	Def	Off	Def							
20	Unique Thompson	r	3-7	0-0	0-0	1	9	10	4	6	1	3	2	4	24	24	
00	Daisa Alexander	g	7-12	2-5	4-5	3	2	5	0	20	1	1	0	2	31	31	
05	Emari Jones	g	6-15	1-5	2-2	3	5	8	1	15	3	2	1	31	31		
23	Crystal Primm	g	4-9	0-1	0-0	2	4	2	8	4	3	0	5	27	27		
33	Janiah McKay	g	5-12	0-2	4-4	0	3	3	4	14	7	2	0	3	31	31	
01	Robyn Benton	g	4-8	1-3	0-0	0	1	1	3	9	0	1	1	18	18		
04	Abigayle Jackson	g	2-3	0-0	2-2	4	2	6	1	6	1	3	0	0	16	16	
10	Kiyae' White	g	1-3	0-0	0-0	0	0	0	1	2	2	1	0	0	11	11	
24	Erin Howard	g	0-2	0-2	0-0	0	2	2	1	0	0	1	2	11	11		
Totals		32-71	4-18	12-13	14	28	42	17	80	19	16	5	18	200			

1st	2nd	3rd	4th	Total	Game	Deadball
FG %: 6.17	41.3%	7.13	53.8%	34.3%	32-71	45.1%
3FG %: 0.0	0.0%	0.0	0.0%	0.0%	4-18	22.2%
FT %: 5.0	0.0%	5.4	75.0%	24.4%	12-13	92.3%
Rebounds	3	3	3	3	32-71	45.1%

Officials: Neerita Williams, David Jenkins, Simone Reid
 Technical fouls: Nicholls-None; Auburn-None.
 Attendance: 2316
 Preseason WNIT - First Round

Score by periods	1st	2nd	3rd	4th	Total
Nicholls	10	16	17	16	59
Auburn	23	14	27	16	80

Points	In	Off	2nd	Fast
Nicholls	32	11	7	6
AU	36	29	11	12

Last FG - NICH 4th-00:29, AU 4th-00:48.
 Largest lead - NICH None, AU by 29 4th-00:21.
 NICH led for 00:00, AU led for 26:45, Game was tied for 00:14.

Score tied - 0 times.
 Lead changed - 0 times.

Game 3: Nov. 11, 2018
Auburn 79, New Mexico 76
The Pit
Albuquerque, N.M.
Preseason WNIT - Quarterfinal

Official Basketball Box Score -- Game Totals -- Final Statistics
 Auburn vs New Mexico
 11/11/18 2:00 pm at Albuquerque, N.M. - The Pit

#	Player	Total			3-Ptr			Rebounds			PF	TP	A	TO	Bk	Stl	Min
		FG	FGA	FT	FTA	Off	Def	Def	Off	Def							
20	Unique Thompson	r	7-13	0-0	5-7	8	11	19	1	19	0	4	1	1	35	35	
00	Daisa Alexander	g	6-16	4-4	2-4	1	3	4	14	0	2	0	0	3	28	28	
05	Emari Jones	g	2-10	1-8	0-0	1	1	2	5	2	6	0	0	1	24	24	
23	Crystal Primm	g	3-7	0-0	4-4	2	4	2	10	1	0	1	1	32	32		
33	Janiah McKay	g	6-12	1-1	6-8	1	4	5	2	19	6	2	0	0	39	39	
01	Robyn Benton	g	1-4	0-1	0-0	0	1	1	2	2	1	1	0	1	18	18	
04	Abigayle Jackson	g	1-1	0-0	0-0	0	0	0	3	2	0	0	0	4	4		
10	Kiyae' White	g	0-1														

Game 4: Nov. 13, 2018
Iowa State 67, Auburn 64
Hilton Coliseum
Ames, Iowa
Preseason WNIT - Semifinal

Official Basketball Box Score -- Game Totals -- Final Statistics
 Auburn vs Iowa State
 11/13/18 6:35 p.m. at Hilton Coliseum - Ames, Iowa

Auburn 64 • 3-1

#	Player	Total		3-Ptr		Rebounds		PF	TP	A	TO	Bk	Stl	Min	
		FG	FGA	FT	FTA	Off	Def								Total
00	Daisa Alexander	2	5	0	3	0	2	2	4	1	2	0	2	22	
05	Emari Jones	4	9	4	8	3	4	7	4	15	3	2	0	39	
20	Unique Thompson	7	11	0	0	5	9	4	10	14	3	19	2	36	
23	Crystal Primm	3	7	1	2	0	0	0	0	0	7	2	1	34	
33	Janiah McKay	5	14	3	5	1	2	0	5	4	14	3	0	36	
01	Robyn Benton	1	6	0	0	0	0	0	0	0	1	3	0	19	
04	Abigail Jackson	1	3	0	1	0	0	0	0	0	0	0	0	4	
10	Kiyae White	0	0	0	0	0	0	0	0	0	0	0	0	2	
24	Erin Howard	0	1	0	0	0	0	0	0	0	1	1	0	8	
Team		2		4		6		1		1		1			
Totals		23	56	8	24	10	17	9	27	32	64	10	16	3	200

1st FG %: 7.14 59.0% 2nd: 7.13 53.8% 3rd: 5.13 33.1% 4th: 6.16 31.5% Game: 23.56 41.5% Deadball
 3FG %: 1.4 25.0% 2.5 40.0% 1.7 14.3% 4.8 50.0% 8.24 33.8% Rebounds
 FT %: 4.6 66.7% 6.0 92.9% 4.8 50.0% 10.17 58.8% 5

Iowa State 67 • 3-0

#	Player	Total		3-Ptr		Rebounds		PF	TP	A	TO	Bk	Stl	Min	
		FG	FGA	FT	FTA	Off	Def								Total
01	Wise, Madison	5	15	3	10	0	0	7	1	13	1	3	0	40	
21	Carleton, Bridget	4	10	1	5	8	13	0	15	8	2	2	1	40	
24	Joens, Ashley	6	16	5	12	1	2	0	2	3	18	0	1	33	
32	Burkhal, Meredith	5	8	0	2	6	2	8	4	10	0	2	0	30	
33	Middleton, Alexa	2	7	0	2	0	0	0	1	0	4	2	0	26	
04	Johnson, Rae	0	1	0	1	0	0	0	0	0	1	0	0	15	
10	Washington, Nia	0	1	0	0	0	0	0	0	0	0	0	0	1	
13	Camber, Adriana	0	1	0	1	2	0	0	0	0	1	0	0	4	
15	Nazewa, Ines	1	2	0	0	3	5	3	5	0	1	0	0	6	
25	Scott, Kristin	0	1	0	0	0	0	0	0	0	0	0	0	1	
Team		2		4		2		4		1		1			
Totals		23	62	9	32	12	24	16	26	42	13	67	13	5	200

1st FG %: 1.0 17.6% 2nd: 6.15 49.6% 3rd: 6.54 42.9% 4th: 8.16 50.0% Game: 23.62 37.1% Deadball
 3FG %: 1.0 25.0% 2.4 40.0% 3.5 50.0% 4.4 50.0% 11.17 54.7% 6.1

Officials: Brian Hall, Bryan Entlerline, Amy Bonner
 Technical fouls: Auburn-None, Iowa State-None.
 Attendance: 9274
 Preseason WNIT - Semifinal
 Fouled out: none

Score by periods	1st	2nd	3rd	4th	Total
Auburn	18	20	7	19	64
Iowa State	13	16	16	22	67

In Off 2nd Fast
 Points Paint T/O Chance Break Bench
 AU 20 19 7 2 5
 ISU 26 19 14 2 7

Score tied - 2 times.
 Lead changed - 1 time.

AMES, Iowa -- A furious comeback by the Auburn women's basketball team fell just short Tuesday night as the Tigers dropped a 67-64 battle at Iowa State in the Preseason WNIT semifinal.

Trailing by 10 with less than two minutes to play, senior Janiah McKay made three straight 3-pointers in less than a minute - the last coming with 41 seconds left - to tie the game at 64-all. But the Tigers were unable to get a shot away in their final two possessions, and a Cyclone layup with 9 seconds to play was the difference.

Sophomore Unique Thompson had her second straight double-double and third of the season with 19 points and 14 rebounds. Emari Jones matched a season-high with 15 points, and McKay's late flurry gave her a 14-point night.

Auburn was playing its third game in five days in three different states and will have traveled over 3,700 miles since Saturday by the time the team returns home Wednesday.

Thompson dominated both ends of the floor in the first half, racking up 16 points and 10 rebounds by halftime. Meanwhile, Iowa State started cold, shooting 18 percent in the first quarter and 28 percent in the first half as the Tigers were able to build an early lead. Auburn led by as many as 15 late in the second quarter before the Cyclones cut the lead to nine at the break, 38-29.

A 3-pointer from Jones to start the second half pushed the Tigers' lead to 12. But from there, the Cyclones caught fire. A 10-0 ISU run cut the lead to two with 6:34 left in the quarter, and a buzzer-beating 3-pointer tied the game at 45-45.

The Cyclones took their first lead nine seconds into the fourth quarter and never trailed again, going on an 8-0 run to push the advantage to 10 points at 64-54 with 2:21 to play. But after a Jones free throw cut the deficit to nine, McKay, who had been quiet most of the night, hit three 3-pointers in a span of 47 seconds to tie the game.

Auburn shot 41.1% for the game, but just 31% in the second half. Meanwhile, Iowa State shot 47% in the second half, including 40% on 3-pointers. The Cyclones won the rebounding battle 42-36, including 16 offensive rebounds which turned into 14 second-chance points.

Game 5: Nov. 25, 2018
Auburn 71, Louisiana-Lafayette 59
Auburn Arena
Auburn, Ala.

Official Basketball Box Score -- Game Totals -- Final Statistics
 Auburn vs Louisiana
 11/25/18 2:00 p.m. at Auburn Arena -- Auburn, Ala.

Louisiana 59 • 2-3

#	Player	Total		3-Ptr		Rebounds		PF	TP	A	TO	Bk	Stl	Min
		FG	FGA	FT	FTA	Off	Def							
05	Mathis,Jomyra	1	9	0	2	2	3	6	5	4	2	2	0	23
11	Goodwin,Skyler	1	4	0	2	0	0	3	0	0	2	0	0	31
35	Doucet,TyReona	6	15	0	1	4	9	13	3	13	0	2	2	38
02	Williams,Brandi	9	13	2	7	8	0	2	2	15	0	4	0	39
15	Morrison,Diamond	3	5	1	3	0	0	2	2	3	7	0	0	16
04	Rivera,Caroline	0	0	0	0	0	0	0	0	0	0	0	0	15
10	Courmyer,Andrea	4	8	2	4	0	0	2	3	10	4	4	0	22
25	Womack,Jazmyne	2	6	0	1	5	4	1	1	8	0	3	0	16
Team		2		0		2		0		2		0		
Totals		20	60	5	17	14	16	13	24	37	19	59	6	26

1st FG %: 4.13 30.8% 2nd: 4.16 25.0% 3rd: 5.19 26.3% 4th: 7.12 58.3% Game: 20.60 36.3% Deadball
 3FG %: 2.6 33.3% 1.4 25.0% 0.3 9.0% 2.4 50.0% 5.12 39.4% Rebounds
 FT %: 3.3 100.0% 4.4 100.0% 6.6 66.7% 3.3 100.0% 14.16 87.5% 2

Auburn 71 • 4-1

#	Player	Total		3-Ptr		Rebounds		PF	TP	A	TO	Bk	Stl	Min
		FG	FGA	FT	FTA	Off	Def							
20	Unique Thompson	7	12	0	0	2	5	10	13	3	16	0	4	31
00	Daisa Alexander	6	18	1	1	0	0	1	1	3	3	6	0	31
05	Emari Jones	9	9	1	4	1	1	5	5	10	3	8	2	37
23	Crystal Primm	6	4	0	1	1	0	2	2	4	9	1	3	24
33	Janiah McKay	6	10	1	3	4	4	1	2	3	13	6	5	30
01	Robyn Benton	5	7	2	3	4	1	2	2	15	1	0	0	24
04	Abigail Jackson	2	4	1	2	0	0	0	4	2	5	1	0	14
10	Kiyae White	0	1	0	0	0	0	0	0	0	0	0	0	6
05	Natalie Kelly	1	2	0	0	2	0	0	0	0	2	0	1	4
Team		2		4		1		4		1		1		
Totals		27	61	6	14	11	17	12	26	38	20	71	19	22

1st FG %: 7.16 43.8% 2nd: 6.13 46.2% 3rd: 6.13 46.2% 4th: 8.19 42.1% Game: 27.61 44.3% Deadball
 3FG %: 1.2 50.0% 1.2 50.0% 1.4 25.0% 3.4 50.0% 6.14 42.9% Rebounds
 FT %: 3.3 66.7% 4.4 100.0% 6.6 66.7% 4.4 100.0% 11.17 84.7% 6.1

Officials: Beverly Roberts, Cameron Inouye, Bill Larance
 Technical fouls: Louisiana-None, Auburn-None.
 Attendance: 1488

Score by periods	1st	2nd	3rd	4th	Total
Louisiana	13	13	14	19	59
Auburn	17	17	14	23	71

In Off 2nd Fast
 Points Paint T/O Chance Break Bench
 LA 23 27 7 12 18
 AU 22 27 7 12 22

Score tied - 0 times.
 Lead changed - 0 times.

AUBURN -- Returning to the court for the first time in 12 days, the Auburn women's basketball team picked up a 71-59 victory over Louisiana-Lafayette at Auburn Arena on Sunday afternoon.

The win was the 10th straight home non-conference victory for Auburn (4-1), dating back to the 2016-17 season.

Sophomore Unique Thompson recorded her third straight double-double and fourth of the season grabbing 13 rebounds while dropping 16 points; she also led the team with four steals.

Freshman Robyn Benton added 15 points going 2-for-3 from beyond the 3-point line. Senior Janiah McKay finished with 13 points and six assists. Emari Jones had eight points and a career-high 10 rebounds, and Daisa Alexander finished with a career-high eight assists.

Auburn jumped out to a quick 15-5 lead behind five points apiece from Thompson and Benton in the opening five minutes. Louisiana (2-3) answered back to cut the Tigers' lead to four at 17-13 after the first quarter. Auburn again pushed ahead by as many as 12 following a Benton jumper with 59 seconds remaining in the half. Louisiana hit a late pair of free throws to cut the Auburn advantage to eight at the half, 34-26.

After the two teams exchanged buckets for much of the 3rd period, the Tigers began to pull away in the fourth quarter opening on an 11-3 run to increase their lead to as much as 16 points at 61-45 with just over five minutes to play. But the Cajuns answered back with a 16-5 run of their own to cut the Auburn lead to as little as five points with 1:25 to play. Auburn would force five turnovers in the last 85 seconds and took advantage of free-throw opportunities to seal the win.

The Tigers forced a season-best 26 turnovers, scoring 27 points on those takeaways. Auburn shot 44.3 percent from the floor and held the Cajuns to 33.3 percent.

Louisiana was paced by Ty'Reona Doucet, who finished with 13 points along with 13 rebounds. Brandi Williams finished with 15 points for the Ragin' Cajuns.

Game 6: Nov. 28, 2018
Auburn 77, Xavier (La.) 58
Convocation Center
New Orleans, La.

Official Basketball Box Score -- Game Totals -- Final Statistics
 Auburn vs Xavier (N.O.)
 11/28/18 6:00 pm at New Orleans, La.

Auburn 77 • 5-1

#	Player	Total		3-Ptr		Rebounds		PF	TP	A	TO	Bk	Stl	Min
		FG	FGA	FT	FTA	Off	Def							
20	Unique Thompson	6	10	0	3	4	3	5	8	2	15	0	1	31
00	Daisa Alexander	5	9	3	0	0	3	6	2	13	5	1	0	30
05	Emari Jones	6	12	4	6	0	0	3	3	16	2	2	1	29
23	Crystal Primm	0	1	0	0	0	0	1	2	3	4	1	1	22
33	Janiah McKay	4	7	2	1	3	0	0	0	9	7	4	0	28
01	Robyn Benton	2	5	1	2	0	2	5	1	5	3	1	0	19
02	Brooke Moore	1	6	0	0	0	0	1	0	1	0	0	0	13
04	Abigail Jackson	3	3	0	0	0	0	0	0	0	6	0	2	10
10	Kiyae White	0	3	0	0	0	0	0	0	2	1	0	0	15
24	Erin Howard	2	6	0	0	0	0	0	0	0	2	0	1	14
05	Natalie Kelly	0	1	0	0	0	0	0	0	0	1	0	0	7
Team		0		4		4		4		1		1		
Totals		29	66	10	24	9	17	14	20	34	77	22	14	5

1st FG %: 1.13 41.3% 2nd: 8.15 53.9% 3rd: 9.17 42.9% 4th: 7.07 41.4% Game: 29.68 43.9% Deadball
 3FG %: 2.4 33.3% 3.7 42.9% 1.6 50.0% 2.5 40.0% 10.24 41.7% Rebounds
 FT %: 1.4 25.0% 1.4 25.0% 3.3 50.0% 2.3 66.7% 9.17 52.9% 3

Xavier (N.O.) 58 • 7-3

#	Player	Total		3-Ptr		Rebounds		PF	TP	A	TO	Bk	Stl	Min
		FG	FGA											

Game 7: Dec. 2, 2018
Auburn 95, Oklahoma 79
Auburn Arena
Auburn, Ala.
SEC/Big 12 Challenge

Official Basketball Box Score -- Game Totals -- Final Statistics
 Oklahoma vs Auburn
 12/02/18 3:00 pm at Auburn Arena -- Auburn, Ala.

Oklahoma 79 • 2-5		Total		3-Pr		Rebounds		PF		TP		A TO Blk Stl		Min
##	Player	FG	FGA	FT	FTA	Off	Def	PF	TP	A	TO	Blk	Stl	Min
##	Slymper, Mandy	3-6	0-0	0-0	2-3	5	6	4	2	0	1	27		
##	Williams, Madi	4-9	0-0	2-5	5	11	16	2	0	4	1	2	38	
##	Pellington, Shaina	3-10	0-2	5-6	1	4	5	2	11	4	6	0	3	27
##	Robertson, Taylor	9-18	7-15	2-4	0	4	2	2	2	0	1	0	1	38
##	Veitenheimer, Tatum	3-5	1-2	1-3	0	1	1	2	8	3	6	0	2	35
##	Murcer, Jessi	5-9	2-4	3-4	1	0	1	2	15	1	0	1	20	
##	Lampkin, Nydia	1-4	0-0	0-0	3	1	4	1	2	0	1	0	14	
##	Odumbe, Jyema	0-0	0-0	0-0	0	0	1	0	0	1	0	0	1	
##	Team				2	1	3							
Totals		28-61	10-23	13-26	14	25	39	17	79	14	21	2	10	200

1st FG %: 10-21 47.6% 2nd: 3-11 27.3% 3rd: 7-13 53.8% 4th: 9-16 56.3% Game: 28-61 45.9% Deadeadball
 3PT %: 0-0 0.0% 5-8 62.5% 5-8 62.5% 3-4 75.0% 10-12 83.3% Rebounds: 6,1

Auburn 95 • 6-1		Total		3-Pr		Rebounds		PF		TP		A TO Blk Stl		Min
##	Player	FG	FGA	FT	FTA	Off	Def	PF	TP	A	TO	Blk	Stl	Min
##	Unique Thompson	4-7	0-0	6-8	5	12	17	1	14	3	0	1	30	
##	Daisa Alexander	9-15	3-7	2-2	0	5	5	1	19	5	3	0	21	30
##	Emari Jones	6-11	4-9	0-0	0	3	2	16	1	2	0	2	35	
##	Crystal Primm	6-11	0-0	2-3	2	3	4	14	1	2	1	3	26	
##	Janiah McKay	3-11	0-0	0	1	1	4	6	1	1	0	1	29	
##	Robyn Benton	5-7	4-5	0-0	0	0	1	14	0	0	0	2	15	
##	Brooke Moore	2-5	2-5	0-0	1	0	1	6	1	0	0	0	11	
##	Abigayle Jackson	0-1	0-0	0-0	1	3	4	2	0	0	0	0	9	
##	Kiyae' White	1-2	0-0	0-0	1	0	1	2	0	0	0	0	3	
##	Erin Howard	2-4	0-1	0-0	2	4	1	4	3	0	0	1	11	
##	Natalie Kelly	0-0	0-0	0-0	0	0	0	0	0	0	0	0	1	
##	Team				0	0	0							
Totals		36-74	13-29	10-13	13	26	39	18	95	15	12	1	20	200

1st FG %: 7-18 38.9% 2nd: 10-19 52.6% 3rd: 8-20 40.0% 4th: 11-17 64.7% Game: 36-74 48.8% Deadeadball
 3PT %: 3-7 42.9% 2-7 28.6% 5-8 62.5% 5-8 62.5% 3-4 75.0% 10-12 83.3% Rebounds: 3,3

Officials: Jesse Dickinson, Amy Bonner, Brian Garland
 Technical fouls: Oklahoma-None, Auburn-None.
 Attendance: 1877
 2018 SEC/Big 12 Challenge

Score by periods	1st	2nd	3rd	4th	Total
Oklahoma	24	6	23	26	79
Auburn	17	27	19	32	95

Last FG - OU 4th-00:14, AU 4th-00:25.
 Largest lead - OU by 6 1st-01:21, AU by 22 3rd-08:08.
 OUI led for 10:00, AU led for 29:12. Game was tied for 00:13.
 Score tied - 1 time.
 Lead changed - 3 times.

Game 8: Dec. 6, 2018
Auburn 81, St. Joseph's 70
Hagan Arena
Philadelphia, Pa.

Official Basketball Box Score -- Game Totals -- Final Statistics
 Auburn vs Saint Joseph's
 12/06/18 7:00 pm at Hagan Arena -- Philadelphia, Pa.

Auburn 81 • 7-1		Total		3-Pr		Rebounds		PF		TP		A TO Blk Stl		Min
##	Player	FG	FGA	FT	FTA	Off	Def	PF	TP	A	TO	Blk	Stl	Min
##	Unique Thompson	5-10	0-0	2-4	2	4	6	2	12	4	2	0	2	34
##	Daisa Alexander	5-10	3-5	3-4	0	2	2	1	16	2	1	0	1	34
##	Emari Jones	2-4	0-0	0-1	1	2	3	0	4	1	0	0	0	33
##	Crystal Primm	5-6	0-0	4-4	1	3	4	0	14	2	2	0	1	27
##	Janiah McKay	6-10	0-2	9-10	0	1	1	21	4	0	0	0	4	28
##	Robyn Benton	0-0	0-0	0	1	0	1	0	0	0	0	0	0	6
##	Brooke Moore	4-9	2-5	0-0	0	2	2	0	10	0	0	0	0	12
##	Abigayle Jackson	0-1	0-0	0-0	1	1	2	0	0	0	0	0	0	5
##	Kiyae' White	2-3	0-0	0-0	2	2	4	2	4	0	0	0	0	10
##	Erin Howard	0-1	0-0	0-0	0	0	0	1	0	1	0	0	0	10
##	Natalie Kelly	0-0	0-0	0-0	0	0	0	0	0	0	0	0	0	1
##	Team				1	4	5							
Totals		29-54	5-12	18-23	9	21	30	9	81	13	10	0	9	200

1st FG %: 13-17 76.5% 2nd: 4-15 26.7% 3rd: 6-11 54.5% 4th: 6-11 54.5% Game: 29-54 53.7% Deadeadball
 3PT %: 3-3 100.0% 3-4 75.0% 4-4 100.0% 0-0 0.0% 5-12 41.7% Rebounds: 4

Saint Joseph's 70 • 3-6		Total		3-Pr		Rebounds		PF		TP		A TO Blk Stl		Min
##	Player	FG	FGA	FT	FTA	Off	Def	PF	TP	A	TO	Blk	Stl	Min
##	Katie Mayock	4-7	0-0	0-0	5	4	9	1	8	2	1	1	1	30
##	Michala Clay	2-5	0-0	0-0	1	0	1	0	4	3	1	0	0	9
##	Kristalyn Balsden	9-15	3-5	0-0	0	0	0	4	9	3	0	0	23	
##	Alyssa Monaghan	6-14	6-14	0	0	1	1	3	18	5	3	0	0	39
##	Katie Jekot	3-8	3-7	0-0	1	3	4	2	9	1	2	0	1	22
##	Whisper Fisher	4-4	0-0	3-4	3	2	5	1	11	1	1	0	1	19
##	Lola Roig	3-5	1-2	0-2	0	0	0	2	7	3	5	0	1	18
##	Nailah Delnois	2-8	0-2	0-0	0	4	4	1	4	2	0	0	0	22
##	Mary Sheehan	0-5	0-2	0-0	1	1	2	0	0	1	1	0	0	18
##	Team				2	2	0							
Totals		27-61	13-32	3-6	14	16	30	14	70	21	14	1	4	200

1st FG %: 6-16 37.5% 2nd: 5-17 29.4% 3rd: 10-14 71.4% 4th: 6-14 42.9% Game: 27-61 44.3% Deadeadball
 3PT %: 4-9 44.4% 3-11 27.3% 3-5 60.0% 3-7 42.9% 5-12 41.7% Rebounds: 2,1

Officials: John Capolitto, Ed Sidlasky, Karen Preato
 Technical fouls: Auburn-None, Saint Joseph's-None.
 Attendance: 443

Score by periods	1st	2nd	3rd	4th	Total
Auburn	20	12	17	22	81
Saint Joseph's	16	14	25	15	70

Last FG - AU 4th-00:52, SJU 4th-01:18.
 Largest lead - AU by 16 1st-00:30, SJU by 2 1st-08:19.
 AU led for 38:03, SJU led for 00:45. Game was tied for 00:09.
 Score tied - 1 time.
 Lead changed - 4 times.

Game 9: Dec. 16, 2018
Auburn 73, Samford 46
Auburn Arena
Auburn, Ala.

Official Basketball Box Score -- Game Totals -- Final Statistics
 Samford vs Auburn
 12/16/18 2:00 pm at Auburn Arena -- Auburn, Ala.

Samford 46 • 3-8		Total		3-Pr		Rebounds		PF		TP		A TO Blk Stl		Min
##	Player	FG	FGA	FT	FTA	Off	Def	PF	TP	A	TO	Blk	Stl	Min
##	Fitzgerald, Samantha	0-3	0-1	0-0	0	0	0	0	0	0	2	0	0	9
##	Armstrong, Natalie	5-10	0-0	0-0	7	9	16	4	10	0	3	1	0	32
##	Serru, Paige	1-3	1-3	0-0	0	1	1	0	3	0	0	0	1	16
##	Brown, Charity	3-4	3-3	0-0	0	4	4	3	9	7	5	0	2	14
##	Williams, Cassidy	0-3	0-0	0-0	0	1	1	0	0	0	0	0	0	24
##	Battle,Shauntai	5-11	1-2	2-2	2	2	2	11	6	1	1	1	32	
##	Hill, Ta'Naisha	1-7	0-4	0-0	1	1	2	4	2	3	3	0	0	22
##	Allen, Katie	3-7	3-5	0-0	0	1	1	2	9	1	5	0	3	27
##	Omar, Raven	0-2	0-1	0-0	0	1	1	2	0	3	0	0	0	16
##	Cronier, Olivia	1-1	0-0	0-0	0	3	3	0	2	0	0	0	0	8
##	Team				1	4	5							
Totals		19-51	7-21	1-2	9	27	36	20	46	16	29	2	7	200

1st FG %: 4-14 28.6% 2nd: 4-13 30.8% 3rd: 3-8 37.5% 4th: 8-16 50.0% Game: 19-51 37.3% Deadeadball
 3PT %: 0-6 0.0% 1-3 33.3% 3-3 100.0% 3-9 33.3% Rebounds: 1,1

Auburn 73 • 8-1		Total		3-Pr		Rebounds		PF		TP		A TO Blk Stl		Min
##	Player	FG	FGA	FT	FTA	Off	Def	PF	TP	A	TO	Blk	Stl	Min
##	Thompson, Unique	2-7	0-0	1-2	0	6	6	0	5	0	1	1	3	23
##	Alexander, Daisa	6-13	1-5	3-3	2	3	5	0	16	2	1	0	3	31
##	Jones, Emari	2-5	2-2	2-2	2	3	8	0	3	0	0	1	29	
##	Primm, Crystal	3-8	0-0	3-4	1	2	1	2	9	2	3	2	21	
##	McKay, Janiah	6-12	1-2	7-8	1	3	4	0	20	4	2	0	4	26
##	Benton, Robyn	4-10	2-4	0-0	2	1	3	1	10	0	0	0	2	24
##	Jackson, Abigayle	0-2	0-0	0-0	1	1	2	0	0	0	0	0	0	8
##	White, Kiyae'	2-3	0-0	1-1	2	2	4	1	5	0	0	0	0	17
##	Howard, Erin	0-3	0-2	0-0	0	0	0	0	0	1	1	0	0	12
##	Kelly, Natalie	0-1	0-0	0-0	1	2	3	0	0	1	0	0		

Game 10: Dec. 18, 2018

Auburn 84, Coastal Carolina 78

Myrtle Beach Convention Center Myrtle Beach, S.C.

Carolinas Challenge

Official Basketball Box Score -- Game Totals -- Final Statistics
Auburn vs Coastal Carolina
12-18-18 6:15 p.m. at Myrtle Beach (SC) Convention Center

##	Player	Total			3-Ptr			Rebounds			PF	TP	A	TO	Bk	Stl	Min
		FG	FGA	FT	FTA	FG	FGA	FT	FTA	Off							
00	Daisa Alexander	1-4	1-2	0-0	0	0	0	0	0	0	3	2	2	0	0	11	
05	Emari Jones	5-13	4-11	2-2	4	2	6	2	16	0	0	0	0	3	37		
20	Unique Thompson	5-7	0-0	1-3	7	0	7	5	11	0	1	0	0	0	21		
23	Crystal Primm	3-8	0-0	8-10	2	4	6	3	14	1	3	0	0	0	25		
33	Janiah McKay	7-13	0-4	7-9	0	2	2	1	21	4	5	0	1	33			
01	Robyn Benton	1-9	1-4	2-2	0	1	1	4	5	2	0	0	0	1	25		
02	Brooke Moore	2-6	1-4	0-0	1	1	4	0	2	2	1	0	0	14			
04	Abigayle Jackson	1-1	0-0	1-1	1	2	5	3	0	1	0	0	0	9			
10	Kiyae White	1-2	0-0	0-0	0	0	0	1	2	0	0	0	1	3			
24	Erin Howard	2-4	0-2	0-0	1	3	4	2	4	0	0	0	0	14			
35	Natalie Kelly	0-0	0-0	0-0	0	1	1	0	0	0	2	0	0	8			
	Team				1	2	3										
Totals		28-67	7-27	21-27	17	19	36	23	84	11	15	0	8	200			

1st FG %:	7.0	35.0%	2nd:	7.1	41.2%	3rd:	8.1	47.1%	4th:	6.1	46.2%	Game:	28.67	41.8%	Deadball	
3PG %:	0.6	33.3%	3.1:	27.3%	3.1:	28.6%	3.1:	28.6%	3.1:	27.3%	3.1:	27.3%	3.1:	27.3%	3.1:	27.3%
FT %:	1.1	100.0%	4.4:	100.0%	6.9:	66.7%	6.9:	66.7%	10-13:	76.9%	21-27:	77.8%	3			

##	Player	Total			3-Ptr			Rebounds			PF	TP	A	TO	Bk	Stl	Min
		FG	FGA	FT	FTA	FG	FGA	FT	FTA	Off							
02	BLANDING, Breylin	1-3	0-2	2-3	0	2	2	0	4	1	4	0	0	0	35		
03	CASH, Torrie	0-5	0-3	0-0	0	1	1	4	0	3	4	0	0	25			
20	CAMP, Janae	1-1	0-0	0-0	2	3	5	4	2	0	3	0	1	23			
23	ROCHE, Caitlin	10-24	5-16	1-2	2	1	3	4	26	0	0	0	0	34			
30	HAMILTON, Naheria	6-8	0-0	5-6	7	7	14	4	17	0	1	0	0	34			
01	VISIONE, Mery	1-1	0-0	0-0	0	1	1	0	2	1	1	0	0	5			
04	DAVIS, Tiara	0-3	0-2	2-2	0	1	0	2	0	0	1	0	1	6			
14	WEST, Kaylin	0-0	0-0	0-0	0	0	0	0	0	0	2	0	0	2			
15	WILLIAMS, DJ	8-12	0-1	9-13	4	3	7	4	25	5	0	5	24				
21	BLOUNT, Ash	0-1	0-1	0-0	0	2	2	0	0	0	0	0	1	6			
40	WILLIAMS, Jamie	0-0	0-0	0-0	0	0	0	0	0	0	0	0	0	2			
54	DAVIS, Aislee	0-1	0-0	0-0	0	1	1	0	2	0	1	1	0	7			
	Team				1	3	4										
Totals		27-59	5-25	19-26	16	25	41	23	78	10	23	1	7	200			

1st FG %:	5.1	45.5%	2nd:	7.1	46.7%	3rd:	9.1	69.0%	4th:	6.1	33.3%	Game:	27.59	45.8%	Deadball	
3PG %:	2.4	33.3%	0.5:	0.0%	2.7:	28.6%	1.9:	11.0%	5.5:	20.0%	20.0%	4				
FT %:	4.4	100.0%	9.5:	100.0%	2.2:	100.0%	4.8:	66.7%	4.8:	50.0%	19-26:	73.1%	4			

Officials: Roy Gulbeyan, Meadow Overstreet, Euseal Silva
Technical fouls: Auburn-None, Coastal Carolina-None.
Attendance: 2018 CAROLINAS CHALLENGE

Score by periods	1st	2nd	3rd	4th	Total
Auburn	17	21	24	22	84
Coastal Carolina	16	23	22	17	78

1st FG - AU 4th-02:50, CCU 4th-00:17
Largest lead - AU by 8 4th-02:32, CCU by 7 2nd-05:34
AU led for 16:50, CCU led for 20:33, Game was tied for 02:30.

Score tied - 7 times.
Lead changed - 17 times.

MYRTLE BEACH, S.C. -- The Auburn women's basketball team overcame foul trouble and a hot-shooting Coastal Carolina team to earn an 84-78 win Tuesday night in the Carolinas Challenge at the Myrtle Beach Convention Center.

The Tigers (9-1) extended their winning streak to six games, but it was not without anxious moments as Auburn lost two post players to fouls in the fourth quarter and had to overcome the Chanticleers (7-2), who hovered near 50-percent shooting most of the night and had two players score 25-plus.

Janiah McKay led Auburn for the third straight game with 21 points, scoring 15 in the first half and salting the game away in the fourth quarter at the free-throw line. Emari Jones had 16 points, knocking down four 3-pointers, and Crystal Primm had a 14-point night, all coming in the second half.

The Tigers trailed at the half for the first time this season as CCU took a 39-38 lead to the break. The lead changed hands 10 times in a first half that saw Auburn attempt 17 3-pointers while Coastal drove to the basket, drew fouls, and made a living at the free-throw line (13-of-16). McKay and Jones combined for 26 of Auburn's 38 points in the half while Thompson, Primm, Jackson and Benton dealt with foul trouble.

The lead changed hands seven more times in the second half with Coastal extending its lead to as many as seven points at 46-39 with 7:51 to play in the third quarter. But the Tigers kept chipping away, and a steal and fast-break layup by Emari Jones just before the buzzer gave Auburn a 62-61 lead after three periods.

Coastal hit a 3-pointer to move back ahead with 8:00 to play, but a layup from Primm and a pair of free throws from Robyn Benton gave the Tigers a 66-64 lead; Auburn would never trail again. With both teams in the bonus and multiple players dealing with foul trouble - Auburn had two players foul out, and Coastal had five players with four fouls when the game ended - free throws were at a premium. Auburn made 10-of-13 attempts in the final period while Coastal was just 4-of-8.

Game 11: Dec. 20, 2018

Auburn 86, North Carolina 81 (OT)

Myrtle Beach Convention Center Myrtle Beach, S.C.

Carolinas Challenge

Official Basketball Box Score -- Game Totals -- Final Statistics
Auburn vs North Carolina
12-20-18 6:30 p.m. at Myrtle Beach (SC) Convention Center

##	Player	Total			3-Ptr			Rebounds			PF	TP	A	TO	Bk	Stl	Min
		FG	FGA	FT	FTA	FG	FGA	FT	FTA	Off							
00	Daisa Alexander	3-12	0-3	0-0	0	4	5	2	16	1	4	0	4	31			
05	Emari Jones	3-12	1-8	0-0	3	0	3	0	7	1	2	1	2	38			
20	Unique Thompson	10-18	0-0	1-3	11	7	18	2	21	1	1	3	43				
23	Crystal Primm	9-12	0-0	2-6	0	3	2	18	0	4	1	4	30				
33	Janiah McKay	5-18	1-4	10-13	1	3	4	3	21	4	2	0	4	37			
01	Robyn Benton	1-5	0-1	0-0	0	0	0	2	2	1	0	0	1	11			
02	Brooke Moore	2-5	2-4	0-0	0	0	0	0	6	0	0	0	8				
03	Erica Sanders	0-0	0-0	2-2	0	2	4	2	0	1	0	0	11				
04	Abigayle Jackson	1-1	0-0	0-0	0	0	0	2	0	0	1	0	2				
24	Erin Howard	1-2	1-2	0-0	0	1	1	0	3	0	0	0	2	14			
	Team				4	2	6										
Totals		34-85	5-22	13-18	25	21	46	17	86	8	15	3	20	225			

1st FG %:	9.2	38.1%	2nd:	6.2	30.0%	3rd:	6.7	35.3%	4th:	9.4	64.3%	Game:	34.85	50.0%	Deadball	
3PG %:	2.6	33.3%	1.5:	20.0%	1.7:	14.3%	1.3:	33.3%	5.2:	22.7%	5.2:	22.7%	2.1			
FT %:	0.0	0.0%	3.5:	66.0%	0.0:	0.0%	0.0:	0.0%	11-18:	61.1%	13-18:	72.2%	3			

##	Player	Total			3-Ptr			Rebounds			PF	TP	A	TO	Bk	Stl	Min
		FG	FGA	FT	FTA	FG	FGA	FT	FTA	Off							
00	BENNETT, Shayla	7-12	2-6	3-3	0	3	3	2	19	8	8	0	1	43			
01	KOENEY, Taylor	6-11	1-3	0-0	3	3	6	3	13	2	6	1	2	45			
04	JOINES, Jocelyn	0-2	0-0	0-0	1	3	4	2	0	1	2	0	0	16			
05	WATTS, Stephanie	6-13	4-9	0-0	2	7	9	4	16	3	5	1	2	45			
44	BALLEW, Janelle	4-7	0-1	0-0	2	2	4	5	8	0	1	0	23				
20	CHURCH, Leah	1-2	1-2	2-2	0	0	0	3	5	2	1	0	18				
22	KEA, Paris	6-12	1-5	3-4	0	4	4	0	16	4	3	0	2	25			
30	MURRAY, Jaelynn	2-3	0-0	0-0	0	1	1	4	1	4	0	2	1	10			
	Team				11	29	40	81	20	27	4	7	225				

1st FG %:	9.1	60.0%	2nd:	4.0	40.0%	3rd:	7.4	50.0%	4th:	8.1	53.3%	Game:	32.62	51.6%	Deadball	
3PG %:	1.4	25.0%	0.0:	0.0%	1.1:	100.0%	1.4:	75.0%	9.2:	34.9%	9.2:	34.9%	0			
FT %:	2.2	100.0%	0.0:	0.0%	1.1:	100.0%	3.4:	75.0%	8.9:	88.9%	8.9:	88.9%	0			

Officials: Eric Brewster, Bruce Morris and Erica Camarota
Technical fouls: Auburn-None, North Carolina-None.
Attendance: 2018 CAROLINAS CHALLENGE

Score by periods	1st	2nd	3rd	4th	OT	Total
Auburn	18	16	15	22	12	84
North Carolina	21	8	17	23	12	81

1st FG - AU OT-00:45, NC OT-00:08
Largest lead - AU by 11 3rd-05:37, NC by 5 2nd-09:42
AU led for 29:07, NC led for 12:17, Game was tied for 02:27.

Score tied - 7 times.
Lead changed - 6 times.

MYRTLE BEACH, S.C. -- Janiah McKay and Unique Thompson both scored 21 points, and the Auburn women's basketball team fought back from a late deficit to earn an 86-81 overtime victory over North Carolina Thursday night in the Carolinas Challenge.

Trailing for most of the fourth quarter, Auburn hit their final four shots of the half and forced the extra period when McKay found Robyn Benton for a layup with 10 seconds to play to tie the score at 69-69. The Tigers (10-1) never trailed in overtime, getting nine points and a huge late steal from McKay to win their seventh in a row.

Auburn led by as many as 11 points in the third quarter, but the Tar Heels (8-5) chipped away, including a 7-0 run to end the quarter, to bring the deficit down to one point headed to the fourth. UNC took its first lead of the half with 5:26 to play in the 3rd quarter to tie it 56-54.

Auburn never led again in regulation, but after a missed UNC free throw led to Benton's layup with 10 seconds left, the Tigers never trailed in overtime. UNC threatened late, hitting a pair of 3-pointers in the final minute, but McKay sank five free throws over the final 44 seconds to salt away the win.

Thompson had 18 rebounds to go along with her 21 points, picking up her sixth double-double of the season. Crystal Primm - the Duke transfer playing against her former team's archrival - scored a career-high 18 points on 9-of-12 shooting while adding six rebounds and four steals.

Senior Erica Sanders also scored her first two points of the season on a pair of free throws in overtime. She missed the first nine games with an injury but made her presence felt on the defensive end in this game with three rebounds in 11 minutes of action.

Auburn saw its trademark high-intensity defense pay dividends as the Tigers turned 27 North Carolina turnovers into 38 points. None was bigger than a steal by McKay with 47 seconds left that turned into a fast-break layup, plus a foul, to give the Tigers an 80-75 lead.

Game 12: Dec. 22, 2018

Auburn 96, Elon 44

Schar Center Elon, N.C.

Official Basketball Box Score -- Game Totals -- Final Statistics
Auburn vs Elon
12/22/18 2 p.m. at Elon, N.C.

##	Player	Total			3-Ptr			Rebounds			PF	TP	A	TO	Bk	Stl	Min
		FG	FGA	FT	FTA	FG	FGA	FT	FTA	Off							
20	Unique Thompson	6-7	0-0	2-2	3	6	1	14	2	3	0	0	25				
00	Daisa Alexander	2-5	1-3	1-2	0	1											

Game 13: Dec. 29, 2018
Auburn 83, Alabama State 50
 Auburn Arena
 Auburn, Ala.

Official Basketball Box Score -- Game Totals -- Final Statistics
 Alabama State vs Auburn
 12/29/18 12:00 pm at Auburn Arena -- Auburn, Ala.

Alabama State 50 • 1-10

##	Player	Total	3-Ptr	Rebounds			PF	TP	A	T	Blk	Stl	Min
FG	FGA	FT	FTA	Off	Def	Total							
00	Emmanuel, Ayana	2-5	2-3	4-4	0	2	2	10	2	4	0	1	20
05	Nelson, Aliyah	0-4	0-0	0-0	2	0	2	3	0	0	0	0	16
21	Ward, Shmya	5-12	0-0	2-3	3	7	10	12	0	5	0	0	31
02	Smith, Amani	0-0	0-0	0-0	0	0	0	2	0	0	4	0	8
03	Crawford, Jayla	1-6	1-3	3-4	1	2	3	6	1	2	0	0	16
01	Rudolph, Tyeisha	1-4	0-1	0-0	0	5	5	1	2	0	2	0	15
10	Lee, Courtney	1-3	0-2	0-0	0	1	1	4	2	2	0	1	23
15	Berry, Kaeani	1-3	0-0	2-2	0	0	2	4	0	0	0	0	7
22	Aikerson, Taylor	2-4	1-3	3-3	0	2	2	1	8	1	2	0	15
23	Gibson, Arieatha	1-3	1-2	2-2	0	0	0	3	5	1	0	0	18
35	Clark, Zomora	0-1	0-0	1-2	2	3	5	4	1	1	0	0	20
54	Chapman, Tatyana	0-2	0-0	0-0	1	1	2	0	0	0	1	1	11
	Team				3	3	6						
	Totals	14-47	5-14	17-20	12	26	38	28	50	9	24	1	200

1st FG: 3-15 20.0% 2nd: 4-10 40.0% 3rd: 1-7 14.3% 4th: 7-15 46.7% Game: 14-47 29.8% Deadball
 3FG: 1-3 33.3% 2-6 33.3% 0-2 0.0% 2-3 66.7% 5-14 35.7% Rebounds
 FT: 0-0 0.0% 5-5 100.0% 7-10 70.0% 1-1 100.0% 17-20 85.0%

Auburn 83 • 12-1

##	Player	Total	3-Ptr	Rebounds			PF	TP	A	T	Blk	Stl	Min
FG	FGA	FT	FTA	Off	Def	Total							
00	Emmanuel, Ayana	2-3	0-0	2-2	4	4	8	2	6	2	1	3	20
00	Daisa Alexander	3-9	2-5	1-3	0	1	1	0	9	0	0	1	19
09	Emari Jones	0-1	0-1	0-0	1	0	1	0	0	1	0	0	2
23	Crystal Primm	3-4	0-0	6-8	2	2	4	1	12	2	0	3	24
33	Janiah McKay	0-6	0-0	7-7	0	1	1	2	7	3	0	0	18
01	Robyn Benton	3-10	2-7	3-4	1	11	12	0	0	0	0	22	
02	Brooke Moore	6-15	5-13	6-6	0	1	1	23	2	0	0	1	23
03	Erica Sanders	0-0	0-0	0-0	4	2	6	1	0	1	0	0	11
04	Abigail Jackson	0-0	0-0	0-0	1	1	2	0	0	0	0	0	22
10	Kiyae' White	1-4	0-0	2-3	1	4	5	2	4	0	0	0	11
24	Erin Howard	2-13	1-9	0-0	2	5	7	3	5	2	1	2	29
25	Natalie Kelly	0-0	0-0	1-2	0	3	3	1	1	0	1	0	8
	Team				0	1	1						
	Totals	22-70	10-35	29-36	21	42	63	12	6	9	1	7	200

1st FG: 3-15 20.0% 2nd: 7-17 41.2% 3rd: 6-21 28.6% 4th: 6-17 35.3% Game: 22-70 31.4% Deadball
 3FG: 1-4 25.0% 2-6 33.3% 3-8 37.5% 2-4 50.0% 10-35 28.6% Rebounds
 FT: 0-0 0.0% 7-8 87.5% 0-1 0.0% 9-11 81.8% 20-26 76.9%

Officials: Tina Napier, Carla Fountain, Frank Steratore
 Technical fouls: Alabama State-Clark, Zomora. Auburn-None.
 Attendance: 1868

Score by periods	1st	2nd	3rd	4th	Total
Alabama State	5	15	9	21	50
Auburn	13	24	22	24	83

Last FG - ALST 4th-00:30, AU 4th-01:14.
 Largest lead - ALST None, AU by 37 4th-01:14.
 ALST led for 00:00, AU led for 37:53. Game was tied for 01:53.

AUBURN -- Freshman Brooke Moore scored a career-high 23 points, and the Auburn women's basketball team pulled away early and cruised to an 83-50 victory over Alabama State to close out non-conference play Saturday at Auburn Arena.

The Tigers (12-1), who entered Saturday's game at No. 20 in the latest NCAA RPI with a pair of top-50 wins, will enter SEC play on a nine-game winning streak, their longest since 2012-13. Auburn also finished off a perfect month of December for the second straight season.

Despite shooting a season-low 31.4 percent from the field, the Tigers hit 10 3-pointers and found other ways to score, going 29-of-36 (80.6%) at the free-throw line. It marked the most free throws made in a game by Auburn since 2008.

Moore's 23 points – the most by an Auburn player this season – came on five 3-point field goals, one two-pointer and six free throws. Crystal Primm added 12 points, and Robyn Benton scored 11 off the bench. Unique Thompson pulled down a team-leading eight rebounds despite playing just 20 minutes. Freshman Erin Howard tied a career-high with seven rebounds for the second straight game.

Auburn scored 34 points off 24 Alabama State turnovers and got 49 points from the bench, which played its most minutes of the season. The Tigers out-rebounded ASU 42-38 and had 17 steals – three apiece from Thompson, Primm and Erica Sanders.

For the second straight game, Auburn never trailed. The Tigers jumped out to a quick 8-0 lead and led 13-5 at the end of one quarter. That turned into a 37-20 halftime lead after a half-court heave from Moore beat the buzzer.

Auburn would outscore the Hornets 22-9 in the third quarter to take a 59-29 lead to the final period. The Tigers would then empty the bench in the fourth, getting double-digit minutes from six of seven bench players.

Game 14: Jan. 3, 2019
#10 Tennessee 78, Auburn 69
 Auburn Arena
 Auburn, Ala.

Official Basketball Box Score -- Game Totals -- Final Statistics
 Tennessee vs Auburn
 01/03/19 6:00 p.m. at Auburn Arena -- Auburn, Ala.

Tennessee 78 • 12-1, 1-0 SEC

##	Player	Total	3-Ptr	Rebounds			PF	TP	A	T	Blk	Stl	Min
FG	FGA	FT	FTA	Off	Def	Total							
10	Jackson, Meme	8-13	5-8	6-6	1	2	3	2	27	1	5	0	31
15	Green, Chendene	4-7	0-0	0-0	1	3	4	4	8	1	2	0	35
00	Davis, Rennie	8-11	1-1	6-7	3	11	14	2	23	3	6	1	37
02	Westbrook, Evina	2-7	1-3	2-3	0	2	2	1	7	6	2	0	13
14	Green, Zay	4-7	0-2	2-2	3	5	8	3	10	7	3	1	36
04	Collins, Mimi	0-0	0-0	0-0	0	0	0	0	0	0	0	0	3
11	Kushkhuah, Kasiyahna	0-0	0-0	0-3	1	2	3	2	0	2	1	1	15
12	Burrell, Rae	0-0	0-0	0-0	0	0	0	0	0	0	0	0	2
13	Masengill, Jazmine	1-5	0-1	1-2	1	1	2	2	3	0	2	0	20
	Team				1	6	7						
	Totals	27-50	7-15	17-23	11	32	43	18	78	18	23	4	200

1st FG: 7-14 50.0% 2nd: 5-11 45.5% 3rd: 9-14 64.3% 4th: 6-11 54.5% Game: 27-50 54.0% Deadball
 3FG: 1-5 20.0% 1-4 25.0% 2-7 28.6% 3-4 75.0% 7-15 46.7% Rebounds
 FT: 3-5 60.0% 5-5 100.0% 2-2 100.0% 6-7 85.7%

Auburn 69 • 12-2, 0-1 SEC

##	Player	Total	3-Ptr	Rebounds			PF	TP	A	T	Blk	Stl	Min
FG	FGA	FT	FTA	Off	Def	Total							
10	Thompson, Unique	8-15	0-0	3-4	7	5	12	2	19	2	1	2	36
24	Howard, Erin	4-8	3-7	0-0	3	1	4	3	11	0	0	1	33
00	Alexander, Daisa	4-7	2-8	3-4	0	2	2	4	13	3	0	3	33
23	Primm, Crystal	6-10	0-0	4-6	3	2	5	4	16	2	2	0	31
33	McKay, Janiah	2-11	1-3	5-6	1	0	1	2	10	2	3	0	30
01	Benton, Robyn	0-3	0-1	0-0	0	0	0	0	0	0	0	0	8
02	Moore, Brooke	0-4	0-3	0-0	0	1	1	0	0	0	0	0	11
03	Sanders, Erica	0-1	0-0	0-0	1	1	2	3	0	1	0	0	14
04	Jackson, Abigail	0-1	0-0	0-0	0	1	1	0	0	0	1	0	4
	Team				1	0	1						
	Totals	24-70	6-22	15-20	16	13	29	18	69	10	11	2	9

1st FG: 7-17 41.2% 2nd: 5-9 55.6% 3rd: 4-14 28.6% 4th: 8-20 40.0% Game: 24-70 34.3% Deadball
 3FG: 3-4 75.0% 1-4 25.0% 5-6 83.3% 0-2 0.0% 15-20 75.0% Rebounds
 FT: 3-4 75.0% 6-8 75.0%

Officials: Scott Yarbrough, Angelica Siffers, Julie Krommenhoek
 Technical fouls: Tennessee-None, Auburn-None.
 Attendance: 2204

Score by periods	1st	2nd	3rd	4th	Total
Tennessee	17	19	23	20	78
Auburn	13	17	15	19	69

Last FG - UT 4th-00:33, AU 4th-01:01.
 Largest lead - UT by 9 4th-00:09, AU by 31 4th-01:04.
 UT led for 27:36, AU led for 06:23. Game was tied for 06:01.

AUBURN -- Auburn sophomore Unique Thompson picked up her seventh double-double of the season, but the Tigers came up short in a 78-69 loss to No. 10 Tennessee Thursday night in the SEC opener for both teams at Auburn Arena.

The Tigers (12-2, 0-1 SEC) had trouble getting shots to fall, despite having 20 more attempts from the floor than the Lady Vols (12-1, 1-0). Meanwhile, Tennessee shot 54 percent from the field and pulled away late to secure the win.

Thompson finished with 19 points and 12 rebounds along with two assists, two steals and a block in 36 minutes of action. All five Auburn starters scored in double figures. Crystal Primm had 16 points, Daisa Alexander added 13, and Janiah McKay had 10.

Freshman Erin Howard, making her first career start in place of injured senior Emari Jones, scored a career-high 11 points, including three 3-pointers, to go along with four rebounds.

Auburn forced Tennessee into 23 turnovers but was only able to convert those into 20 points. Neither bench was effective – Auburn's bench was held scoreless while the Lady Vols got just three points from their reserves. The Lady Vols also outrebounded Auburn 43-29.

Tennessee went on a 9-3 run over the last four minutes of the third quarter to take a 58-50 lead into the fourth. But Auburn answered quickly with back-to-back 3-pointers from Howard in less than a minute to cut the lead to two and force a quick UT timeout. The Lady Vols would push their lead back to five points, but a 6-0 run with a pair of baskets from Primm gave Auburn a 62-61 lead with 5:41 to play. From there, though, Tennessee would never trail again, going on a 9-2 run over the next three minutes.

Auburn shot 34.3 percent from the field, the second-lowest percentage of the season, while Tennessee hit 54 percent of its shots, including a 7-for-15 (46.7%) clip from 3-point range.

Tennessee's Meme Jackson led all scorers with 27 points, including a 5-for-8 night from beyond the 3-point arc. Rennie Davis added 23 points and 14 rebounds.

Game 15: Jan. 6, 2019
Auburn 64, Florida 56
 Stephen C. O'Connell Center
 Gainesville, Fla.

Official Basketball Box Score -- Game Totals -- Final Statistics
 Auburn vs Florida
 1/6/2019 1 p.m. at Exactech Arena at O'Connell Center

Auburn 64 • 13-2, 1-1

##	Player	Total	3-Ptr	Rebounds			PF	TP	A	T	Blk	Stl	Min
FG	FGA	FT	FTA	Off	Def	Total							
00	Daisa Alexander	8-15	3-7	3-5	0	2	2	22	0	2	0	5	35
20	Unique Thompson	4-6	0-0	0-0	3	6	9	2	8	1	5	0	31
24	Erin Howard	1-3	1-3	0-0	0	5	5	1	3	2	0	0	31
23	Crystal Primm	3-8	0-0	3-4	1	6	7	4	9	0	3	0	33
33	Janiah McKay	6-11	0-1	4-5	1	5	6	2	16	6	3	0	30
01	Robyn Benton	0-0	0-0	0-0	0	0	0	2	0	0	0	0	4
02	Brooke Moore	2-9	2-7	0-0	1	1	2	0	6	0	0	0	17
03	Erica Sanders	0-1	0-0	0-0	0	1	1	0	0	0	0	0	14
04	Abigail Jackson	0-1	0-0	0-0	0	0	0	3	0	0	0	0	4
10	Kiyae' White	0-0	0-0	0-0	0	0	0	2	0	0	0	0	1
	Team				0	2	2						
	Totals	24-54	6-18	10-14	7	27	34	19	64	9	15	1	11

1st FG: 6-13 46.2% 2nd: 3-14 21.4% 3rd: 10-16 62.5% 4th: 5-11 45.5% Game: 24-54 44.4% Deadball
 3FG: 1-4 25.0% 2-7 28.6% 3-4 75.0% 6-9 66.7% 16-19 84.2% Rebounds
 FT: 3-5 60.0% 0-0 0.0% 1-2 50.0%

Florida 56 • 4-11, 0-2

##	Player	Total	3-Ptr	Rebounds			PF	TP	A	T	Blk	Stl	Min
FG	FGA	FT	FTA	Off	Def	Total							
10	Moore, Kristina	2-3	1-1	1-2	2	0	2	0	6	0	3	0	16
44	Robinson, Paige	0-0	0-0	0-0	0	1	1	2	3	0	0	1	10
00	Washington, Delicia	1-8	1-4	0-0	0	6	6	2	3	2	3	0	30

Game 16: Jan. 10, 2019
Auburn 66, Alabama 56
Coleman Coliseum
Tuscaloosa, Ala.

Official Basketball Box Score -- Game Totals -- Final Statistics
 Auburn vs Alabama
 1/10/19 7 p.m. CT at Tuscaloosa, Ala. (Coleman Coliseum)

Auburn 66 • 14-2, 2-1 SEC

#	Player	Total		3-Ptr		Rebounds		PF	TP	A	TO	Bk	Stl	Min	
		FG	FGA	FT	FTA	Off	Def								
20	Unique Thompson	1	6-7	0-0	0-4	3	6	9	1	12	1	3	0	1	34
24	Erin Howard	f	1-7	0-0	1	1	2	2	5	0	1	2	0	0	30
00	Daisa Alexander	g	9-13	3-6	1-1	0	3	2	22	2	1	0	4	3	30
23	Crystal Primm	g	5-9	0-1	0-0	0	3	3	10	4	5	0	1	27	
33	Janiyah McKay	g	3-7	0-1	-2	0	5	2	8	3	4	0	2	32	
01	Robyn Benton	g	1-5	1-2	0-0	0	2	0	3	0	1	0	1	11	
02	Brooke Moore	g	0-0	0-0	0-0	0	0	0	1	0	1	0	1	7	
03	Erica Sanders	g	0-3	0-0	0-0	0	0	3	6	1	0	0	2	21	
04	Abigayle Jackson	g	1-1	0-0	1-1	0	0	0	1	3	0	2	1	7	
10	Kiyae' White	g	0-0	0-0	0-0	0	0	0	0	0	0	0	0	1	
	Team		1	2	1	2	1	2							
	Totals		29-52	4-14	4-8	5	22	27	15	66	16	17	2	160	

1st FG %: 31.5 25.7% 2nd: 9-14 64.3% 3rd: 5-11 45.5% 4th: 8-12 66.7% Game: 29-52 55.8% Deadball
 3FG %: 1-4 25.0% 1-3 33.3% 2-5 40.0% 0-2 0.0% 4-14 28.6% Rebounds
 FT %: 2-2 100.0% 0-4 0.0% 1-1 100.0%

Alabama 56 • 9-7, 1-2 SEC

#	Player	Total		3-Ptr		Rebounds		PF	TP	A	TO	Bk	Stl	Min	
		FG	FGA	FT	FTA	Off	Def								
22	Capeland, Ariyah	f	5-9	0-0	2-2	3	5	8	3	12	0	2	0	1	36
40	Walker, Jasmine	f	6-16	4-8	-3	3	2	5	1	18	3	4	1	35	
01	Abrams, Megan	g	1-6	0-0	0	3	2	2	2	3	0	1	2	22	
04	Johnson, Cierra	g	4-13	0-6	0-1	2	4	6	2	8	6	6	0	28	
23	Wade, Shaquerra	g	5-9	3-5	0-1	0	0	3	13	1	6	0	1	36	
05	Barber, Hannah	g	1-2	1-2	0-0	0	1	1	2	3	1	2	0	18	
10	Berry, Taylor	g	0-0	0-0	0-0	0	0	0	0	0	0	0	0	2	
12	Cruce, Allie Craig	g	0-0	0-0	0-0	0	0	0	0	0	0	0	0	5	
24	Benjamin, De'Sha	g	0-0	0-0	0-0	0	2	2	0	0	3	0	0	4	
25	Knight, Ashley	g	0-0	0-0	0-0	1	1	0	0	0	0	1	0	4	
	Team		4	7	1	2	1	2							
	Totals		22-55	8-23	4-7	13	20	33	13	56	14	25	2	200	

1st FG %: 51.4 35.7% 2nd: 4-13 31.3% 3rd: 1-1 50.0% 4th: 8-12 66.7% Game: 22-55 40.0% Deadball
 3FG %: 3-5 60.0% 1-3 33.3% 2-5 40.0% 0-2 0.0% 8-23 34.8% Rebounds
 FT %: 0-0 0.0% 0-4 0.0% 0-0 0.0%

Officials: Felicia Gritter, Meadow Overstreet, Roy Gulbeyan
 Technical Fouls: Auburn-None, Alabama-None.
 Attendance: 2575

Score by periods	1st	2nd	3rd	4th	Total
Auburn	17	13	13	17	60
Alabama	13	10	19	14	56

Last FG - AU 4th-00:36, AL 4th-01:00.
 Largest lead - AU by 15 2nd-02:35, AU by 2 1st-05:34.
 AU led for 35:33, UA led for 01:51. Game was tied for 02:21.

Points In Off 2nd Fast
 Paint T/O Chance Break Bench
 AU 42 28 6 8 12
 UA 26 18 11 7 3

Score tied - 2 times.
 Lead changed - 2 times.

TUSCALOOSA -- Daisa Alexander scored 22 points and had four steals as Auburn used a strong defensive effort to earn a 66-56 win over Alabama Thursday night at Coleman Coliseum.

The Tigers (14-2, 2-1 SEC) scored 42 of their 66 points in the paint, hitting 25-of-38 two-point shots (65.7%). Auburn also forced Alabama (9-6, 1-2) into 25 turnovers that turned into 28 Auburn points.

Alexander scored 22 points for the second straight game, matching her season-high and coming within three points of a career high. Unique Thompson added 12 points along with a game-high nine rebounds, and Crystal Primm scored 10. Nine of the 10 Auburn players that saw playing time had at least one steal; Alexander's four swipes led the way while freshman Erin Howard had three steals along with a team-best five assists.

Janiyah McKay added eight points, five rebounds, three assists and two steals, and senior Erica Sanders hit all three shots she took for a six-point night along with a pair of steals.

For the game, Auburn shot 55.8 percent from the floor, their second-best shooting night of the season. The Tigers got to the rim repeatedly in the fourth quarter, scoring 16 of their 17 fourth-quarter points in the paint as the high-low play worked well for Auburn.

The Tigers led 17-13 at the end of the first period. But Auburn turned up its defensive pressure in the second, going on an 11-3 run over the first four minutes to extend their advantage to as much as 15 points before Alabama cut it to a 13-point game at halftime, 36-23.

Auburn dealt with turnover troubles and a scoring drought in the third quarter, turning the ball over seven times in the period as Alabama cut the deficit to as few as five points. But Auburn's defensive pressure came alive in the fourth quarter as a pair of fast-break baskets off steals -- one from Alexander and one from Primm -- pushed Auburn's lead back to double-digits at 57-46 with 5:07 to play. The rest of the way, Auburn had just one possession without a basket as Alabama was unable to cut any further into the lead.

Game 17: Jan. 14, 2019
#7 Mississippi State 85, Auburn 59
Auburn Arena
Auburn, Ala.

Official Basketball Box Score -- Game Totals -- Final Statistics
 Mississippi State vs Auburn
 01/14/19 6:00 p.m. at Auburn Arena -- Auburn, Ala.

Mississippi State 85 • 16-1, 4-0 SEC

#	Player	Total		3-Ptr		Rebounds		PF	TP	A	TO	Bk	Stl	Min
		FG	FGA	FT	FTA	Off	Def							
05	Howard, Anriel	f	2-7	0-1	3-4	2	6	8	4	7	5	0	1	28
55	Bibby, Chloe	f	3-9	3-6	2-3	1	4	5	1	11	1	2	0	32
15	McCowan, Teaira	c	9-10	0-0	4-4	4	6	10	3	22	0	1	3	23
10	Holmes, Jazzmun	g	3-5	0-0	2-2	0	3	3	2	8	5	2	1	33
24	Danberry, Jordan	g	5-8	0-0	-1	1	0	1	2	10	2	4	0	26
01	Taylor, Myah	g	0-2	0-0	2-1	1	2	0	2	1	0	0	0	7
02	Espinosa-Hunte, Andra	g	2-6	1-4	2-2	1	0	1	1	7	1	0	0	14
04	Carter, Jessica	g	4-4	0-0	6-6	3	3	6	2	14	0	0	0	17
11	Wiggins, Xaria	g	1-1	0-0	1-2	1	2	0	3	0	1	0	0	4
20	Tate, Nyah	g	0-1	0-1	0-0	0	0	0	0	0	0	0	0	1
23	Scott, Bre'Amber	g	0-2	0-0	1-2	0	2	2	1	0	3	1	1	15
	Team		5	3	2	2	2							
	Totals		29-55	4-12	12-30	17	85	16	20	5	8	20	5	200

1st FG %: 41.2 50.0% 2nd: 6-10 60.0% 3rd: 11-18 61.1% 4th: 6-15 40.0% Game: 29-55 52.7% Deadball
 3FG %: 1-2 50.0% 2-4 50.0% 1-3 33.3% 0-2 0.0% 4-12 33.3% Rebounds
 FT %: 9-12 75.0% 2-2 100.0% 3-4 75.0% 9-12 75.0%

Auburn 59 • 14-3, 2-2 SEC

#	Player	Total		3-Ptr		Rebounds		PF	TP	A	TO	Bk	Stl	Min
		FG	FGA	FT	FTA	Off	Def							
20	Unique Thompson	f	0-0	0-0	2-2	1	3	4	2	0	3	0	0	22
24	Erin Howard	f	0-0	0-0	0	0	0	0	2	0	0	0	0	15
00	Daisa Alexander	g	7-13	1-5	3-6	2	3	5	4	18	1	5	0	25
23	Crystal Primm	g	6-15	0-0	2-7	1	0	1	2	14	1	2	0	33
33	Janiyah McKay	g	3-14	0-3	0-1	1	2	3	6	3	1	0	2	30
01	Robyn Benton	g	1-6	0-3	1-2	0	1	1	1	3	0	0	0	9
02	Brooke Moore	g	6-11	4-9	0-0	0	0	2	16	0	2	1	1	17
03	Erica Sanders	g	0-0	0-0	0-0	0	0	0	0	0	0	0	0	5
04	Abigayle Jackson	g	0-0	0-0	0-0	0	0	0	2	0	2	0	1	14
10	Kiyae' White	g	0-0	0-0	0-0	0	1	2	0	0	1	0	0	12
	Team		5	3	2	2	2							
	Totals		23-59	5-20	8-18	10	14	24	25	59	8	16	2	151

1st FG %: 51.2 41.7% 2nd: 3-8 38.9% 3rd: 7-15 46.7% 4th: 4-14 28.6% Game: 23-59 39.0% Deadball
 3FG %: 0-2 0.0% 1-4 25.0% 1-2 50.0% 2-8 25.0% 0-20 0.0% Rebounds
 FT %: 2-5 40.0% 1-2 50.0% 1-3 33.3%

Officials: Jesse Dickerson, Maj Forsberg, Angelica Suffern
 Technical Fouls: Mississippi State-None, Auburn-None.
 Attendance: 1908

Score by periods	1st	2nd	3rd	4th	Total
Mississippi State	22	16	26	21	85
Auburn	12	16	17	14	59

Last FG - MS 4th-02:58, AU 4th-01:43.
 Largest lead - MS by 27 4th-05:49, AU None.
 MS led for 39:06, AU led for 00:00. Game was tied for 00:54.

Points In Off 2nd Fast
 Paint T/O Chance Break Bench
 MS 44 15 18 12 27
 AU 20 20 11 13 19

Score tied - 2 times.
 Lead changed - 0 times.

AUBURN -- Three Auburn players scored in double-figures, but No. 7/6 Mississippi State was too much for the Tigers in an 85-59 Bulldog win Monday night at Auburn Arena.

The Tigers (14-3, 2-2 SEC) kept alive their streak of forcing at least 20 opponent turnovers and posted 15 steals, but Mississippi State (16-1, 4-0) took advantage of both size and transition opportunities to pull away in the second half.

Daisa Alexander led Auburn with 18 points and five rebounds; it was her third straight game as Auburn's leading scorer. Brooke Moore hit four 3-pointers and added 16 points off the bench, and Crystal Primm had 14 points and a career-high seven steals. Janiah McKay and Erica Sanders had three assists apiece.

Mississippi State shot 52.7 percent from the field with a combined 67 of their 85 points coming in the paint (44) or at the free-throw line (23). Auburn was 39 percent from the floor for the night and struggled at the charity stripe, hitting just 8-of-18 attempts.

Auburn scored 20 points off 20 MSU turnovers; the Tigers have forced at least 20 turnovers in nine straight games. Primm's seven steals were the most by an Auburn player since Alexander had seven at LSU last year.

The Tigers' defense kept things close for most of the first half as a 12-point Bulldog lead was whittled down to just four points after a steal and 3-pointer from Moore made it 28-24 with 4:37 left in the half. But a pair of late Bulldog 3-pointers and missed opportunities for Auburn at the free-throw line gave State a 38-28 halftime lead.

Auburn cut it to eight early in the third quarter, but State went on a 16-4 run, paced by transition baskets, to take a 54-36 lead. That would become a 64-45 lead at the end of the period, and Auburn would get no closer the rest of the way.

Teaira McCowan led Mississippi State with 22 points and 10 rebounds. Jessica Carter added 14 points off the bench.

Game 18: Jan. 17, 2019
Auburn 72, Vanderbilt 70
Memorial Gym
Nashville, Tenn.

Official Basketball Box Score -- Game Totals -- Final Statistics
 Auburn vs Vanderbilt University
 01/17/19 7 p.m. at Nashville, Tenn.

Auburn 72 • 15-3 (3-2 SEC)

#	Player	Total		3-Ptr		Rebounds		PF	TP	A	TO	Bk	Stl	Min
		FG	FGA	FT	FTA	Off	Def							
20	Unique Thompson	f	8-13	0-0	0-3	5	8	13	3	16	0	1	2	36
24	Erin Howard	f	1-7	0-4	0	2	1	3	1	2	0	2	0	19
00	Daisa Alexander	g	5-15	2-6	2-2	2	1	3	1	14	0	1	0	20
23	Crystal Primm	g	3-6	0-0	2-3	3	1	4	3	8	4	2	0	38
33	Janiyah McKay	g	9-18	0-0	0-0	0	0	0	3	19	6	2	0	47
01	Robyn Benton	g	2-3	1-2	3-3	2	1	3	1	8	0	0	0	15
02	Brooke Moore	g	0-1	0-0	0-0	0	0	0	0	1				

Game 19: Jan. 24, 2019
#24 Texas A&M 69, Auburn 67
Auburn Arena
Auburn, Ala.

Official Basketball Box Score -- Game Totals -- Final Statistics
Texas A&M vs Auburn
01/24/19 7:30 p.m. at Auburn Arena -- Auburn, Ala.

Texas A&M 69 • 15-4, 4-2 SEC

#	Player	Total		3-Ptr		Rebounds		PF	TP	A	T	Blk	Stl	Min
		FG	FGA	FG	FGA	FT	FTA							
11	Jones,N'Dea	r	4-7	0-0	3-4	4	11	1	3	2	1	36		
40	Johnson,Ciera	c	5-8	0-0	5-4	9	3	11	1	2	0	39		
03	Carter,Chennedy	g	8-17	5-10	7-13	1	4	5	28	2	3	40		
04	Washington,Shambria	g	0-3	0-2	0-0	1	1	3	0	2	3	35		
11	Wells,Kayla	g	6-12	1-4	6-9	2	2	4	2	19	4	39		
14	Walton,Jada	g	0-1	0-0	0-0	0	0	2	0	0	0	11		
Totals			23-48	6-16	17-28	13	26	39	14	69	10	21	3	200

1st FG %:	41.3	40.0%	2nd:	41.2	33.3%	3rd:	10.14	71.4%	4th:	5.12	41.7%	Game:	23-48	47.9%	Rebound:
3Pt %:	2.7	26.5%	1-1:	20.0%	2.2	50.0%	6.1	63%	6.46	37.5%	1				
FT %:	2.2	100.0%	1-1:	100.0%	2.4	50.0%	13.21	57.4%	17.28	65.7%	4				

Auburn 67 • 15-4, 3-3 SEC

#	Player	Total		3-Ptr		Rebounds		PF	TP	A	T	Blk	Stl	Min
		FG	FGA	FG	FGA	FT	FTA							
20	Unique Thompson	r	4-7	0-0	0-0	4	6	10	2	8	0	3	0	33
00	Daisa Alexander	g	4-12	3-7	1-2	1	2	3	4	12	0	0	0	25
03	Erica Sanders	g	3-4	0-0	0-0	1	3	4	6	1	0	0	0	29
00	Crystal Primm	g	3-12	0-0	4-5	2	2	4	10	1	3	0	0	42
33	Janiah McKay	g	6-16	1-4	4-4	1	1	3	17	3	3	0	2	34
01	Robyn Benton	g	4-7	3-6	0-0	1	1	2	11	2	1	0	1	17
02	Brooke Moore	g	1-2	1-2	0-0	0	0	0	3	0	0	0	0	8
04	Abigail Jackson	g	0-0	0-0	0-0	0	0	0	0	0	0	0	0	1
24	Erin Howard	g	0-2	0-1	0-0	0	0	3	0	0	2	0	0	15
Totals			25-62	8-20	9-11	11	19	30	20	67	9	12	0	200

1st FG %:	21.9	36.8%	2nd:	5.13	38.5%	3rd:	6.15	40.0%	4th:	7.15	46.7%	Game:	25-62	40.3%	Rebound:
3Pt %:	0.8	37.5%	1-1:	66.7%	0.2	0.0%	3.7	42.9%	8.00	40.0%	1				
FT %:	0.9	0.0%	1-1:	100.0%	6.8	75.0%	11.21	81.8%	1						

Officials: Michael McConnell, Pualani Spurlock, Roy Gulbeyan
 Technical fouls: Texas A&M-None. Auburn-None.
 Attendance: 1458

Score by periods

	1st	2nd	3rd	4th	Total
Texas A&M	12	10	25	22	69
Auburn	17	13	14	23	67

Last FG - TAMU 4th-00:04, AU 4th-00:17.
 Largest lead - TAMU by 11 4th-05:48, AU by 8 2nd-01:51.
 TAMU led for 38:16, AU led for 37:46. Game was tied for 04:00.

	Points	In	Off	2nd	Fast	Bench
	Tot	Paint	T/O	Chance	Break	
Texas A&M	69	13	13	13	4	14
Auburn	67	24	26	9	2	4

Score tied - 6 times.
 Lead changed - 4 times.

AUBURN -- Auburn fought back from an 11-point fourth-quarter deficit to tie the game in the closing seconds, but No. 24 Texas A&M scored with four seconds to play to give the Aggies a 69-67 win Thursday night at Auburn Arena.

The Tigers (15-4, 3-3 SEC) tied the game 67-67 on a runner by Janiah McKay with 17 seconds left, but the Aggies' Chennedy Carter scored the final two of her game-high 28 points on a jumper in the paint that proved to be the game-winner with four seconds left.

McKay led Auburn with 17 points while Daisa Alexander added 12. Robyn Benton scored 11 points, and Crystal Primm finished with 10 points and four steals. Unique Thompson led the Tigers with 10 rebounds.

The key stat in the second half was rebounding - the Aggies had 11 offensive rebounds in the second half that turned into 13 second-chance points. For the game, A&M out-rebounded Auburn 39-30.

Auburn shot 40.3 percent from the field and was 9-of-11 (81.8%) at the free-throw line. Texas A&M got to the line 28 times in the game, making 17 (60.7%); the Aggies shot 47.9 percent from the field.

The Tigers forced 21 turnovers - matching a season-high by Texas A&M - and converted those into 26 points. It was the 11th straight game for Auburn to force at least 20 opponent turnovers.

A&M extended their lead to as many as 11 points and led 63-52 with under four minutes to play. But the Tigers chipped away, cutting it to six and then to three on a pair of 3-pointers by Alexander. After her second triple, McKay stole the inbound pass and was fouled, making both free throws to cut the deficit to one point at 65-64. A second straight turnover led to a game-tying free throw by Primm.

Auburn missed a pair of scoring opportunities, but the Aggies missed the front end of two straight free-throw opportunities, giving McKay the chance to tie the game late. But with no timeouts left, Auburn was unable to stop Carter's game-winner, and Alexander's attempt at the buzzer fell short.

Game 20: Jan. 27, 2019
#25 Missouri 74, Auburn 65
Mizzou Arena
Columbia, Mo.

Official Basketball Box Score -- Game Totals -- Final Statistics
Auburn vs #25 Mizou
01/27/19 2 p.m. CT at Columbia, Mo. (Mizzou Arena)

Auburn 65 • 15-5 (3-4 SEC)

#	Player	Total		3-Ptr		Rebounds		PF	TP	A	T	Blk	Stl	Min
		FG	FGA	FG	FGA	FT	FTA							
00	Daisa Alexander	r	4-12	3-4	0-0	0	3	3	5	11	2	2	0	28
03	Erica Sanders	r	0-2	0-0	0-0	1	2	3	4	0	1	0	1	26
00	Unique Thompson	r	3-7	0-0	0-2	3	4	7	1	6	0	0	1	32
23	Crystal Primm	g	6-10	0-0	0-2	1	3	4	12	1	2	0	1	31
33	Janiah McKay	g	9-20	1-2	4-8	1	2	3	23	1	1	0	1	36
01	Robyn Benton	g	0-0	0-0	0-0	0	1	0	0	0	0	0	0	6
02	Brooke Moore	g	3-8	2-5	2-2	0	0	0	2	10	0	0	0	27
10	Kiyae' White	g	1-1	0-0	1-2	1	2	1	3	0	0	0	0	8
24	Erin Howard	g	0-2	0-1	0-0	1	0	1	0	0	0	0	1	15
35	Natalie Kelly	g	0-0	0-0	0-0	0	0	0	0	0	0	0	0	1
Totals			26-62	6-12	7-16	12	16	28	20	65	7	6	1	200

1st FG %:	1.14	7.1%	2nd:	10.13	76.0%	3rd:	8.15	53.3%	4th:	7.20	35.0%	Game:	26-62	41.9%	Rebound:
3Pt %:	0.1	0.0%	1-1:	100.0%	2.3	66.7%	0.7	42.9%	5.11	45.5%	7-16	43.8%	4		
FT %:	0.0	0.0%	0-3	0.0%	2.2	100.0%	0.0	0.0%	0.0	0.0%	0.0	0.0%	0		

#25 Missouri 74 • 17-5 (5-3 SEC)

#	Player	Total		3-Ptr		Rebounds		PF	TP	A	T	Blk	Stl	Min
		FG	FGA	FG	FGA	FT	FTA							
03	Cunningham, Sophie	r	9-15	6-12	6-8	0	4	3	30	1	2	1	0	39
05	Aldridge, Lauren	r	2-5	2-4	0-0	0	2	2	4	6	2	1	0	32
21	Porter, Cierra	r	3-3	0-0	6-6	2	5	7	2	12	1	2	3	23
22	Roundtree, Jordan	r	2-5	1-2	0-0	0	4	4	0	5	3	1	0	30
23	Smith, Amber	r	4-8	2-2	4-5	2	6	8	3	14	4	1	0	24
02	Levy, Akira	g	0-1	0-0	1-2	1	1	2	3	1	4	5	0	16
11	Troup, Haley	g	0-2	0-2	1-2	0	2	0	1	2	0	0	0	9
33	Schuchts, Hannah	g	0-3	0-2	0-0	2	2	4	0	0	0	0	1	9
24	Chavis, Jordan	g	1-2	1-2	0-0	0	1	1	0	3	1	0	0	8
34	Tahane, Emmanuelle	g	1-1	0-0	0-0	1	0	1	0	2	1	0	0	10
Totals			22-45	12-26	18-23	9	29	38	17	74	19	17	5	200

1st FG %:	7.14	50.0%	2nd:	6.01	60.0%	3rd:	6.11	54.5%	4th:	22-45	48.9%	Game:	22-45	48.9%	Rebound:
3Pt %:	0.14	50.0%	1-1:	60.0%	6.09	50.0%	4.09	46.3%	18.23	46.3%	8				
FT %:	4.6	66.7%	2-2	100.0%	6.8	75.0%	6.7	85.3%	18.23	78.3%	1				

Officials: Mark Zentz, Bill Laranca, Angelica Suffman
 Technical fouls: Auburn-None. #25 Mizou-None.
 Attendance: 5119

Score by periods

	1st	2nd	3rd	4th	Total
Auburn	2	21	20	22	65
#25 Mizou	23	20	19	12	74

Last FG - AU 4th-00:07, MU-W 4th-01:41.
 Largest lead - AU None, MU-W by 29 3rd-04:39.
 AU led for 00:00, MU-W led for 39:09. Game was tied for 00:51.

	Points	In	Off	2nd	Fast	Bench
	Tot	Paint	T/O	Chance	Break	
Auburn	65	16	16	6	0	7
MU-W	74	20	16	0	0	13

Score tied - 0 times.
 Lead changed - 0 times.

COLUMBIA, Mo. -- Janiah McKay scored a season-high 23 points, but Auburn was unable to overcome a big early deficit in a 74-65 loss at No. 25 Missouri Sunday afternoon.

Auburn (15-6, 3-4 SEC) cut what had been a 29-point Missouri lead to as few as eight points in the fourth quarter and outscored the host Tigers by 20 points over the final 14 minutes, but a difficult first quarter was too much for Auburn to overcome.

McKay's 23 led four Tigers in double figures. Crystal Primm added 12 points, Daisa Alexander had 11 and Brooke Moore scored 10.

After missing its first 11 shots, Auburn finished at 42% for the game. Missouri hit 11 3-pointers in the first half but was held to just one in the second half and finished at 49% from the field for the game. Auburn scored 20 points off 17 Missouri turnovers.

Mizzou led 23-2 after one quarter when Auburn went 1-of-14 from the field while Mizzou shot 50% (5-10) on 3-pointers alone. Auburn cut the deficit to as few as 16 late in the second quarter, but Mizzou kept hitting 3-pointers - 11 of them in the first half alone - and took a 43-23 lead at the break.

Missouri had its largest lead at 58-29 with 4:33 to play in the third quarter, but Auburn cut that to a 19-point deficit at the end of the quarter at 62-43. Auburn then outscored Mizzou 22-12 in the fourth, getting as close as eight points when a McKay 3-pointer made it 66-58 with 3:19 to play. But Missouri took care of business at the free-throw line down the stretch and Auburn could get no closer.

Sophie Cunningham led Missouri with 30 points.

Game 21: Jan. 31, 2019
Auburn 64, Ole Miss 51
The Pavilion at Ole Miss
Oxford, Miss.

Official Basketball Box Score -- Game Totals -- Final Statistics
Auburn vs Ole Miss
01-31-19 7 PM at Oxford, Miss. (The Pavilion at Ole Miss)

Auburn 64 • 16-5, 4-4 SEC

#	Player	Total		3-Ptr		Rebounds		PF	TP	A	T	Blk	Stl	Min	
		FG	FGA	FG	FGA	FT	FTA								Off
20	Unique Thompson	r	5-8	0-0	10-12	2	0	12	2	20	2	0	1	2	31
24	Erin Howard	r	3-5	1-3	1-2	2	3	5	3	8	2	1	0	37	
00	Daisa Alexander	g	4-11	2-6	0	1	2	3	10	1	0	0	0	27	
23	Crystal Primm	g	4-12	0-0	3-4	2	6	4	11	1	4	0	0	20	
33	Janiah McKay	g	2-7	1-3	1-2	1	1	2	3						

Game 25: Feb. 14, 2019
Tennessee 73, Auburn 62
Thompson-Boling Arena
Knoxville, Tenn.

Official Basketball Box Score -- Game Totals -- Final Statistics
Auburn vs Tennessee
02/14/19 7:02 p.m. at Knoxville, Tenn. (Thompson-Boling Arena)

Auburn 62 • 18-7, 6-6 SEC

#	Player	Total			3-Ptr			Rebounds			PF	TP	A	TO	Bk	Stl	Min
		FG	FGA	FT	FG	FGA	FT	FTA	Off	Def							
22	Unique Thompson	6	10	0	0	2	6	7	13	2	12	1	1	1	0	36	
00	Erin Howard	1	4	1	3	0	0	2	2	3	3	2	2	0	0	31	
00	Daisa Alexander	9	22	4	10	0	0	2	2	3	22	3	1	0	4	35	
23	Crystal Primm	9	2	0	0	0	3	1	4	4	2	3	0	0	0	25	
23	Janiah McKay	9	5	1	3	2	3	1	1	12	1	2	0	1	1	34	
03	Robyn Benton	3	5	1	2	0	0	2	7	1	0	2	1	0	2	14	
03	Erica Sanders	0	3	0	1	0	0	2	2	0	2	0	1	0	1	12	
04	Abigayle Jackson	1	0	0	0	0	0	1	1	5	2	0	2	1	0	9	
10	Kiyah White	0	1	0	0	0	0	1	1	0	0	1	0	0	0	4	
	Team						3	4									
	Totals	27	65	6	19	2	5	10	20	30	19	62	11	13	2	8	200

1st FG %: 31.4 57.1% 2nd: 61.9 31.6% 3rd: 41.4 28.6% 4th: 9.18 50.0% Game: 27.65 41.5% Deadball
 3Pt %: 0.0 0.0% 2nd: 28.9% 3rd: 33.3% 4th: 1.0 33.3% Rebounds
 FT %: 0.0 0.0% 0.0 0.0% 1.2 50.0% 1.3 33.3% 2.5 40.0% 3

Tennessee 73 • 16-8, 5-6

#	Player	Total			3-Ptr			Rebounds			PF	TP	A	TO	Bk	Stl	Min
		FG	FGA	FT	FG	FGA	FT	FTA	Off	Def							
00	Davis,Rennia	1	5	1	1	4	3	7	10	2	15	1	1	0	2	40	
15	Green,Cheridene	6	10	0	0	4	6	5	6	11	2	16	0	0	0	30	
02	Westbrook,Evina	9	1	1	5	6	6	5	5	1	9	10	4	0	1	36	
00	Jackson,Meme	9	2	6	0	0	0	2	0	6	3	1	0	2	34		
14	Green,Zaay	9	12	1	2	0	0	5	2	7	1	25	1	2	0	34	
04	Collins,Mimi	0	2	0	0	0	0	1	1	0	0	0	0	0	0	4	
05	Harris,Kamera	0	0	0	0	0	0	0	0	0	1	0	0	0	0	3	
13	Kushibath,Kasiyahna	0	2	0	0	0	0	3	0	0	0	1	0	0	0	10	
12	Burrell,Rae	0	1	0	0	0	0	0	0	0	0	0	0	0	0	4	
13	Massengill,Jazmine	1	2	0	0	0	1	1	2	1	2	0	0	0	0	5	
	Team						4	4									
	Totals	27	63	5	13	14	16	17	28	45	8	73	16	12	0	20	

1st FG %: 8.8 44.4% 2nd: 31.5 20.0% 3rd: 7.15 46.7% 4th: 9.15 60.0% Game: 27.63 42.9% Deadball
 3Pt %: 2.4 50.0% 0.0 0.0% 2.4 33.3% 5.13 38.5% Rebounds
 FT %: 0.0 0.0% 2.2 100.0% 0.4 100.0% 1.16 87.5% 3

Officials: Kevin Kattner, Eric Brewton, Amy Bonner
 Technical fouls: Auburn-None, Tennessee-None.
 Attendance: 7547

Score by periods	1st	2nd	3rd	4th	Total
Auburn	18	14	10	20	62
Tennessee	18	9	22	24	73

Last FG - AU 4th-00:01, UT 4th-02:02.
 Largest lead - AU by 7:26:01:00, UT by 13:48:00:18.
 AU led for 10:40, UT led for 21:48. Game was tied for 07:30.

KNOXVILLE, Tenn. -- Daisa Alexander matched a season-high with 22 points, but Auburn could not hold onto a halftime lead as Tennessee earned a 73-62 win Thursday night in Knoxville.

The Tigers (18-7, 6-6 SEC) hit an equal number of shots to Tennessee and out-shot the Lady Vols from long range, but Tennessee out-rebounded Auburn 25-11 in the second half, scored 16 second-chance points and took advantage of multiple free-throw opportunities to secure the win.

Alexander's 22 marked her third time in SEC play to score that total, matching her output from the wins at Florida and Alabama. She also hit a season-high four 3-pointers and led the Tigers with three assists. Unique Thompson picked up her 11th double-double of the season and second in a row with 12 points and 13 rebounds, and Janiah McKay added 12 points.

For the game, Auburn hit 27-of-65 attempts (42%) and Tennessee made 27-of-63 (43%). But Tennessee was 14-of-16 at the free-throw line; meanwhile, Auburn did not get to the line until late in the third quarter and made just 2-of-5. The Tigers also forced a season-low 12 turnovers while Tennessee had 10 steals to Auburn's eight.

Tennessee opened the third quarter on a 12-2 run as Auburn missed eight of its first nine shots in the period. Meanwhile, the Tigers did not have an offensive rebound in the quarter as the Lady Vols controlled the boards, outscored Auburn 22-10 in the period and took a 49-42 lead to the fourth.

Auburn opened the fourth quarter with five straight points to cut the lead to two at 49-47. But Tennessee continued to control the boards and pushed their advantage to 13 after three straight fast-break baskets. The Lady Vols' run extended to 11-0 over the next four minutes, and Auburn could get no closer than eight the rest of the way.

Game 26: Feb. 17, 2019
Auburn 77, Alabama 38
Auburn Arena
Auburn, Ala.

Official Basketball Box Score -- Game Totals -- Final Statistics
Alabama vs Auburn
02/17/19 3:00 p.m. at Auburn Arena -- Auburn, Ala.

Alabama 38 • 11-14, 3-9 SEC

#	Player	Total			3-Ptr			Rebounds			PF	TP	A	TO	Bk	Stl	Min
		FG	FGA	FT	FG	FGA	FT	FTA	Off	Def							
22	Copeland,Ariyah	4	5	0	0	4	6	3	9	12	1	12	0	4	2	31	
40	Walker,Jasmine	1	3	1	2	1	2	1	3	4	2	9	0	0	2	37	
01	Abrams,Megan	9	0	2	0	4	4	1	2	3	2	4	2	6	0	32	
04	Johnson,Cierra	9	1	1	5	1	2	0	2	2	4	4	3	0	0	28	
23	Wade,Shaquae	9	0	5	0	3	0	0	0	0	3	0	0	1	0	14	
00	Worthy,Taniyah	0	0	0	0	0	0	0	0	0	0	1	1	0	1	3	
05	Barber,Hannah	0	0	0	0	0	0	0	0	0	0	2	0	2	0	11	
10	Berry,Taylor	0	3	0	2	0	0	0	0	0	1	0	1	1	0	14	
12	Cruce,Allie Craig	1	1	0	0	2	1	2	1	2	2	1	2	1	0	10	
24	Benjamin,DeSha	1	7	1	4	2	4	1	1	2	5	2	0	1	1	20	
	Team						1	2	3								
	Totals	10	43	4	21	14	22	8	19	27	19	38	8	22	3	10	200

1st FG %: 1.14 7.1% 2nd: 2.6 33.3% 3rd: 2.9 22.2% 4th: 5.14 35.7% Game: 10.43 23.3% Deadball
 3Pt %: 1.11 9.1% 2.4 100.0% 1.4 25.0% 1.2 50.0% Rebounds
 FT %: 2.2 100.0% 9.4 64.3% 1.2 50.0% 14.22 63.0% 6

Auburn 77 • 19-7, 7-6 SEC

#	Player	Total			3-Ptr			Rebounds			PF	TP	A	TO	Bk	Stl	Min
		FG	FGA	FT	FG	FGA	FT	FTA	Off	Def							
20	Unique Thompson	1	5	0	1	2	4	2	6	3	7	1	3	0	0	24	
24	Erin Howard	9	0	5	0	2	2	1	4	5	4	2	1	0	0	34	
00	Daisa Alexander	9	7	12	4	7	4	4	6	7	1	22	4	1	0	29	
23	Crystal Primm	9	1	8	0	3	4	2	0	2	4	5	1	2	0	22	
23	Janiah McKay	9	4	8	2	2	1	2	4	5	2	11	6	2	0	23	
03	Robyn Benton	2	5	1	3	6	1	2	4	1	11	2	1	1	2	22	
02	Brooke Moore	4	9	1	4	2	2	1	2	3	1	11	0	3	0	18	
03	Erica Sanders	0	1	0	0	0	0	1	1	2	0	0	1	0	1	5	
04	Abigayle Jackson	2	3	0	1	2	4	4	0	0	1	1	1	1	0	15	
10	Kiyah White	2	3	0	0	0	0	2	3	5	0	4	1	0	0	15	
25	Natalie Kelly	0	1	0	0	0	0	1	1	0	0	0	0	0	1	2	
	Team																
	Totals	25	59	8	19	19	22	15	27	42	22	77	15	14	2	12	200

1st FG %: 5.16 31.3% 2nd: 7.12 38.3% 3rd: 6.16 37.5% 4th: 7.15 46.7% Game: 25.59 42.4% Deadball
 3Pt %: 2.5 40.0% 2.5 100.0% 1.5 40.0% 2.2 100.0% Rebounds
 FT %: 6.8 75.0% 4.4 100.0% 7.8 87.5% 19.22 86.4% 3

Officials: Beverly Roberts, Kevin Pettit, Eric Koch
 Technical fouls: Alabama-Johnson, Cierra, Auburn-None.
 Attendance: 2631

Score by periods	1st	2nd	3rd	4th	Total
Alabama	5	7	14	12	38
Auburn	18	20	21	18	77

Last FG - AU 4th-02:29, AU 4th-00:14.
 Largest lead - AU None, AU by 39:35:01:44.
 AU led for 00:00, AU led for 39:44. Game was tied for 00:16.

AUBURN -- Daisa Alexander scored 22 points for the second straight game, and the Auburn women's basketball team never trailed in a 77-38 win over Alabama Sunday afternoon at Auburn Arena.

The Tigers (19-7, 7-6 SEC) swept the season series with Alabama for the third time in the last six years and posted the third-largest margin of victory in the 90-game history of the series with their in-state rivals.

Alexander's 22 led all scorers and equaled her output against the Crimson Tide the last time the teams met on Jan. 10 in Tuscaloosa. She also pulled down an SEC-best seven rebounds along with four assists and three steals. Janiah McKay, Robyn Benton and Brooke Moore all had 11 points on the day; McKay led the Tigers with six assists.

Auburn's defense held Alabama to its season-low scoring total and allowed the Crimson Tide to make just 10 shots on the day. The Tigers also out-rebounded Alabama 42-27, their largest rebounding margin in league play, and every player on Auburn's roster had at least one rebound in the game. Auburn also forced the Tide into 22 turnovers, converting those into 26 points.

Offensively, Auburn shot 42.4 percent (25-59) from the field and made 8-of-19 3-pointers (42.1%), tied for their highest total in SEC play this year. The Tigers also shot 86.4 percent at the free-throw line, knocking down 19-of-22 attempts. Alabama shot 23.3 percent for the day, the lowest by an Auburn opponent this season.

The Tigers never trailed, jumping out to an 18-5 lead at the end of the first quarter. Alabama did not make a field goal for nearly a 12-minute stretch spanning the first and second quarters as the Tigers extended their lead past 20 points with more than five minutes to play in the half. Alabama never got within the field but the rest of the way as Auburn led 38-12 at the half; the Tigers shot 42.9 percent in the opening 20 minutes and held the Tide to 15 percent shooting (3-20).

Auburn saw its lead grow to as much as 39 points in the third quarter as the Tigers took advantage of free-throw opportunities, hitting 7-of-8 in the period, and seven Alabama turnovers that turned into nine Auburn points. The Tigers led 59-26 at the end of three quarters.

Game 27: Feb. 24, 2019
Auburn 58, #25 Missouri 54
Auburn Arena
Auburn, Ala.

Official Basketball Box Score -- Game Totals -- Final Statistics
Missouri vs Auburn
02/24/19 2:00 p.m. at Auburn Arena -- Auburn, Ala.

Missouri 54 • 19-9, 8-6 SEC

#	Player	Total			3-Ptr			Rebounds			PF	TP	A	TO	Bk	Stl	Min
		FG	FGA	FT	FG	FGA	FT	FTA	Off	Def							
21	Porter,Cierra	1	3	6	0	1	2	2	4	5	7	1	1	0	0	20	
03	Cunningham,Sophie	9	7	15	2	7	3	4	3	5	3	19	2	4	0	40	
05	Aldridge,Lauren	9	3	8	1	3	2	2	3	5	4	9	3	0	1	38	
22	Roundtree,Jordan	9	1	2	0	0	0	0	0	0	0	2	4	0	1	17	
23	Smith,Amber	9	5	11	0	2	0	2	9	11	0	3	2	1	0	37	
02	Levy,Akira	1	0	0	2	0	1	1	1	1	4	1	3	0	2		

Game 28: Feb. 28, 2019
#14 South Carolina 73, Auburn 66
Auburn Arena
Auburn, Ala.

Official Basketball Box Score -- Game Totals -- Final Statistics
South Carolina vs Auburn
02/28/19 6:00 p.m. at Auburn Arena -- Auburn, Ala.

South Carolina 73 • 21-7, 13-2 SEC		Total		3-Ptr		Rebounds		FT-FTA		PF		TP		A TO Blk Stl		Min	
##	Player	FG	FGA	FT	FTA	Off	Def	TP	A	To	Blk	Stl	Min				
35	JENNINGS, Alexis	5-6	0-0	5-5	2	8	10	5	15	0	3	1	28				
00	PERRY, Nelly	0-2	0-0	0-0	2	0	2	0	0	1	1	0	12				
00	CUEVA-MOORE, Bianca	2-6	2-2	2-2	1	0	1	3	8	0	2	1	17				
4	CLINEY, Donyah	4-6	1-1	2-3	3	5	8	5	11	2	4	0	35				
52	HARRIS, Tyshia	3-12	0-3	8-9	0	5	2	14	10	2	0	0	39				
03	HENDERSON, Destanni	0-1	0-0	1-2	1	0	1	1	1	0	2	0	5				
05	SAXTON, Victoria	0-0	0-0	0-0	0	0	2	0	0	0	0	0	5				
10	JACKSON, Bianca	1-7	0-3	2-2	2	4	1	4	0	1	0	0	28				
21	HERBERT HARRIGAN, GRISSETT, LeLe	7-10	0-0	4-7	0	5	5	1	18	1	4	0	28				
00	Kiyae' White	0-0	0-0	0-0	1	1	0	0	0	0	0	0	3				
Team		23-53		3-11		24-30		12-32		44-20		73-13		19-4		200	

1st FG %:	8-13	61.5%	2nd:	4-13	30.8%	3rd:	4-14	28.6%	4th:	7-13	53.8%	Game:	23-53	43.4%	Deatball	
3Pt %:	1-4	25.0%	Rebounds	3-4	75.0%	4th:	0-9	0.0%	Game:	3-11	27.3%	Rebounds				
FT %:	5-11	100.0%	4-5	80.0%	14-18	77.8%	24-30	80.0%	7-2							

Auburn 66 • 20-8, 8-7 SEC

Auburn 66 • 20-8, 8-7 SEC		Total		3-Ptr		Rebounds		FT-FTA		PF		TP		A TO Blk Stl		Min	
##	Player	FG	FGA	FT	FTA	Off	Def	TP	A	To	Blk	Stl	Min				
20	Unique Thompson	r	3-8	0-0	5-9	9	2	11	3	11	1	2	0	33			
24	Erin Howard	r	1-4	1-3	0-0	0	1	1	2	3	0	2	0	17			
00	Daisa Alexander	r	6-20	3-8	0-0	0	4	4	5	15	1	2	0	31			
23	Crystal Primm	r	6-10	0-0	2-2	0	0	0	4	14	0	0	0	25			
33	Janiiah McKay	r	5-16	0-3	11-14	0	1	1	3	21	7	2	0	32			
01	Robyn Benton	r	0-2	0-1	0-0	0	1	1	0	0	0	0	1	8			
02	Brooke Moore	r	0-2	0-1	0-0	0	1	1	0	1	0	0	0	8			
03	Erica Sanders	r	0-1	0-0	0-0	0	0	0	3	0	1	0	0	17			
04	Abigayle Jackson	r	0-2	0-1	0-0	0	1	1	4	2	1	0	1	12			
10	Kiyae' White	r	0-0	0-0	0-0	2	2	0	0	0	0	0	0	7			
Team		22-64		4-16		18-25		27-66		11-10		0-0		9-20			

1st FG %:	4-17	23.5%	2nd:	5-13	38.5%	3rd:	7-15	46.7%	4th:	6-19	31.6%	Game:	22-64	34.4%	Deatball	
3Pt %:	0-2	0.0%	Rebounds	4-5	80.0%	11-16	68.8%	18-25	72.0%	3-1						
FT %:	0-0	0.0%	4-5	80.0%	11-16	68.8%	18-25	72.0%	3-1							

Officials: Felicia Grenier, Kevin Pettkel, Jennifer Reza
 Technical fouls: South Carolina-None; Auburn-None
 Attendance: 1912

Score by periods	1st	2nd	3rd	4th	Total
South Carolina	18	15	12	28	73
Auburn	8	16	18	24	66

Last FG - SC 4th-00:33, AU 4th-00:16.
 Largest lead - SC by 15, 2nd-01:57, AU by 4th-06:58.
 SC led for 36:02, AU led for 00:38. Game was tied for 02:43.

Game 29: March 3, 2019
Auburn 56, LSU 46
Pete Maravich Assembly Center
Baton Rouge, La.

Official Basketball Box Score -- Game Totals -- Final Statistics
Auburn vs LSU
03/03/19 2 p.m. at Maravich Center (Baton Rouge, La.)

Auburn 56 • 21-8 (9-7)		Total		3-Ptr		Rebounds		FT-FTA		PF		TP		A TO Blk Stl		Min	
##	Player	FG	FGA	FT	FTA	Off	Def	TP	A	To	Blk	Stl	Min				
20	Unique Thompson	r	2-6	0-0	5-6	6	4	10	4	9	1	0	2	33			
20	Erin Howard	r	1-1	0-0	0-0	0	4	3	2	0	2	1	0	19			
00	Daisa Alexander	r	6-12	2-4	2-2	0	2	2	16	1	1	0	28				
23	Crystal Primm	r	4-11	0-0	3-5	4	0	4	4	11	0	3	0	28			
33	Janiiah McKay	r	1-8	0-0	1-2	0	0	0	2	1	1	0	29				
01	Robyn Benton	r	1-6	1-4	0-0	1	0	1	1	3	0	0	12				
02	Brooke Moore	r	1-4	0-2	0-0	0	0	0	1	2	0	0	11				
03	Erica Sanders	r	0-0	0-0	0-0	0	0	2	0	2	0	0	14				
04	Abigayle Jackson	r	4-7	0-1	1-2	1	5	6	9	0	1	1	19				
10	Kiyae' White	r	0-1	0-0	1-2	1	3	4	1	0	0	0	7				
Team		20-56		3-11		13-24		13-19		32-25		56-10		2-14		200	

1st FG %:	5-10	50.0%	2nd:	8-14	57.1%	3rd:	3-8	37.5%	4th:	4-8	50.0%	Game:	20-56	35.7%	Deatball	
3Pt %:	0-2	0.0%	Rebounds	2-4	50.0%	3-5	60.0%	4-9	44.4%	3-11	27.3%	Rebounds				
FT %:	1-2	50.0%	4-7	57.1%	6-11	54.5%	13-24	54.2%	7-10							

LSU 46 • 16-12 (9-9)

LSU 46 • 16-12 (9-9)		Total		3-Ptr		Rebounds		FT-FTA		PF		TP		A TO Blk Stl		Min	
##	Player	FG	FGA	FT	FTA	Off	Def	TP	A	To	Blk	Stl	Min				
05	Ayana Mitchell	r	7-11	0-1	1-5	9	12	21	3	15	0	1	0	39			
15	Y. Bidikuindia	r	0-1	0-0	0-0	0	0	0	0	0	0	0	2				
01	Jailin Cherry	r	0-2	0-1	1-2	1	2	3	1	3	0	0	24				
02	Shanice Norton	r	1-4	0-1	1-2	0	0	0	2	3	1	0	19				
03	Khayia Pointer	r	2-6	0-0	4-7	2	1	3	3	8	1	0	35				
12	Mercedes Brooks	r	0-5	0-2	2-2	0	1	1	2	2	0	0	32				
13	J. Richard-Brooks	r	0-1	0-0	0-0	0	1	2	0	0	0	0	13				
14	Latoya Ashman	r	1-2	1-2	1-2	0	1	1	2	4	0	0	8				
23	Karli Seay	r	0-2	0-0	0-0	0	2	2	0	1	1	0	13				
24	Faustine Aifuwa	r	5-10	0-0	3-4	0	5	3	13	0	4	0	35				
Team		16-44		1-9		13-24		14-26		40-19		46-7		2-4		5-20	

1st FG %:	4-16	25.0%	2nd:	3-10	30.0%	3rd:	1-5	20.0%	4th:	5-10	50.0%	Game:	16-44	36.4%	Deatball	
3Pt %:	0-2	0.0%	Rebounds	1-2	50.0%	1-3	33.3%	1-3	33.3%	13-24	54.2%	Rebounds				
FT %:	2-3	66.7%	4-7	57.1%	6-11	54.5%	13-24	54.2%	6-11							

Officials: Scott Yarbrough, Brian Preato, Karen Preato
 Technical fouls: Auburn-None; LSU-None
 Attendance: 2607
 Happy Mardi Gras!

Score by periods	1st	2nd	3rd	4th	Total
LSU	11	25	11	14	56
Auburn	14	7	9	16	46

Last FG - AU 4th-00:59, LSU 4th-01:51.
 Largest lead - AU by 16, 3rd-01:23, LSU by 8, 1st-03:48.
 AU led for 26:28, LSU led for 12:38. Game was tied for 00:53.

Game 30: March 7, 2019
Auburn 53, Alabama 52
Bon Secours Wellness Arena
Greenville, S.C.
SEC Tournament - Second Round

Official Basketball Box Score -- Game Totals -- Final Statistics
ALABAMA vs AUBURN
03/07/19 8:15 pm at BON SECOURS WELLNESS ARENA-GREENVILLE, SC

ALABAMA 52 • 14-17		Total		3-Ptr		Rebounds		FT-FTA		PF		TP		A TO Blk Stl		Min	
##	Player	FG	FGA	FT	FTA	Off	Def	TP	A	To	Blk	Stl	Min				
04	Johnson, Cierra	r	6-14	4-6	1-2	0	5	5	2	17	4	6	0	39			
10	Berry, Taylor	r	0-4	0-3	0-0	1	0	1	4	0	0	0	2	38			
22	Copeland, Ariyah	r	5-6	0-0	1-2	2	5	7	4	11	0	0	0	30			
23	Wade, Shaquera	r	7-13	5-10	0-0	2	7	9	2	19	2	10	1	40			
40	Walker, Jasmine	r	1-5	1-4	0-0	2	7	2	7	2	0	0	34				
05	Barber, Hannah	r	0-0	0-0	0-0	0	0	0	0	0	0	0	0	3			
12	Cruce, Allie Craig	r	0-1	0-1	0-0	0	0	0	0	1	0	0	0	6			
25	Knight, Ashley	r	1-1	0-0	0-0	0	1	1	2	0	0	0	0	10			
Team		20-45		10-24		2-4		9-23		32-14		52-14		26-1		3-20	

1st FG %:	5-14	35.7%	2nd:	6-12	50.0%	3rd:	4-8	50.0%	4th:	5-11	45.5%	Game:	20-45	44.4%	Deatball	
3Pt %:	0-4	0.0%	Rebounds	5-7	71.4%	8-8	100%	9-8	112.5%	10-14	71.4%	Rebounds				
FT %:	1-2	50.0%	4-8	50.0%	1-2	50.0%	9-23	39.1%	2-4	50.0%	2-4					

AUBURN 53 • 22-8

AUBURN 53 • 22-8		Total		3-Ptr		Rebounds		FT-FTA		PF		TP		A TO Blk Stl		Min	
##	Player	FG	FGA	FT	FTA	Off	Def	TP	A	To	Blk	Stl	Min				
00	Daisa Alexander	r	0-9	0-4	6-6	4	6	10	3	0	6	2	1	0	29		
20	Unique Thompson	r	2-5	0-0	4-7	6	4	10	1								

Game 31: March 8, 2019
#15 Texas A&M 64, Auburn 62
Bon Secours Wellness Arena
Greenville, S.C.
SEC Tournament - Quarterfinals

Official Basketball Box Score -- Game Totals -- Final Statistics
AUBURN vs TEXAS A&M
03/08/19 8:41 PM at BON SECOURS WELLNESS ARENA-GREENVILLE, SC

AUBURN 62 • 22-9

#	Player	Total	3-Ptr			Rebounds		PF	TP	A	TO	Blk	Stl	Min
			FG-FGA	FG-FGA	FT-FTA	Off	Def							
20	Unique Thompson	f	6-7	0-0	1-1	3	2	5	1	13	1	1	0	33
23	Crystal Primm	f	3-9	0-0	0-1	1	1	2	1	6	6	3	0	32
00	Daisa Alexander	g	1-7	1-3	0-0	0	0	0	4	3	3	4	0	21
24	Erin Howard	g	1-3	1-2	0-0	0	1	1	4	3	1	0	0	12
33	Janiah McKay	g	0-2	5-6	0-0	0	0	0	17	2	3	0	1	32
01	Robyn Benton	g	2-3	0-1	0-1	1	1	2	2	4	0	1	0	18
02	Brooke Moore	g	3-6	2-4	0-0	1	1	2	1	8	0	0	0	8
03	Erica Sanders	g	0-0	0-0	0-0	0	1	1	1	0	2	2	0	11
04	Abigayle Jackson	g	4-8	0-2	0-1	0	5	3	8	0	1	1	1	26
10	Kiyae' White	g	0-0	0-0	0-0	0	1	1	0	0	0	0	0	7
Team						1	0	1			1			200
Totals			26-57	4-14	6-10	7	13	20	17	62	15	15	1	13

1st FG %:	7-15	46.7%	2nd:	0-12	00.0%	3rd:	9-15	60.0%	4th:	5-10	50.0%	Game:	26-57	45.8%	Deadball
SFG %:	2-5	40.0%		1-2	50.0%		0-1	0.0%		1-6	16.7%		4-14	28.6%	Rebounds
FT %:	3-5	60.0%		3-5	60.0%		3-3	100.0%		0-2	0.0%		6-10	60.0%	3

TEXAS A&M 64 • 24-6

#	Player	Total	3-Ptr			Rebounds		PF	TP	A	TO	Blk	Stl	Min
			FG-FGA	FG-FGA	FT-FTA	Off	Def							
31	Jones,N'dea	f	5-8	0-0	2-4	2	11	13	4	12	1	9	0	39
40	Johnson,Ciera	c	5-7	0-0	2-3	3	5	8	1	12	1	1	0	37
04	Washington,Shambria	g	1-2	1-2	2-2	1	2	3	2	5	3	8	0	40
11	Wells,Kayla	g	9-13	2-3	8-10	0	1	1	2	28	4	2	0	40
14	Walton,Jada	g	2-8	1-4	0-0	1	0	1	4	5	3	3	0	33
12	Raei-Whittitt,Cheah	g	0-0	0-0	0-0	0	0	0	0	0	0	0	0	1
15	Williams,Jasmine	g	0-0	0-0	0-0	0	0	0	0	0	0	1	0	7
34	Martin,Caylinne	g	1-1	0-0	0-0	1	1	2	1	2	0	0	0	3
Team						0	3	3			2			200
Totals			23-39	4-9	14-19	8	23	31	14	64	12	26	0	9

1st FG %:	8-12	66.7%	2nd:	4-8	50.0%	3rd:	6-9	66.7%	4th:	5-10	50.0%	Game:	23-39	59.0%	Deadball
SFG %:	2-5	40.0%		0-1	0.0%		1-1	100.0%		1-2	50.0%		4-9	44.4%	Rebounds
FT %:	3-3	100.0%		3-3	100.0%		3-3	100.0%		1-2	50.0%		14-19	73.7%	0,2

Officials: TINA NAPIER, BRIAN GARLAND, METTA ROBERTS
 Technical fouls: AUBURN-None. TEXAS A&M-None.
 Attendance: 3709

Score by periods	1st				2nd				3rd				4th				Total
	1st	2nd	3rd	4th	1st	2nd	3rd	4th	1st	2nd	3rd	4th	1st	2nd	3rd	4th	
AUBURN	16	16	19	11	62												
TEXAS A&M	20	8	22	14	64												

Last FG - AU 4th-01:36, TAMU 4th-00:06.
 Largest lead - AU by 4 2nd-01:10, TAMU by 9 1st-04:06.
 AU led for 08:23, TAMU led for 22:15. Game was tied for 08:21.

AUBURN -- For the second time this year, Auburn pushed Texas A&M to the brink. And for the second time, Texas A&M hit a jumper in the final seconds to claim a two-point victory, this one a 64-62 heartbreaker Friday night in the quarterfinals of the SEC Women's Basketball Tournament.

In a game that saw 10 ties and nine lead changes, the teams were tied 62-62 with less than 30 seconds left. Texas A&M's Kayla Wells scored the final two of her game-high 28 points with a 12-foot jumper with 5.2 seconds left to give the Aggies a 64-62 lead. Auburn was unable to get a good look on its final possession, and A&M stole a second two-point victory from the Tigers this season.

The Tigers (22-9) had opportunities to put the Aggies away multiple times during the game, forcing A&M (24-6) into 26 turnovers. But Auburn was only able to convert those into 21 points and turned the ball over 15 times themselves.

Meanwhile, A&M shot 59.0 percent from the floor and opened both the first and third quarter hitting their first six shots to build early leads. Both times, though, Auburn fought its way back, taking a four-point lead at halftime and leading by as many as three late in the fourth quarter. But the Tigers scored just one bucket in the final four minutes, missing three of their final four shots to set up the Aggies' game-winner.

Janiah McKay led Auburn with 17 points, and Unique Thompson added 13 with 11 coming in the second half. Thompson and Abigayle Jackson tied for the team lead with five rebounds. Jackson and freshman Brooke Moore finished with eight points each, and freshman Robyn Benton had a career-high four steals.

Auburn shot 45.6 percent from the field and attempted 18 more shots than the Aggies. But Texas A&M was 14-of-19 at the free-throw line while Auburn was 6-of-10. A&M won the rebounding battle 31-20.

The Tigers led 32-28 at the half after forcing the Aggies into 18 first-half turnovers. The Aggies then pushed their lead back to nine after making their first six shots of the third quarter to lead 43-34.



Daisa Alexander
Junior • G • 5-8
Decatur, Ga.
Southwest DeKalb HS



Robyn Benton
Freshman • G • 5-9
Conyers, Ga.
Greater Atlanta Christian School



Brooke Moore
Freshman • G • 5-7
McDonough, Ga.
Henry County HS



Erica Sanders
Senior • G • 5-10
San Antonio, Texas
Johnson HS




Abigayle Jackson
Sophomore • F • 6-3
Little Rock, Ark.
Little Rock Central HS



Emari Jones
Senior • G • 6-2
Chicago, Ill.
Shawnee CC



Kiyae' White
RS Freshman • F • 6-2
Macungie, Pa.
Emmaus HS



Unique Thompson
Sophomore • F • 6-3
Theodore, Ala.
Faith Academy



Crystal Primm
RS Junior • G • 5-11
West Palm Beach, Fla.
Duke



Erin Howard
Freshman • F/G • 6-1
Madison, Wis.
Madison East HS



Janiah McKay
Senior • G • 5-6
Gainesville, Fla.
Gainesville HS



Natalie Kelly
Freshman • F • 6-3
Albany, La.
Albany HS



Terri Williams-Flournoy
Head Coach
Penn State (1991)
Seventh Season



Ty Evans
Associate Head Coach
Wisconsin-Whitewater (1995)
Seventh Season



Adrian Walters
Assistant Coach
St. Francis (Pa.) (1987)
Seventh Season



Clarisse Garcia
Assistant Coach
Villanova (2007)
Third Season

Auburn NCAA Tournament History

Appearances

20

All-Time Record

30-20 (.600)

Best Finish

NCAA Runner-Up - 1988, 1989, 1990

1982 - East Regional - #7 Seed

lost to #2 Cheyney State (Cheyney, Pa.)64-75

1983 - Midwest Regional - #5 Seed

defeated #4 Missouri (Auburn, Ala.)..... 89-76

lost to #1 Louisiana Tech (Ruston, La.).....54-81

1985 - Midwest Regional - #3 Seed

defeated #6 Memphis State (Auburn, Ala.)..... 82-64

lost to #2 Northeast Louisiana (Monroe, La.)71-76

1986 - Midwest Regional - #3 Seed

defeated #6 Southern Illinois (Auburn, Ala.)..... 61-39

lost to #2 Ole Miss (Austin, Texas)..... 55-56 (OT)

1987 - Mideast Regional - #1 Seed

defeated #8 Illinois (Auburn, Ala.)..... 92-58

defeated #5 Old Dominion (Knoxville, Tenn.)77-61

lost to #2 Tennessee (Knoxville, Tenn.).....61-77

1988 - Mideast Regional - #1 Seed

defeated #9 Penn State (Auburn, Ala.) 94-66

defeated #4 Georgia (Athens, Ga.)..... 68-65

defeated #2 Maryland (Athens, Ga.)..... 103-74

Final Four

defeated #2 Long Beach State (Tacoma, Wash.) 68-55

lost to #2 Louisiana Tech (Tacoma, Wash.) 54-56

1989 - Mideast Regional - #1 Seed

defeated #8 Temple (Auburn, Ala.) 88-54

defeated #4 Clemson (Auburn, Ala.) 71-60

defeated #3 Mississippi (Auburn, Ala.)77-51

Final Four

defeated #1 Louisiana Tech (Tacoma, Wash.)76-71

lost to #1 Tennessee (Tacoma, Wash.)..... 60-76

1990 - Mideast Regional - #1 Seed

defeated #7 Tennessee Tech (Auburn, Ala.)73-54

defeated #6 Vanderbilt (Iowa City, Iowa) 89-67

defeated #1 Washington (Iowa City, Iowa)..... 76-50

Final Four

defeated #1 Louisiana Tech (Knoxville, Tenn.).....81-69

lost to #1 Stanford (Knoxville, Tenn.).....81-88

1991 - Mideast Regional - #3 Seed

defeated #11 Holy Cross (Auburn, Ala.).....84-58

defeated #10 Vanderbilt (Knoxville, Tenn.) 58-45

lost to #1 Tennessee (Knoxville, Tenn.) 65-69

1993 - Mideast Regional - #3 Seed

defeated #11 Louisville (Auburn, Ala.)..... 66-61

lost to #2 Iowa (Iowa City, Iowa) 50-63

1994 - East Regional - #9 Seed

defeated #8 Virginia Tech (Blacksburg, Va.) 60-51

lost to #1 Connecticut (Storrs, Ct.)..... 59-81

1996 - West Regional - #6 Seed

defeated #11 Hawaii (Boulder, Colo.).....73-53

defeated #3 Colorado (Boulder, Colo.)68-61 (OT)

defeated #2 Penn State (Seattle, Wash.)75-69

lost to #1 Stanford (Seattle, Wash.)57-71

1997 - Mideast Regional - #7 Seed

defeated #10 Louisville (Ruston, La.) 68-65

lost to #2 Louisiana Tech (Ruston, La.) 48-74

1999 - East Regional - #5 Seed

defeated #12 Texas (Blacksburg, Va.) 69-61

lost to #4 Virginia Tech (Blacksburg, Va.) 61-76

2000 - Midwest Regional - #7 Seed

defeated #10 SW Missouri St. (State College, Pa.)78-74

lost to #2 Penn State (State College, Pa.) 69-75

2004 - East Regional - #7 Seed

defeated #10 N.C. State (Bridgeport, Conn.)79-59

lost to #2 Connecticut (Bridgeport, Conn.)79-53

2008 - West Regional - #11 Seed

lost to #6 George Washington (Palo Alto, Calif.) . 56-66

2009 - Oklahoma City Regional - #2 Seed

defeated #15 Lehigh (Piscataway, N.J.)..... 85-49

lost to #7 Rutgers (Piscataway, N.J.)..... 52-80

2016 - Dallas Regional - #9 Seed

defeated #8 St. John's (Waco, Texas).....68-57

lost to #1 Baylor (Waco, Texas) 52-84

2017 - Lexington Regional - #11 Seed

lost to #6 NC State (Austin, Texas)..... 48-62

Auburn Regional Breakdown at the NCAA Tournament

1st/2nd Rounds.....	18-10
Regional Semifinals.....	6-4
Regional Finals.....	3-3
Final Four.....	3-0
National Championship.....	0-3
Total.....	30-20

Regional Records

East.....	3-4
Mideast.....	18-7
Midwest.....	5-5
West.....	3-2

East Region

1982.....	0-1
1994.....	1-1
1999.....	1-1
2004.....	1-1
Total.....	3-4

Mideast Region

1987.....	2-1
1988.....	4-1
1989.....	4-1
1990.....	4-1
1991.....	2-1
1992.....	1-1
1997.....	1-1
Total.....	18-7

Midwest Region

1983.....	1-1
1985.....	1-1
1986.....	1-1
2000.....	1-1
2009.....	1-1
Total.....	5-5

West Region

1996.....	3-1
2008.....	0-1
Total.....	3-2

Oklahoma City Region

2009.....	1-1
-----------	-----

Dallas Region

2016.....	1-1
-----------	-----

Lexington Region

2017.....	0-1
-----------	-----

Auburn NCAA Tournament History

NCAA Tournament Results by Round

Final Four (3-3)

1990	lost to Stanford (Championship)	81-88
	defeated Louisiana Tech (Semifinals)	81-69
1989	lost to Tennessee (Championship)	60-76
	defeated Louisiana Tech (Semifinals)	76-71
1988	lost to Louisiana Tech (Championship)	54-56
	defeated Long Beach State (Semifinals)	68-55

Regional Finals (3-3)

1995	lost to Stanford	57-71
1991	lost to Tennessee	65-69
1990	defeated Washington	76-50
1989	defeated Mississippi	77-51
1988	defeated Maryland	103-74
1987	lost to Tennessee	61-77

Regional Semifinals (6-4)

1995	defeated Penn State	75-69
1993	lost to Iowa	50-63
1991	defeated Vanderbilt	58-45
1990	defeated Vanderbilt	89-67
1989	defeated Clemson	71-60
1988	defeated Georgia	68-65
1987	defeated Old Dominion	77-61
1986	lost to Mississippi	55-56 (OT)
1985	lost to Northeast Louisiana	71-76
1983	lost to Louisiana Tech	54-81

NCAA Second Round (8-5)

2016	lost to Baylor	52-84
2009	lost to Rutgers	52-80
2004	lost to Connecticut	53-79
2000	lost to Penn State	69-75
1999	lost to Virginia Tech	61-76
1997	lost to Louisiana Tech	48-74
1995	defeated Colorado	68-61 (OT)
1994	lost to Connecticut	59-81
1993	defeated Louisville	66-61
1991	defeated Holy Cross	84-58
1990	defeated Tennessee Tech	73-54
1989	defeated Temple	88-54
1988	defeated Penn State	94-66
1987	defeated Illinois	92-58
1986	defeated Southern Illinois	61-39

NCAA First Round (8-2)

2017	lost to N.C. State	48-62
2016	defeated St. John's	68-57
2009	defeated Lehigh	85-49
2008	lost to George Washington	56-66
2004	defeated N.C. State	79-59
2000	defeated Southwest Missouri State	78-74
1999	defeated Texas	69-61
1997	defeated Louisville	68-65
1995	defeated Hawaii	73-53
1994	defeated Virginia Tech	60-51
1985	defeated Memphis State	82-64
1983	defeated Missouri	89-76
1982	lost to Cheyney State	64-75

Individual Game Records

Points - Auburn

Vickie Orr	27	vs. Temple	FR	03/19/89
Laticia Morris	27	vs. Penn State	WS	03/23/96
DeWanna Bonner	26	vs. Lehigh	FR	03/21/09
Natasha Brackett	26	vs. N.C. State	FR	03/21/04
Janiah McKay	24	vs. St. John's	FR	03/18/16
Tiffany Krantz	24	vs. Louisville	FR	03/14/97
Daniellette Coleman	24	vs. Virginia Tech	FR	03/16/94
Carolyn Jones	24	vs. Stanford	NC	04/01/90
Carolyn Jones	23	vs. Vanderbilt	MES	03/22/90
Mae Ola Bolton	23	vs. Georgia	MES	03/24/88
Lori Nero	23	vs. SW Missouri St.	FR	03/17/00

Rebounds - Auburn

Sharon Stewart	18	vs. Penn State	FR	03/20/88
Vickie Orr	16	vs. Temple	FR	03/19/89
Mae Ola Bolton	14	vs. Old Dominion	MES	03/19/87
Monique Morehouse	12	vs. Hawaii	FR	03/15/96
Daniellette Coleman	12	vs. Virginia Tech	FR	02/16/94
Lauretta Freeman	12	vs. Louisville	FR	03/21/93
Vickie Orr	12	vs. Clemson	MES	03/23/89
Sharon Stewart	12	vs. Maryland	MEC	03/26/88
Becky Jackson	12	vs. Cheyney State	FR	03/13/82

Points - Opponents

Bridgette Gordon	33	Tennessee	MEC	03/21/87
Nina Davis	30	Baylor	SR	03/20/16
Venus Lacy	30	Louisiana Tech	NS	03/31/89
Jackie Stiles	30	SW Missouri State	FR	03/17/00
Epiphanny Prince	27	Rutgers	SR	3/23/09
Bridgette Gordon	27	Tennessee	NC	04/02/89
Tamicha Jackson	26	Louisiana Tech	SR	03/16/97
Venus Lacy	26	Louisiana Tech	NS	03/30/90

Rebounds - Opponents

Daedra Charles	16	Tennessee	MEC	03/23/91
Venus Lacy	15	Louisiana Tech	NS	03/30/90
Andrea Garner	14	Penn State	SR	03/19/00
Alexis Jones	13	Baylor	SR	03/20/16
Jessica Adair	13	George Washington	FR	03/22/08
Venus Lacy	13	Louisiana Tech	NS	03/31/89
Erin Scholz	13	Colorado	SR	03/17/96
Sheila Frost	12	Tennessee	NC	04/02/89

Tournament Key

FR	First Round
SR	Second Round
MES	Midwest Semifinals
MEC	Midwest Championship
MWS	Midwest Semifinals
MWC	Midwest Championship
WS	West Semifinals
WC	West Championship
NS	National Semifinal
NC	National Championship

Auburn NCAA Tournament History

Auburn in the NCAA Tournament By the Numbers

Overall Record	30-20
Appearances.....	20
Regional Appearances.....	10
Final Four Appearances.....	3
Championship Appearances.....	3
First Round.....	10-3
Second Round	8-7
Regional Semifinal ("Sweet 16")	6-4
Regional Final ("Elite Eight")	3-3
National Semifinal.....	3-0
National Championship.....	0-3
Home	11-0
Away	4-11
Neutral.....	15-9
Versus higher seeds	7-16
Versus lower seeds	22-3
Versus same seeds	1-1
1980's.....	13-7
1990's.....	13-7
2000's.....	3-4
2010's.....	1-2

Auburn vs. Conference in the NCAAs

Opponent.....	W-L
Atlantic Coast.....	4-2
Atlantic 10.....	1-1
Big Ten.....	3-2
Big 12.....	3-1
Big East.....	3-3
Big West.....	1-0
Colonial Athletic Association	1-0
Conference USA	1-0
Independent.....	0-1
Missouri Valley.....	2-0
Ohio Valley.....	1-0
Pacific-10.....	1-2
Patriot League.....	2-0
Southeastern	4-4
Sun Belt	0-1
Western Athletic.....	3-3

NCAA Tournament Individual Honors

NCAA All-Final Four

1988	Ruthie Bolton
.....	Sharon Stewart

1989.....	Vickie Orr
.....	Patrena Scruggs
1990.....	Carolyn Jones
.....	Chantel Tremetiere

NCAA Regional Most Valuable Player

1988	Diann McNeil
1989	Vickie Orr
1990.....	Carolyn Jones

NCAA All-Region

1979	Marianne Merritt
1981	Angie Hannah
.....	Becky Jackson
1983.....	Becky Jackson
1984	Becky Jackson
1987.....	Helene Baroody
.....	Vickie Orr
1988	Mae Ola Bolton
.....	Ruthie Bolton
.....	Vickie Orr
1989.....	Ruthie Bolton
.....	Linda Godby
.....	Vickie Orr
1990.....	C.C. Hayden
.....	Carolyn Jones
.....	Evelyn Thompson
1991	C.C. Hayden
.....	Chantel Tremetiere
1996.....	Laticia Morris

Auburn's NCAA Seeding

Year	Seed	Region	Result
1982	#7	East	First Round
1983	#5	Midwest	Sweet 16
1985	#3	Midwest	Sweet 16
1986	#3	Midwest	Sweet 16
1987	#1	Midwest	Sweet 16
1988	#1	Midwest	National Runner-Up
1989	#1	Midwest	National Runner-Up
1990	#2	Midwest	National Runner-Up
1991	#3	Midwest	Elite 8
1993	#3	Midwest	Sweet 16
1994	#9	East	Second Round
1996	#6	West	Elite 8
1997	#7	Midwest	Second Round
1999	#5	East	Second Round
2000	#7	Midwest	Second Round
2004	#7	East	Second Round

2008	#11	West	First Round
2009	#2	Okla. City	Second Round
2016	#9	Dallas	Second Round
2017	#11	Lexington	First Round

Auburn vs. Opponents

Opponent	W-L	Years
Baylor.....	0-1	2016
Cheyney State	0-1	1982
Clemson.....	1-0	1989
Colorado.....	1-0	1996
Connecticut	0-2	1994-2004
George Washington.....	0-1	2008
Georgia.....	1-0	1988
Hawaii	1-0	1996
Holy Cross	1-0	1991
Illinois.....	1-0	1987
Iowa	0-1	1993
Lehigh	1-0	2009
Long Beach State.....	1-0	1988
Louisiana Tech	2-3	1983-88-89-90-97
Louisville.....	2-0	1993-97
Maryland.....	1-0	1988
Memphis State	1-0	1985
Mississippi.....	1-1	1986-89
Missouri.....	1-0	1983
(SW) Missouri State.....	1-0	2000
North Carolina State	1-1	2004, 2017
Northeast Louisiana	0-1	1985
Southern Illinois	1-0	1986
Old Dominion	1-0	1987
Penn State.....	2-1	1988-96-00
Rutgers	0-1	2009
St. John's.....	1-0	2016
Stanford.....	0-2	1990-96
Temple.....	1-0	1989
Tennessee	0-3	1987-89-91
Tennessee Tech	1-0	1990
Texas.....	1-0	1999
Vanderbilt.....	2-0	1990-91
Virginia Tech.....	1-1	1994-99
Washington.....	1-0	1990

Record by Seed

AU Seed	W-L	Opponent Seed															
		#1	#2	#3	#4	#5	#6	#7	#8	#9	#10	#11	#12	#13	#14	#15	#16
#1	10-3	1-1	2-2	1-0	2-0	1-0	--	--	2-0	1-0	--	--	--	--	--	--	--
#2	5-2	2-1	--	--	--	--	1-0	1-1	--	--	--	--	--	--	--	1-0	--
#3	5-4	0-1	0-3	--	--	--	2-0	--	--	--	1-0	2-0	--	--	--	--	--
#5	1-1	0-1	--	--	1-1	--	--	--	--	--	--	--	1-0	--	--	--	--
#6	3-1	0-1	1-0	1-0	--	--	--	--	--	--	--	1-0	--	--	--	--	--
#7	3-4	--	0-4	--	--	--	--	--	--	--	3-0	--	--	--	--	--	--
#9	2-2	0-2	--	--	--	--	--	--	2-0	--	--	--	--	--	--	--	--
#11	0-2	--	--	--	--	--	0-2	--	--	--	--	--	--	--	--	--	--
Overall	30-20	3-7	3-9	2-0	3-1	1-0	3-2	1-0	4-0	1-0	4-0	3-0	1-0	--	--	1-0	--

Auburn NCAA Tournament Game-by-Game Statistics

	DATE	FG	FGA	PCT	3P	3PA	PCT	FT	FTA	PCT	O	D	TOT	PF	A	TO	BS	ST	TP
1982																			
AUBURN	3/13/82	24	62	.387	--	--	----	16	21	.762	--	--	32	18	13	18	2	7	64
Cheney State		29	72	.402	--	--	----	17	24	.708	--	--	41	18	16	9	6	12	75
1983																			
AUBURN	3/19/83	31	65	.477	--	--	----	27	33	.818	--	--	46	20	22	11	1	5	89
Missouri		30	60	.500	--	--	----	16	19	.842	--	--	21	25	16	9	2	2	76
AUBURN	3/25/83	22	58	.379	--	--	----	10	16	.625	12	17	29	23	12	24	3	4	54
Louisiana Tech		33	60	.550	--	--	----	15	21	.714	13	21	34	19	23	17	8	12	81
1985																			
AUBURN	03/16/85	33	68	.485	--	--	----	16	22	.727	--	--	45	16	11	11	2	11	82
Memphis State		27	60	.450	--	--	----	10	16	.625	--	--	29	22	12	18	7	5	64
AUBURN	03/22/85																		71
Northeast Louisiana																			76
1986																			
AUBURN	03/14/86	22	52	.423	---	--	----	17	26	.654	--	--	30	14	10	10	0	19	61
Southern Illinois		17	39	.435	--	--	----	5	10	.500	--	--	29	20	8	28	3	3	39
AUBURN	03/20/86	23	50	.460	--	--	----	9	17	.529	13	27	40	19	8	28	1	14	55
Ole Miss		23	57	.403	--	--	----	10	17	.588	12	19	31	14	7	19	1	10	56
1987																			
AUBURN	03/14/87	37	64	.578	--	--	----	18	21	.818	16	22	38	13	14	9	3	9	92
Illinois		23	63	.365	--	--	----	12	15	.800	17	17	34	19	7	23	0	1	58
AUBURN	03/19/87																		77
Old Dominion																			61
AUBURN	3/21/87	24	61	.393	--	--	----	13	26	.500	15	17	32	25	9	14	1	6	61
Tennessee		28	56	.500	--	--	----	21	26	.807	17	32	49	22	18	18	2	3	77
1988																			
AUBURN	03/20/88	39	73	.534	1	2	.500	15	20	.750	21	35	56	15	22	13	4	7	94
Penn State		24	68	.353	8	19	.421	10	13	.769	9	18	27	20	17	12	3	5	66
AUBURN	03/24/88	31	73	.425	2	3	.667	4	6	.667	17	20	37	15	13	9	2	8	68
Georgia		27	56	.482	1	3	.333	10	15	.667	13	26	39	13	12	14	5	7	65
AUBURN	03/26/88	44	72	.611	1	1	1.000	14	19	.737	21	27	48	11	14	14	6	14	103
Maryland		30	69	.435	4	12	.333	10	11	.909	12	13	25	17	15	16	2	10	74
AUBURN	4/01/88	26	67	.388	0	3	.000	16	21	.762	19	26	45	15	15	18	2	16	68
Long Beach St		23	59	.390	1	3	.333	8	11	.727	11	22	33	24	8	22	1	6	55
AUBURN	04/03/88	21	51	.412	3	4	.750	9	12	.750	10	20	30	17	12	18	3	7	56
Louisiana Tech		26	58	.448	0	1	.000	4	8	.500	14	19	33	11	13	14	4	12	54
1989																			
AUBURN	03/19/89	34	59	.576	0	5	.000	20	26	.769	17	32	49	13	16	19	5	13	88
Temple		21	67	.313	8	26	.308	4	9	.444	14	13	27	22	7	17	0	8	54
AUBURN	03/23/89	25	61	.410	3	4	.750	18	22	.818	17	26	43	13	15	15	1	7	71
Clemson		26	61	.426	3	13	.231	5	8	.625	10	22	32	19	12	14	0	3	60
AUBURN	03/25/89	29	54	.537	2	5	.400	17	22	.773	8	32	40	16	19	17	5	10	77
Ole Miss		19	65	.292	6	20	.300	7	9	.778	14	20	34	22	6	20	3	4	51
AUBURN	03/31/89	30	62	.484	0	0	.000	16	24	.667	11	20	31	19	12	6	3	9	76
Louisiana Tech		28	70	.400	2	5	.400	13	18	.722	23	27	50	19	18	14	3	0	71
AUBURN	04/02/89	26	60	.433	0	4	.000	8	12	.750	10	20	30	24	12	18	4	6	60
Tennessee		28	66	.424	0	0	.000	20	26	.769	20	25	45	14	16	15	7	8	76

Auburn NCAA Tournament Game-by-Game Statistics

	DATE	FG	FGA	PCT	3P	3PA	PCT	FT	FTA	PCT	O	D	TOT	PF	A	TO	BS	ST	TP
1990																			
AUBURN	3/18/90	25	62	.403	2	7	.286	21	24	.875	18	33	51	23	17	13	5	9	73
Tenn. Tech		14	50	.280	5	21	.283	21	34	.617	12	20	32	21	11	16	2	5	54
AUBURN	3/22/90	37	64	.578	3	7	.429	12	19	.632	18	15	33	13	11	10	1	9	89
Vanderbilt		28	45	.622	2	5	.400	9	10	.900	2	14	16	17	9	15	0	10	67
AUBURN	3/24/90	28	61	.459	2	6	.333	18	24	.750	19	33	52	16	10	10	1	6	76
Washington		21	68	.309	3	11	.273	5	14	.357	21	17	38	20	10	10	0	3	50
AUBURN	3/30/90	25	55	.455	2	4	.500	29	38	.763	9	33	42	20	13	11	4	1	81
Louisiana Tech		24	69	.348	5	23	.217	16	29	.522	22	27	49	31	7	15	6	6	69
AUBURN	4/01/90	30	63	.476	6	12	.500	15	24	.625	9	27	36	25	11	9	3	4	81
Stanford		28	66	.424	11	26	.423	21	31	.677	19	30	49	16	14	13	2	5	88
1991																			
AUBURN	3/17/91	34	69	.493	4	14	.286	12	16	.750	16	20	36	21	17	10	3	12	84
Holy Cross		19	49	.388	5	10	.500	15	18	.833	13	20	33	14	9	27	0	3	58
AUBURN	3/21/91	21	59	.356	2	9	.222	14	21	.667	22	21	43	12	10	14	2	13	58
Vanderbilt		16	46	.348	6	11	.545	7	9	.778	11	20	31	18	10	22	6	7	45
AUBURN	3/23/91	21	46	.457	2	3	.667	21	25	.840	10	17	27	18	7	13	4	87	65
Tennessee		28	58	.483	6	11	.545	7	14	.500	17	18	35	21	17	14	2	10	69
1993																			
AUBURN	3/21/93	25	62	.403	5	10	.500	11	22	.500	22	25	47	17	11	19	0	5	66
Louisville		22	52	.423	5	17	.294	12	18	.667	10	24	34	21	9	22	5	5	61
AUBURN	3/25/93	19	51	.373	2	9	.222	10	15	.667	15	19	34	21	5	19	7	8	50
Iowa		22	53	.410	1	2	.500	18	26	.690	18	21	39	12	11	13	3	9	63
1994																			
AUBURN	3/16/94	26	61	.426	2	8	.250	6	11	.545	16	20	36	12	12	17	8	12	60
Virginia Tech		20	53	.377	4	12	.33	7	8	.875	12	21	33	13	13	21	0	8	51
AUBURN	3/20/94	21	79	.266	2	17	.118	15	18	.833	25	13	38	18	4	11	0	10	59
Connecticut		29	50	.580	5	13	.385	18	20	.900	9	32	41	18	21	18	10	5	81
1996																			
AUBURN	3/15/96	27	66	.409	4	12	.333	15	21	.714	19	27	46	14	17	10	4	8	73
Hawaii		19	58	.328	3	20	.150	12	14	.857	13	22	35	19	11	14	2	6	53
AUBURN	3/17/96	25	56	.446	2	5	.400	16	18	.889	6	30	36	20	18	19	0	7	68
Colorado		19	66	.288	2	20	.100	21	31	.677	21	25	46	12	14	15	1	8	61
AUBURN	3/23/96	29	68	.427	1	7	.143	16	21	.762	19	23	42	10	8	10	3	4	75
Penn St.		26	58	.448	10	21	.476	7	10	.700	11	22	33	18	17	14	3	6	69
AUBURN	3/25/96	24	62	.387	4	10	.400	5	8	.625	13	18	31	22	8	14	6	10	57
Stanford		21	50	.420	7	21	.333	22	25	.880	12	27	39	16	10	16	3	3	71
1997																			
AUBURN	3/14/97	24	50	.480	4	6	.667	16	25	.640	13	17	30	19	10	15	4	10	68
Louisville		17	47	.362	9	20	.450	22	28	.786	15	18	33	23	11	21	0	3	65
AUBURN	3/16/97	22	57	.386	1	10	.100	3	3	1.00	10	16	26	14	9	16	3	6	48
Louisiana Tech		27	53	.590	8	14	.571	12	14	.857	12	23	35	10	15	15	3	8	74
1999																			
AUBURN	3/13/99	24	44	.545	4	6	.66	17	26	.654	6	26	32	14	13	15	5	6	69
Texas		22	59	.373	5	19	.263	12	15	.800	12	17	29	18	11	13	2	9	61
AUBURN	3/15/99	27	60	.450	2	18	.111	5	8	.450	14	19	33	19	10	16	4	5	61
Virginia Tech		27	48	.563	9	14	.643	13	20	.650	5	20	25	12	17	11	3	13	76

Auburn NCAA Tournament Game-by-Game Statistics

	DATE	FG	FGA	PCT	3P	3PA	PCT	FT	FTA	PCT	O	D	TOT	PF	A	TO	BS	ST	TP
2000																			
AUBURN	3/17/00	24	51	.471	4	10	.400	26	27	.963	13	20	33	16	14	20	6	8	78
SW Missouri State		28	62	.452	5	16	.313	13	18	.722	16	15	31	20	21	17	1	14	74
AUBURN	3/19/00	27	61	.443	5	10	.500	10	10	1.000	12	22	34	22	19	16	3	6	69
Penn State		21	55	.382	8	16	.500	25	30	.833	16	22	38	11	17	16	7	4	75
2004																			
AUBURN	3/21/04	33	62	.532	8	16	.500	5	9	.556	16	20	36	9	17	14	3	7	79
North Carolina State		21	49	.429	9	20	.450	8	10	.800	8	16	24	13	9	18	2	10	59
AUBURN	3/23/04	18	50	.360	7	21	.333	10	15	.667	10	15	25	11	11	16	3	9	53
Connecticut		30	54	.556	14	27	.519	5	7	.714	10	26	36	11	23	16	4	6	79
2008																			
AUBURN	3/22/08	20	58	.345	3	14	.214	13	16	.813	15	20	35	14	8	11	3	7	56
George Washington		24	57	.421	6	17	.353	12	16	.750	15	24	39	12	15	14	2	7	66
2009																			
AUBURN	3/21/09	34	64	.531	2	6	.333	15	25	.600	11	35	46	12	20	10	9	10	85
Lehigh		18	60	.300	4	22	.182	9	15	.600	9	25	34	20	7	19	3	1	49
AUBURN	3/23/09	20	72	.278	2	13	.154	10	12	.833	22	20	42	22	7	10	2	4	52
Rutgers		29	54	.537	5	14	.357	17	24	.708	8	31	39	16	16	11	5	4	80
2016																			
AUBURN	3/18/16	27	58	.466	3	12	.250	11	22	.500	15	19	34	17	17	17	4	13	68
St. John's		22	46	.478	5	10	.500	8	13	.615	7	21	28	19	11	25	0	4	57
AUBURN	3/20/16	20	68	.294	3	19	.158	9	12	.750	14	22	36	20	12	15	1	5	52
Baylor		30	64	.469	6	20	.300	18	21	.857	13	35	48	13	25	13	11	12	84
2017																			
AUBURN	3/17/17	15	61	.246	2	17	.118	16	20	.800	12	20	32	21	8	10	3	10	48
NC State		20	53	.377	7	28	.250	15	15	1.000	10	36	46	19	9	20	1	3	62

2018-19 Auburn Women's Basketball
Auburn Season Schedule/Results & Leaders (as of Mar 11, 2019)
All games

RECORD:	OVERALL	HOME	AWAY	NEUTRAL
ALL GAMES	22-9	9-5	10-3	3-1
CONFERENCE	9-7	3-5	6-2	0-0
NON-CONFERENCE	13-2	6-0	4-1	3-1

Date	Opponent	Score	Att.	High Points	High Rebounds
11/06/18	GRAMBLING STATE	w 97-48	1657	(16)Janiah McKay (16)Robyn Benton	(13)Unique Thompson
11/09/18	^NICHOLLS	w 80-59	2316	(20)Daisa Alexander	(10)Unique Thompson
11/11/18	^at New Mexico	w 79-76	4419	(19)Janiah McKay (19)Unique Thompson	(19)Unique Thompson
11/13/18	^at Iowa State	64-67 L	9274	(19)Unique Thompson	(14)Unique Thompson
11/25/18	LOUISIANA	w 71-59	1488	(16)Unique Thompson	(13)Unique Thompson
11/28/18	at Xavier (N.O.)	w 77-58	201	(16)Emari Jones	(8)Unique Thompson
12/02/18	OKLAHOMA	w 95-79	1877	(19)Daisa Alexander	(17)Unique Thompson
12/06/18	at Saint Joseph's	w 81-70	443	(21)Janiah McKay	(6)Unique Thompson
12/16/18	SAMFORD	w 73-46	1675	(20)Janiah McKay	(6)Unique Thompson
12/18/18	&vs Coastal Carolina	w 84-78	517	(21)Janiah McKay	(7)Unique Thompson
12/20/18	&vs North Carolina	Wot 86-81	794	(21)Janiah McKay (21)Unique Thompson	(18)Unique Thompson
12/22/18	at Elon	w 96-44	368	(17)Crystal Primm	(7)Erin Howard (7)Crystal Primm
12/29/18	ALABAMA STATE	w 83-50	1868	(23)Brooke Moore	(8)Unique Thompson
01/03/19	*TENNESSEE	69-78 L	2204	(19)Unique Thompson	(12)Unique Thompson
01/06/19	*at Florida	w 64-56	2109	(22)Daisa Alexander	(9)Unique Thompson
01/10/19	*at Alabama	w 66-56	2575	(22)Daisa Alexander	(9)Unique Thompson
01/14/19	*MISSISSIPPI STATE	59-85 L	1908	(18)Daisa Alexander	(5)Daisa Alexander
01/17/19	*at Vanderbilt	w 72-70	1835	(19)Janiah McKay	(13)Unique Thompson
01/24/19	*TEXAS A&M	67-69 L	1656	(17)Janiah McKay	(10)Unique Thompson
01/27/19	*at Missouri	65-74 L	5119	(23)Janiah McKay	(7)Unique Thompson
01/31/19	*at Ole Miss	w 64-51	1296	(20)Unique Thompson	(12)Unique Thompson
02/03/19	*GEORGIA	Wot 59-58	2170	(18)Janiah McKay	(9)Unique Thompson (9)Crystal Primm
02/07/19	*KENTUCKY	68-78 L	1604	(20)Unique Thompson	(6)Unique Thompson
02/10/19	*at Arkansas	w 75-72	2455	(18)Daisa Alexander	(12)Unique Thompson
02/14/19	*at Tennessee	62-73 L	7547	(22)Daisa Alexander	(13)Unique Thompson
02/17/19	*ALABAMA	w 77-38	2631	(22)Daisa Alexander	(7)Daisa Alexander
02/24/19	*MISSOURI	w 58-54	2293	(19)Daisa Alexander	(8)Unique Thompson
02/28/19	*SOUTH CAROLINA	66-73 L	1912	(21)Janiah McKay	(11)Unique Thompson
03/03/19	*at LSU	w 56-46	2607	(16)Daisa Alexander	(10)Unique Thompson
03/07/19	%vs Alabama	w 53-52	3089	(12)Janiah McKay	(10)Unique Thompson
03/08/19	%vs Texas A&M	62-64 L	5709	(17)Janiah McKay	(5)Abigayle Jackson (5)Unique Thompson

* = Conference game

^ = Preseason WNIT

& = Carolinas Challenge (Myrtle Beach, S.C.)

% = SEC Tournament (Greenville, S.C.)

Attendance Summary	Games	Attend	Avg/Game
Home	14	27259	1947
Away	13	40248	3096
Neutral	4	10109	2527
Total	31	77616	2504

2018-19 Auburn Women's Basketball
Auburn Combined Team Statistics (as of Mar 03, 2019)
Conference games only

RECORD:	OVERALL	HOME	AWAY	NEUTRAL
ALL GAMES	9-7	3-5	6-2	0-0
CONFERENCE	9-7	3-5	6-2	0-0
NON-CONFERENCE	0-0	0-0	0-0	0-0

##	Player	gp-gs	min	avg	Total		3-Point		F-Throw		Rebounds				pf	dq	a	to	blk	stl	pts	avg
					fg-fga	fg%	3fg-fga	3fg%	ft-fa	ft%	off	def	tot	avg								
00	Daisa Alexander	16-16	466	29.1	88-215	.409	38-96	.396	25-39	.641	10	39	49	3.1	47	2	21	25	1	39	239	14.9
33	Janiah McKay	16-16	521	32.6	69-193	.358	7-38	.184	61-81	.753	8	28	36	2.3	38	1	61	33	0	33	206	12.9
20	Unique Thompson	16-16	518	32.4	73-130	.562	0-0	.000	40-68	.588	69	82	151	9.4	38	0	16	33	6	25	186	11.6
23	Crystal Primm	16-16	466	29.1	62-155	.400	0-1	.000	38-59	.644	28	29	57	3.6	53	1	24	42	1	30	162	10.1
01	Robyn Benton	16-0	182	11.4	22-68	.324	11-37	.297	15-19	.789	7	13	20	1.3	16	0	5	8	1	12	70	4.4
24	Erin Howard	16-14	400	25.0	26-69	.377	11-39	.282	3-4	.750	16	38	54	3.4	31	0	20	15	8	16	66	4.1
02	Brooke Moore	15-0	177	11.8	19-74	.257	11-47	.234	4-4	1.000	4	8	12	0.8	9	0	1	12	1	9	53	3.5
03	Erica Sanders	16-2	290	18.1	13-30	.433	1-2	.500	2-2	1.000	5	18	23	1.4	39	0	18	5	1	17	29	1.8
04	Abigayle Jackson	13-0	109	8.4	10-20	.500	0-3	.000	2-3	.667	4	11	15	1.2	29	2	0	12	6	7	22	1.7
10	Kiyae' White	14-0	92	6.6	5-12	.417	0-0	.000	4-8	.500	9	16	25	1.8	12	0	3	5	1	0	14	1.0
35	Natalie Kelly	3-0	4	1.3	0-1	.000	0-0	.000	0-0	.000	0	1	1	0.3	1	0	0	0	0	1	0	0.0
Team											34	24	58				2					
Total.....		16	3225		387-967	.400	79-263	.300	194-287	.676	194	307	501	31.3	313	6	169	192	26	189	1047	65.4
Opponents.....		16	3225		353-809	.436	109-297	.367	216-297	.727	173	413	586	36.6	258	-	215	320	47	109	1031	64.4

TEAM STATISTICS	AU	OPP	Date	Opponent	Score	Att.
SCORING	1047	1031	* 01/03/19	TENNESSEE	L 69-78	2204
Points per game	65.4	64.4	* 01/06/19	at Florida	w 64-56	2109
Scoring margin	+1.0	-	* 01/10/19	at Alabama	w 66-56	2575
FIELD GOALS-ATT	387-967	353-809	* 01/14/19	MISSISSIPPI STATE	L 59-85	1908
Field goal pct	.400	.436	* 01/17/19	at Vanderbilt	w 72-70	1835
3 POINT FG-ATT	79-263	109-297	* 01/24/19	TEXAS A&M	L 67-69	1656
3-point FG pct	.300	.367	* 01/27/19	at Missouri	L 65-74	5119
3-pt FG made per game	4.9	6.8	* 01-31-19	at Ole Miss	w 64-51	1296
FREE THROWS-ATT	194-287	216-297	* 02/03/19	GEORGIA	wot 59-58	2170
Free throw pct	.676	.727	* 02/07/19	KENTUCKY	L 68-78	1604
F-Throws made per game	12.1	13.5	* 02/10/19	at Arkansas	w 75-72	2455
REBOUNDS	501	586	* 02/14/19	at Tennessee	L 62-73	7547
Rebounds per game	31.3	36.6	* 02/17/19	ALABAMA	w 77-38	2631
Rebounding margin	-5.3	-	* 02/24/19	MISSOURI	w 58-54	2293
ASSISTS	169	215	* 02/28/19	SOUTH CAROLINA	L 66-73	1912
Assists per game	10.6	13.4	* 03/03/19	at LSU	w 56-46	2607
TURNOVERS	192	320				
Turnovers per game	12.0	20.0				
Turnover margin	+8.0	-				
Assist/turnover ratio	0.9	0.7				
STEALS	189	109				
Steals per game	11.8	6.8				
BLOCKS	26	47				
Blocks per game	1.6	2.9				
ATTENDANCE	16378	25543				
Home games-Avg/Game	8-2047	8-3193				
Neutral site-Avg/Game	-	0-0				

* = Conference game
^ = Preseason WNIT
& = Carolinas Challenge (Myrtle Beach, S.C.)

Score by Periods	1st	2nd	3rd	4th	OT	Totals
Auburn	216	253	270	298	10	1047
Opponents	245	216	289	272	9	1031

2018-19 Auburn Women's Basketball
Auburn Team Game-by-Game (as of Mar 11, 2019)
All games

TEAM STATISTICS

Opponent	Date	Score		Total		3-Pointers		Free throws		Rebounds				pf	a	t/o	blk	stl	pts	avg
				fg-fga	pct	3fg-fga	pct	ft-fa	pct	off	def	tot	avg							
GRAMBLING STATE	11/06/18	97-48	W	38-71	.535	9-28	.321	12-17	.706	20	33	53	53.0	18	24	18	6	11	97	97.0
NICHOLLS	11/09/18	80-59	W	32-71	.451	4-18	.222	12-13	.923	14	28	42	47.5	17	19	16	5	18	80	88.5
at New Mexico	11/11/18	79-76	W	28-68	.412	4-17	.235	19-25	.760	17	28	45	46.7	18	11	17	2	10	79	85.3
at Iowa State	11/13/18	64-67	L	23-56	.411	8-24	.333	10-17	.588	9	27	36	44.0	22	10	16	3	6	64	80.0
LOUISIANA	11/25/18	71-59	W	27-61	.443	6-14	.429	11-17	.647	12	26	38	42.8	20	19	22	5	15	71	78.2
at Xavier (N.O.)	11/28/18	77-58	W	29-66	.439	10-24	.417	9-17	.529	14	20	34	41.3	16	22	14	5	14	77	78.0
OKLAHOMA	12/02/18	95-79	W	36-74	.486	13-29	.448	10-13	.769	13	26	39	41.0	18	15	12	1	12	95	80.4
at Saint Joseph's	12/06/18	81-70	W	29-54	.537	5-12	.417	18-23	.783	9	21	30	39.6	9	13	10	0	9	81	80.5
SAMFORD	12/16/18	73-46	W	25-64	.391	6-16	.375	17-20	.850	12	22	34	39.0	8	10	12	3	15	73	79.7
vs Coastal Carolina	12/18/18	84-78	W	28-67	.418	7-27	.259	21-27	.778	17	19	36	38.7	23	11	15	0	8	84	80.1
vs North Carolina	12/20/18	86-81	Wot	34-85	.400	5-22	.227	13-18	.722	25	21	46	39.4	17	8	15	3	20	86	80.6
at Elon	12/22/18	96-44	W	38-60	.633	14-26	.538	6-7	.857	14	23	37	39.2	20	18	12	3	10	96	81.9
ALABAMA STATE	12/29/18	83-50	W	22-70	.314	10-35	.286	29-36	.806	21	21	42	39.4	18	12	6	9	17	83	82.0
TENNESSEE	01/03/19	69-78	L	24-70	.343	6-22	.273	15-20	.750	16	13	29	38.6	18	10	11	2	9	69	81.1
at Florida	01/06/19	64-56	W	24-54	.444	6-18	.333	10-14	.714	7	27	34	38.3	19	9	15	1	11	64	79.9
at Alabama	01/10/19	66-56	W	29-52	.558	4-14	.286	4-8	.500	5	22	27	37.6	15	16	17	2	16	66	79.1
MISSISSIPPI STATE	01/14/19	59-85	L	23-59	.390	5-20	.250	8-18	.444	10	14	24	36.8	25	8	16	2	15	59	77.9
at Vanderbilt	01/17/19	72-70	W	30-67	.448	5-18	.278	7-11	.636	15	12	27	36.3	18	10	10	1	12	72	77.6
TEXAS A&M	01/24/19	67-69	L	25-62	.403	8-20	.400	9-11	.818	11	19	30	35.9	20	9	12	0	11	67	77.0
at Missouri	01/27/19	65-74	L	26-62	.419	6-12	.500	7-16	.438	12	16	28	35.5	20	7	6	1	8	65	76.4
at Ole Miss	01/31/19	64-51	W	21-60	.350	4-20	.200	18-24	.750	15	25	40	35.8	19	16	9	2	14	64	75.8
GEORGIA	02/03/19	59-58	Wot	20-66	.303	1-10	.100	18-25	.720	19	18	37	35.8	11	4	17	1	21	59	75.0
KENTUCKY	02/07/19	68-78	L	22-52	.423	2-11	.182	22-29	.759	10	19	29	35.5	16	11	15	1	14	68	74.7
at Arkansas	02/10/19	75-72	W	28-61	.459	5-17	.294	14-17	.824	12	25	37	35.6	23	15	11	5	7	75	74.8
at Tennessee	02/14/19	62-73	L	27-65	.415	6-19	.316	2-5	.400	10	20	30	35.4	19	11	13	2	8	62	74.2
ALABAMA	02/17/19	77-38	W	25-59	.424	8-19	.421	19-22	.864	15	27	42	35.6	22	15	14	2	12	77	74.3
MISSOURI	02/24/19	58-54	W	21-58	.362	6-16	.375	10-18	.556	12	15	27	35.3	16	12	6	2	8	58	73.7
SOUTH CAROLINA	02/28/19	66-73	L	22-64	.344	4-16	.250	18-25	.720	12	16	28	35.0	27	11	10	0	9	66	73.5
at LSU	03/03/19	56-46	W	20-56	.357	3-11	.273	13-24	.542	13	19	32	34.9	25	5	10	2	14	56	72.9
vs Alabama	03/07/19	53-52	W	17-51	.333	5-17	.294	14-17	.824	11	15	26	34.6	14	9	14	2	12	53	72.2
vs Texas A&M	03/08/19	62-64	L	26-57	.456	4-14	.286	6-10	.600	7	13	20	34.2	17	15	15	1	13	62	71.9
Auburn		2228		819-1942	.422	189-586	.323	401-564	.711	409	650	1059	34.2	568	385	406	74	379	2228	71.9
Opponents		1962		680-1628	.418	222-633	.351	380-530	.717	346	753	1099	35.5	517	415	656	66	222	1962	63.3

Games played: 31
Points/game: 71.9
FG Pct: 42.2
3FG Pct: 32.3
FT Pct: 71.1

Rebounds/game: 34.2
Assists/game: 12.4
Turnovers/game: 13.1
Assist/turnover ratio: 0.9
Steals/game: 12.2
Blocks/game: 2.4

2018-19 Auburn Women's Basketball
Auburn Opponent Game-by-Game (as of Mar 11, 2019)
All games

OPPONENT STATISTICS

Opponent	Date	Score		Total		3-Pointers		Free throws		Rebounds				pf	a	t/o	blk	stl	pts	avg
				fg-fga	pct	3fg-fga	pct	ft-fa	pct	off	def	tot	avg							
GRAMBLING STATE	11/06/18	97-48	W	15-58	.259	3-15	.200	15-20	.750	13	13	26	26.0	20	9	20	0	10	48	48.0
NICHOLLS	11/09/18	80-59	W	20-53	.377	9-24	.375	10-11	.909	6	22	28	27.0	14	16	24	0	7	59	53.5
at New Mexico	11/11/18	79-76	W	24-63	.381	12-37	.324	16-24	.667	13	26	39	31.0	18	18	16	2	11	76	61.0
at Iowa State	11/13/18	64-67	L	23-62	.371	9-32	.281	12-24	.500	16	26	42	33.8	13	13	15	3	8	67	62.5
LOUISIANA	11/25/18	71-59	W	20-60	.333	5-17	.294	14-16	.875	13	24	37	34.4	19	6	26	2	12	59	61.8
at Xavier (N.O.)	11/28/18	77-58	W	20-49	.408	8-22	.364	10-10	1.000	9	24	33	34.2	16	13	25	0	9	58	61.2
OKLAHOMA	12/02/18	95-79	W	28-61	.459	10-23	.435	13-26	.500	14	25	39	34.9	17	14	21	2	10	79	63.7
at Saint Joseph's	12/06/18	81-70	W	27-61	.443	13-32	.406	3-6	.500	14	16	30	34.2	14	21	14	1	4	70	64.5
SAMFORD	12/16/18	73-46	W	19-51	.373	7-21	.333	1-2	.500	9	27	36	34.4	20	16	29	2	7	46	62.4
vs Coastal Carolina	12/18/18	84-78	W	27-59	.458	5-25	.200	19-26	.731	16	25	41	35.1	23	10	23	1	7	78	64.0
vs North Carolina	12/20/18	86-81	Wot	32-62	.516	9-26	.346	8-9	.889	11	29	40	35.5	20	20	27	4	7	81	65.5
at Elon	12/22/18	96-44	W	15-49	.306	4-15	.267	10-16	.625	10	11	21	34.3	9	9	20	0	7	44	63.8
ALABAMA STATE	12/29/18	83-50	W	14-47	.298	5-14	.357	17-20	.850	12	26	38	34.6	28	9	24	1	2	50	62.7
TENNESSEE	01/03/19	69-78	L	27-50	.540	7-15	.467	17-23	.739	11	32	43	35.2	18	18	23	4	9	78	63.8
at Florida	01/06/19	64-56	W	18-52	.346	11-31	.355	9-12	.750	8	24	32	35.0	13	12	20	1	7	56	63.3
at Alabama	01/10/19	66-56	W	22-55	.400	8-23	.348	4-7	.571	13	20	33	34.9	13	14	25	2	9	56	62.8
MISSISSIPPI STATE	01/14/19	59-85	L	29-55	.527	4-12	.333	23-30	.767	15	28	43	35.4	17	16	20	5	8	85	64.1
at Vanderbilt	01/17/19	72-70	W	25-41	.610	9-13	.692	11-15	.733	6	24	30	35.1	14	19	21	2	4	70	64.4
TEXAS A&M	01/24/19	67-69	L	23-48	.479	6-16	.375	17-28	.607	13	26	39	35.3	14	10	21	3	5	69	64.7
at Missouri	01/27/19	65-74	L	22-45	.489	12-26	.462	18-23	.783	9	29	38	35.4	17	19	17	5	4	74	65.2
at Ole Miss	01/31/19	64-51	W	18-51	.353	7-24	.292	8-11	.727	10	28	38	35.5	16	11	20	1	6	51	64.5
GEORGIA	02/03/19	59-58	Wot	23-50	.460	8-22	.364	4-8	.500	8	28	36	35.5	18	17	28	7	7	58	64.2
KENTUCKY	02/07/19	68-78	L	28-54	.519	11-20	.550	11-13	.846	5	22	27	35.2	19	15	17	2	11	78	64.8
at Arkansas	02/10/19	75-72	W	21-57	.368	9-25	.360	21-24	.875	12	20	32	35.0	17	9	12	1	6	72	65.1
at Tennessee	02/14/19	62-73	L	27-63	.429	5-13	.385	14-16	.875	17	28	45	35.4	8	16	12	0	10	73	65.4
ALABAMA	02/17/19	77-38	W	10-43	.233	4-21	.190	14-22	.636	8	19	27	35.1	19	8	22	3	10	38	64.3
MISSOURI	02/24/19	58-54	W	21-48	.438	4-16	.250	8-11	.727	12	27	39	35.3	16	11	19	3	4	54	64.0
SOUTH CAROLINA	02/28/19	66-73	L	23-53	.434	3-11	.273	24-30	.800	12	32	44	35.6	20	13	19	4	4	73	64.3
at LSU	03/03/19	56-46	W	16-44	.364	1-9	.111	13-24	.542	14	26	40	35.7	19	7	24	4	5	46	63.7
vs Alabama	03/07/19	53-52	W	20-45	.444	10-24	.417	2-4	.500	9	23	32	35.6	14	14	26	1	3	52	63.3
vs Texas A&M	03/08/19	62-64	L	23-39	.590	4-9	.444	14-19	.737	8	23	31	35.5	14	12	26	0	9	64	63.3
Opponents		1962		680-1628	.418	222-633	.351	380-530	.717	346	753	1099	35.5	517	415	656	66	222	1962	63.3
Auburn		2228		819-1942	.422	189-586	.323	401-564	.711	409	650	1059	34.2	568	385	406	74	379	2228	71.9

Games played: 31
Points/game: 63.3
FG Pct: 41.8
3FG Pct: 35.1
FT Pct: 71.7

Rebounds/game: 35.5
Assists/game: 13.4
Turnovers/game: 21.2
Assist/turnover ratio: 0.6
Steals/game: 7.2
Blocks/game: 2.1

2018-19 Auburn Women's Basketball
Auburn Team Game-by-Game Comparison (as of Mar 11, 2019)
All games

Opponent	1st	2nd	Score	Mar	Total FG	FG Pct	3-Pointers	3FG Pct	Free Throws	FT Pct	Rebounds	Assist	T/Over	Block	Steal	Fouls
GRAMBLING STATE	44/20	53/28	97-48	+49	38-71/15-58	.535/.259	9-28/3-15	.321/.200	12-17/15-20	.706/.750	53/26 +27	24/9	18/20	6/0	11/10	18/20
NICHOLLS	37/26	43/33	80-59	+21	32-71/20-53	.451/.377	4-18/9-24	.222/.375	12-13/10-11	.923/.909	42/28 +14	19/16	16/24	5/0	18/7	17/14
New Mexico	36/33	43/43	79-76	+3	28-68/24-63	.412/.381	4-17/12-37	.235/.324	19-25/16-24	.760/.667	45/39 +6	11/18	17/16	2/2	10/11	18/18
Iowa State	38/29	26/38	64-67	(3)	23-56/23-62	.411/.371	8-24/9-32	.333/.281	10-17/12-24	.588/.500	36/42 (6)	10/13	16/15	3/3	6/8	22/13
LOUISIANA	34/26	37/33	71-59	+12	27-61/20-60	.443/.333	6-14/5-17	.429/.294	11-17/14-16	.647/.875	38/37 +1	19/6	22/26	5/2	15/12	20/19
Xavier (N.O.)	39/30	38/28	77-58	+19	29-66/20-49	.439/.408	10-24/8-22	.417/.364	9-17/10-10	.529/1000	34/33 +1	22/13	14/25	5/0	14/9	16/16
OKLAHOMA	44/30	51/49	95-79	+16	36-74/28-61	.486/.459	13-29/10-23	.448/.435	10-13/13-26	.769/.500	39/39 -	15/14	12/21	1/2	12/10	18/17
Saint Joseph's	42/30	39/40	81-70	+11	29-54/27-61	.537/.443	5-12/13-32	.417/.406	18-23/3-6	.783/.500	30/30 -	13/21	10/14	0/1	9/4	9/14
SAMFORD	36/17	37/29	73-46	+27	25-64/19-51	.391/.373	6-16/7-21	.375/.333	17-20/1-2	.850/.500	34/36 (2)	10/16	12/29	3/2	15/7	8/20
Coastal Carolina	38/39	46/39	84-78	+6	28-67/27-59	.418/.458	7-27/5-25	.259/.200	21-27/19-26	.778/.731	36/41 (5)	11/10	15/23	0/1	8/7	23/23
North Carolina	34/29	35/40	86-81	+5	34-85/32-62	.400/.516	5-22/9-26	.227/.346	13-18/8-9	.722/.889	46/40 +6	8/20	15/27	3/4	20/7	17/20
Elon	51/19	45/25	96-44	+52	38-60/15-49	.633/.306	14-26/4-15	.538/.267	6-7/10-16	.857/.625	37/21 +16	18/9	12/20	3/0	10/7	20/9
ALABAMA STATE	37/20	46/30	83-50	+33	22-70/14-47	.314/.298	10-35/5-14	.286/.357	29-36/17-20	.806/.850	42/38 +4	12/9	6/24	9/1	17/2	18/28
TENNESSEE	35/35	34/43	69-78	(9)	24-70/27-50	.343/.540	6-22/7-15	.273/.467	15-20/17-23	.750/.739	29/43 (14)	10/18	11/23	2/4	9/9	18/18
Florida	25/31	39/25	64-56	+8	24-54/18-52	.444/.346	6-18/11-31	.333/.355	10-14/9-12	.714/.750	34/32 +2	9/12	15/20	1/1	11/7	19/13
Alabama	36/23	30/33	66-56	+10	29-52/22-55	.558/.400	4-14/8-23	.286/.348	4-8/4-7	.500/.571	27/33 (6)	16/14	17/25	2/2	16/9	15/13
MISSISSIPPI STATE	28/38	31/47	59-85	(26)	23-59/29-55	.390/.527	5-20/4-12	.250/.333	8-18/23-30	.444/.767	24/43 (19)	8/16	16/20	2/5	15/8	25/17
Vanderbilt	29/42	43/28	72-70	+2	30-67/25-41	.448/.610	5-18/9-13	.278/.692	7-11/11-15	.636/.733	27/30 (3)	10/19	10/21	1/2	12/4	18/14
TEXAS A&M	30/22	37/47	67-69	(2)	25-62/23-48	.403/.479	8-20/6-16	.400/.375	9-11/17-28	.818/.607	30/39 (9)	9/10	12/21	0/3	11/5	20/14
Missouri	23/43	42/31	65-74	(9)	26-62/22-45	.419/.489	6-12/12-26	.500/.462	7-16/18-23	.438/.783	28/38 (10)	7/19	6/17	1/5	8/4	20/17
Ole Miss	27/24	37/27	64-51	+13	21-60/18-51	.350/.353	4-20/7-24	.200/.292	18-24/8-11	.750/.727	40/38 +2	16/11	9/20	2/1	14/6	19/16
GEORGIA	19/22	30/27	59-58	+1	20-66/23-50	.303/.460	1-10/8-22	.100/.364	18-25/4-8	.720/.500	37/36 +1	4/17	17/28	1/7	21/7	11/18
KENTUCKY	28/42	40/36	68-78	(10)	22-52/28-54	.423/.519	2-11/11-20	.182/.550	22-29/11-13	.759/.846	29/27 +2	11/15	15/17	1/2	14/11	16/19
Arkansas	38/24	37/48	75-72	+3	28-61/21-57	.459/.368	5-17/9-25	.294/.360	14-17/21-24	.824/.875	37/32 +5	15/9	11/12	5/1	7/6	23/17
Tennessee	32/27	30/46	62-73	(11)	27-65/27-63	.415/.429	6-19/5-13	.316/.385	2-5/14-16	.400/.875	30/45 (15)	11/16	13/12	2/0	8/10	19/8
ALABAMA	38/12	39/26	77-38	+39	25-59/10-43	.424/.233	8-19/4-21	.421/.190	19-22/14-22	.864/.636	42/27 +15	15/8	14/22	2/3	12/10	22/19
MISSOURI	26/22	32/32	58-54	+4	21-58/21-48	.362/.438	6-16/4-16	.375/.250	10-18/8-11	.556/.727	27/39 (12)	12/11	6/19	2/3	8/4	16/16
SOUTH CAROLINA	24/33	42/40	66-73	(7)	22-64/23-53	.344/.434	4-16/3-11	.250/.273	18-25/24-30	.720/.800	28/44 (16)	11/13	10/19	0/4	9/4	27/20
LSU	31/21	25/25	56-46	+10	20-56/16-44	.357/.364	3-11/1-9	.273/.111	13-24/13-24	.542/.542	32/40 (8)	5/7	10/24	2/4	14/5	25/19
Alabama	23/27	30/25	53-52	+1	17-51/20-45	.333/.444	5-17/10-24	.294/.417	14-17/2-4	.824/.500	26/32 (6)	9/14	14/26	2/1	12/3	14/14
Texas A&M	32/28	30/36	62-64	(2)	26-57/23-39	.456/.590	4-14/4-9	.286/.444	6-10/14-19	.600/.737	20/31 (11)	15/12	15/26	1/0	13/9	17/14

Note: Game totals are displayed in the format TEAM/OPPONENT for each category

2018-19 Auburn Women's Basketball
Auburn Points-Rebounds-Assists (as of Mar 11, 2019)
All games

Opponent	Date	Score		00	01	02	03	04	05	10
				ALEXANDER,	BENTON,ROB	MOORE,BROO	SANDERS,ER	JACKSON,AB	JONES,EMAR	WHITE,KIYA
GRAMBLING STATE	11/06/18	97-48	w	13-8-3	16-1-3	DNP	DNP	4-5-1	13-8-3	3-4-2
NICHOLLS	11/09/18	80-59	w	20-5-1	9-1-0	DNP	DNP	6-6-1	15-8-3	2-0-2
at New Mexico	11/11/18	79-76	w	14-4-0	2-1-1	DNP	DNP	2-0-0	5-2-2	0-1-0
at Iowa State	11/13/18	64-67	L	4-2-1	3-0-0	DNP	DNP	2-1-0	15-7-3	0-0-0
LOUISIANA	11/25/18	71-59	w	3-1-8	15-2-1	DNP	DNP	5-4-1	8-10-2	0-0-0
at Xavier (N.O.)	11/28/18	77-58	w	13-6-5	5-5-3	3-1-1	DNP	6-1-0	16-3-2	0-3-2
OKLAHOMA	12/02/18	95-79	w	19-5-5	14-0-0	6-1-1	DNP	0-4-0	16-3-1	2-1-0
at Saint Joseph's	12/06/18	81-70	w	16-2-2	0-1-0	10-2-0	DNP	0-2-0	4-3-1	4-4-0
SAMFORD	12/16/18	73-46	w	16-5-2	10-3-0	DNP	DNP	0-1-1	8-2-0	5-4-0
vs Coastal Carolina	12/18/18	84-78	w	3-0-2	5-1-2	5-4-2	DNP	3-2-0	16-6-0	2-0-0
vs North Carolina	12/20/18	86-81	w	6-5-1	2-0-1	6-0-0	2-3-0	0-0-0	7-3-1	DNP
at Elon	12/22/18	96-44	w	6-1-0	15-1-2	14-3-3	0-0-0	6-1-0	5-3-2	0-3-0
ALABAMA STATE	12/29/18	83-50	w	9-1-0	11-2-0	23-1-2	0-6-1	5-3-0	0-1-0	4-4-0
TENNESSEE	01/03/19	69-78	L	13-2-3	0-0-0	0-1-0	0-2-1	0-1-0	DNP	DNP
at Florida	01/06/19	64-56	w	22-2-0	0-0-0	6-2-0	0-1-0	0-0-0	DNP	0-0-0
at Alabama	01/10/19	66-56	w	22-3-2	3-2-0	0-0-0	6-0-1	3-0-0	DNP	0-0-0
MISSISSIPPI STATE	01/14/19	59-85	L	18-5-1	3-1-0	16-0-0	0-1-3	0-0-0	DNP	0-1-0
at Vanderbilt	01/17/19	72-70	w	14-3-0	8-3-0	0-0-0	5-0-0	0-0-0	DNP	0-0-0
TEXAS A&M	01/24/19	67-69	L	12-3-0	11-1-2	3-0-0	6-4-1	0-0-0	DNP	DNP
at Missouri	01/27/19	65-74	L	11-3-2	0-1-0	10-0-0	0-3-1	DNP	DNP	3-2-0
at Ole Miss	01/31/19	64-51	w	10-3-1	5-4-0	0-2-0	0-1-2	0-0-0	DNP	4-2-2
GEORGIA	02/03/19	59-58	w	3-2-1	0-0-0	0-2-0	4-2-2	DNP	DNP	0-0-0
KENTUCKY	02/07/19	68-78	L	2-2-0	8-0-0	5-1-0	4-3-2	DNP	DNP	0-3-0
at Arkansas	02/10/19	75-72	w	18-3-1	11-1-0	0-0-0	2-2-0	2-3-0	DNP	0-0-0
at Tennessee	02/14/19	62-73	L	22-2-3	7-0-1	DNP	0-2-1	2-1-0	DNP	0-1-0
ALABAMA	02/17/19	77-38	w	22-7-4	11-4-2	11-3-0	0-2-0	4-2-0	DNP	4-5-0
MISSOURI	02/24/19	58-54	w	19-3-1	0-1-0	0-0-0	2-0-1	0-1-0	DNP	2-5-1
SOUTH CAROLINA	02/28/19	66-73	L	15-4-1	0-1-0	0-1-1	0-0-1	2-1-0	DNP	0-2-0
at LSU	03/03/19	56-46	w	16-2-1	3-1-0	2-0-0	0-0-2	9-6-0	DNP	1-4-0
vs Alabama	03/07/19	53-52	w	6-3-2	6-1-0	3-0-0	4-0-2	7-4-0	DNP	0-1-0
vs Texas A&M	03/08/19	62-64	L	3-0-3	4-2-0	8-2-0	0-1-2	8-5-0	DNP	0-1-0

Opponent	Date	Score		20	23	24	33	35
				THOMPSON,U	PRIMM,CRYS	HOWARD,ERI	MCKAY,JANI	KELLY,NATA
GRAMBLING STATE	11/06/18	97-48	w	14-13-1	15-4-0	2-3-1	16-2-10	1-1-0
NICHOLLS	11/09/18	80-59	w	6-10-1	8-4-4	0-2-0	14-3-7	DNP
at New Mexico	11/11/18	79-76	w	19-19-0	10-6-1	8-1-1	19-5-6	DNP
at Iowa State	11/13/18	64-67	L	19-14-2	7-1-0	0-0-1	14-5-3	DNP
LOUISIANA	11/25/18	71-59	w	16-13-0	9-2-1	DNP	13-2-6	2-0-0
at Xavier (N.O.)	11/28/18	77-58	w	15-8-0	4-2-1	5-0-1	9-0-7	1-1-0
OKLAHOMA	12/02/18	95-79	w	14-17-3	14-3-1	4-4-3	6-1-1	0-0-0
at Saint Joseph's	12/06/18	81-70	w	12-6-4	14-4-2	0-0-0	21-1-4	0-0-0
SAMFORD	12/16/18	73-46	w	5-6-0	9-2-2	0-0-1	20-4-4	0-3-0
vs Coastal Carolina	12/18/18	84-78	w	11-7-0	14-6-1	4-4-0	21-2-4	0-1-0
vs North Carolina	12/20/18	86-81	w	21-18-1	18-6-0	3-1-0	21-4-4	DNP
at Elon	12/22/18	96-44	w	14-6-2	17-7-2	6-7-3	13-3-4	0-0-0
ALABAMA STATE	12/29/18	83-50	w	6-8-2	12-4-2	5-7-2	7-1-3	1-3-0
TENNESSEE	01/03/19	69-78	L	19-12-2	16-5-2	11-4-0	10-1-2	DNP
at Florida	01/06/19	64-56	w	8-9-1	9-7-0	3-5-2	16-6-6	DNP
at Alabama	01/10/19	66-56	w	12-9-1	10-3-4	2-2-5	8-5-3	DNP
MISSISSIPPI STATE	01/14/19	59-85	L	2-4-0	14-1-1	0-0-0	6-3-3	DNP
at Vanderbilt	01/17/19	72-70	w	16-13-0	8-4-4	2-3-0	19-0-6	DNP
TEXAS A&M	01/24/19	67-69	L	8-10-0	10-4-1	0-3-2	17-1-3	DNP
at Missouri	01/27/19	65-74	L	6-7-2	12-4-1	0-1-0	23-3-1	0-0-0
at Ole Miss	01/31/19	64-51	w	20-12-2	11-6-1	8-5-2	6-2-6	0-0-0
GEORGIA	02/03/19	59-58	w	14-9-0	13-9-0	7-4-0	18-1-1	DNP
KENTUCKY	02/07/19	68-78	L	20-6-0	11-2-5	4-4-1	14-2-3	DNP
at Arkansas	02/10/19	75-72	w	13-12-3	9-1-2	7-8-3	13-3-6	DNP
at Tennessee	02/14/19	62-73	L	12-13-1	4-4-2	3-2-2	12-1-1	DNP
ALABAMA	02/17/19	77-38	w	7-6-1	5-2-1	2-5-1	11-5-6	0-1-0
MISSOURI	02/24/19	58-54	w	9-8-1	5-1-0	12-3-2	9-2-6	DNP
SOUTH CAROLINA	02/28/19	66-73	L	11-11-1	14-0-0	3-1-0	21-1-7	DNP
at LSU	03/03/19	56-46	w	9-10-1	11-4-0	2-4-0	3-0-1	DNP
vs Alabama	03/07/19	53-52	w	8-10-1	4-1-2	3-2-0	12-0-2	DNP
vs Texas A&M	03/08/19	62-64	L	13-5-1	6-2-6	3-1-1	17-0-2	DNP

2018-19 Auburn Women's Basketball
Auburn Category Leaders (as of Mar 11, 2019)
All games

Points	G	Pts	Pts/G	Scoring Average	G	Pts	Avg/G
Janiah McKay	31	429	13.8	Janiah McKay	31	429	13.8
Daisa Alexander	31	390	12.6	Daisa Alexander	31	390	12.6
Unique Thompson	31	379	12.2	Unique Thompson	31	379	12.2
Crystal Primm	31	323	10.4	Crystal Primm	31	323	10.4
Robyn Benton	31	187	6.0	Emari Jones	13	128	9.8
Brooke Moore	24	131	5.5	Robyn Benton	31	187	6.0
Emari Jones	13	128	9.8	Brooke Moore	24	131	5.5
Erin Howard	30	109	3.6	Erin Howard	30	109	3.6
Abigayle Jackson	28	76	2.7	Abigayle Jackson	28	76	2.7
Kiyae' White	28	36	1.3	Erica Sanders	21	35	1.7
Erica Sanders	21	35	1.7	Kiyae' White	28	36	1.3
Natalie Kelly	12	5	0.4	Natalie Kelly	12	5	0.4

FG Percentage	FG	Att	Pct	Field Goal Attempts	G	Att	Att/G
Unique Thompson	150	262	.573	Daisa Alexander	31	363	11.7
Abigayle Jackson	34	63	.540	Janiah McKay	31	359	11.6
Crystal Primm	123	268	.459	Crystal Primm	31	268	8.6
Erica Sanders	15	33	.455	Unique Thompson	31	262	8.5
Janiah McKay	142	359	.396	Robyn Benton	31	165	5.3
Daisa Alexander	143	363	.394				
Emari Jones	46	118	.390	Field Goals Made	G	Made	Made/G
Robyn Benton	64	165	.388	Unique Thompson	31	150	4.8
Kiyae' White	14	37	.378	Daisa Alexander	31	143	4.6
Erin Howard	42	126	.333	Janiah McKay	31	142	4.6
Brooke Moore	45	143	.315	Crystal Primm	31	123	4.0
Natalie Kelly	1	5	.200	Robyn Benton	31	64	2.1

3-Point Percentage	3FG	Att	Pct	3-Point FG Attempts	G	Att	Att/G
Erica Sanders	1	2	.500	Daisa Alexander	31	155	5.0
Robyn Benton	35	92	.380	Brooke Moore	24	101	4.2
Daisa Alexander	57	155	.368	Robyn Benton	31	92	3.0
Emari Jones	26	74	.351	Erin Howard	30	77	2.6
Brooke Moore	31	101	.307	Emari Jones	13	74	5.7
Erin Howard	20	77	.260				
Janiah McKay	17	71	.239	3-Point FG Made	G	Made	Made/G
Abigayle Jackson	2	9	.222	Daisa Alexander	31	57	1.8
Crystal Primm	0	5	.000	Robyn Benton	31	35	1.1
				Brooke Moore	24	31	1.3
				Emari Jones	13	26	2.0
				Erin Howard	30	20	0.7

Free Throw Percent	FG	Att	Pct	Free Throw Attempts	G	Att	Att/G
Erica Sanders	4	4	1.000	Janiah McKay	31	161	5.2
Brooke Moore	10	10	1.000	Unique Thompson	31	131	4.2
Emari Jones	10	12	.833	Crystal Primm	31	108	3.5
Erin Howard	5	6	.833	Daisa Alexander	31	68	2.2
Janiah McKay	128	161	.795	Robyn Benton	31	34	1.1
Abigayle Jackson	6	8	.750				
Crystal Primm	77	108	.713	Free Throws Made	G	Made	Made/G
Robyn Benton	24	34	.706	Janiah McKay	31	128	4.1
Daisa Alexander	47	68	.691	Unique Thompson	31	79	2.5
Unique Thompson	79	131	.603	Crystal Primm	31	77	2.5
Kiyae' White	8	14	.571	Daisa Alexander	31	47	1.5
Natalie Kelly	3	8	.375	Robyn Benton	31	24	0.8

2018-19 Auburn Women's Basketball
Auburn Category Leaders (as of Mar 11, 2019)
All games

<u>Rebounds</u>	<u>G</u>	<u>Reb</u>	<u>Reb/G</u>
Unique Thompson	31	311	10.0
Crystal Primm	31	111	3.6
Daisa Alexander	31	97	3.1
Erin Howard	30	86	2.9
Janiah McKay	31	69	2.2

<u>Rebound Average</u>	<u>G</u>	<u>Reb</u>	<u>Avg/G</u>
Unique Thompson	31	311	10.0
Emari Jones	13	59	4.5
Crystal Primm	31	111	3.6
Daisa Alexander	31	97	3.1
Erin Howard	30	86	2.9

<u>Offensive Rebounds</u>	<u>G</u>	<u>No.</u>	<u>Avg/G</u>
Unique Thompson	31	132	4.3
Crystal Primm	31	56	1.8
Emari Jones	13	26	2.0
Erin Howard	30	25	0.8
Kiyae' White	28	23	0.8

<u>Defensive Rebounds</u>	<u>G</u>	<u>No.</u>	<u>Avg/G</u>
Unique Thompson	31	179	5.8
Daisa Alexander	31	75	2.4
Erin Howard	30	61	2.0
Janiah McKay	31	55	1.8
Crystal Primm	31	55	1.8

<u>Fouls</u>	<u>G</u>	<u>No.</u>	<u>Per/G</u>
Crystal Primm	31	88	2.8
Daisa Alexander	31	70	2.3
Unique Thompson	31	70	2.3
Janiah McKay	31	68	2.2
Abigayle Jackson	28	65	2.3

<u>Foulsouts</u>	<u>G</u>	<u>No.</u>
Abigayle Jackson	28	3
Crystal Primm	31	2
Daisa Alexander	31	2
Janiah McKay	31	1
Unique Thompson	31	1

<u>Assists</u>	<u>G</u>	<u>No.</u>	<u>Ast/G</u>
Janiah McKay	31	128	4.1
Daisa Alexander	31	56	1.8
Crystal Primm	31	49	1.6
Erin Howard	30	34	1.1
Unique Thompson	31	34	1.1

<u>Steals</u>	<u>G</u>	<u>No.</u>	<u>Stl/G</u>
Daisa Alexander	31	72	2.3
Janiah McKay	31	67	2.2
Crystal Primm	31	59	1.9
Unique Thompson	31	56	1.8
Robyn Benton	31	32	1.0

<u>Blocked Shots</u>	<u>G</u>	<u>No.</u>	<u>Blk/G</u>
Unique Thompson	31	20	0.6
Erin Howard	30	17	0.6
Abigayle Jackson	28	17	0.6
Crystal Primm	31	5	0.2
Robyn Benton	31	3	0.1
Emari Jones	13	3	0.2

<u>Minutes</u>	<u>G</u>	<u>No.</u>	<u>Min/G</u>
Janiah McKay	31	977	31.5
Unique Thompson	31	960	31.0
Crystal Primm	31	860	27.7
Daisa Alexander	31	858	27.7
Erin Howard	30	607	20.2

<u>Turnovers</u>	<u>G</u>	<u>No.</u>	<u>TO/G</u>
Crystal Primm	31	78	2.5
Janiah McKay	31	74	2.4
Unique Thompson	31	63	2.0
Daisa Alexander	31	57	1.8
Emari Jones	13	27	2.1

2018-19 Auburn Women's Basketball
Auburn Game-by-Game Highs (as of Mar 11, 2019)
All games

Opponent	Date	Score	Points	Rebounds	Assists	Steals	Blocked shots
GRAMBLING STATE	11/06/18	97-48	16-Robyn Benton Janiah McKay	13-Unique Thompson	10-Janiah McKay	3-Robyn Benton Janiah McKay	2-Unique Thompson Janiah McKay
NICHOLLS at New Mexico	11/09/18 11/11/18	80-59 79-76	20-Daisa Alexander 19-Unique Thompson Janiah McKay	10-Unique Thompson 19-Unique Thompson	7-Janiah McKay 6-Janiah McKay	5-Crystal Primm 3-Daisa Alexander Janiah McKay	2-Unique Thompson 1-Erin Howard Unique Thompson
at Iowa State	11/13/18	64-67	19-Unique Thompson	14-Unique Thompson	3-Janiah McKay Emari Jones	2-Daisa Alexander	2-Unique Thompson
LOUISIANA at Xavier (N.O.)	11/25/18 11/28/18	71-59 77-58	16-Unique Thompson 16-Emari Jones	13-Unique Thompson 8-Unique Thompson	8-Daisa Alexander 7-Janiah McKay	4-Unique Thompson 3-Daisa Alexander Unique Thompson	3-Abigayle Jackson 2-Abigayle Jackson
OKLAHOMA at Saint Joseph's	12/02/18 12/06/18	95-79 81-70	19-Daisa Alexander 21-Janiah McKay	17-Unique Thompson 6-Unique Thompson	5-Daisa Alexander 4-Unique Thompson Janiah McKay	3-Crystal Primm 4-Janiah McKay	1-Crystal Primm None
SAMFORD	12/16/18	73-46	20-Janiah McKay	6-Unique Thompson	4-Janiah McKay	4-Janiah McKay	1-Crystal Primm Unique Thompson Erin Howard
vs Coastal Carolina	12/18/18	84-78	21-Janiah McKay	7-Unique Thompson	4-Janiah McKay	3-Emari Jones	None
vs North Carolina	12/20/18	86-81	21-Unique Thompson Janiah McKay	18-Unique Thompson	4-Janiah McKay	4-Daisa Alexander Janiah McKay Crystal Primm	1-Crystal Primm Emari Jones Unique Thompson
at Elon	12/22/18	96-44	17-Crystal Primm	7-Crystal Primm Erin Howard	4-Janiah McKay	3-Daisa Alexander	2-Erin Howard
ALABAMA STATE	12/29/18	83-50	23-Brooke Moore	8-Unique Thompson	3-Janiah McKay	3-Erica Sanders Crystal Primm Unique Thompson	3-Unique Thompson
TENNESSEE	01/03/19	69-78	19-Unique Thompson	12-Unique Thompson	3-Daisa Alexander	3-Daisa Alexander	1-Abigayle Jackson Unique Thompson
at Florida	01/06/19	64-56	22-Daisa Alexander	9-Unique Thompson	6-Janiah McKay	5-Daisa Alexander	1-Erin Howard
at Alabama	01/10/19	66-56	22-Daisa Alexander	9-Unique Thompson	5-Erin Howard	4-Daisa Alexander	1-Erin Howard Abigayle Jackson
MISSISSIPPI STATE	01/14/19	59-85	18-Daisa Alexander	5-Daisa Alexander	3-Janiah McKay Erica Sanders	7-Crystal Primm	1-Brooke Moore Erica Sanders
at Vanderbilt	01/17/19	72-70	19-Janiah McKay	13-Unique Thompson	6-Janiah McKay	4-Crystal Primm Janiah McKay	1-Unique Thompson
TEXAS A&M at Missouri	01/24/19 01/27/19	67-69 65-74	17-Janiah McKay 23-Janiah McKay	10-Unique Thompson 7-Unique Thompson	3-Janiah McKay 2-Daisa Alexander Unique Thompson	4-Crystal Primm 2-Crystal Primm Brooke Moore	None 1-Crystal Primm
at Ole Miss	01/31/19	64-51	20-Unique Thompson	12-Unique Thompson	6-Janiah McKay	4-Daisa Alexander	1-Unique Thompson Kiyae' White
GEORGIA	02/03/19	59-58	18-Janiah McKay	9-Crystal Primm Unique Thompson	2-Erica Sanders	5-Janiah McKay	1-Unique Thompson
KENTUCKY at Arkansas	02/07/19 02/10/19	68-78 75-72	20-Unique Thompson 18-Daisa Alexander	6-Unique Thompson 12-Unique Thompson	5-Crystal Primm 6-Janiah McKay	6-Crystal Primm 2-Unique Thompson Erin Howard Daisa Alexander	1-Daisa Alexander 3-Erin Howard
at Tennessee	02/14/19	62-73	22-Daisa Alexander	13-Unique Thompson	3-Daisa Alexander	4-Daisa Alexander	1-Unique Thompson Abigayle Jackson
ALABAMA	02/17/19	77-38	22-Daisa Alexander	7-Daisa Alexander	6-Janiah McKay	3-Daisa Alexander Unique Thompson	1-Abigayle Jackson Robyn Benton
MISSOURI	02/24/19	58-54	19-Daisa Alexander	8-Unique Thompson	6-Janiah McKay	1-Erica Sanders Erin Howard Unique Thompson Janiah McKay	2-Erin Howard

2018-19 Auburn Women's Basketball
Auburn Game-by-Game Highs (as of Mar 11, 2019)
All games

Opponent	Date	Score	Points	Rebounds	Assists	Steals	Blocked shots
						Crystal Primm Robyn Benton Abigayle Jackson Daisa Alexander	
SOUTH CAROLINA at LSU	02/28/19 03/03/19	66-73 56-46	21-Janiah McKay 16-Daisa Alexander	11-Unique Thompson 10-Unique Thompson	7-Janiah McKay 2-Erica Sanders	3-Janiah McKay 4-Erica Sanders	None 1-Erin Howard Abigayle Jackson
vs Alabama	03/07/19	53-52	12-Janiah McKay	10-Unique Thompson	2-Janiah McKay Daisa Alexander Erica Sanders Crystal Primm	4-Daisa Alexander	1-Abigayle Jackson Erin Howard
vs Texas A&M	03/08/19	62-64	17-Janiah McKay	5-Unique Thompson Abigayle Jackson	6-Crystal Primm	4-Robyn Benton	1-Abigayle Jackson

Individual Career History

Daisa Alexander

Season	gp-gs	min/avg	Total		3-Point		F-Throws		Rebounds				Scoring							
			fg-fga	pct	fg-fga	pct	ft-fta	pct	off	def	tot	avg	pf	fo	ast	to	blk	stl	pts	avg
2016-17	20-0	113/5.7	9-37	.243	1-10	.100	7-10	.700	9	8	17	0.9	18	0	1	10	0	9	26	1.3
2017-18	29-12	746/25.7	157-403	.390	41-122	.336	57-77	.740	17	59	76	2.6	73	0	39	79	3	80	412	14.2
2018-19	31-31	858/27.7	143-363	.394	57-155	.368	47-68	.691	22	75	97	3.1	70	2	56	57	2	72	390	12.6
TOTAL	80-43	1717/21.5	309-803	.385	99-287	.345	111-155	.716	48	142	190	2.4	161	2	96	146	5	161	828	10.4

Robyn Benton

Season	gp-gs	min/avg	Total		3-Point		F-Throws		Rebounds				Scoring							
			fg-fga	pct	fg-fga	pct	ft-fta	pct	off	def	tot	avg	pf	fo	ast	to	blk	stl	pts	avg
2018-19	31-0	452/14.6	64-165	.388	35-92	.380	24-34	.706	16	25	41	1.3	40	0	18	15	3	32	187	6.0
TOTAL	31-0	452/14.6	64-165	.388	35-92	.380	24-34	.706	16	25	41	1.3	40	0	18	15	3	32	187	6.0

Erin Howard

Season	gp-gs	min/avg	Total		3-Point		F-Throws		Rebounds				Scoring							
			fg-fga	pct	fg-fga	pct	ft-fta	pct	off	def	tot	avg	pf	fo	ast	to	blk	stl	pts	avg
2018-19	30-16	607/20.2	42-126	.333	20-77	.260	5-6	.833	25	61	86	2.9	53	0	34	23	17	26	109	3.6
TOTAL	30-16	607/20.2	42-126	.333	20-77	.260	5-6	.833	25	61	86	2.9	53	0	34	23	17	26	109	3.6

Abigayle Jackson

Season	gp-gs	min/avg	Total		3-Point		F-Throws		Rebounds				Scoring							
			fg-fga	pct	fg-fga	pct	ft-fta	pct	off	def	tot	avg	pf	fo	ast	to	blk	stl	pts	avg
2017-18	28-12	270/9.6	23-59	.390	3-24	.125	8-15	.533	14	34	48	1.7	47	1	1	16	22	10	57	2.0
2018-19	28-0	273/9.8	34-63	.540	2-9	.222	6-8	.750	17	37	54	1.9	65	3	4	20	17	11	76	2.7
TOTAL	56-12	543/9.7	57-122	.467	5-33	.152	14-23	.609	31	71	102	1.8	112	4	5	36	39	21	133	2.4

Emari Jones

Season	gp-gs	min/avg	Total		3-Point		F-Throws		Rebounds				Scoring							
			fg-fga	pct	fg-fga	pct	ft-fta	pct	off	def	tot	avg	pf	fo	ast	to	blk	stl	pts	avg
2016-17	31-0	278/9.0	25-76	.329	11-42	.262	23-30	.767	16	24	40	1.3	28	0	13	18	2	12	84	2.7
2017-18	29-16	660/22.8	49-146	.336	29-98	.296	19-24	.792	41	52	93	3.2	75	4	16	39	2	32	146	5.0
2018-19	13-13	384/29.5	46-118	.390	26-74	.351	10-12	.833	26	33	59	4.5	23	0	20	27	3	17	128	9.8
TOTAL	73-29	1322/18.1	120-340	.353	66-214	.308	52-66	.788	83	109	192	2.6	126	4	49	84	7	61	358	4.9

Natalie Kelly

Season	gp-gs	min/avg	Total		3-Point		F-Throws		Rebounds				Scoring							
			fg-fga	pct	fg-fga	pct	ft-fta	pct	off	def	tot	avg	pf	fo	ast	to	blk	stl	pts	avg
2018-19	12-0	49/4.1	1-5	.200	0-0	.000	3-8	.375	6	4	10	0.8	4	0	0	8	2	2	5	0.4
TOTAL	12-0	49/4.1	1-5	.200	0-0	.000	3-8	.375	6	4	10	0.8	4	0	0	8	2	2	5	0.4

Janiah McKay

Season	gp-gs	min/avg	Total		3-Point		F-Throws		Rebounds				Scoring							
			fg-fga	pct	fg-fga	pct	ft-fta	pct	off	def	tot	avg	pf	fo	ast	to	blk	stl	pts	avg
2015-16	33-19	894/27.1	104-285	.365	28-100	.280	69-101	.683	17	48	65	2.0	72	1	76	119	4	43	305	9.2
2016-17	32-32	906/28.3	145-397	.365	14-63	.222	110-148	.743	11	50	61	1.9	63	1	109	73	0	43	414	12.9
2017-18	29-29	936/32.3	168-419	.401	14-57	.246	130-157	.828	14	87	101	3.5	62	2	129	96	1	68	480	16.6
2018-19	31-31	977/31.5	142-359	.396	17-71	.239	128-161	.795	14	55	69	2.2	68	1	128	74	2	67	429	13.8
TOTAL	125-111	3713/29.7	559-1460	.383	73-291	.251	437-567	.771	56	240	296	2.4	265	5	442	362	7	221	1628	13.0

Brooke Moore

Season	gp-gs	min/avg	Total		3-Point		F-Throws		Rebounds				Scoring							
			fg-fga	pct	fg-fga	pct	ft-fta	pct	off	def	tot	avg	pf	fo	ast	to	blk	stl	pts	avg
2018-19	24-0	291/12.1	45-143	.315	31-101	.307	10-10	1.000	7	19	26	1.1	14	0	10	16	1	11	131	5.5
TOTAL	24-0	291/12.1	45-143	.315	31-101	.307	10-10	1.000	7	19	26	1.1	14	0	10	16	1	11	131	5.5

Individual Career History

Crystal Primm

Season	gp-gs	min/avg	Total		3-Point		F-Throws		Rebounds				pf	fo	ast	to	blk	stl	Scoring	
			fg-fga	pct	fg-fga	pct	ft-fta	pct	off	def	tot	avg							pts	avg
2018-19	31-31	860/27.7	123-268	.459	0-5	.000	77-108	.713	56	55	111	3.6	88	2	49	78	5	59	323	10.4
TOTAL	31-31	860/27.7	123-268	.459	0-5	.000	77-108	.713	56	55	111	3.6	88	2	49	78	5	59	323	10.4

Erica Sanders

Season	gp-gs	min/avg	Total		3-Point		F-Throws		Rebounds				pf	fo	ast	to	blk	stl	Scoring	
			fg-fga	pct	fg-fga	pct	ft-fta	pct	off	def	tot	avg							pts	avg
2015-16	33-0	569/17.2	40-103	.388	0-7	.000	15-20	.750	39	46	85	2.6	88	2	30	33	0	33	95	2.9
2016-17	29-1	566/19.5	28-78	.359	0-1	.000	9-12	.750	45	45	90	3.1	78	3	35	21	5	42	65	2.2
2017-18	20-0	307/15.4	14-33	.424	0-1	.000	4-6	.667	12	12	24	1.2	38	0	8	22	0	31	32	1.6
2018-19	21-2	343/16.3	15-33	.455	1-2	.500	4-4	1.000	10	23	33	1.6	48	0	23	10	1	24	35	1.7
TOTAL	103-3	1785/17.3	97-247	.393	1-11	.091	32-42	.762	106	126	232	2.3	252	5	96	86	6	130	227	2.2

Unique Thompson

Season	gp-gs	min/avg	Total		3-Point		F-Throws		Rebounds				pf	fo	ast	to	blk	stl	Scoring	
			fg-fga	pct	fg-fga	pct	ft-fta	pct	off	def	tot	avg							pts	avg
2017-18	27-27	811/30.0	131-271	.483	0-0	.000	49-87	.563	112	115	227	8.4	63	0	28	66	21	32	311	11.5
2018-19	31-31	960/31.0	150-262	.573	0-0	.000	79-131	.603	132	179	311	10.0	70	1	34	63	20	56	379	12.2
TOTAL	58-58	1771/30.5	281-533	.527	0-0	.000	128-218	.587	244	294	538	9.3	133	1	62	129	41	88	690	11.9

Kiyae' White

Season	gp-gs	min/avg	Total		3-Point		F-Throws		Rebounds				pf	fo	ast	to	blk	stl	Scoring	
			fg-fga	pct	fg-fga	pct	ft-fta	pct	off	def	tot	avg							pts	avg
2018-19	28-0	196/7.0	14-37	.378	0-0	.000	8-14	.571	23	28	51	1.8	25	0	9	10	1	2	36	1.3
TOTAL	28-0	196/7.0	14-37	.378	0-0	.000	8-14	.571	23	28	51	1.8	25	0	9	10	1	2	36	1.3

2018-19 Auburn Women's Basketball
Auburn Season/Career Statistics (as of Mar 11, 2019)
All games

SEASON STATISTICS

CAREER STATISTICS

SUMMARY	gp-gs	min/g	fg%	3fg%	ft%	r/g	a/g	stl	blk	pts/g	gp-gs	min/g	fg%	3fg%	ft%	r/g	a/g	stl	blk	pts/g
Janiah McKay	31-31	31.5	.396	.239	.795	2.2	4.1	67	2	13.8	125-111	29.7	.383	.251	.771	2.4	3.5	221	7	13.0
Daisa Alexander	31-31	27.7	.394	.368	.691	3.1	1.8	72	2	12.6	80-43	21.5	.385	.345	.716	2.4	1.2	161	5	10.4
Unique Thompson	31-31	31.0	.573	.000	.603	10.0	1.1	56	20	12.2	58-58	30.5	.527	.000	.587	9.3	1.1	88	41	11.9
Crystal Primm	31-31	27.7	.459	.000	.713	3.6	1.6	59	5	10.4	31-31	27.7	.459	.000	.713	3.6	1.6	59	5	10.4
Emari Jones	13-13	29.5	.390	.351	.833	4.5	1.5	17	3	9.8	73-29	18.1	.353	.308	.788	2.6	0.7	61	7	4.9
Robyn Benton	31-0	14.6	.388	.380	.706	1.3	0.6	32	3	6.0	31-0	14.6	.388	.380	.706	1.3	0.6	32	3	6.0
Brooke Moore	24-0	12.1	.315	.307	1.000	1.1	0.4	11	1	5.5	24-0	12.1	.315	.307	1.000	1.1	0.4	11	1	5.5
Erin Howard	30-16	20.2	.333	.260	.833	2.9	1.1	26	17	3.6	30-16	20.2	.333	.260	.833	2.9	1.1	26	17	3.6
Abigayle Jackson	28-0	9.8	.540	.222	.750	1.9	0.1	11	17	2.7	56-12	9.7	.467	.152	.609	1.8	0.1	21	39	2.4
Erica Sanders	21-2	16.3	.455	.500	1.000	1.6	1.1	24	1	1.7	103-3	17.3	.393	.091	.762	2.3	0.9	130	6	2.2
Kiyae' White	28-0	7.0	.378	.000	.571	1.8	0.3	2	1	1.3	28-0	7.0	.378	.000	.571	1.8	0.3	2	1	1.3
Natalie Kelly	12-0	4.1	.200	.000	.375	0.8	0.0	2	2	0.4	12-0	4.1	.200	.000	.375	0.8	0.0	2	2	0.4

SCORING	fg-fga	fg%	3fg-fga	3fg%	ft-fta	ft%	pts	pts/g	fg-fga	fg%	3fg-fga	3fg%	ft-fta	ft%	pts	pts/g
Janiah McKay	142-359	.396	17-71	.239	128-161	.795	429	13.8	559-1460	.383	73-291	.251	437-567	.771	1628	13.0
Daisa Alexander	143-363	.394	57-155	.368	47-68	.691	390	12.6	309-803	.385	99-287	.345	111-155	.716	828	10.4
Unique Thompson	150-262	.573	0-0	.000	79-131	.603	379	12.2	281-533	.527	0-0	.000	128-218	.587	690	11.9
Crystal Primm	123-268	.459	0-5	.000	77-108	.713	323	10.4	123-268	.459	0-5	.000	77-108	.713	323	10.4
Emari Jones	46-118	.390	26-74	.351	10-12	.833	128	9.8	120-340	.353	66-214	.308	52-66	.788	358	4.9
Robyn Benton	64-165	.388	35-92	.380	24-34	.706	187	6.0	64-165	.388	35-92	.380	24-34	.706	187	6.0
Brooke Moore	45-143	.315	31-101	.307	10-10	1.000	131	5.5	45-143	.315	31-101	.307	10-10	1.000	131	5.5
Erin Howard	42-126	.333	20-77	.260	5-6	.833	109	3.6	42-126	.333	20-77	.260	5-6	.833	109	3.6
Abigayle Jackson	34-63	.540	2-9	.222	6-8	.750	76	2.7	57-122	.467	5-33	.152	14-23	.609	133	2.4
Erica Sanders	15-33	.455	1-2	.500	4-4	1.000	35	1.7	97-247	.393	1-11	.091	32-42	.762	227	2.2
Kiyae' White	14-37	.378	0-0	.000	8-14	.571	36	1.3	14-37	.378	0-0	.000	8-14	.571	36	1.3
Natalie Kelly	1-5	.200	0-0	.000	3-8	.375	5	0.4	1-5	.200	0-0	.000	3-8	.375	5	0.4

TOTALS	o-reb	d-reb	t-reb	pf	fo	ast	to	a/to	o-reb	d-reb	t-reb	pf	fo	ast	to	a/to
Janiah McKay	14	55	69	68	1	128	74	1.7	56	240	296	265	5	442	362	1.2
Daisa Alexander	22	75	97	70	2	56	57	1.0	48	142	190	161	2	96	146	0.7
Unique Thompson	132	179	311	70	1	34	63	0.5	244	294	538	133	1	62	129	0.5
Crystal Primm	56	55	111	88	2	49	78	0.6	56	55	111	88	2	49	78	0.6
Emari Jones	26	33	59	23	0	20	27	0.7	83	109	192	126	4	49	84	0.6
Robyn Benton	16	25	41	40	0	18	15	1.2	16	25	41	40	0	18	15	1.2
Brooke Moore	7	19	26	14	0	10	16	0.6	7	19	26	14	0	10	16	0.6
Erin Howard	25	61	86	53	0	34	23	1.5	25	61	86	53	0	34	23	1.5
Abigayle Jackson	17	37	54	65	3	4	20	0.2	31	71	102	112	4	5	36	0.1
Erica Sanders	10	23	33	48	0	23	10	2.3	106	126	232	252	5	96	86	1.1
Kiyae' White	23	28	51	25	0	9	10	0.9	23	28	51	25	0	9	10	0.9
Natalie Kelly	6	4	10	4	0	0	8	0.0	6	4	10	4	0	0	8	0.0