



2023 AUBURN BASEBALL

AUBURN ATHLETICS COMMUNICATIONS: 392 SOUTH DONAHUE DRIVE || AUBURN, AL 36849 || AUBURNTIGERS.COM || @AUBURN_BASEBALL

2023 SCHEDULE

Day	Date	Opponent	Time/Result
FRI	FEB. 17	INDIANA	W, 8-4
SAT	FEB. 18	INDIANA	W, 6-1
SUN	FEB. 19	INDIANA	L, 2-11
Tue	Feb. 21	vs. North Alabama	W, 13-1 (7)
FRI	FEB. 24	USC	6 PM
SAT	FEB. 25	USC	2 PM
SUN	FEB. 26	USC	12 PM
WED	MAR. 1	FLORIDA A&M	6 PM
FRI	MAR. 3	LIPSCOMB	6 PM
SAT	MAR. 4	LIPSCOMB	2 PM
SUN	MAR. 5	LIPSCOMB	1 PM
TUE	MAR. 7	UAB	6 PM
Wed	Mar. 8	at Jacksonville State	6 pm
FRI	MAR. 10	SOUTHEASTERN	6 PM
SAT	MAR. 11	SOUTHEASTERN	2 PM
SUN	MAR. 12	SOUTHEASTERN	1 PM
TUE	MAR. 14	GEORGIA TECH	6 PM
Fri	Mar. 17	at Arkansas*	6:30 pm
Sat	Mar. 18	at Arkansas*	2 pm
Sun	Mar. 19	at Arkansas*	2 pm
Tue	Mar. 21	vs. South Alabama	6 pm
THU	MAR. 23	GEORGIA*	6 PM
FRI	MAR. 24	GEORGIA*	6 PM
SAT	MAR. 25	GEORGIA*	2 PM
TUE	MAR. 28	NORTH ALABAMA	6 PM
Fri	Mar. 31	at Florida*	5:30 pm
Sat	Apr. 1	at Florida*	5:30 pm
Sun	Apr. 2	at Florida*	12 pm
Tue	Apr. 4	at UAB	6 pm
THU	APR. 6	TEXAS A&M*	7 PM
FRI	APR. 7	TEXAS A&M*	6 PM
SAT	APR. 8	TEXAS A&M*	4 PM
Tue	Apr. 11	at Georgia Tech	5 pm
Fri	Apr. 14	at Alabama*	TBA
Sat	Apr. 15	at Alabama*	TBA
Sun	Apr. 16	at Alabama*	TBA
TUE	APR. 18	SAMFORD	6 PM
FRI	APR. 21	MISSISSIPPI STATE*	6 PM
SAT	APR. 22	MISSISSIPPI STATE*	2 PM
SUN	APR. 23	MISSISSIPPI STATE*	1 PM
TUE	APR. 25	TROY	6 pm
Fri	Apr. 28	at South Carolina*	6 pm
Sat	Apr. 29	at South Carolina*	3 pm
Sun	Apr. 30	at South Carolina*	11 am
FRI	MAY 5	LSU*	6 PM
SAT	MAY 6	LSU*	8 PM
SUN	MAY 7	LSU*	1 PM
Tue	May 9	at Samford	6 pm
Thu	May 11	at Ole Miss*	7 pm
Fri	May 12	at Ole Miss*	6:30 pm
Sat	May 13	at Ole Miss*	2 pm
TUE	MAY 16	JACKSONVILLE STATE	6 PM
THU	MAY 18	MISSOURI*	6 PM
FRI	MAY 19	MISSOURI*	6 PM
SAT	MAY 20	MISSOURI*	2 PM

POSTSEASON		
May 23-28	SEC Tournament	TBA
June 2-5	NCAA Regionals	TBA
June 9-12	NCAA Super Regionals	TBA
June 16-26	College World Series	TBA

Home games in **BOLD CAPS**

All home games at Plainsman Park | All times central

* SEC game

GAMES 5-7

AUBURN, ALA. (Samford Stadium-Hitchcock Field at Plainsman Park)



#17 AUBURN TIGERS (3-1, 0-0 SEC)

Head Coach: Butch Thompson (Birmingham-Southern, 1992)

Career Record: 264-186 (9th season) | Record at Auburn: 225-165 (8th season)

VS.



USC TROJANS (3-1, 0-0 PAC-12)

Head Coach: Andy Stankiewicz (Pepperdine, 1986)

Career Record: 344-240-2 (12th season) | Record at USC: 3-1 (1st season)

» QUICK HITTERS

- Auburn is 3-1 or better through four games for the sixth straight season under Butch Thompson.
- Bryson Ware is 10-for-15 with five extra-base hits through four games. He has multiple hits in all four contests and ranks top five in the league in average (.667), hits (10) and doubles (4).
- SEC Co-Freshman of the Week Ike Irish is 9-for-16 with three doubles and four RBI in his first four games in an Auburn uniform. He has multiple hits in three of the first four contests.
- Auburn's pitching trio of Konner Copeland, John Armstrong and Chase Isbell didn't walk a batter and struck out 12 in 7.0 innings vs. North Alabama Tuesday.
- Armstrong and Isbell were both named to the NCBWA Stopper of the Year Award Watch List.
- In five regular season, non-conference starts since the beginning of last season, Joseph Gonzalez is 3-0 with a 1.31 ERA in 20.2 innings pitched.
- This weekend marks the first meeting between Auburn and USC.
- Friday is Auburn's sixth matchup vs. a Pac-12 foe in the last 12 games dating back to 2022 (4-1).

PITCHING MATCHUP

AUBURN		USC	
FRI	SO RHP Chase Allsup (0-0, 9.00)	vs.	JR RHP Tyler Stromsborg (0-0, 5.06)
SAT	JR RHP Joseph Gonzalez (1-0, 0.00)	vs.	JR RHP Jaden Agassi (1-0, 1.42)
SUN	TBA	vs.	R-FR RHP Eric Hammond (0-0, 3.00)

GAME INFO

Date: Friday-Sunday, Feb. 24-26, 2023
Game Time: 6 p.m. / 2 p.m. / 12 p.m.
Site: Auburn, Ala. / Plainsman Park (4,096)
TV: SEC Network+ (Sat/Sun)
Talent: Radio Passthrough
Radio: 95.9 FM | AuburnTigers.com
Talent: Brad Law, Paul Ellen (1/2), Andy Burcham (3)
Live Stats: StatBroadcast.com
Twitter Updates: @AuburnBaseball
Postgame Recap: AuburnTigers.com
Series History: Never met
Auburn: Never met
Los Angeles: Never met
Neutral: Never met
Last Meeting: Never met
Streak: N/A

AUBURN

3-1, 0-0 SEC

Team Leaders

Batting Average:	SR IF Bryson Ware (.667)
Runs:	Four tied (5)
2B:	SR IF Bryson Ware (4)
HR:	GR OF Justin Kirby (2)
RBI:	R-SR OF Bobby Peirce (6)
Stolen Bases:	SR C Nate LaRue (1-1)

USC

3-1, 0-0 PAC-12

Team Leaders

Batting Average:	Two tied (.500)
Runs:	Three tied (7)
2B:	SR IF Nick Lopez (3)
HR:	SR IF Nick Lopez (3)
RBI:	Two tied (7)
Stolen Bases:	JR OF Carson Wells (2-2)

POTENTIAL STARTING LINEUP

Pos.	#	Player	AVG	AB	R	H	2B	3B	HR	RBI	SB-SBA	BB
C	24	Nate LaRue	.000	10	0	0	0	0	0	0	1-1	2
1B	16	Cam Hill	.333	3	1	1	0	0	0	2	0-0	1
2B	1	Caden Green	.286	7	3	2	0	0	0	1	0-0	2
3B	8	Bryson Ware	.667	15	2	10	4	0	1	5	0-0	0
SS	7	Cole Foster	.100	10	0	1	0	0	0	1	0-0	6
LF	27	Bobby Peirce	.389	18	5	7	1	0	1	6	0-0	0
CF	5	Kason Howell	.250	16	2	4	1	0	0	1	0-0	0
RF	14	Justin Kirby	.182	11	4	2	0	0	2	3	0-0	7
DH	18	Ike Irish	.563	16	5	9	3	0	0	4	0-0	2



AUBURN'S RECORD WHEN...

	2023	Under Thompson
Overall	3-1	225-165
SEC	0-0	79-100
Non-Conference	3-1	125-48
Postseason	0-0	21-17
Home	2-1	148-73
Away	0-0	52-69
Neutral	1-0	21-20
Current streak	W1	W1
Last 5 games	3-1	3-1
Last 10 games	--	--

Situational:

AU scores first	3-0	149-54
Opp. scores first	0-1	76-111
AU scores 4+ runs	3-0	204-73
AU scores 3 runs or less	0-1	21-92
AU leads after 7 innings	3-0	183-16
8 innings	2-0	204-14
AU trails after 7 innings	0-1	16-121
8 innings	0-1	7-130
Game tied after 7 innings	0-0	21-24
8 innings	0-0	6-15
Extra Innings	0-0	11-18
1-run games	0-0	46-44
2-run games	0-0	2-17
3-run games	0-0	24-23
Games decided by 5+ runs	2-1	102-50
vs. LH Starter	2-0	68-51
vs. RH Starter	1-1	158-113
More hits than opponent	3-0	166-29
Fewer hits than opponent	0-1	37-125
Hits are tied	0-0	20-12
AU has 10+ hits	2-0	138-62
Opp. has 10+ hits	0-1	53-102
Hit a home run	2-1	146-71
Opp. hits a home run	1-1	100-108
AU quality start	0-0	68-22
Opp. quality start	0-0	26-59
AU commits no errors	1-1	101-42
Opp. commits no error	1-1	63-83

By Day:

Sunday	0-1	35-31
Monday	0-0	3-2
Tuesday	1-0	46-18
Wednesday	0-0	18-7
Thursday	0-0	8-16
Friday	1-0	53-38
Saturday	1-0	58-50
Day Games (first pitch before 6 p.m.)	2-1	124-87
Night Games (first pitch after 6 p.m.)	1-0	101-78
Doubleheaders	0-0	26-16

By Month:

February	3-1	48-15
March	0-0	74-41
April	0-0	51-49
May	0-0	34-47
June	0-0	16-10

By Jersey:

White	1-0	58-33
Blue	1-0	44-33
Orange	0-0	49-35
Gray	0-0	28-38
Pinstripes	0-1	35-24
Cream Throwback	1-0	9-2

UNIVERSITY INFORMATION

Location	Auburn, Ala.
Enrollment	31,526
Founded	October 1, 1856
Nickname	Tigers
Colors	Burnt Orange and Navy Blue
President	Dr. Christopher B. Roberts
Athletics Director	John Cohen
Conference	Southeastern (SEC West)
Stadium / Capacity	Samford Stadium-Hitchcock Field at Plainsman Park / 4,096
Ticket Office Phone	855-282-2010

BASEBALL COACHING / SUPPORT STAFF

Head Coach	Butch Thompson (Birmingham-Southern, 1992)
Record at Auburn / Seasons	225-165 (.577) / 8th
Career Coaching Record / Seasons	264-186 (.587) / 9th
Assistant Coach	Karl Nonemaker (Vanderbilt, 2002)
Assistant Coach	Gabe Gross (Auburn, 2012)
Pitching Coach	Daron Schoenrock (Tennessee Tech, 1984)
Director of Player Development	Aaron Everett (UT Martin, 2012)
Director of Operations	Greg Drye (Southern Miss, 1998)
Athletic Trainer	Anthony Sandersen (South Dakota State, 2004)
Strength & Conditioning	Chris Joyner (Minnesota State - Mankato, 2001)

PROGRAM HISTORY

Modern Era Program Record (since 1949)	2,034-1,398-4 (.592)
College World Series Appearances / Last	6 / 2022
College World Series Record	4-12 (.250)
NCAA Regional Appearances / Last	23 / 2022
NCAA Regional Record	54-45 (.545)
NCAA Super Regional Appearances / Last	4 / 2022
NCAA Super Regional Record	5-6 (.455)
Last Postseason Opponent	Arkansas / 2022 College World Series
Result	Lost, 11-1

POSTSEASON HISTORY

College World Series Appearances: 6 (1967, 1976, 1994, 1997, 2019, 2022)

Super Regional Appearances: 4 (1999, 2018, 2019, 2022)

NCAA Regional Appearances: 23 (1963, 1967, 1976, 1978, 1987, 1989, 1993-95, 1997-2003, 2005, 2010, 2015, 2017, 2018, 2019, 2022)

NCAA Regional Titles: 8 (1967, 1976, 1994, 1997, 1999, 2018, 2019, 2022)

MEDIA RELATIONS

Baseball Contact: George Nunnelley, Asst. Director - Athletics Comm.

Cell: 502-609-9982

Email: gnnunnelley@auburn.edu

Twitter: @gnunnelley

Associate AD: Kirk Sampson

2023 AUBURN BASEBALL ROSTER

No.	Name	Pos.	Cl.	B/T	Ht.	Wt.	Exp.	Hometown (Previous School)
1	Caden Green	IF	Jr.	R/R	5-11	164	JC	Tulsa, Okla. (Seminole State)
2	Josh Hall	OF	Gr.	L/R	5-9	174	2L	Homewood, Ala. (Ole Miss)
3	Chris Stanfield	OF	Fr.	R/R	6-1	189	FR	Tallahassee, Fla. (Chiles)
4	Carter Wright	C	Jr.	R/R	6-0	195	JC	Blairsville, Ga. (Iowa Western)
5	Kason Howell	OF	5th	R/R	6-0	178	4L	Argyle, Texas (Liberty Christian)
6	Ryan Dyal	C	R-Jr.	L/R	5-10	197	2L	Senoia, Ga. (East Coweta)
7	Cole Foster	IF	Jr.	S/R	6-1	193	2L	Plano, Texas (Plano Senior)
8	Bryson Ware	IF/OF	Sr.	R/R	6-2	193	2L	Madison, Miss. (Pearl River)
9	Brody Moss	IF	So.	L/R	5-11	183	1L	Helena, Ala. (Helena)
10	Brody Wortham	IF	Gr.	R/R	6-1	187	TR	Wedowee, Ala. (West Georgia)
11	Gavin Miller	IF	Fr.	R/R	5-11	192	HS	Oakdale, Pa. (West Allegheny)
12	Drew Nelson	LHP/OF	Fr.	L/L	5-11	198	HS	Troy, Ala. (Pike Liberal Arts)
14	Justin Kirby	OF	Gr.	R/R	5-11	203	TR	Alpharetta, Ga. (Kent State)
16	Cam Hill	IF	Jr.	L/L	6-4	219	2L	Madison, Ala. (Bob Jones)
17	Trevor Horne	RHP	R-Fr.	L/R	6-3	203	RS	Phenix City, Ala. (Glenwood Academy)
18	Ike Irish	C	Fr.	L/R	6-2	202	HS	Hudsonville, Mich. (St. Mary's Prep)
20	Tommy Sheehan	LHP	Gr.	L/L	6-0	210	1L	Brielle, N.J. (Notre Dame)
21	Tommy Vail	LHP	Gr.	R/L	5-11	190	TR	Seattle, Wash. (Notre Dame/TCU)
22	Hayden Murphy	RHP/IF	Fr.	R/R	6-3	185	HS	Chula, Ga. (Tiftarea Academy)
23	Parker Carlson	RHP	So.	R/R	6-1	184	1L	Mobile, Ala. (Faith Academy)
24	Nate LaRue	C	Sr.	R/R	6-3	223	3L	Mobile, Ala. (McGill-Toolen)
25	Tanner Bauman	LHP	Jr.	L/L	6-4	208	JC	Jacksonville, Fla. (St. John's River State)
26	Cooper McMurray	IF	R-So.	L/L	6-3	258	TR	Tulsa, Okla. (Kansas)
27	Bobby Peirce	OF	R-Sr.	R/R	6-0	183	2L	Scottsdale, Ariz. (South Mountain)
28	Elliott Bray	RHP	Fr.	R/R	6-0	219	HS	Hartselle, Ala. (Hartselle)
29	Christian Herberholz	RHP	R-Jr.	R/R	5-11	197	JC	Scottsboro, Ala. (Southern Union)
31	Mike Bello	OF	So.	L/L	6-0	203	1L	Oak Ridge, N.J. (Pope John XXIII)
33	Will Cannon	RHP	So.	R/R	6-1	187	JC	Phenix City, Ala. (Northwest Florida State)
37	Mason Land	IF	Sr.	L/R	5-10	181	1L	Cantonment, Fla. (Chattahoochee Valley)
41	John Armstrong	RHP	So.	R/R	5-11	225	1L	Marietta, Ga. (Harrison)
43	Chase Isbell	RHP	Sr.	R/R	6-2	210	1L	Springville, Ala. (Samford)
44	Ryan Olson	RHP	Fr.	R/R	6-1	206	HS	Auburn, Ala. (Auburn)
45	Joseph Gonzalez	RHP	Jr.	R/R	6-4	233	2L	Humacao, P.R. (Leadership Christian Academy)
46	Chase Allsup	RHP	So.	R/R	6-1	238	1L	Dothan, Ala. (Dothan)
47	Cameron Keshock	RHP	Fr.	R/R	6-6	215	HS	Spanish Fort, Ala. (Spanish Fort)
51	Ty Mauldin	IF	Jr.	L/R	6-0	196	JC	Trussville, Ala. (Snead State)
54	Konner Copeland	LHP	Sr.	L/L	6-2	178	1L	Mobile, Ala. (Pensacola State)
77	Zach Crotchfelt	LHP	Fr.	L/L	6-2	210	HS	Jackson, N.J. (Jackson Memorial)

COACHES & STAFF

30	Butch Thompson	Head Coach
36	Karl Nonemaker	Assistant Coach
39	Gabe Gross	Assistant Coach
40	Daron Schoenrock	Pitching Coach
	Aaron Everett	Director of Player Development
	Greg Drye	Director of Operations
	Sara Elizabeth Jackson	Special Assistant to the Head Coach
	Chris Joyner	Strength & Conditioning
	Anthony Sandersen	Athletic Trainer
	Wyn Grantham	Athletic Trainer Intern

PRONUNCIATION GUIDE

Tanner BAUMAN BOW-man (of a boat)
 Ryan DYAL.....DIAL
 KASON Howell..... KAY-son
 Chase ISBELL.....IZ-bull
 Cameron KESHOCK..... KEY-shock
 Ty MAULDIN MALL-den
 Daron SCHOENROCK SHOW-in-rock
 Brody WORTHAM WORTH-um

30 BUTCH THOMPSON HEAD COACH

THE AUBURN SKIPPER

- Nine College World Series appearances / 18 postseason appearances
- 2013 National Runner-up (Mississippi State)
- 2001 National Champion (Birmingham-Southern)
- 2014 Baseball America/ABCA National Assistant Coach of the Year
- 2006 FCA Coach of the Year
- Coached 20 pitchers who went on to pitch in the Major Leagues
- Recruited and coached 38 pitchers who were drafted out of college that weren't drafted out of high school

Butch Thompson enters his eighth season at the helm of the program in 2023, posting a record of 222-164 in his first seven seasons. He has led the program to the College World Series in two of the last three postseasons.

Butch Thompson was named Auburn's head baseball coach on October 22, 2015 and enters his eighth season with the Tigers in 2023.

Thompson has returned the Tigers to prominence in seven seasons on The Plains as he has guided the team to a 222-164 overall record and has advanced to the NCAA Tournament four of the last five postseasons, including three Super Regional appearances in the last four years and two trips to the College World Series in the last three postseasons.

Thompson, who spent three seasons as an assistant coach and recruiting coordinator at Auburn from 2006-08, returned to The Plains after seven seasons at Mississippi State as both associate head coach and pitching coach.

A native of Amory, Miss., Thompson has coached 33 Division I All-Americans and 43 all-conference performers. He has seen 20 of his former pitchers called up to Major League Baseball, including 14 since 2014. Thompson has also turned 38 pitchers who went undrafted out of high school into MLB draft picks.

Along with his pitching pedigree, Thompson is also considered one of the top recruiters in the country. Since 2003, he has secured 15 recruiting classes that were ranked in the top 10 by either Baseball America or Perfect Game, including the program record No. 4 class in 2017 and No. 5 class in 2022. His classes signed from 2006-08 at Auburn each ranked in the top 18 nationally.

In 30 years of coaching at the collegiate level, including 21 in the Southeastern Conference, Thompson has coached nine College World Series participants, including leading the Tigers to the program's first trip to the College World Series in 22 years in 2019 and taking the team back for the second time in three seasons in 2022. Auburn is one of six programs to appear in two of the last three College World Series, and Thompson is one of five active SEC coaches who have taken their program to a pair of College World Series in a three-year span. Thompson has also coached one national champion and a national runner-up, won nine conference championships and made 18 postseason appearances.

Thompson was named the 2006 Fellowship of Christian Athletes SEC Coach of the Year while at Auburn and the 2014 Baseball America and American Baseball Coaches Association (ABCA) National Assistant Coach of the Year while at Mississippi State.

During his tenure with the Tigers, Thompson has led the team to three straight NCAA Tournament appearances from 2017-19 for the first time since 2001-03, including back-to-back super regionals in 2018 and 2019 for the first time in program history. Auburn has finished five of Thompson's seven seasons in the top 25, including three in the top 10. The No. 5 national ranking to finish 2022 was tied for the second highest mark in program history.

The 2022 season marked one of the most successful in recent program history as the Tigers went 43-22 overall and 16-13 in SEC play. The 43 wins were tied for the most since 1999, and the winning conference record marked the Tigers' third under Thompson after doing so just once from 2004-15.

Auburn went 37-18 in the regular season and lost back-to-back games on just three occasions before being selected as a regional host for the first time since 2010. The Tigers swept Southeastern, Florida State and UCLA in the regional, outscoring them 51-18 in the process, before becoming the first team to defeat Oregon State in a home super regional by taking down the Beavers in a dramatic winner-take-all game three. Auburn moved on to Omaha and defeated Stanford 6-2 to secure the program's first College World Series win since 1997.

In seven seasons at MSU, Thompson made four NCAA regional trips, two Super



Regionals, won the SEC Tournament and advanced to the College World Series finishing as NCAA runner-up in 2013. In three of his last four seasons in Starkville, the Bulldogs' staff ERA finished no higher than 3.06. Thompson's 2013 pitching staff was one of two nationally to finish in the top 15 in ERA, strikeouts per nine innings and hits allowed per nine innings.

In addition to his experience at Auburn and Mississippi State, Thompson also spent four seasons at Georgia from 2002-05, including a trip to the College World Series in 2004. While there, he guided the development of future Major Leaguers Josh Fields, Mitchell Boggs and Brooks Brown.

Thompson launched his coaching career as pitching coach and top assistant at Huntingdon College (Ala.) in 1993, before returning to his alma mater in Birmingham, where he helped lead the Panthers to back-to-back Southern States Conference Championships and in 1995 coached BSC to its first NAIA World Series berth.

Thompson left BSC briefly to serve as head coach at Jefferson State Community College in Birmingham in 1997. While at JSCC, he was honored as the Regional Tournament Coach of the Year, the ABCA Alabama Junior College Coach of the Year and the Southeast Region Coach of the Year after guiding JSCC to a 39-21 mark, the AJCAA Region 22 State Championship and a third-place finish in the NJCAA Division II World Series.

He returned to Birmingham-Southern as top assistant the following season, beginning a four-year run during the most successful span in BSC baseball history. The Panthers won 196 games and four TranSouth Conference Championships and made three-consecutive appearances in the NAIA World Series. BSC's 2001 team posted a school-best 55-11 mark and captured the NAIA National Championship.

In 2002, Thompson joined the SEC baseball coaching fraternity as a pitching coach and recruiting coordinator at Georgia and has been a part of the league for the past 17 seasons.

Thompson currently serves as the large-school representative for the Alabama Baseball Coaches Association and is an All-American committee member representing the South region for the ABCA.

Thompson prepped at Amory (Miss.) High School and later starred as a pitcher at Itawamba (Miss.) Community College from 1989-90. He is a member of both the ICC Athletic Hall of Fame (Class of 2014) and MACCC Hall of Fame (Class of 2021).

Thompson earned a Bachelor's Degree in History at BSC in 1992 and completed a Master's Degree in Sports Administration at UAB in 1996. He is married to the former Robin Ashe of Birmingham, Ala., and they are the parents of three daughters --- Anna, Olivia and Madelyn Gail.

NATIONAL POLLS

NEWS & NOTES

BASEBALL AMERICA

Feb. 20

1. LSU*
2. Florida*
3. Stanford
4. Louisville
5. Vanderbilt
6. Tennessee
7. Texas A&M*
8. Wake Forest
9. Ole Miss*
10. TCU
11. Arkansas*
12. Miami
13. UCLA
14. Virginia Tech
15. Maryland
16. North Carolina
17. Virginia
18. Southern Miss
19. Oregon State
20. Oregon
21. Oklahoma State
22. Texas Tech
23. **AUBURN**
24. East Carolina
25. N.C. State

D1 BASEBALL

Feb. 20

1. LSU*
2. Stanford
3. Tennessee
4. Ole Miss*
5. Texas A&M*
6. Wake Forest
7. Florida*
8. TCU
9. Arkansas*
10. Vanderbilt
11. East Carolina
12. North Carolina
13. Maryland
14. Virginia Tech
15. Oklahoma State
16. Louisville
17. UCLA
18. Southern Miss
19. Virginia
20. Alabama*
21. N.C. State
22. Miami
23. South Carolina*
24. Texas Tech
25. Oregon

USA TODAY

Preseason

1. LSU*
2. Tennessee
3. Stanford
4. Texas A&M*
5. Florida*
6. Arkansas*
7. Ole Miss*
8. Oklahoma State
9. Vanderbilt
10. Wake Forest
11. Louisville
12. North Carolina
13. East Carolina
14. Maryland
15. UCLA
16. Virginia Tech
17. TCU
18. Miami
19. Southern Miss
20. Virginia
21. Texas Tech
22. N.C. State
23. Oregon State
24. Texas
25. Oregon

NCBWA

Feb. 20

1. LSU*
2. Stanford
3. Florida*
4. Texas A&M*
5. Ole Miss*
6. Wake Forest
7. Arkansas*
8. TCU
9. Vanderbilt
10. Louisville
11. Tennessee
12. East Carolina
13. UCLA
14. North Carolina
15. Southern Miss
16. Maryland
17. Virginia
18. Virginia Tech
19. Oklahoma State
20. Texas Tech
21. Alabama*
22. N.C. State
23. Miami
24. Oregon
25. South Carolina*

PERFECT GAME

Feb. 20

1. LSU*
2. Stanford
3. Arkansas*
4. Wake Forest
5. Tennessee
6. Ole Miss*
7. Louisville
8. Florida*
9. TCU
10. Texas A&M*
11. UCLA
12. Vanderbilt
13. Miami
14. North Carolina
15. Virginia Tech
16. Texas Tech
17. **AUBURN**
18. Virginia
19. Oregon
20. Southern Miss
21. N.C. State
22. Maryland
23. Oregon State
24. Texas State
25. Oklahoma State

COLLEGIATE BASEBALL

Feb. 20

1. LSU*
2. Florida*
3. Stanford
4. Texas A&M*
5. Louisville
6. Wake Forest
7. Arkansas*
8. Miami
9. Vanderbilt
10. UCLA
11. Tennessee
12. TCU
13. North Carolina
14. U.C. Santa Barbara
15. Virginia
16. Oklahoma State
17. Texas Tech
18. Southern Miss
19. Oregon
20. East Carolina
21. Ole Miss*
22. Georgia Tech*
23. Maryland
24. Mississippi State*
25. Florida State

AUBURN IN THE POLLS

BA D1 CB NC PG USA

Pre. 22 NR NR NR 17 NR
2/20 22 NR NR NR 17 --

SCOUTING THE TROJANS

- Led by first-year head coach Andy Stankiewicz, USC is off to a 3-1 start in 2023 after sweeping Marist last weekend, outscoring the opponent 37-12, before dropping a midweek contest vs. UC Irvine Tuesday.
- Offensively, the Trojans are hitting .316 as a team, led by a pair of hitters in Nick Lopez and Ryan Jackson with a .500 average. Lopez also leads the way from a power standpoint with three homers and seven RBI.
- On the mound, USC has turned in a 3.50 ERA with 45 strikeouts in 36.0 innings. The starting rotation turned in a combined 3.07 ERA last weekend.

ROSTER AT A GLANCE

- Auburn's 2023 roster consists of 18 returners and 20 newcomers, including 10 freshmen and 10 transfers (four four-year, six JUCO).
- Seventeen of the 20 newcomers - eight position players, nine pitchers - made their Auburn debuts against Indiana.

LEGACY LEADERS

- Seniors Kason Howell, Nate LaRue and Bobby Peirce have been voted by their coaches and teammates as the Legacy Group for the 2023 season.
- It marks the second straight year Howell has been a member of the Legacy Group.

THE ROAD TO OMAHA

- Auburn advanced to the College World Series for the second time in the last three postseasons in 2022.
- The Tigers hosted a regional for the first time in 12 years and swept the likes of Southeastern, Florida State and UCLA by a combined score of 51-18, marking the most runs by a SEC team in a three-game regional.
- The team then became the first program to defeat Oregon State in a home super regional, and secured the program's first win in Omaha since 1997 with a 6-2 win against Stanford.

HOME SWEET HOME

- Auburn went 25-9 at Plainsman Park in 2022, tied for the second most home wins in a season in the last 20 years, and won 13 of its final 15 home games.
- The Tigers went 16-4 vs. non-conference competition at home last season and are 74-18 (.804) in non-conference home games since 2018.

BEWARE OF B. WARE

- Bryson Ware is 10-for-15 with five extra-base hits in the first four games of the season and has multiple hits in all four contests, including three hits apiece in the last two.
- Ware ranks top five in the SEC in average, hits and doubles and top 10 in the NCAA in the first two categories.

MORE THAN LUCK OF THE IRISH

- Ike Irish was named the SEC Co-Freshman of the Week after his performance against Indiana, becoming the first Auburn player to earn SEC Freshman of the Week honors coming off his Auburn debut.
- He is 9-for-16 with three doubles and four RBI in his first four games in an Auburn uniform.
- Irish has collected a hit in all four contests and has multiple hits in three of his first four.

CONSISTENCY IS KEY

- Despite having the No. 6 strength of schedule in 2022, Auburn didn't lose more than back-to-back games last season and dropped just two games in a row on three occasions.
- The team hasn't lost more than back-to-back games since Apr. 9-11, 2021.
- The 43 wins in 2022 were tied for the most since 1999, and the winning conference record marked the Tigers' third under Thompson after doing so just once from 2004-15.

HOWELL'S HOLDING IT DOWN

- Fifth year outfielder Kason Howell has started in 117 straight games dating back to 2021.
- With 195 career games played, Howell is 52 games shy of breaking the program record (246).
- He is also five hits shy of becoming the first Auburn player to reach the 200-hit plateau since Anfernee Grier and Jordan Ebert both did so during the 2016 season.

CAPTAIN AMERICA

- Junior pitcher Joseph Gonzalez returns to lead the pitching staff after leading Auburn with seven wins and a 3.22 ERA in 2022.
- Last year, Gonzalez became the first Auburn pitcher to turn in four straight SEC quality starts since 2018 and the first two win four straight SEC starts since 2015.
- Following the season, he represented our country with the USA Baseball Collegiate National Team, leading them to a bronze medal while not allowing an earned run or a walk in 11.2 innings of competition.

STOPPERS OF THE YEAR

- John Armstrong and Chase Isbell were two of 17 SEC pitchers named to the NCBWA Stopper of the Year Award Watch List.
- The duo has appeared in two games apiece for the Tigers this season with a combined 1.08 ERA and 11 strikeouts in 8.1 innings.
- Armstrong has retired 14 of 16 batters faced, and Isbell capped off Tuesday's win vs. North Alabama with an immaculate inning.

TOP PLAYERS AT THEIR POSITIONS

- Eight Auburn players were tabbed among the best at their respective position by D1 Baseball in the preseason.
 - Cole Foster: No. 13 shortstop
 - Joseph Gonzalez: No. 20 starting pitcher
 - Chase Isbell: No. 33 relief pitcher
 - Chase Allsup: No. 44 starting pitcher
 - Justin Kirby: No. 44 outfielder
 - Bobby Peirce: No. 62 outfielder
 - Kason Howell: No. 111 outfielder
 - Zach Crotchfelt: No. 183 starting pitcher

FAB FIVE FROSH

- Five Auburn freshmen were ranked among the top 100 freshmen in the country by Perfect Game in the preseason.
 - Zach Crotchfelt; LHP; Jackson, N.J.
 - Ike Irish; C/DH; Hudsonville, Mich.
 - Gavin Miller; IF; Oakdale, Pa.
 - Hayden Murphy; RHP; Chula, Ga.
 - Chris Stanfield; OF; Tallahassee, Fla.
- Auburn's five freshmen in the top 100 were the second most in the country.

RECRUITING RANKINGS

- The Tigers 2022 incoming class was ranked unanimously in the top 10 by Perfect Game (No. 5), Baseball America (No. 6), Collegiate Baseball (No. 8) and D1 Baseball (No. 10).
- Perfect Game's No. 5 ranking is tied for the second highest in program history, trailing only the No. 4 class from 2017.
- Auburn's next two classes for 2023 and 2024 are also ranked in the top 10 by Perfect Game.

BIG SHOES TO FILL

- The Tigers will be tasked with replacing its top four hitters - Sonny DiChiara, Blake Rambusch, Brooks Carlson and Brody Moore - and five of its top pitchers - Mason Barnett, Trace Bright, Blake Burkhalter, Hayden Mullins and Carson Skipper - from 2022.

PRESEASON PROGNOSIS

- Despite being one of six programs in the country to advance to the College World Series twice in the last three postseasons - Auburn, Arkansas, Mississippi State, Texas, Stanford and Vanderbilt - the Tigers went unranked in four of the six major preseason polls and were voted on by league head coaches to finish sixth in the SEC West.

PACK OUT PLAINSMAN PARK

- Auburn has sold out of season tickets for the third straight season (2020, 2022-23), selling a record number in advance of 2023.
- Eight of the teams 15 home SEC games are already sold out after selling out of 10 home games in 2022.
- The program shattered the previous single-season attendance record from 2004 by more than 16,000, welcoming 127,947 fans through the gates of Plainsman Park in 2022.

CONGRATS, GRADS

- Five Auburn players will wear SEC graduate patches this season - Josh Hall, Brody Wortham, Justin Kirby, Tommy Sheehan and Tommy Vail.

ACCOLADES FOR THE ASSISTANTS

- Assistant coaches Karl Nonemaker and Gabe Gross both took home hardware in 2022.
- Nonemaker was named the American Baseball Coaches Association NCAA Division I Assistant Coach of the Year and Gross earned Alabama Baseball Coaches Association Division I Assistant Coach of the Year honors.

SEC EXPERIENCE ON STAFF

- Auburn's coaching staff includes 43 years of experience as a SEC coach.
 - Butch Thompson: 21 years
 - Karl Nonemaker: 8 years
 - Gabe Gross: 7 years
 - Daron Schoenrock: 7 years

TIGERS SET FOR MLB SPRING TRAINING

- Twelve former Auburn players were invited to MLB Spring Training with their respective organizations this spring.
 - Blake Burkhalter: Atlanta Braves
 - Garrett Cooper: Miami Marlins
 - Davis Daniel: Los Angeles Angels
 - Josh Donaldson: New York Yankees
 - Bailey Horn: Chicago Cubs
 - Edouard Julien: Minnesota Twins
 - Casey Mize: Detroit Tigers
 - Daniel Robert: Texas Rangers
 - Matt Scheffler: Seattle Mariners
 - Keegan Thompson: Chicago Cubs
 - Ryan Watson: Baltimore Orioles
 - Trey Wingenter: Detroit Tigers

THE 2022 MLB DRAFT WAS A DANDY

- Auburn had eight players selected in the 2022 MLB Draft, all previously undrafted.
- The eight draft picks were the second most in program history, third most in the SEC and tied for the fifth most in the country.
- The four picks in the top five rounds were the most in program history, as were the eight picks in the top 20 rounds.
- It marked the 48th consecutive year the Tigers had at least one player selected, tied for the longest active streak in the SEC.
- It marked the program record seventh straight season Auburn had a top-five-round pick.

THOMPSON'S TENURE

- In seven years under head coach Butch Thompson, Auburn has had 36 draft picks, including 16 in the top 10 rounds and 12 in the top five rounds.
- Both top-10 and top-five rounds totals are good for the most in a seven-year span in program history.

THE LAST TIME...

BATTING SUPERLATIVES

5 hits in a game	Brody Moore vs. Florida State [5-for-5] (6/4/22)
6 hits in a game	Tyler Johnstone vs. Elon [6-for-7, 2B, 3B] (2/25/05)
Reached base 6 times	Kason Howell vs. Florida State [4-5, 2 BB] (6/4/22)
Reached base 7 times	Brody Moore vs. Florida State [5-5, 2BB] (6/4/22)
4 runs in a game	Brody Moore vs. Florida State (6/4/22)
5 runs in a game	Sonny DiChiara vs. Florida State (6/4/22)
6 runs in a game	Bryson Ware vs. Alabama A&M (2/24/21)
10-game hitting streak	Bobby Peirce, 11 games (5/8-6/4)
15-game hitting streak	Blake Rambusch, 17 games (3/5-4/1/22)
20-game hitting streak	A. Grier, 22 games, (5/31/15-3/22/16)
25-game hitting streak	Justin Fradejas, 27 games (3/23-5/7/10)
30-game hitting streak	Casey Dunn, 31 games (2/22 [G1]-4/15/97)
3 doubles in a game	Kason Howell vs. Florida State (6/4/22)
4 doubles in a game	Ken Dempsey vs. Georgia (1971)
2 triples in a game	Jay Gonzalez vs. Alabama State (2/28/12)
3 triples in a game	never
2 home runs in one game	Nate LaRue vs. Southeastern (6/3/22)
3 home runs in one game	Cole Foster vs. Southeastern (6/3/22)
7 RBI in a game	Brody Moore vs. Alabama A&M (2/24/21)
8 RBI in a game	Justin Bryant at Georgia (3/19/10)
9 RBI in a game	Cole Foster vs. Southeastern (6/3/22)
10 RBI in a game	Bob Berry vs. Huntington (4/15/82)
Grand slam home run	Cole Foster vs. Southeastern (6/3/22)
Inside-the-park home run	Kason Howell at Alabama (4/15/21)
HR to begin game	Ryan Bliss vs. #11 Ole Miss (5/25/21)
Two HR in one inning	Cole Foster vs. Southeastern [1st] (6/3/22)
HR in consecutive at-bats	Cole Foster vs. Southeastern (6/3/22)
HR in three consecutive at-bats	Edouard Julien (2/20-22/19)
HR in consecutive games	Sonny DiChiara (5/21-25/22)
HR in three consecutive games	Sonny DiChiara (5/21-6/3/22)
HR in three consecutive SEC games	Trent Mummy (4/17-23/10)
HR in four consecutive games	Sonny DiChiara (5/21-6/4/22)
HR in four consecutive SEC games	Mike Bianucci (5/2-9/08)
HR in five consecutive games	Tim Lemons (4/6-10/85)
Walk-off HR	Kason Howell vs. Yale (G1 - 2/26/22)
Pinch-hit HR	Cam Hill vs. Kentucky (3/26/22)
Pinch-hit grand slam	Edouard Julien vs. BYU (G1 - 3/3/18)
HR in first at-bat of season	Steven Williams vs. Longwood (2/17/18)
HR in both games of DH	Dylan Ingram at #7 Mississippi St. (4/29/17)
Hit for the cycle	Judd Ward [3B, 1B, HR, 2B] vs. Illinois-Chicago (G1 - 2/15/20)
Hit from both sides of plate in same inning	Cole Foster [1st inn.] vs. Southeastern (6/3/22)
Two hits in same inning	Cole Foster [HR, HR] vs. Southeastern [1st] (6/3/22)
Stole home	Josh Hall vs. Kansas State (2/20/22)
Stole two bases in a game	Blake Rambusch vs. Rhode Island (G1 - 3/5/22)
Stole three bases in a game	Anfernee Grier vs. Southern (2/26/16)
Hit by a pitch 2 times in a game	Ryan Dyal vs. UAB (3/2/22)
Hit by a pitch 3+ times in a game	Dan Glevenyak at Alabama (4) (4/11/14)
Scored 20 or more runs	21 vs. Florida State (6/4/22)
Scored 25 or more runs	25 vs. Longwood (2/17/18)
Scored 30 or more runs	33 vs. Alabama A&M (2/24/21)
Scored 5 runs in an Inning	6, vs. North Alabama (1st) (2/21/23)
Scored 6 runs in an Inning	6, vs. North Alabama (1st) (2/21/23)
Scored 7 runs in an Inning	7, vs. Florida State (4th) (6/4/22)
Scored 8 runs in an Inning	8, at UAB (5th) (3/19/19)
Scored 9 runs in an Inning	9, vs. Rhode Island (1st) (G1 - 3/5/22)
Scored 10+ runs in an Inning	11, vs. Southeastern (1st) (6/3/22)
Recorded 10+ hits in an Inning	11, vs. Furman (5th) (2/12/00)
Scored in every inning	vs. Coppin State (3/18/14)
Recorded 15-19 hits	15, vs. North Alabama (2/21/23)
Recorded 20 or more hits	20, vs. Southeastern (6/3/22)
Hit 3 or more home runs in an inning	4, vs. Southeastern [1st] (6/3/22)
Hit 3 or more home runs in a game	3, vs. Florida State (6/4/22)
Hit 5 or more home runs in a game	7, vs. Southeastern (6/3/22)
Hit 7 or more home runs in a game	7, vs. Southeastern (6/3/22)
Hit back-to-back home runs	C. Foster & S. DiChiara vs. Southeastern (1st) (6/3/22)
Hit back-to-back-to-back home runs	R. Bliss, T. Miller & R. Woley vs. Texas A&M (1st) (5/15/21)
Had 5 doubles	5, vs. Florida State (6/4/22)
Had 6 doubles	6, vs. Jacksonville State (4/21/21)
Had 7 doubles	7, vs. Chicago State (3/8/20)
Had 8 doubles	8, vs. BYU (G1 - 3/3/18)
Had 9+ doubles	11, vs. Alabama A&M (2/24/21)
Stole 5 bases in a game	5, vs. Bethune-Cookman (5/6/14)
Stole 6 bases in a game	6, vs. #21 Tennessee (3/17/19)
Stole 7 bases in a game	7, vs. Presbyterian (5/8/12)
Stole 8 bases in a game	8, vs. Alcorn State (2/22/12)
Walked 10+ times	17, vs. Florida State (6/4/22)
Did not strike out in a game	vs. Belmont (3/11/12)

PITCHING SUPERLATIVES

INDIVIDUAL	
Nine-inning no-hitter	Casey Mize vs. Northeastern (3/9/18)
Nine-inning no-hitter (combined)	Mike Mueller [2.0], Lee Carter [1.0]
	Brandon Channell [1.0], Reid Price [1.0], Andrew Skinner [1.0], Arnold Hughey [1.0], Ken Clayton [1.0], Cory Duedeit [0.2], Sean Jones [0.1] vs. UAB (3/19/02)
Seven-inning no-hitter	Jason Johnson vs. LaGrange College (4/30/91)
Nine-inning perfect game	Eric Brandon vs. Murray State (3/2/02)
Seven-inning perfect game	Jason Johnson vs. LaGrange College (4/30/91)
Nine-inning one-hitter (individual)	Keegan Thompson vs. Presbyterian (3/1/14)
Nine-inning one-hitter (combined)	Tanner Burns [7.0], Cody Greenhill [2.0] vs. Chicago State (3/6/20)
Five-inning one-hitter	Kevin Davis [3.2], Jacob Milliman [1.1], vs. Radford (2/22/15)
Nine-inning two-hitter	Tanner Burns [9.0] vs. Cincinnati (3/1/19)
Complete game	Joseph Gonzalez vs. #12 Vanderbilt (4/10/22)
Complete game shutout	Jack Owen vs. UTSA (3/9/19)
Consecutive complete games	K. Thompson vs. Arkansas & LSU (4/4 & 4/11/15)
Struck out 10 batters	10 Mason Barnett vs. UCLA (6/5/22)
Struck out 11 batters	11 by Jordan Armstrong vs. Yale (2/25/22)
Struck out 12 batters	12 by Casey Mize at Kentucky (3/23/18)
Struck out 13 batters	13 by Casey Mize vs. Texas A&M (3/16/18)
Struck out 15 batters	15 by Tanner Burns vs. Cincinnati (3/1/19)
TEAM	
Struck out 15+ batters	16, Bright [8], Sheehan [3], Burkhalter [5] vs. Stanford (6/20/22)
Struck out 20+ batters	20, Fuller [4], Watson [4], Anderson [3], Greenhill [4], Skipper [3], Wade [2] vs. #9 Arkansas (4/5/19)
Struck out 15 batters consecutive games	vs. Ga State, at Missouri (4/5-7/16)
Shut out an opponent	2-0 vs. South Carolina (4/24/22)
Consecutive shutouts	16-0 / 12-0 [7] vs. Rhode Island (3/5/22)
Three straight shutouts	2-0 vs. UTSA / 5-0 vs. UTSA (3/6-9/19)
Shut out an SEC opponent	2-0 vs. South Carolina (4/24/22)
Shut out an SEC opponent on the road	3-0 at Missouri (5/21/21)
Consecutive SEC shutouts	5-0 and 4-0 at Miss. State (3/27-28/15)
Consecutive SEC shutouts on the road	5-0 and 4-0 at Miss. State (3/27-28/15)
Was shut out	3-0 vs. Oklahoma (2/18/22)
Was held to one hit	vs. #24 Missouri (4/1/18)
Was no hit	vs. #13 Arkansas (5/25/17)
FIELDING SUPERLATIVES	
2 errors in a game	Jake Wyandt vs. #1 Ole Miss (3/17/22)
3 errors in a game	Luke Jarvis vs. Presbyterian (3/11/17)
4 errors in a game	Brett Burnham at Alabama (4/5/00)
3 double plays turned in a game	vs. Alabama (5/14/22)
4 double plays turned in a game	at #1 Arkansas (4/3/21)
5 double plays turned in a game	never
Triple play (Auburn)	vs. Memphis (5/22/78)
Triple play (Opponent)	at Florida [4th] (3/15/08)
Threw a runner out at HP to end game	Bryson Ware at Mississippi State (4/17/22)
MISC. SUPERLATIVES	
Won 10 or more consecutive games	15 (2/24-3/22/19)
Won 15 or more consecutive games	15 (2/24-3/22/19)
Won 8 or more consecutive SEC games	9 (4/1-21/95)
Lost 5 or more consecutive games	5 (4/2-11/21)
Home winning streak	21 (1964-66)
Road winning streak	14 (1967/1995)
Season-opening winning streak	17 (2/7-3/5/97)
Extra-innings victory	6-5, vs. Alabama State [10 inn] (4/19/22)
Extra-innings loss	4-5, at Texas A&M [11 inn] (3/26/22)
Swept a 3-game series	vs. South Carolina (4/22-24/22)
Swept a road series	at Alabama (4/20-21/18)
Swept a road SEC series	at Alabama (4/20-21/18)
Swept a SEC series	vs. South Carolina (4/22-24/22)
Swept a 4-game series	Rhode Island (3/4-6/22)
Swept a doubleheader	Rhode Island (3/5/22)
Allowed 3 runs or fewer in a three-game series	2, vs. Chicago State (3/6-8/20)
Allowed 3 runs or fewer in a four-game series	3, vs. Rhode Island (3/4-6/22)
Allowed 3 runs or fewer in a SEC series	3, vs. Miss. State (3/27-29/15)
Allowed 4 runs or fewer in a series	3, vs. UTSA (3/8-9/19)
Allowed 4 runs or fewer in a SEC series	4, vs. Georgia (4/23-25/15)
Allowed 3 runs or fewer in a road series	3, vs. Miss. State (3/27-29/15)
Allowed 3 runs or fewer in a SEC road series	3, vs. Miss. State (3/27-29/15)
Overcome a deficit of 7+ runs	7 runs, [7-0, 12-8] vs. Florida A&M (2/22/17)
Won a 1-0 game	vs. Mercer (5/30/15) [NCAA Regional]
Lost a 1-0 game	vs. Ohio State (2/15/14)
Walk-off win	vs. Alabama State [10 inn.] (4/19/22)
Walk-off loss	at Mississippi State [9 inn.] (4/14/22)

HITTER PROFILES

31 • MIKE BELLO OF

6-0 • 203 • 50 • Oak Ridge, NJ • Pope John XXIII

CAREER STATISTICS

YEAR	AVG	GP-GS	AB	R	H	2B	3B	HR	RBI	SB-A
2022	.253	43-27	99	18	25	4	0	1	12	1-1
2023	.500	2-0	2	0	1	0	0	0	0	0-0
TOTAL	.257	45-27	101	18	26	4	0	1	12	1-1

SEASON HIGHS

AB: 1, two times
R: --
H: 1, vs. UNA (2/21)
2B: --
HR: --
RBI: --

CAREER HIGHS

5, two times
4, two times
3, two times
1, four times
1, at Texas A&M (3/26/22)
2, three times

6 • RYAN DYAL C

5-10 • 197 • R-JR • Senoia, GA • East Coweta

- Hit a RBI single in his first AB of the season Tuesday

CAREER STATISTICS

YEAR	AVG	GP-GS	AB	R	H	2B	3B	HR	RBI	SB-A
2021	.200	31-22	70	18	14	2	0	3	7	1-1
2022	.217	32-27	92	23	20	4	0	4	26	0-0
2023	.333	1-1	3	1	1	0	0	0	1	0-0
TOTAL	.212	64-50	165	42	35	6	0	7	34	1-1

SEASON HIGHS

AB: 3, vs. UNA (2/21)
R: 1, vs. UNA (2/21)
H: 1, vs. UNA (2/21)
2B: --
HR: --
RBI: 1, vs. UNA (2/21)

CAREER HIGHS

5, four times
3, two times
2, seven times
1, six times
1, seven times
4, vs. Rhode Island (3/6/22)

7 • COLE FOSTER IF

6-1 • 193 • JR • Plano, TX • Plano Senior

- Reached 4 times (3 BB, 1 HBP) vs. UNA Tuesday
- Rated the No. 13 shortstop in the country and No. 40 college prospect for the 2023 MLB Draft by D1 Baseball
- Tabbed the No. 75 junior in the country by Perfect Game

CAREER STATISTICS

YEAR	AVG	GP-GS	AB	R	H	2B	3B	HR	RBI	SB-A
2021	.292	15-4	24	5	7	3	0	0	1	0-0
2022	.272	52-51	169	40	46	11	0	9	47	2-4
2023	.100	4-4	10	3	1	0	0	0	1	0-0
TOTAL	.262	72-60	206	48	54	14	0	9	49	2-4

SEASON HIGHS

AB: 4, vs. Indiana (2/17)
R: 3, vs. UNA (2/21)
H: 1, vs. Indiana (2/18)
2B: --
HR: --
RBI: 1, vs. Indiana (2/18)

CAREER HIGHS

6, vs. Southeastern (6/3/22)
4, vs. Southeastern (6/3/22)
4, vs. Southeastern (6/3/22)
2, vs. Stanford (6/20/22)
3, vs. Southeastern (6/3/22)
9, vs. Southeastern (6/3/22)

1 • CADEN GREEN IF

5-11 • 164 • JR • Tulsa, OK • Seminole State

- Started all three games vs. Indiana last weekend
- Rated the No. 37 impact JUCO transfer by D1 Baseball

CAREER STATISTICS

YEAR	AVG	GP-GS	AB	R	H	2B	3B	HR	RBI	SB-A
2021*	.448	39-/	125	38	56	16	2	9	44	8-11
2022*	.425	48-/	181	66	77	22	2	13	49	12-16
2023	.286	3-3	7	3	2	0	0	0	1	0-0
TOTAL	.431	90-3	313	107	135	38	4	22	94	20-27

SEASON HIGHS

AB: 3, vs. Indiana (2/17)
R: 2, vs. Indiana (2/18)
H: 1, two times
2B: --
HR: --
RBI: 1, vs. Indiana (2/17)

CAREER HIGHS

6, two times
4, vs. Rose State (3/5/22)
5, at Western OK State (3/29/22)
2, seven times
1, 22 times
5, vs. Murray State (1/31/21)

2 • JOSH HALL OF

5-9 • 174 • GR • Homewood, AL • Ole Miss

CAREER STATISTICS

YEAR	AVG	GP-GS	AB	R	H	2B	3B	HR	RBI	SB-A
2019*	.171	54-9	35	12	6	0	1	1	7	10-11
2021	.326	20-10	43	10	14	2	2	0	9	5-6
2022	.269	18-6	26	5	7	1	0	0	2	1-1
2023	.000	2-0	1	0	0	0	0	0	0	0-0
AU	.300	40-16	70	15	21	3	2	0	11	6-7
TOTAL	.257	94-25	105	27	27	3	3	1	18	16-18

SEASON HIGHS

AB: 1, vs. UNA (2/21)
R: --
H: --
2B: --
HR: --
RBI: --

CAREER HIGHS

5, two times
3, vs. AAMU (2/23/21)
3, vs. AAMU (2/23/21)
1, three times
1, vs. Ark-Pine Bluff (3/20/19)
3, vs. AAMU (2/23/21)

16 • CAM HILL IF

6-4 • 219 • JR • Madison, AL • Bob Jones

- Hit a 2 RBI single in his first AB of the season Tuesday

CAREER STATISTICS

YEAR	AVG	GP-GS	AB	R	H	2B	3B	HR	RBI	SB-A
2021	.270	35-30	111	19	30	6	1	5	22	0-0
2022	.278	39-26	108	16	30	7	0	1	19	0-1
2023	.333	1-1	3	1	1	0	0	0	2	0-0
TOTAL	.275	75-57	222	36	61	13	1	6	43	0-1

SEASON HIGHS

AB: 3, vs. UNA (2/21)
R: 1, vs. UNA (2/21)
H: 1, vs. UNA (2/21)
2B: --
HR: --
RBI: 2, vs. UNA (2/21)

CAREER HIGHS

5, six times
4, at Missouri (5/20/21)
3, four times
2, vs. Texas A&M (5/16/21)
1, six times
4, vs. Boston College (3/6/21)

5 • KASON HOWELL OF

6-0 • 178 • 5th • Argyle, TX • Liberty Christian

- 5 hits shy of his 200th career hit
- Rated the No. 111 outfielder in the country by D1 Baseball
- Has started 117 straight games dating back to 2021

CAREER STATISTICS

YEAR	AVG	GP-GS	AB	R	H	2B	3B	HR	RBI	SB-A
2019	.262	63-63	225	31	59	10	0	0	28	14-16
2020	.359	11-10	39	8	14	7	0	0	6	0-0
2021	.260	52-51	177	29	46	12	0	8	30	8-13
2022	.287	65-65	251	50	72	19	2	2	35	11-13
2023	.250	4-4	16	2	4	1	0	0	1	0-0
TOTAL	.275	195-193	708	120	195	49	2	10	100	33-42

SEASON HIGHS

AB: 5, vs. Indiana (2/17)
R: 1, two times
H: 2, vs. Indiana (2/17)
2B: 1, vs. Indiana (2/17)
HR: --
RBI: 1, vs. UNA (2/21)

CAREER HIGHS

6, five times
3, four times
4, vs. Florida State (6/4/22)
3, vs. Florida State (6/4/22)
2, two times
5, at Missouri (5/20/21)

18 • IKE IRISH DH/C

6-2 • 202 • FR • Hudsonville, MI • St. Mary's Prep

- Has multiple hits in 3 of his first 4 games, including 3 hits on a pair of occasions
- Named SEC Freshman of the Week on Feb. 20
- Rated the No. 39 overall player in the 2022 class

CAREER STATISTICS

YEAR	AVG	GP-GS	AB	R	H	2B	3B	HR	RBI	SB-A
2023	.563	4-4	16	5	9	3	0	0	4	0-0

SEASON HIGHS

AB: 5, vs. Indiana (2/17)
R: 2, two times
H: 3, two times
2B: 1, three times
HR: --
RBI: 2, vs. Indiana (2/18)

CAREER HIGHS

5, vs. Indiana (2/17/23)
2, two times
3, two times
1, three times
--
2, vs. Indiana (2/18/23)

14 • JUSTIN KIRBY OF

5-11 • 203 • GR • Alpharetta, GA • Kent State

- Was 1 of 11 SEC players to homer 2+ times last weekend
- Rated the No. 43 impact transfer and No. 44 outfielder in the country by D1 Baseball

CAREER STATISTICS

YEAR	AVG	GP-GS	AB	R	H	2B	3B	HR	RBI	SB-A
2019*	.313	42/37	147	42	46	14	2	9	30	9-11
2020*	.189	12/12	37	3	7	3	0	0	2	0-0
2021*	.301	48/43	146	31	44	8	1	5	25	10-10
2022*	.323	53/51	198	44	64	17	1	15	45	14-20
2023	.182	4-4	11	4	2	0	0	2	3	0-0
TOTAL	.302	159-147	539	124	163	42	4	31	105	33-41

SEASON HIGHS

AB: 4, vs. Indiana (2/19)
R: 2, vs. Indiana (2/17)
H: 1, two times
2B: --
HR: 1, two times
RBI: 2, vs. Indiana (2/17)

CAREER HIGHS

6, five times
4, two times
4, two times
2, five times
3, at Northern Illinois (4/19/22)
6, at Akron

24 • NATE LARUE C

6-3 • 223 • SR • Mobile, AL • McGill-Toolen

CAREER STATISTICS

YEAR	AVG	GP-GS	AB	R	H	2B	3B	HR	RBI	SB-A
2020	.294	8-3	17	6	5	1	0	0	2	0-0
2021	.219	16-10	32	8	7	2	0	2	5	0-0
2022	.211	52-42	152	19	32	8	0	6	34	2-2
2023	.000	3-3	10	0	0	0	0	0	1	1-1
TOTAL	.209	79-58	211	33	44	11	0	8	42	3-3

SEASON HIGHS

AB: 4, vs. Indiana (2/18)
R: --
H: --
2B: --
HR: --
RBI: 1, vs. Indiana (2/17)

CAREER HIGHS

5, five times
3, vs. Southeastern (6/3/22)
3, at Texas A&M (3/27/22)
2, vs. Arkansas (5/6/22)
2, vs. Southeastern (6/3/22)
5, at Texas A&M (3/27/22)

26 • COOPER McMURRAY IF

6-3 • 258 • R-SO • Tulsa, OK • Kansas

CAREER STATISTICS

YEAR	AVG	GP-GS	AB	R	H	2B	3B	HR	RBI	SB-A
2022*	.248	42-33	113	16	28	6	0	9	19	0-0
2023	.167	2-2	6	1	1	0	0	0	0	0-0
TOTAL	.244	44-35	119	17	29	6	0	9	19	0-0

SEASON HIGHS

AB: 4, vs. Indiana (2/17)
R: 1, vs. Indiana (2/17)
H: 1, vs. Indiana (2/17)
2B: --
HR: --
RBI: --

CAREER HIGHS

6, vs. Oklahoma (4/23/22)
2, vs. West Virginia (4/30/22)
3, at Baylor (4/26/22)
1, six times
2, vs. West Virginia (4/30/22)
3, at Texas (5/21/22)

11 • GAVIN MILLER IF

5-11 • 192 • FR • Oakdale, PA • West Allegheny

- Hit a 1B in his first career AB last Sunday
- Rated a top 100 freshman by Perfect Game

CAREER STATISTICS

YEAR	AVG	GP-GS	AB	R	H	2B	3B	HR	RBI	SB-A
2023	.500	1-0	2	0	1	0	0	0	0	0-0

SEASON HIGHS

AB: 2, vs. Indiana (2/19)
R: --
H: 1, vs. Indiana (2/19)
2B: --
HR: --
RBI: --

CAREER HIGHS

2, vs. Indiana (2/19)
--
1, vs. Indiana (2/19)
--

8 • BRYSON WARE IF

6-2 • 211 • SR • Madison, MS • Pearl River

- Has multiple hits in all four games to start the season
- Matched a career best with 3 hits in back-to-back games
- Has doubled in three straight games and homered for the first time since Feb. 23, 2022 on Tuesday

CAREER STATISTICS

YEAR	AVG	GP-GS	AB	R	H	2B	3B	HR	RBI	SB-A
2020*	.321	16-/	53	14	17	3	3	5	17	4-5
2021	.254	43-37	138	36	35	6	1	6	26	4-5
2022	.234	49-23	94	23	22	8	2	1	21	4-4
2023	.667	4-4	15	2	10	4	0	1	5	0-0
AU	.271	96-64	247	61	67	18	3	8	52	8-9
TOTAL	.280	112-64	300	75	84	21	6	13	69	12-14

SEASON HIGHS

AB: 5, vs. Indiana (2/17)
 R: 1, two times
 H: 3, two times
 2B: 2, vs. Indiana (2/18)
 HR: 1, vs. UNA (2/21)
 RBI: 3, vs. UNA (2/21)

CAREER HIGHS

5, eight times
 6, vs. AAMU (2/24/21)
 3, eight times
 2, two times
 1, 13 times
 6, two times

10 • BRODY WORTHAM IF

6-1 • 187 • GR • Wedowee, AL • West Georgia

CAREER STATISTICS

YEAR	AVG	GP-GS	AB	R	H	2B	3B	HR	RBI	SB-A
2019*	.317	30-20	82	19	26	5	0	1	14	2-3
2020*	.324	20-20	71	16	23	7	0	1	10	4-4
2021*	.411	41-41	163	37	67	13	1	4	26	10-12
2022*	.372	45-44	183	47	68	9	2	9	32	9-10
2023	.000	2-1	3	1	0	0	0	0	0	0-0
TOTAL	.367	138-126	502	120	184	34	3	15	82	25-29

SEASON HIGHS

AB: 2, vs. Indiana (2/18)
 R: 1, vs. Indiana (2/18)
 H: --
 2B: --
 HR: --
 RBI: --

CAREER HIGHS

6, four times
 3, six times
 5, at Mississippi College (4/2/21)
 2, three times
 2, vs. North Georgia (3/30/22)
 5, vs. West Alabama (3/26/22)

4 • CARTER WRIGHT C

6-0 • 195 • JR • Blairsville, GA • Iowa Western

CAREER STATISTICS

YEAR	AVG	GP-GS	AB	R	H	2B	3B	HR	RBI	SB-A
2021*	.353	43-/	119	34	42	8	0	0	27	0-0
2022*	.371	39-/	124	29	46	9	1	1	43	4-4
2023	.000	1-0	1	0	0	0	0	0	0	0-0
TOTAL	.361	82-/	244	63	88	17	1	1	70	4-4

SEASON HIGHS

AB: 1, vs. Indiana (2/19)
 R: --
 H: --
 2B: --
 HR: --
 RBI: --

CAREER HIGHS

5, seven times
 3, six times
 3, five times
 2, two times
 1, at Southwestern (4/6/22)
 5, at Southwestern (4/6/22)

PITCHER PROFILES

46 • CHASE ALLSUP RHP

6-1 • 238 • SO • Dothan, AL • Dothan

- Earned his first career start Opening Day vs. Indiana
- Rated the No. 44 starting pitcher by D1 Baseball
- Tabbed the No. 71 sophomore and No. 113 prospect for the 2024 MLB Draft by Perfect Game

CAREER STATISTICS

YEAR	ERA	W-L	G/S	IP	H	R	ER	BB	K	BAA
2022	3.38	1-0	23/0	29.1	24	15	11	17	36	.226
2023	9.00	0-0	1/1	2.0	3	2	2	2	4	.333
TOTAL	3.73	1-0	24/1	31.1	27	17	13	19	40	.235

SEASON HIGHS

IP: 2.0, vs. Indiana (2/17)
 H: 3, vs. Indiana (2/17)
 R: 2, vs. Indiana (2/17)
 ER: 2, vs. Indiana (2/17)
 K: 4, vs. Indiana (2/17)
 BB: 2, vs. Indiana (2/17)
 PC: 48, vs. Indiana (2/17)

CAREER HIGHS

2.2, at Jax State (4/26/22)
 3, two times
 4, vs. Ole Miss (3/18/22)
 2, three times
 5, vs. Samford (4/12/22)
 2, five times
 49, vs. Ole Miss (3/18/22)

41 • JOHN ARMSTRONG RHP

5-11 • 225 • SO • Marietta, GA • Harrison

- Named to the NCBWA Stopper of the Year Watch List
- Has retired 14 of 16 batters faced this season

CAREER STATISTICS

YEAR	ERA	W-L	G/S	IP	H	R	ER	BB	K	BAA
2022	4.26	1-0	19/0	19.0	20	13	9	11	21	.294
2023	0.00	0-0	2/0	4.2	1	0	0	1	5	.067
TOTAL	3.42	1-0	21/0	23.2	21	13	9	12	26	.253

SEASON HIGHS

IP: 3.1, vs. Indiana (2/17)
 H: --
 R: --
 ER: --
 K: 3, vs. Indiana (2/17)
 BB: 1, vs. Indiana (2/17)
 PC: 48, vs. Indiana (2/17)

CAREER HIGHS

3.1, vs. Indiana (2/17/23)
 4, vs. Arkansas (6/21/22)
 4, vs. Arkansas (6/21/22)
 4, vs. Arkansas (6/21/22)
 4, vs. Arkansas (5/8/22)
 2, two times
 48, vs. Indiana (2/17/23)

25 • TANNER BAUMAN LHP

6-4 • 208 • JR • Jacksonville, FL • St. John's River

- Earned the win in his Auburn debut last Friday
- Rated the No. 31 impact JUCO transfer by D1 Baseball

CAREER STATISTICS

YEAR	ERA	W-L	G/S	IP	H	R	ER	BB	K	BAA
2021*	4.70	2-3	19/4	44.0	47	28	23	18	40	.267
2022*	5.91	3-10	16/14	77.2	96	69	51	34	100	.292
2023	3.38	1-0	1/0	2.2	1	2	1	1	3	.100
TOTAL	5.43	6-13	36/18	124.1	144	99	75	53	143	--

SEASON HIGHS

IP: 2.2, vs. Indiana (2/17)
 H: 1, vs. Indiana (2/17)
 R: 2, vs. Indiana (2/17)
 ER: 1, vs. Indiana (2/17)
 K: 3, vs. Indiana (2/17)
 BB: 1, vs. Indiana (2/17)
 PC: 52, vs. Indiana (2/17)

CAREER HIGHS

7.0, vs. Fla State Jacksonville (4/5/21)
 11, at Central Florida (3/25/22)
 8, two times
 6, three times
 11, vs. Seminole State (3/7/22)
 4, three times
 --

33 • WILL CANNON RHP

6-1 • 187 • SO • Phenix City, AL • NW Florida State

- Recorded the last three outs vs. Indiana Opening Day
- Rated the No. 7 impact JUCO transfer by Perfect Game

CAREER STATISTICS

YEAR	ERA	W-L	G/S	IP	H	R	ER	BB	K	BAA
2022*	3.10	3-2	14/1	29.0	23	10	10	19	30	.213
2023	0.00	0-0	1/0	1.0	1	0	0	0	2	.250
TOTAL	3.00	3-2	15/1	30.0	24	10	10	19	32	--

SEASON HIGHS

IP: 1.0, vs. Indiana (2/17)
 H: 1, vs. Indiana (2/17)
 R: --
 ER: --
 K: 2, vs. Indiana (2/17)
 BB: --
 PC: 23, vs. Indiana (2/17)

CAREER HIGHS

4.2, vs. Chipola (4/9/22)
 4, two times
 3, vs. TNXL (3/5/22)
 3, vs. TNXL (3/5/22)
 5, vs. Chipola (4/9/22)
 5, vs. Chipola (4/9/22)
 --

23 • P. CARLSON RHP

6-1 • 184 • SO • Mobile, Ala. • Faith Academy

CAREER STATISTICS

YEAR	ERA	W-L	G/S	IP	H	R	ER	BB	K	BAA
2022	8.59	1-1	5/0	7.1	8	7	7	3	10	.267
2023	13.50	0-0	1/0	0.2	3	1	1	0	1	.600
TOTAL	9.00	1-1	6/0	8.0	11	8	8	3	11	.314

SEASON HIGHS

IP: 0.2, vs. Indiana (2/19)
 H: 3, vs. Indiana (2/19)
 R: 1, vs. Indiana (2/19)
 ER: 1, vs. Indiana (2/19)
 K: 1, vs. Indiana (2/19)
 BB: --
 PC: 18, vs. Indiana (2/19)

CAREER HIGHS

3.0, vs. Rhode Island (3/6/22)
 3, two times
 3, vs. MTSU (3/13/22)
 3, vs. MTSU (3/13/22)
 4, vs. Rhode Island (3/6/22)
 2, vs. Jax State (3/29/22)
 40, vs. Rhode Island (3/6/22)

54 • K. COPELAND LHP

6-2 • 185 • SR • Mobile, AL • Pensacola State

- Earned the win in his first start vs. UNA Tuesday
- Struck out six of the first 10 batters he faced

CAREER STATISTICS

YEAR	ERA	W-L	G/S	IP	H	R	ER	BB	K	BAA
2020*	5.28	0-2	3/1	15.1	19	12	9	7	8	.297
2021*	1.74	7-1	12/8	57.0	43	14	11	16	81	.201
2022	4.20	3-0	9/2	15.0	20	11	7	8	19	.328
2023	2.45	1-0	1/1	3.2	3	1	1	0	6	.231
TOTAL	2.77	11-3	26/14	91.0	85	38	28	31	114	--

SEASON HIGHS

IP: 3.2, vs. UNA (2/21)
 H: 3, vs. UNA (2/21)
 R: 1, vs. UNA (2/21)
 ER: 1, vs. UNA (2/21)
 K: 6, vs. UNA (2/21)
 BB: --
 PC: 66, vs. UNA (2/21)

CAREER HIGHS

7.0, two times
 11, at Chipola (3/20/21)
 4, three times
 4, two times
 12, at NW Fl State (4/30/21)
 2, nine times
 68, vs. Kennesaw St. (4/20/22)

77 • Z. CROTCHFELT LHP

6-2 • 210 • FR • Jackson, N.J. • Jackson Memorial

- Struck out 4 of the first 5 batters he faced in his Auburn debut last Sunday
- Rated the No. 183 starting pitcher by D1 Baseball
- Ranked the No. 93 player in the 2022 class by PG

CAREER STATISTICS

YEAR	ERA	W-L	G/S	IP	H	R	ER	BB	K	BAA
2023	4.91	0-0	1/0	3.2	3	2	2	1	4	.214

SEASON HIGHS

IP: 3.2, vs. Indiana (2/19)
 H: 3, vs. Indiana (2/19)
 R: 2, vs. Indiana (2/19)
 ER: 2, vs. Indiana (2/19)
 K: 4, vs. Indiana (2/19)
 BB: 1, vs. Indiana (2/19)
 PC: 56, vs. Indiana (2/19)

CAREER HIGHS

3.2, vs. Indiana (2/19/23)
 3, vs. Indiana (2/19/23)
 2, vs. Indiana (2/19/23)
 2, vs. Indiana (2/19/23)
 4, vs. Indiana (2/19/23)
 1, vs. Indiana (2/19/23)
 56, vs. Indiana (2/19/23)

45 • J. GONZALEZ RHP

6-4 • 233 • JR • Humacao, PR • Leadership CA

- Turned in his 5th start of 5.0+ scoreless innings since the start of last season last Saturday
- Rated the No. 20 starting pitcher and No. 28 college prospect for the 2023 MLB Draft by D1 Baseball
- Tabbed the No. 65 junior by Perfect Game

CAREER STATISTICS

YEAR	ERA	W-L	G/S	IP	H	R	ER	BB	K	BAA
2021	6.17	2-3	21/5	42.1	51	30	29	10	30	.293
2022	3.22	7-4	15/14	78.1	83	30	28	15	54	.276
2023	0.00	1-0	1/1	5.0	2	0	0	0	1	.125
TOTAL	4.08	10-7	37/20	125.2	136	60	57	25	85	.277

SEASON HIGHS

IP: 5.0, vs. Indiana (2/18)
 H: 2, vs. Indiana (2/18)
 R: --
 ER: --
 K: 1, vs. Indiana (2/18)
 BB: --
 PC: 41, vs. Indiana (2/18)

CAREER HIGHS

9.0, vs. Vandy (4/10/22)
 9, two times
 9, vs. Miss. State (4/11/21)
 9, vs. Miss. State (4/11/21)
 8, two times
 5, at Arkansas (4/3/21)
 110, at MSU (4/16/22)

29 • C. HERBERHOLZ RHP

5-11 • 197 • R-JR • Scottsboro, AL • Southern Union

- Spent the 2020-21 seasons at Tennessee Tech before transferring to Southern Union for 2022

CAREER STATISTICS

YEAR	ERA	W-L	G/S	IP	H	R	ER	BB	K	BAA
2020*	10.43	0-4	5/4	14.2	17	19	17	10	13	.288
2021*	13.50	0-0	1/0	0.2	0	1	1	1	1	.000
2022*	2.40	4-0	10/7	56.1	41	24	15	11	55	.179
2023	20.25	0-0	1/0	1.1	3	3	3	1	2	.500
TOTAL	4.44	4-4	17/12	73.0	61	47	36	23	71	.199

SEASON HIGHS

IP: 1.1, vs. Indiana (2/19)
 H: 3, vs. Indiana (2/19)
 R: 3, vs. Indiana (2/19)
 ER: 3, vs. Indiana (2/19)
 K: 2, vs. Indiana (2/19)
 BB: 1, vs. Indiana (2/19)
 PC: 39, vs. Indiana (2/19)

CAREER HIGHS

7.2, at Beville State (4/15/22)
 7, vs. Shelton State (3/31/22)
 7, at Wallace State (3/24/22)
 6, at N.C. State (2/23/20)
 13, vs. Marion Military (3/17/22)
 4, vs. Bradley (2/29/20)
 78, vs. Evansville (2/16/20)

17 • TREVOR HORNE RHP

6-3 • 203 • R-FR • Phenix City, AL • Glenwood

- Retired 5 of 6 batters faced in his Auburn debut Sunday

CAREER STATISTICS

YEAR	ERA	W-L	G/S	IP	H	R	ER	BB	K	BAA
2023	0.00	0-0	1/0	1.2	1	0	0	0	0	.167

SEASON HIGHS

IP: 1.2, vs. Indiana (2/19)
 H: 1, vs. Indiana (2/19)
 R: --
 ER: --
 K: --
 BB: --
 PC: 23, vs. Indiana (2/19)

CAREER HIGHS

1.2, vs. Indiana (2/19/23)
 1, vs. Indiana (2/19/23)
 --
 --
 --
 23, vs. Indiana (2/19/23)

43 • CHASE ISBELL RHP

6-2 • 210 • SR • Springville, AL • Samford

- Named to the NCBWA Stopper of the Year Watch List
- Rated the No. 33 relief pitcher by D1 Baseball
- Pitched an immaculate inning vs. UNA Tuesday
- Has allowed just two earned run in his last 11 outings and 17.0 innings dating back to last season

CAREER STATISTICS

YEAR	ERA	W-L	G/S	IP	H	R	ER	BB	K	BAA
2020*	3.38	1-0	5/0	5.1	3	4	2	7	6	.167
2021*	2.32	4-2	26/0	31.0	19	9	8	13	44	.173
2022	4.82	1-1	14/0	18.2	17	10	10	14	23	.243
2023	5.40	0-0	1/0	1.2	2	1	1	1	2	.286
AU	4.87	1-1	15/0	20.1	19	11	11	15	25	.247
TOTAL	3.34	6-3	46/0	56.2	41	24	21	35	75	--

SEASON HIGHS

IP: 2.0, vs. UNA (2/21)
 H: 2, vs. Indiana (2/18)
 R: 1, vs. Indiana (2/18)
 ER: 1, vs. Indiana (2/18)
 K: 4, vs. UNA (2/21)
 BB: 1, vs. Indiana (2/18)
 PC: 36, vs. Indiana (2/18)

CAREER HIGHS

3.0, at ETSU (5/21/21)
 5, vs. Vandy (4/9/22)
 5, at LSU (4/1/22)
 5, at LSU (4/1/22)
 6, at ETSU (5/21/21)
 3, at Samford (5/17/22)
 57, at ETSU (5/21/21)

22 • HAYDEN MURPHY RHP

6-3 • 185 • FR • Chula, GA • Tiftarea Academy

CAREER STATISTICS

YEAR	ERA	W-L	G/S	IP	H	R	ER	BB	K	BAA
2023	0.00	0-0	1/0	0.2	1	0	0	0	0	.333

SEASON HIGHS

IP: 0.2, vs. Indiana (2/19)
 H: 1, vs. Indiana (2/19)
 R: --
 ER: --
 K: --
 BB: --
 PC: 9, vs. Indiana (2/19)

CAREER HIGHS

0.2, vs. Indiana (2/19/23)
 1, vs. Indiana (2/19/23)
 --
 --
 --
 9, vs. Indiana (2/19/23)

12 • DREW NELSON LHP

5-11 • 198 • FR • Troy, AL • Pike Liberal Arts

CAREER STATISTICS

YEAR	ERA	W-L	G/S	IP	H	R	ER	BB	K	BAA
2023	54.00	0-1	1/1	0.2	2	4	4	3	0	.500

SEASON HIGHS

IP: 0.2, vs. Indiana (2/19)
 H: 2, vs. Indiana (2/19)
 R: 4, vs. Indiana (2/19)
 ER: 4, vs. Indiana (2/19)
 K: --
 BB: 3, vs. Indiana (2/19)
 PC: 32, vs. Indiana (2/19)

CAREER HIGHS

0.2, vs. Indiana (2/19/23)
 1, vs. Indiana (2/19/23)
 4, vs. Indiana (2/19/23)
 4, vs. Indiana (2/19/23)
 --
 3, vs. Indiana (2/19/23)
 32, vs. Indiana (2/19/23)

44 • RYAN OLSON RHP

6-1 • 206 • FR • Auburn, AL • Auburn

CAREER STATISTICS

YEAR	ERA	W-L	G/S	IP	H	R	ER	BB	K	BAA
2023	27.00	0-0	1/0	0.1	1	1	1	2	0	.500

SEASON HIGHS

IP: 0.1, vs. Indiana (2/19)
 H: 1, vs. Indiana (2/19)
 R: 1, vs. Indiana (2/19)
 ER: 1, vs. Indiana (2/19)
 K: --
 BB: 2, vs. Indiana (2/19)
 PC: 16, vs. Indiana (2/19)

CAREER HIGHS

0.1, vs. Indiana (2/19/23)
 1, vs. Indiana (2/19/23)
 1, vs. Indiana (2/19/23)
 1, vs. Indiana (2/19/23)
 --
 2, vs. Indiana (2/19/23)
 16, vs. Indiana (2/19/23)

20 • TOMMY SHEEHAN LHP

6-0 • 210 • Gr. • Brielle, NJ • Notre Dame

- Allowed just one earned run in his final seven appearances and 15.0 innings in 2022

CAREER STATISTICS

YEAR	ERA	W-L	G/S	IP	H	R	ER	BB	K	BAA
2018*	5.74	2-4	14/14	62.2	62	43	40	41	27	.264
2019*	4.58	5-6	15/15	92.1	100	62	47	23	62	.268
2020*	2.70	3-0	4/4	23.1	18	7	7	5	22	.202
2021*	6.75	0-1	2/2	8.0	10	6	6	5	10	.303
2022	4.28	2-0	16/3	33.2	25	18	16	22	29	.207
2023	0.00	0-0	1/0	0.1	0	0	0	2	1	.000
AU	4.24	2-0	17/3	34.0	25	18	16	24	30	.205
TOTAL	4.74	12-11	52/37	220.1	215	136	116	98	151	--

SEASON HIGHS

IP: 0.1, vs. Indiana (2/18)
 H: --
 R: --
 ER: --
 K: 1, vs. Indiana (2/18)
 BB: 2, vs. Indiana (2/18)
 PC: 20, vs. Indiana (2/18)

CAREER HIGHS

9.0, two times
 13, vs. North Carolina (4/13/19)
 11, vs. North Carolina (4/13/19)
 8, vs. North Carolina (4/13/19)
 9, at UAB (2/14/20)
 6, vs. Purdue (2/24/18)
 112, vs. North Carolina (4/13/19)

21 • TOMMY VAIL LHP

5-11 • 190 • Gr. • Seattle, WA • TCU/Notre Dame

- Retired all 6 batters faced in his Auburn debut Saturday
- Was teammates with Tommy Sheehan at ND from 2018-21 before spending last season at TCU

CAREER STATISTICS

YEAR	ERA	W-L	G/S	IP	H	R	ER	BB	K	BAA
2018*	3.90	3-2	27/1	27.2	24	16	12	24	30	.231
2019*	3.27	3-2	25/2	44.0	24	19	16	26	61	.157
2020*	2.08	3-0	7/0	17.1	5	6	4	3	24	.086
2021*	DNP-INJURED									
2022*	3.65	1-0	13/0	12.1	9	5	5	6	15	.205
2023	0.00	0-0	1/0	2.0	0	0	0	0	1	.000
TOTAL	3.22	9-4	73/3	103.1	62	46	37	59	131	--

SEASON HIGHS

IP: 2.0, vs. Indiana (2/18)
 H: --
 R: --
 ER: --
 K: 1, vs. Indiana (2/18)
 BB: --
 PC: 27, vs. Indiana (2/18)

CAREER HIGHS

5.1, vs. Toledo (2/22/20)
 5, vs. Boston College (4/29/18)
 4, two times
 3, three times
 9, vs. Toledo (2/22/20)
 5, vs. Duke (5/21/19)
 92, vs. Boston College (4/29/18)

PITCHING CAREERS

CHASE ALLSUP'S AUBURN APPEARANCES

2022 - FRESHMAN YEAR												
Date	Opp (Res.)	DEC	QS	IP	H	R	ER	BB	SO	HR	ERA	NP
2/20	vs. Kansas State (W, 12-1)	-	-	1.0	0	0	0	0	3	0	0.00	14
2/25	YALE (W, 9-0)	-	-	1.0	0	0	0	2	2	0	0.00	25
3/2	UAB (W, 16-1)	-	-	1.0	0	0	0	1	2	0	0.00	20
3/9	vs. Tennessee Tech (W, 4-3)	-	-	2.0	2	0	0	1	3	0	0.00	39
3/13	MIDDLE TENNESSEE-G1 (W, 10-7)	-	-	1.1	3	1	0	1	3	0	0.00	35
3/18	#1 OLE MISS (W, 19-5)	-	-	1.1	2	4	2	2	2	1	2.35	49
3/26	at Texas A&M (L, 4-5 [11])	-	-	0.1	0	0	0	0	0	0	2.25	1
3/27	at Texas A&M (W, 13-9)	W	-	1.0	0	1	0	1	0	0	2.00	19
4/5	at UAB (W, 6-4)	S	-	2.1	2	1	1	0	2	1	2.38	34
4/12	SAMFORD (W, 4-1)	-	-	2.0	1	0	0	0	5	0	2.03	33
4/19	ALABAMA STATE (W, 6-5 [10])	-	-	0.2	0	0	0	2	0	0	1.93	15
4/22	SOUTH CAROLINA (W, 6-3)	-	-	0.2	0	0	0	0	0	0	1.84	5
4/26	at Jax State (W, 8-4)	-	-	2.2	2	1	1	0	3	1	2.08	31
4/30	at #1 Tennessee (W, 8-6)	-	-	1.1	2	1	1	1	1	0	2.41	41
5/6	#3 ARKANSAS (L, 8-11)	-	-	1.2	1	0	0	1	0	0	2.21	21
5/8	#3 ARKANSAS (L, 4-7)	-	-	0.2	1	1	1	2	0	0	2.57	22
5/14	ALABAMA (W, 6-4)	S	-	2.0	1	0	0	0	2	0	2.35	21
5/17	at Samford (W, 8-4)	-	-	1.0	1	0	0	1	2	0	2.25	21
5/20	at Kentucky (W, 6-3)	-	-	1.0	1	1	1	0	1	1	2.52	14
5/21	at Kentucky (L, 3-6)	-	-	2.0	2	1	1	0	2	0	2.67	28
5/25	vs. Kentucky (L, 1-3)	-	-	1.0	0	0	0	0	3	0	2.57	20
6/12	at #3 Oregon State (L, 3-4)	-	-	0.2	1	1	1	1	0	0	2.83	11
6/21	vs. Arkansas (L, 1-11)	-	-	0.2	2	2	2	1	1	0	3.38	21

2023 - SOPHOMORE YEAR

Date	Opp (Res.)	DEC	QS	IP	H	R	ER	BB	SO	HR	ERA	NP
2/17	*INDIANA (W, 8-4)	-	-	2.0	3	2	2	2	4	1	9.00	48

JOHN ARMSTRONG'S AUBURN APPEARANCES

2022 - FRESHMAN YEAR												
Date	Opp (Res.)	DEC	QS	IP	H	R	ER	BB	SO	HR	ERA	NP
2/18	vs. Oklahoma (L, 0-3)	-	-	1.0	0	0	0	0	1	0	0.00	8
2/19	vs. #12 Texas Tech (W, 2-1)	-	-	0.2	0	0	0	1	0	0	0.00	13
2/25	YALE (W, 9-0)	-	-	0.2	0	0	0	0	2	0	0.00	9
2/26	YALE-G2 (L, 4-5 [10])	-	-	0.2	1	0	0	0	1	0	0.00	12
3/1	ALABAMA STATE (W, 13-7)	-	-	0.2	1	0	0	0	2	0	0.00	16
3/9	vs. Tennessee Tech (W, 4-3)	-	-	0.1	1	0	0	0	1	0	0.00	5
3/11	MIDDLE TENNESSEE (L, 8-10)	-	-	0.1	0	3	0	2	1	0	0.00	18
3/17	#1 OLE MISS (L, 6-13)	-	-	0.0	2	3	2	2	0	0	4.15	19
3/22	vs. South Alabama (W, 13-12)	-	-	0.1	0	0	0	0	0	0	3.86	4
3/29	JAX STATE (L, 2-5)	-	-	1.1	1	0	0	1	0	0	3.00	26
5/8	#3 ARKANSAS (L, 4-7)	-	-	2.2	0	0	0	1	4	0	2.08	40
5/13	ALABAMA (W, 3-2)	W	-	2.2	1	0	0	0	3	0	1.59	29
5/17	at Samford (W, 8-4)	-	-	2.1	1	0	0	0	3	0	1.32	29
5/20	at Kentucky (L, 1-5)	-	-	0.2	1	0	0	0	2	0	1.26	10
5/21	at Kentucky (L, 3-6)	-	-	0.0	3	2	2	1	0	0	2.51	11
6/4	FLORIDA STATE (W, 21-7)	-	-	2.0	3	1	1	1	0	0	2.76	24
6/11	at #3 Oregon State (W, 7-5)	-	-	1.0	0	0	0	1	0	0	2.60	15
6/12	at #3 Oregon State (L, 3-4)	-	-	0.2	2	0	0	0	0	0	2.50	9
6/21	vs. Arkansas (L, 1-11)	-	-	1.0	4	4	4	1	1	1	4.26	24

2023 - SOPHOMORE YEAR

Date	Opp (Res.)	DEC	QS	IP	H	R	ER	BB	SO	HR	ERA	NP
2/17	INDIANA (W, 8-4)	-	-	3.1	0	0	0	1	3	0	0.00	48
2/21	vs. North Alabama (W, 13-1)	-	-	1.1	1	0	0	0	2	0	0.00	18

TANNER BAUMAN'S AUBURN APPEARANCES

2023 - JUNIOR YEAR												
Date	Opp (Res.)	DEC	QS	IP	H	R	ER	BB	SO	HR	ERA	NP
2/17	INDIANA (W, 8-4)	W	-	2.2	1	2	1	1	3	0	3.38	52

WILL CANNON'S AUBURN APPEARANCES

2023 - SOPHOMORE YEAR												
Date	Opp (Res.)	DEC	QS	IP	H	R	ER	BB	SO	HR	ERA	NP
2/17	INDIANA (W, 8-4)	-	-	1.0	1	0	0	0	2	0	0.00	23

PARKER CARLSON'S AUBURN APPEARANCES

2022 - FRESHMAN YEAR												
Date	Opp (Res.)	DEC	QS	IP	H	R	ER	BB	SO	HR	ERA	NP
2/23	TROY (W, 13-1)	-	-	1.0	0	0	0	0	1	0	0.00	8
2/26	YALE-G2 (L, 4-5 [10])	-	-	1.0	2	1	1	0	1	1	4.50	17
3/6	RHODE ISLAND (W, 14-1)	W	-	3.0	2	1	1	1	4	1	3.60	40
3/13	MIDDLE TENNESSEE-G1 (W, 10-7)	-	-	0.2	3	3	3	0	2	1	7.94	24
3/29	JAX STATE (L, 2-5)	L	-	1.2	1	2	2	2	2	0	8.59	34

2023 - SOPHOMORE YEAR

Date	Opp (Res.)	DEC	QS	IP	H	R	ER	BB	SO	HR	ERA	NP
2/19	INDIANA (L, 2-11)	-	-	0.2	3	1	1	0	1	0	13.50	18

KONNER COPELAND'S AUBURN APPEARANCES

2022 - JUNIOR YEAR												
Date	Opp (Res.)	DEC	QS	IP	H	R	ER	BB	SO	HR	ERA	NP
3/1	*ALABAMA STATE (W, 13-7)	-	-	2.1	5	1	0	2	1	0	0.00	52
4/1	at #12 LSU (L, 2-9)	-	-	0.1	0	0	0	0	0	0	0.00	1
4/15	at Mississippi State (L, 5-9)	-	-	0.1	0	0	0	0	1	0	0.00	3
4/20	*KENNESAW STATE (W, 14-1)	W	-	4.0	2	0	0	1	8	0	0.00	68
4/26	at Jax State (W, 8-4)	W	-	1.1	3	2	2	1	1	0	2.16	25
4/30	at #1 Tennessee (W, 8-6)	W	-	2.0	3	1	1	0	2	1	2.61	41
5/6	#3 ARKANSAS (L, 8-11)	-	-	1.1	2	4	4	2	1	2	5.40	32
5/10	at Troy (W, 11-4)	-	-	0.2	1	0	0	0	1	0	5.11	12
6/3	SOUTHEASTERN (W, 19-7)	-	-	2.2	4	3	0	2	4	0	4.20	56

2023 - SENIOR YEAR

Date	Opp (Res.)	DEC	QS	IP	H	R	ER	BB	SO	HR	ERA	NP
2/21	*vs. North Alabama (W, 13-1)	W	-	3.2	3	1	1	0	6	0	2.45	66

ZACH CROTCHFELT'S AUBURN APPEARANCES

2023 - FRESHMAN YEAR												
Date	Opp (Res.)	DEC	QS	IP	H	R	ER	BB	SO	HR	ERA	NP
2/19	INDIANA (L, 2-11)	-	-	3.2	3	2	2	1	4	0	4.91	56

JOSEPH GONZALEZ'S AUBURN APPEARANCES

2021 - FRESHMAN YEAR												
Date	Opp (Res.)	DEC	QS	IP	H	R	ER	BB	SO	HR	ERA	NP
2/20	PRESBYTERIAN (W, 6-1)	-	-	1.0	2	0	0	0	1	0	0.00	12
2/24	ALABAMA A&M (W, 33-0)	-	-	1.0	0	0	0	0	2	0	0.00	11
2/26	vs. #25 Oklahoma (L, 3-4 [10])	-	-	1.1	4	1	1	0	0	0	2.70	25
3/9	*at UAB (W, 6-5)	-	-	5.0	1	1	1	0	7	0	2.16	60
3/14	LITTLE ROCK (L, 6-12)	-	-	0.2	2	1	1	0	0	0	3.00	12
3/16	at Lipscomb (W, 9-7)	-	-	1.1	1	0	0	0	1	0	2.61	17
3/19	at #4 Ole Miss (L, 0-1)	L	-	1.0	1	1	1	0	0	1	3.18	16
3/27	*KENTUCKY (L, 4-6)	L	-	4.0	8	5	5	2	4	0	5.28	71
4/3	*at #1 Arkansas (L, 5-6 [10])	-	-	5.0	2	2	2	5	1	0	4.87	86
4/11	*#4 MISSISSIPPI STATE (L, 10-19)	L	-	0.2	7	9	9	1	9	0	8.57	44
4/17	*at Alabama (L, 9-10)	-	-	1.1	4	3	3	0	0	0	9.27	29
4/21	JAX STATE (W, 8-7 [10])	-	-	3.1	3	0	0	0	3	0	8.06	55
4/25	#10 FLORIDA (W, 10-8 [7])	W	-	2.2	3	2	2	1	0	0	7.94	43
4/30	at #20 Georgia (W, 10-6 [14])	-	-	1.0	2	0	0	0	0	0	7.67	16
5/1	at #20 Georgia (W, 9-7)	-	-	2.2	3	2	2	0	3	1	7.59	29
5/7	LSU (L, 6-9)	-	-	3.1	3	1	1	0	4	0	7.13	51
5/12	at Samford (L, 1-6)	-	-	1.0	0	0	0	1	1	0	6.94	12
5/14	TEXAS A&M (W, 5-4)	-	-	1.0	0	0	0	0	0	0	6.75	9
5/16	TEXAS A&M (W, 8-5)	W	-	3.2	3	2	1	0	3	0	6.37	40
5/22	at Missouri (L, 6-7)	-	-	1.0	2	0	0	0	0	0	6.21	14
5/25	vs. #11 Ole Miss (L, 4-7)	-	-	0.1	0	0	0	0	0	0	6.17	3

2022 - SOPHOMORE YEAR

Date	Opp (Res.)	DEC	QS	IP	H	R	ER	BB	SO	HR	ERA	NP
2/19	*vs. #12 Texas Tech (W, 2-1)	W	-	5.0	3	0	0	3	5	0	0.00	81
2/26	*YALE (W, 4-3)	-	-	3.0	7	3	3	0	2	0	3.38	47
3/5	*RHODE ISLAND-G1 (W, 16-0)	W	X	6.2	5	0	0	1	8	0	1.84	89
3/13	*MIDDLE TENNESSEE-G1 (W, 10-7)	-	-	1.0	0	0	0	1	0	0	1.72	12
3/29	JAX STATE (L, 2-5)	-	-	1.2	0	0	0	0	0	0	1.56	13
4/2	*at #12 LSU (W, 6-4)	W	X	6.0	9	3	3	2	1	0	2.31	92
4/10	*#12 VANDERBILT (W, 8-2)	W	X	9.0	8	2	1	0	8	0	1.95	104
4/16	*at Mississippi State (W, 3-2)	W	X	8.0	7	2	2	0				

DREW NELSON'S AUBURN APPEARANCES

2023 - FRESHMAN YEAR

Date	Opp (Res.)	DEC	QS	IP	H	R	ER	BB	SO	HR	ERA	NP
2/19	*INDIANA (L, 2-11)	L	-	0.2	2	4	4	3	0	1	54.00	32

RYAN OLSON'S AUBURN APPEARANCES

2023 - FRESHMAN YEAR

Date	Opp (Res.)	DEC	QS	IP	H	R	ER	BB	SO	HR	ERA	NP
2/19	INDIANA (L, 2-11)	-	-	0.1	1	1	1	2	0	0	27.00	16

TOMMY SHEEHAN'S AUBURN APPEARANCES

2022 - FIFTH YEAR

Date	Opp (Res.)	DEC	QS	IP	H	R	ER	BB	SO	HR	ERA	NP
2/18	*vs. Oklahoma (L, 0-3)	-	-	1.0	1	0	0	1	1	0	0.00	33
2/23	*TROY (W, 13-1)	-	-	3.0	1	1	1	3	1	0	2.25	43
3/6	RHODE ISLAND (W, 14-1)	S	-	3.0	0	0	0	1	5	0	1.29	47
3/13	MIDDLE TENNESSEE-G1 (W, 10-7) W	-	-	3.2	4	2	2	2	1	1	2.53	52
3/19	#1 OLE MISS (L, 2-15)	-	-	2.2	5	3	3	0	3	0	4.05	40
3/27	* at Texas A&M (W, 13-9)	-	-	1.0	3	5	5	4	0	0	6.91	38
4/9	#12 VANDERBILT (L, 4-19)	-	-	1.1	2	2	2	2	1	0	7.47	28
4/20	KENNESAW STATE (W, 14-1)	-	-	2.0	0	0	0	0	3	0	6.62	22
4/23	SOUTH CAROLINA (W, 8-6)	-	-	1.0	2	3	2	1	2	0	7.23	24
4/29	at #1 Tennessee (L, 4-17)	-	-	2.1	0	0	0	2	0	0	6.43	35
5/6	#3 ARKANSAS (L, 8-11)	-	-	1.0	1	0	0	0	0	0	6.14	19
5/8	#3 ARKANSAS (L, 4-7)	-	-	0.2	0	1	0	2	1	0	5.96	21
5/14	ALABAMA (W, 6-4)	-	-	4.0	1	0	0	1	4	0	5.06	65
5/20	at Kentucky (L, 1-5)	-	-	2.0	1	1	1	1	1	0	5.02	38
6/11	at #3 Oregon State (W, 7-5)	W	-	3.1	2	0	0	1	3	0	4.50	54
6/20	vs. #2 Stanford (W, 6-2)	-	-	1.2	2	0	0	1	3	0	4.28	33

2023 - SIXTH YEAR

Date	Opp (Res.)	DEC	QS	IP	H	R	ER	BB	SO	HR	ERA	NP
2/18	INDIANA (W, 6-1)	-	-	0.1	0	0	0	2	1	0	0.00	20

SUPERLATIVES AND MISCELLANEOUS NOTES

STARTS BY POSITION

STARTING PITCHER

Chase Allsup	1	1-0
Konner Copeland	1	1-0
Joseph Gonzalez	1	1-0
Drew Nelson	1	0-1

CATCHER

Nate LaRue	3	2-1
Ryan Dyal	1	1-0

FIRST BASE

Cooper McMurray	2	1-1
Cam Hill	1	1-0
Brody Wortham	1	0-1

SECOND BASE

Caden Green	3	2-1
Brody Moss	1	1-0

THIRD BASE

Bryson Ware	4	3-1
-------------	---	-----

SHORTSTOP

Cole Foster	4	3-1
-------------	---	-----

LEFT FIELD

Bobby Peirce	4	3-1
--------------	---	-----

CENTER FIELD

Kason Howell	4	3-1
--------------	---	-----

RIGHT FIELD

Justin Kirby	4	3-1
--------------	---	-----

DESIGNATED HITTER

Ike Irish	4	3-1
-----------	---	-----

2023 AUBURN & OPPONENT HIGHS

TEAM BATTING

	AUBURN	OPPONENT
Runs in a game	13, vs. UNA [7] (2/21)	11, Indiana (2/19)
Runs in an inning	6 [1st], vs. UNA [7] (2/21)	4 [1st], Indiana (2/19)
Most Hits in a game	15, vs. UNA [7] (2/21)	14, Indiana (2/19)
Fewest Hits in a game	8, two times	4, vs. Indiana (2/18)
Hits in an inning	4, three times	5 [3rd], Indiana (2/19)
2B in a game	4, vs. Indiana (2/18)	4, Indiana (2/19)
3B in a game	--	--
HR in a game	2, vs. UNA [7] (2/21)	1, two times
SB in a game	1, vs. Indiana (2/18)	1, Indiana (2/19)
LOB in a game	12, vs. Indiana (2/17)	11, Indiana (2/19)
K in a game	11, vs. Indiana (2/17)	12, two times
BB in a game	9, vs. Indiana (2/18)	7, Indiana (2/19)

TEAM PITCHING

	AUBURN	OPPONENT
K in a game	12, two times	11, Indiana (2/17)
BB in a game	7, vs. Indiana (2/19)	9, Indiana (2/18)
Pitchers used	7, vs. Indiana (2/19)	5, two times
Total Quality Starts	--	--

TEAM FIELDING

	AUBURN	OPPONENT
Errors in a game	1, two times	2, two times
DP turned in a game	2, vs. Indiana (2/18)	2, Indiana (2/18)

IND. BATTING

	AUBURN	OPPONENT
Hits in a game	3, six times	4, Jessee [IU] (2/19)
Runs in a game	3, Foster vs. UNA [7] (2/21)	2, two times
2B in a game	2, Ware vs. Indiana (2/18)	2, Jessee [IU] (2/19)
3B in a game	--	--
HR in a game	1, four times	1, two times
RBI in a game	3, three times	4, Mathison [IU] (2/19)
XBH in a game	2, Ware two times	2, two times
SB in a game	1, LaRue vs. Indiana (2/18)	1, Vecrumba [IU] (2/19)
BB in a game	3, three times	2, Tibbitts [IU] (2/19)
HBP in a game	1, five times	2, Jessee [IU] (2/17)
K in a game	3, McMurray vs. Indiana (2/17)	3, Mathison [IU] (2/17)
Hitting Streak	3, two times	3, Glasser [IU]
Consec. G w/HR	--	--

IND. PITCHING

	AUBURN	OPPONENT
K by a starter	6, Copeland vs. UNA [7] (2/21)	5, Seiler [IU] (2/17)
K by a reliever	4, two times	4, two times
BB by a starter	3, Nelson vs. Indiana (2/19)	4, Bothwell [IU] (2/18)
BB by a reliever	2, two times	2, three times
IP by a starter	5.0, Gonzalez vs. Indiana (2/18)	5.0, Sinnard [IU] (2/19)
IP by a reliever	3.2, Crotchfelt vs. Indiana (2/19)	3.0, two times

MISCELLANEOUS

	AUBURN
Biggest comeback win	1, vs. Indiana (2/17)
Biggest blown lead loss	--
Largest margin of victory	12, vs. UNA [7] (2/21)
Largest margin of defeat	9, vs. Indiana (2/19)
Longest game, Time	3:02, vs. Indiana (2/19)
Longest game, Time (9 inn)	3:02, vs. Indiana (2/19)
Shortest game, Time (9 inn)	2:33, vs. Indiana (2/18)
Longest game, Innings	9, three times
Largest crowd, Home	4,097, vs. Indiana (2/18)
Largest crowd, Road	--
Largest crowd, Neutral	5,448, vs. UNA [7] (2/21)

STARTS BY ORDER

LEADOFF

Bobby Peirce	4	3-1
--------------	---	-----

2ND SPOT

Cole Foster	3	2-1
Brody Moss	1	1-0

3RD SPOT

Ike Irish	3	2-1
Justin Kirby	1	1-0

CLEANUP

Justin Kirby	3	2-1
Ike Irish	1	1-0

5TH SPOT

Nate LaRue	2	2-0
Cooper McMurray	1	0-1
Bryson Ware	1	1-0

6TH SPOT

Kason Howell	2	1-1
Ryan Dyal	1	1-0
Cooper McMurray	1	1-0

7TH SPOT

Bryson Ware	2	1-1
Cole Foster	1	1-0
Kason Howell	1	1-0

8TH SPOT

Cam Hill	1	1-0
Bryson Ware	1	1-0
Brody Wortham	1	1-0
Nate LaRue	1	0-1

9TH SPOT

Caden Green	3	2-1
Kason Howell	1	1-0

PITCHING NOTES

2023 BULLPEN BY NUMBERS

Total App.....	14
Saves/Opp.....	0/0
IR/IRS.....	17/5
BA Against.....	.209
ERA.....	3.57

SAVES/OPP

N/A.....	0/0
----------	-----

INHERITED RUNNERS/SCORED

John Armstrong.....	3/0
Parker Carlson.....	2/2
Zach Crotchfelt.....	2/0
Christian Herberholz.....	2/0
Trevor Horne.....	3/1
Chase Isbell.....	3/0
Hayden Murphy.....	2/2

1ST BATTER FACED/RETIRED

John Armstrong.....	2/2
Tanner Bauman.....	1/1
Will Cannon.....	1/1
Parker Carlson.....	1/1
Zach Crotchfelt.....	1/1
Christian Herberholz.....	1/1
Trevor Horne.....	1/1
Chase Isbell.....	2/1
Hayden Murphy.....	1/1
Ryan Olson.....	1/0
Tommy Sheehan.....	1/0
Tommy Vail.....	1/1

RELIEF ERA

John Armstrong.....	0.00
Will Cannon.....	0.00
Trevor Horne.....	0.00
Hayden Murphy.....	0.00
Tommy Sheehan.....	0.00
Tommy Vail.....	0.00
Chase Isbell.....	2.45
Tanner Bauman.....	3.38
Zach Crotchfelt.....	4.91
Parker Carlson.....	13.50
Christian Herberholz.....	20.25
Ryan Olson.....	27.00

2023 Auburn Baseball
Team Game-by-Game for Auburn (as of Feb 23, 2023)
Pitching (All games)

Date	Opponent	ip	h	r	er	bb	so	2b	3b	hr	wp	bk	hbp	dp	ibb	score	w-l	sv	era
Feb 17	INDIANA	9.0	5	4	3	4	12	0	0	1	0	0	3	0	0	8-4	1-0	0	3.00
Feb 18	INDIANA	9.0	4	1	1	3	5	1	0	0	0	0	1	2	0	6-1	2-0	0	2.00
Feb 19	INDIANA	9.0	14	11	11	7	7	4	0	1	1	0	1	0	0	2-11	2-1	0	5.00
Feb 21	vs North Alabama	7.0	5	1	1	0	12	3	0	0	0	0	0	0	0	13-1	3-1	0	4.24
Totals		34.0	28	17	16	14	36	8	0	2	1	0	5	2	0	29-17	3-1	0	4.24

AUBURN STARTING PITCHER BREAKDOWN

Starter	GS	Quality Starts	Run Support	RS/Start	Auburn Record
Allsup	1	--	1	1.0	1-0
Copeland	1	--	9	9.0	1-0
Gonzalez	1	--	4	4.0	1-0
Nelson	1	--	0	0.0	0-1

Auburn Overall Rankings

Category	Rank	No.
ERA	9th	4.24
Opp BA	10th	.219
Hits Allowed	T-9th	28
Walks	T-6th	14
Strikeouts	13th	36

Auburn SEC-Only Rankings

Category	Rank	No.
ERA	--	--
Opp BA	--	--
Hits Allowed	--	--
Walks	--	--
Strikeouts	--	--

AUBURN PITCHING BREAKDOWN

	W-L	ERA	IP	H	R	ER	BB	K	HR	AVG	W-L	ERA	IP	H	R	ER	BB	K	HR	AVG	
STARTERS	2-1	5.56	11.1	10	7	7	5	11	2	.238	HOME	2-1	5.00	27.0	23	16	15	14	24	2	.223
RELIEVERS	1-0	3.57	22.2	18	10	9	9	25	0	.209	ROAD	--	--	--	--	--	--	--	--	--	--
TOTALS	3-1	4.24	34.0	28	17	16	14	36	2	.219	NEUT.	1-0	1.29	7.0	5	1	1	0	12	0	.200

HITTING NOTES

2023 MULTI-HIT GAMES

	2	3	4	5+	Total
Bryson Ware	2	2	-	-	4
Ike Irish	1	2	-	-	3
Bobby Peirce	-	2	-	-	2
Kason Howell	1	-	-	-	1

CAREER AUBURN MULTI-HIT GAMES

	2	3	4	5+	Total
Kason Howell	38	16	1	-	55
Bryson Ware	13	6	-	-	19
Cam Hill	13	4	-	-	17
Bobby Peirce	7	5	-	-	12
Cole Foster	7	2	1	-	10
Nate LaRue	8	1	-	-	9
Ryan Dyal	7	-	-	-	7
Josh Hall	5	1	-	-	6
Mike Bello	3	2	-	-	5
Ike Irish	1	2	-	-	3
Mason Land	1	-	-	-	1

2023 MULTI-RBI GAMES

	2	3	4	5+	Total
Bobby Peirce	-	2	-	-	2
Cam Hill	1	-	-	-	1
Ike Irish	1	-	-	-	1
Justin Kirby	1	-	-	-	1
Bryson Ware	-	1	-	-	1

CAREER AUBURN MULTI-RBI GAMES

	2	3	4	5+	Total
Kason Howell	11	7	-	1	19
Bryson Ware	7	1	2	2	12
Cam Hill	7	3	1	-	11
Nate LaRue	9	1	-	1	11
Bobby Peirce	6	4	-	-	10
Ryan Dyal	5	3	1	-	9
Cole Foster	5	2	1	1	9
Josh Hall	2	1	-	-	3
Mike Bello	3	-	-	-	3
Ike Irish	1	-	-	-	1
Justin Kirby	1	-	-	-	1

CAREER AUBURN STARTS

	Career	Consec.
Kason Howell	193	117
Bryson Ware	64	4
Cole Foster	60	13
Nate LaRue	58	-
Cam Hill	57	1
Ryan Dyal	50	1
Bobby Peirce	44	28
Mike Bello	27	-
Josh Hall	16	-
Mason Land	9	-
Ike Irish	4	4
Justin Kirby	4	4
Caden Green	3	-
Cooper McMurray	2	-
Brody Moss	1	1
Brody Wortham	1	-

TEAM NOTES

Auburn Overall SEC Rankings			Auburn SEC-Only Rankings		
Category	Rank	No.	Category	Rank	No.
Avg.	7th	.331	Avg.	--	--
Hits	T-7th	42	Hits	--	--
2B	T-5th	9	2B	--	--
HR	T-11th	4	HR	--	--
BB	T-7th	24	BB	--	--

2023 AUBURN HOME RUNS

No.	Player (#)	Opponent (Date)	On	Outs	Inn.	Pitcher
1	Justin Kirby (1)	Indiana (2/17)	1	0	4	Levy (R)
2	Justin Kirby (2)	Indiana (2/19)	0	0	8	Kraft (L)
3	Bobby Peirce (1)	North Alabama (2/21)	0	1	5	Malecha (R)
4	Bryson Ware (1)	North Alabama (2/21)	1	0	6	Malecha (R)

AUBURN HITTING STREAKS

	Current	'23	Career
Mike Bello	1	1	6
Ryan Dyal	1	1	4
Cole Foster	-	1	6
Caden Green	-	2	2
Josh Hall	-	-	4
Cam Hill	1	1	8
Kason Howell	2	2	9
Ike Irish	4	4	4
Justin Kirby	-	1	1
Mason Land	-	-	7
Nate LaRue	-	-	4
C. McMurray	-	1	1
Gavin Miller	1	1	1
Brody Moss	2	1	2
Bobby Peirce	1	2	11
Chris Stanfield	1	1	1
Bryson Ware	4	4	6

AUBURN REACHED BASE STREAKS

	Current	'23	Career
Mike Bello	1	1	8
Ryan Dyal	1	1	15
Cole Foster	4	4	11
Caden Green	-	2	2
Josh Hall	-	-	5
Cam Hill	1	1	8
Kason Howell	2	2	23
Ike Irish	4	4	4
Justin Kirby	4	4	4
Mason Land	-	-	7
Nate LaRue	-	2	7
C. McMurray	-	1	1
Gavin Miller	1	1	1
Brody Moss	2	1	2
Bobby Peirce	1	2	20
Bryson Ware	5	4	8
Brody Wortham	2	2	2

BUNT HITS

Player	No.
Kason Howell	1
Bryson Ware	1
TOTAL	2

SAC BUNTS

Player	No.
Cole Foster	1
Caden Green	1
TOTAL	2

SAC FLIES

Player	No.
Nate LaRue	1
Brody Moss	1
Bryson Ware	1
TOTAL	3

OUTFIELD ASSISTS

Player	No.
TOTAL	0

PINCH HITS

Player	No.
Mike Bello	1
Gavin Miller	1
Chris Stanfield	1
TOTAL	3

AUBURN CAREER HOME RUN BREAKDOWN

	1R	2R	3R	GS	Career	Home	Road	Last
Bello	1	--	--	--	1	--	1	3/26/22
Dyal	3	3	--	1	7	6	1	3/17/22
Foster	4	2	2	1	9	6	3	6/3/22
Hill	2	3	--	1	6	6	--	6/4/22
Howell	4	3	2	--	9	3	6	3/18/22
Kirby	1	1	--	--	2	2	--	2/19/23
LaRue	5	3	--	--	8	6	2	6/3/22
Peirce	8	2	1	--	11	5	6	2/21/23
Ware	2	5	--	1	8	5	3	2/21/23

AUBURN 2023 GAME-BY-GAME STARTING LINEUPS

DATE	OPP	1	2	3	4	5	6	7	8	9	SP
2/17	Indiana	Peirce	Foster	Irish	Kirby	LaRue	McMurray	Howell	Ware	Green	Allsup
2/18	Indiana	Peirce	Foster	Irish	Kirby	LaRue	Howell	Ware	Wortham	Green	Gonzalez
2/19	Indiana	Peirce	Foster	Irish	Kirby	McMurray	Howell	Ware	LaRue	Green	Nelson
2/21	vs. North Alabama	Peirce	Moss	Kirby	Irish	Ware	Dyal	Foster	Hill	Howell	Copeland
2/24	Southern Cal										
2/25	Southern Cal										
2/26	Southern Cal										
3/1	Florida A&M										
3/3	Lipscomb										
3/4	Lipscomb										
3/5	Lipscomb										
3/7	UAB										
3/8	at Jacksonville State										
3/10	Southeastern										
3/11	Southeastern										
3/12	Southeastern										
3/14	Georgia Tech										
3/17	at Arkansas*										
3/18	at Arkansas*										
3/19	at Arkansas*										
3/21	vs. South Alabama										
3/23	Georgia*										
3/24	Georgia*										
3/25	Georgia*										
3/28	North Alabama										
3/31	at Florida*										
4/1	at Florida*										
4/2	at Florida*										
4/4	at UAB										
4/6	Texas A&M*										
4/7	Texas A&M*										
4/8	Texas A&M*										
4/11	at Georgia Tech										
4/14	at Alabama*										
4/15	at Alabama*										
4/16	at Alabama*										
4/18	Samford										
4/21	Mississippi State*										
4/22	Mississippi State*										
4/23	Mississippi State*										
4/25	Troy										
4/28	at South Carolina*										
4/29	at South Carolina*										
4/30	at South Carolina*										
5/5	LSU*										
5/6	LSU*										
5/7	LSU*										
5/9	vs. Samford										
5/11	at Ole Miss*										
5/12	at Ole Miss*										
5/13	at Ole Miss*										
5/16	Jacksonville State										
5/18	Missouri*										
5/19	Missouri*										
5/20	Missouri*										

* - SEC Game

AUBURN 2023 GAME-BY-GAME STARTERS

DATE	OPP	SP	C	1B	2B	3B	SS	LF	CF	RF	DH
2/17	Indiana	Allsup	LaRue	McMurray	Green	Ware	Foster	Peirce	Howell	Kirby	Irish
2/18	Indiana	Gonzalez	LaRue	Wortham	Green	Ware	Foster	Peirce	Howell	Kirby	Irish
2/19	Indiana	Nelson	LaRue	McMurray	Green	Ware	Foster	Peirce	Howell	Kirby	Irish
2/21	vs. North Alabama	Copeland	Dyal	Hill	Moss	Ware	Foster	Peirce	Howell	Kirby	Irish
2/24	Southern Cal										
2/25	Southern Cal										
2/26	Southern Cal										
3/1	Florida A&M										
3/3	Lipscomb										
3/4	Lipscomb										
3/5	Lipscomb										
3/7	UAB										
3/8	at Jacksonville State										
3/10	Southeastern										
3/11	Southeastern										
3/12	Southeastern										
3/14	Georgia Tech										
3/17	at Arkansas*										
3/18	at Arkansas*										
3/19	at Arkansas*										
3/21	vs. South Alabama										
3/23	Georgia*										
3/24	Georgia*										
3/25	Georgia*										
3/28	North Alabama										
3/31	at Florida*										
4/1	at Florida*										
4/2	at Florida*										
4/4	at UAB										
4/6	Texas A&M*										
4/7	Texas A&M*										
4/8	Texas A&M*										
4/11	at Georgia Tech										
4/14	at Alabama*										
4/15	at Alabama*										
4/16	at Alabama*										
4/18	Samford										
4/21	Mississippi State*										
4/22	Mississippi State*										
4/23	Mississippi State*										
4/25	Troy										
4/28	at South Carolina*										
4/29	at South Carolina*										
4/30	at South Carolina*										
5/5	LSU*										
5/6	LSU*										
5/7	LSU*										
5/9	vs. Samford										
5/11	at Ole Miss*										
5/12	at Ole Miss*										
5/13	at Ole Miss*										
5/16	Jacksonville State										
5/18	Missouri*										
5/19	Missouri*										
5/20	Missouri*										

* - SEC Game

2023 OVERALL STATS



**2023 Auburn Baseball
Overall Statistics for Auburn (as of Feb 21, 2023)
(All games Sorted by Batting avg)**



Record: 3-1 Home: 2-1 Away: 0-0 Neutral: 1-0 SEC: 0-0

Player	avg	gp-gs	ab	r	h	2b	3b	hr	rbi	tb	slg%	bb	hp	so	gdp	ob%	sf	sh	sb-att	po	a	e	fld%	
8 Ware, Bryson	.667	4-4	15	2	10	4	0	1	5	17	1.133	0	1	2	1	.647	1	0	0-0	2	7	2	.818	
18 Irish, Ike	.563	4-4	16	5	9	3	0	0	4	12	.750	2	0	1	1	.611	0	0	0-0	0	0	0	.000	
27 Peirce, Bobby	.389	4-4	18	5	7	1	0	1	6	11	.611	0	0	2	0	.389	0	0	0-0	11	0	0	1.000	
1 Green, Caden	.286	3-3	7	3	2	0	0	0	1	2	.286	2	0	0	0	.444	0	1	0-0	3	12	0	1.000	
5 Howell, Kason	.250	4-4	16	2	4	1	0	0	1	5	.313	0	0	6	0	.250	0	0	0-0	8	0	0	1.000	
14 Kirby, Justin	.182	4-4	11	4	2	0	0	2	3	8	.727	7	0	4	0	.500	0	0	0-0	3	0	0	1.000	
7 Foster, Cole	.100	4-4	10	3	1	0	0	0	1	1	.100	6	1	3	0	.471	0	1	0-0	2	9	0	1.000	
24 LaRue, Nate	.000	3-3	10	0	0	0	0	0	1	0	.000	2	0	3	0	.154	1	0	1-1	25	2	0	1.000	

3 Stanfield, Chris	1.000	2-0	1	0	1	0	0	0	1	1	1.000	0	0	0	0	1.000	0	0	0-0	0	0	0	.000	
9 Moss, Brody	.500	1-1	2	1	1	0	0	0	1	1	.500	1	1	0	0	.600	1	0	0-0	2	1	0	1.000	
11 Miller, Gavin	.500	1-0	2	0	1	0	0	0	0	1	.500	0	0	1	0	.500	0	0	0-0	0	0	0	.000	
31 Bello, Mike	.500	2-0	2	0	1	0	0	0	0	1	.500	0	0	0	0	.500	0	0	0-0	0	0	0	.000	
16 Hill, Cam	.333	1-1	3	1	1	0	0	0	2	1	.333	1	0	0	1	.500	0	0	0-0	5	0	0	1.000	
6 Dyal, Ryan	.333	1-1	3	1	1	0	0	0	1	1	.333	0	1	0	0	.500	0	0	0-0	11	1	0	1.000	
26 McMurray, Cooper	.167	2-2	6	1	1	0	0	0	0	1	.167	1	0	4	0	.286	0	0	0-0	15	1	0	1.000	
10 Wortham, Brody	.000	2-1	3	1	0	0	0	0	0	0	.000	2	1	0	0	.500	0	0	0-0	14	1	0	1.000	
2 Hall, Josh	.000	2-0	1	0	0	0	0	0	0	0	.000	0	0	1	0	.000	0	0	0-0	0	0	0	.000	
4 Wright, Carter	.000	1-0	1	0	0	0	0	0	0	0	.000	0	0	0	0	.000	0	0	0-0	0	0	0	.000	
Totals	.331	4	127	29	42	9	0	4	27	63	.496	24	5	27	3	.447	3	2	1-1	102	35	2	.986	
Opponents	.219	4	128	17	28	8	0	2	15	42	.328	14	5	36	2	.315	2	0	1-1	93	36	4	.970	

LOB - Team (39), Opp (30). DPs turned - Team (2), Opp (3).

(All games Sorted by Earned run avg)

Player	era	w-l	app	gs	cg	sho	sv	ip	h	r	er	bb	so	2b	3b	hr	b/avg	wp	hp	bk	sfa	sha
45 Gonzalez, Joseph	0.00	1-0	1	1	0	0/0	0	5.0	2	0	0	0	1	1	0	0	.125	0	0	0	0	0
41 Armstrong, John	0.00	0-0	2	0	0	0/0	0	4.2	1	0	0	1	5	1	0	0	.067	0	0	0	0	0
54 Copeland, Konner	2.45	1-0	1	1	0	0/0	0	3.2	3	1	1	0	6	2	0	0	.231	0	0	0	1	0
43 Isbell, Chase	2.45	0-0	2	0	0	0/0	0	3.2	3	1	1	1	6	0	0	0	.214	0	0	0	0	0
77 Crotchfelt, Zach	4.91	0-0	1	0	0	0/0	0	3.2	3	2	2	1	4	0	0	0	.214	0	0	0	0	0

21 Vail, Tommy	0.00	0-0	1	0	0	0/0	0	2.0	0	0	0	0	1	0	0	0	.000	0	0	0	0	0
17 Horne, Trevor	0.00	0-0	1	0	0	0/0	0	1.2	1	0	0	0	0	0	0	0	.167	1	0	0	0	0
33 Cannon, Will	0.00	0-0	1	0	0	0/0	0	1.0	1	0	0	0	2	0	0	0	.250	0	1	0	0	0
22 Murphy, Hayden	0.00	0-0	1	0	0	0/0	0	0.2	1	0	0	0	0	1	0	0	.333	0	0	0	0	0
20 Sheehan, Tommy	0.00	0-0	1	0	0	0/0	0	0.1	0	0	0	2	1	0	0	0	.000	0	1	0	0	0
25 Bauman, Tanner	3.38	1-0	1	0	0	0/0	0	2.2	1	2	1	1	3	0	0	0	.100	0	2	0	0	0
46 Allsup, Chase	9.00	0-0	1	1	0	0/0	0	2.0	3	2	2	2	4	0	0	1	.333	0	0	0	0	0
23 Carlson, Parker	13.50	0-0	1	0	0	0/0	0	0.2	3	1	1	0	1	1	0	0	.600	0	0	0	0	0
29 Herberholz, Christia	20.25	0-0	1	0	0	0/0	0	1.1	3	3	3	1	2	2	0	0	.500	0	0	0	1	0
44 Olson, Ryan	27.00	0-0	1	0	0	0/0	0	0.1	1	1	1	2	0	0	0	0	.500	0	0	0	0	0
12 Nelson, Drew	54.00	0-1	1	1	0	0/0	0	0.2	2	4	4	3	0	0	0	1	.500	0	1	0	0	0
Totals	4.24	3-1	4	4	0	0/0	0	34.0	28	17	16	14	36	8	0	2	.219	1	5	0	2	0
Opponents	7.55	1-3	4	4	0	0/0	0	31.0	42	29	26	24	27	9	0	4	.331	4	5	0	3	2

PB - Team (0), Opp (1). SBA/ATT - Wright, C. (1-1), Olson, R. (1-1).

2023 GAME SUMMARY



**2023 Auburn Baseball
Games Summary for Auburn (as of Feb 23, 2023)
(All games)**



Score by innings	1	2	3	4	5	6	7	8	9	Total
Auburn	7	0	8	5	3	5	0	1	0	29
Opponents	4	3	3	1	2	0	3	1	0	17

Record when ...

Overall	3-1	After 6 leading	3-0
Conference	0-0 trailing	0-1
Non-Conference	3-1 tied	0-0
Home games	2-1	After 7 leading	2-0
Away games	0-0 trailing	0-1
Neutral site	1-0 tied	0-0
Day games	2-1	After 8 leading	2-0
Night games	1-0 trailing	0-1
vs Left starter	2-0 tied	0-0
vs Right starter	1-1		
1-Run games	0-0	Hit 0 home runs	1-0
2-Run games	0-0	... 1 home run	1-1
5+Run games	2-1	... 2+ home runs	1-0
Extra innings	0-0		
Shutouts	0-0	Opponent 0 home runs	2-0
	 1 home run	1-1
	 2+ HRs	0-0
Scoring 0-2 runs	0-1		
..... 3-5 runs	0-0		
..... 6-9 runs	2-0	Made 0 errors	1-1
..... 10+ runs	1-0 1 error	2-0
	 2+ errors	0-0
Opponent 0-2 runs	2-0		
..... 3-5 runs	1-0	Opp. made 0 errors	1-1
..... 6-9 runs	0-0 1 error	0-0
..... 10+ runs	0-1 2+ errors	2-0
Scored in 1st inning	2-0	Out-hit opponent	3-0
Opp. scored in 1st	0-1	Out-hit by opponent	0-1
Scores first	3-0	Hits are tied	0-0
Opp. scores first	0-1		

Record when team scores:

Runs	0	1	2	3	4	5	6	7	8	9	10+
W-L	0-0	0-0	0-1	0-0	0-0	0-0	1-0	0-0	1-0	0-0	1-0

Record when opponent scores:

Runs	0	1	2	3	4	5	6	7	8	9	10+
W-L	0-0	2-0	0-0	0-0	1-0	0-0	0-0	0-0	0-0	0-0	0-1

Record when leading after:

Inn.	1	2	3	4	5	6	7	8
W-L	2-0	1-0	3-0	3-0	3-0	3-0	2-0	2-0

Record when trailing after:

Inn.	1	2	3	4	5	6	7	8
W-L	0-1	1-1	0-1	0-1	0-1	0-1	0-1	0-1


Record when tied after:

Inn.	1	2	3	4	5	6	7	8
W-L	1-0	1-0	0-0	0-0	0-0	0-0	0-0	0-0


Current winning streak: 1
 Longest winning streak: 2
 Longest losing streak: 1

Home attendance : 11760 (3 dates avg = 3920)
 Away attendance : 5448 (1 dates avg = 5448)
 Total attendance: 17208 (4 dates avg = 4302)

TV/RADIO ROSTER



1 CADEN GREEN



2 JOSH HALL




3 CHRIS STANFIELD



4 CARTER WRIGHT



5 KASON HOWELL



6 RYAN DYAL



7 COLE FOSTER



8 BRYSON WARE



9 BRODY MOSS



10 BRODY WORTHAM



11 GAVIN MILLER



12 DREW NELSON




14 JUSTIN KIRBY




16 CAM HILL



17 TREVOR HORNE



18 IKE IRISH



20 TOMMY SHEEHAN



21 TOMMY VAIL



22 HAYDEN MURPHY



23 PARKER CARLSON



24 NATE LARUE



25 TANNER BAUMAN



26 COOPER MCMURRAY



27 BOBBY PEIRCE




28 ELLIOT BRAY



29 CHRISTIAN HERBERHOLZ



31 MIKE BELLO



33 WILL CANNON



37 MASON LAND



41 JOHN ARMSTRONG



43 CHASE ISBELL



44 RYAN OLSON




45 JOSEPH GONZALEZ



46 CHASE ALLSUP




47 CAMERON KESHOCK



51 TY MAULDIN



54 KONNER COPELAND



77 ZACH CROTCHFELT



30 BUTCH THOMPSON



36 KARL NONEMAKER



39 GABE GROSS



40 DARON SCHOENROCK