

ALABAMA

CRIMSON TIDE BASKETBALL



2015-16 GAME NOTES 19 NCAA APPEARANCES | 13 COMBINED SEC TITLES | 2ND IN SEC HISTORY IN TOTAL LEAGUE WINS

2015-16 SCHEDULE/RESULTS

Opponent	TV	Time/Result
November		
6 TREVECCA NAZARENE (EXH)		W, 87-65
13 KENNESAW STATE	SECN+	W, 77-64
17 at Dayton+	ESPN	L, 48-80
20 LOUISIANA-LAFAYETTE	SECN+	W, 105-93
26 vs. No. 23 Xavier#	ESPN2	L, 45-64
27 vs. No. 20 Wichita State#	ESPN3	W, 64-60
29 vs. No. 17 Notre Dame#	ESPNU	W, 74-73

December

4 at Southern Miss	Fox Sports 1	W, 58-55
13 at Clemson	ESPNU	W, 51-50
16 WINTHROP	SEC Network	W, 72-60
21 OREGON^	ESPNU	L, 68-72
29 JACKSONVILLE STATE	SECN+	W, 67-59 (ot)

January

2 NORFOLK STATE	SEC Network	W, 68-49
7 at Ole Miss*	ESPNU	L, 66-74
9 No. 9 KENTUCKY*	SEC Network	L, 61-77
13 No. 19 SOUTH CAROLINA*	SEC Network	W, 73-50
16 at Vanderbilt*	SEC Network	L, 63-71
19 at Auburn*	SEC Network	L, 77-83
23 LSU*	ESPNU	L, 72-70
26 TENNESSEE*	SEC Network	W, 63-57
30 at South Carolina*	SEC Network	L, 64-78

February

2 at Mississippi State*	SEC Network	W, 82-80 (ot)
6 MISSOURI*	SEC Network	W, 80-71
10 No. 15 TEXAS A&M*	SEC Network	W, 63-62
13 at Florida*	SEC Network	W, 61-55
17 at LSU*	SEC Network	W, 76-69
20 MISSISSIPPI STATE*	SEC Network	L, 61-67
23 at No. 16 Kentucky*	ESPN	L, 53-78
27 AUBURN*	SEC Network	4 p.m.

March

2 ARKANSAS*	SEC Network	8 p.m.
5 at Georgia*	ESPN2	3 p.m.
9-13 at SEC Tournament%	TBD	TBD

+ ESPN College Hoops Tip-Off Marathon
 # 2015 Advocate Invitational (Orlando, Fla.)
 ^ Game played at Legacy Arena (Birmingham, Ala.)
 % SEC Tournament (Nashville, Tenn.)
 * SEC game

BOLD indicates home game

All times listed as Central and subject to change

FOLLOW US

Follow Alabama men's basketball on social media sites listed below for up-to-date news, exclusive content and more.



FOLLOW US ON TWITTER AND
INSTAGRAM @ALABAMAMBB



LIKE US ON FACEBOOK AT
ALABAMAMBB

GAME 28: AUBURN AT ALABAMA

FEB. 27, 2016 | 4 P.M. CT | TUSCALOOSA, ALA. | COLEMAN COLISEUM (15,383)

TV: SEC NETWORK (PBP: MATT STEWART, ANALYST: JOHN PELPHREY)

RADIO: CTSN (PBP: CHRIS STEWART, ANALYST: BRYAN PASSINK) | SIRIUS/XM CHANNEL: 83/190



ALABAMA CRIMSON TIDE



AUBURN TIGERS

2015-16 Record: _____ 16-11

2015-16 SEC Record: _____ 7-8

Leading Scorer: _____ Obasohan (17.4)

Leading Rebounder: _____ Norris (5.1)

Leading in Assists: _____ Coleman (3.3)

Head Coach: _____ Avery Johnson

At Alabama (Years): _____ 16-11 (1st)

College Career Record (Years): _____ 16-11 (1st)

Career Record (Years): _____ 270-197 (8th)*

*includes NBA career record of 254-186

2015-16 Record: _____ 11-16

2015-16 SEC Record: _____ 5-10

Leading Scorer: _____ Harris (14.0)

Leading Rebounder: _____ Bowers (9.8)

Leading in Assists: _____ Dunans (3.1)

Head Coach: _____ Bruce Pearl

At Auburn (Years): _____ 26-36 (2nd)

Career Record (Years): _____ 488-181 (21st)

INSIDE THE SERIES

Overall: Alabama leads, 92-60

In Tuscaloosa: 47-8 | In Auburn: 26-29 | At Neutral Sites: 19-23 | Current Streak: Auburn W1

Last Meeting: Auburn 83, Alabama 77 (Jan. 19, 2016 in Auburn, Ala.)

Series Notes: Saturday's game between Alabama and Auburn will mark the 153rd meeting between the two teams - the fourth-most games UA has played against any single opponent.

OPENING TIP

► Alabama will begin a two-game homestand when it takes on the Auburn Tigers on Saturday at 4 p.m. CT in Coleman Coliseum. It will mark the second meeting this season between the two teams, as the Tigers took an 83-77 victory back on Jan. 19 in Auburn, Ala.

► Saturday's game will air on SEC Network as Matt Stewart (play-by-play) and John Pelphrey (analyst) will be on the call. The contest will also be available via the Crimson Tide Sports Network, with Chris Stewart and Bryan Passink calling all the action. Fans will be able to follow along on gametracker (accessed through RollTide.com), and game updates will be available on Twitter via @AlabamaMBB.

► Senior guard Retin Obasohan has been making his case for first team all-conference honors. Against league competition, Obasohan is averaging 20.5 points, 5.0 rebounds, 3.2 assists and 1.4 steals per game, while shooting 50.5 percent from the floor and 38.2 percent from beyond the arc through 15 conference games. He enters the Auburn contest ranking fourth in scoring average, fifth in field goal percentage and tied for ninth in steals per game in SEC contests. Moreover, he has 10 games of 20 or more points vs. SEC teams and has scored in double figures in all but one game in conference play.

► Alabama comes into its game vs. Auburn with an RPI of No. 45 and a strength of schedule of No. 17 in the nation, according to ESPN.com (through games of Feb. 26). The Tide's RPI ranks fifth-best in the SEC, while its SOS is second-best in the league. Alabama ranks second in the SEC with 5 wins vs. the RPI top 50 (5-6).

► Through 15 conference games, Alabama leads the SEC in league strength of schedule. The Tide's SEC opponents have a combined winning percentage of .601 (250-166).













► Through 13 home games during head coach Avery Johnson's first year, Alabama is averaging 13,057 fans per game, which ranks fourth in the SEC. That number would rank as the highest single-season per game attendance average in program history (full note on page 9).

► Saturday's game vs. Auburn is sold out, marking the fifth home sellout of the season. It is the most games sold out in a single season at Alabama since the selling out six during the 2006-07 campaign.



OVERALL • 16-11
SEC • 7-8
LAST 10 • 6-4

HOME • 9-4
AWAY • 5-6
NEUTRAL • 2-1

PREVIOUS GAME'S STARTERS
HIGHLIGHTED IN SHADED BOX

1		<div>RILEY NORRIS</div> <div>G/F • 6-7 • 203 • So. • Albertville, Ala.</div> <table><tr><td>PPG</td><td>RPG</td><td>3FG%</td><td>APG</td><td>SPG</td><td>MPG</td></tr><tr><td>7.9</td><td>5.1</td><td>.400</td><td>0.5</td><td>0.9</td><td>27.4</td></tr></table>	PPG	RPG	3FG%	APG	SPG	MPG	7.9	5.1	.400	0.5	0.9	27.4	<div>LAST GAME: 3 pts, 4 rebs at Kentucky</div> <div>NOTE: Leads team in rpg & 3FG% ... career high 27 pts & tied school record with 8 treys in win over South Carolina ... leads team with 2 double-doubles (Jax State - 10 pts/11 rebs & LSU - 10 pts/10 rebs) ... career high 16 boards at LSU ... avg. 10.4 ppg & 6.5 rpg in SEC play ... has 11 double-digit gms.</div>	<div>SEASON HIGHS</div> <div>Pts: 27 vs. South Carolina, 1/13/16</div> <div>Reb: 16 at LSU, 2/17/16</div> <div>Ast: 2 (3x), at Florida, 2/13/16</div> <div>Stl: 2 (3x), vs. Texas A&M, 2/10/16</div>
PPG	RPG	3FG%	APG	SPG	MPG											
7.9	5.1	.400	0.5	0.9	27.4											
2		<div>LAWSON SCHAFER</div> <div>G • 5-11 • 160 • Fr. • Cullman, Ala.</div> <table><tr><td>PPG</td><td>RPG</td><td>APG</td><td>SPG</td><td>BPG</td><td>MPG</td></tr><tr><td>0.6</td><td>0.0</td><td>0.1</td><td>0.1</td><td>0.0</td><td>2.2</td></tr></table>	PPG	RPG	APG	SPG	BPG	MPG	0.6	0.0	0.1	0.1	0.0	2.2	<div>LAST GAME: 2 mins at Kentucky</div> <div>NOTE: A preferred walk-on ... scored first collegiate points on a 3-pointer vs. No. 9 Kentucky ... also hit a 3 vs. South Carolina ... 2 pts in 6 mins vs. Mizzou ... 6A Player of the Year ... ASWA 2015 boys "Super 5" team ... averaged 21.4 points, and 7.7 assists a game.</div>	<div>SEASON HIGHS</div> <div>Pts: 3 (2x), vs. S. Carolina, 1/13/16</div> <div>Ast: 1 at Vanderbilt, 1/16/16</div> <div>Stl: 1 vs. Norfolk State, 1/2/16</div>
PPG	RPG	APG	SPG	BPG	MPG											
0.6	0.0	0.1	0.1	0.0	2.2											
3		<div>MICHAEL KESSENS</div> <div>F • 6-9 • 228 • Jr. • Nyon, Switzerland</div> <table><tr><td>PPG</td><td>RPG</td><td>FG%</td><td>SPG</td><td>BPG</td><td>MPG</td></tr><tr><td>3.8</td><td>3.6</td><td>.580</td><td>0.6</td><td>0.4</td><td>17.0</td></tr></table>	PPG	RPG	FG%	SPG	BPG	MPG	3.8	3.6	.580	0.6	0.4	17.0	<div>LAST GAME: 5 rebs, 1 ast at Kentucky</div> <div>NOTE: Third on team in FG%, making 40-of-69 shots on the year ... had season-high 10 pts along with 7 rebs at Ole Miss ... scored 8 pts & season-high 9 rebs vs. Notre Dame ... had 9 pts & 5 rebs vs. Jacksonville State.</div>	<div>SEASON HIGHS</div> <div>Pts: 10 at Ole Miss, 1/7/16</div> <div>Reb: 9 (2x) vs. Norfolk State, 1/2/16</div> <div>Ast: 2 (2x) vs. Missouri, 2/6/16</div>
PPG	RPG	FG%	SPG	BPG	MPG											
3.8	3.6	.580	0.6	0.4	17.0											
4		<div>ARTHUR EDWARDS</div> <div>G • 6-6 • 217 • Gr. • Washington, D.C.</div> <table><tr><td>PPG</td><td>RPG</td><td>3FG%</td><td>APG</td><td>SPG</td><td>MPG</td></tr><tr><td>9.2</td><td>4.0</td><td>.382</td><td>1.3</td><td>0.6</td><td>28.1</td></tr></table>	PPG	RPG	3FG%	APG	SPG	MPG	9.2	4.0	.382	1.3	0.6	28.1	<div>LAST GAME: 2 rebs, 1 blk at Kentucky</div> <div>NOTE: Ranks 2nd on team and 9th in SEC in 3-pt FG% ... 3rd on team in rpg & ppg ... scored a career-high 17 three times (at Southern Miss, at Ole Miss & vs. LSU) ... had a 15 pts vs. Notre Dame ... had 16 pts vs. Jax State ... 2nd on team with 14 double-digit scoring games ... graduate transfer (New Mexico).</div>	<div>SEASON HIGHS</div> <div>Pts: 17 (3x), vs. LSU, 1/23/16</div> <div>Reb: 7 vs. Mississippi State, 2/20/16</div> <div>Ast: 4 vs. South Carolina, 1/13/16</div> <div>Blk: 2 at Mississippi State, 2/2/16</div>
PPG	RPG	3FG%	APG	SPG	MPG											
9.2	4.0	.382	1.3	0.6	28.1											
5		<div>JUSTIN COLEMAN</div> <div>G • 5-10 • 168 • So. • Birmingham, Ala.</div> <table><tr><td>PPG</td><td>RPG</td><td>APG</td><td>SPG</td><td>3FG%</td><td>MPG</td></tr><tr><td>8.0</td><td>2.1</td><td>3.3</td><td>0.7</td><td>.280</td><td>26.2</td></tr></table>	PPG	RPG	APG	SPG	3FG%	MPG	8.0	2.1	3.3	0.7	.280	26.2	<div>LAST GAME: 8 pts, 2 rebs, 1 ast at Kentucky</div> <div>NOTE: Leads team in assists & FT% (.889), 3rd in stls ... scored a career-high 24 along with 6 assists vs. Oregon ... had 21 pts in the win at LSU ... had 18 pts & career high 8 asts vs. Louisiana ... has led UA in assists 14 times this season ... named to SEC First Year Academic Honor Roll in 2014-15.</div>	<div>SEASON HIGHS</div> <div>Pts: 24 vs. Oregon, 12/21/15</div> <div>Reb: 5 at Clemson, 12/13/15</div> <div>Ast: 8 vs. Louisiana, 11/20/15</div> <div>Stl: 3 vs. Louisiana, 11/20/15</div>
PPG	RPG	APG	SPG	3FG%	MPG											
8.0	2.1	3.3	0.7	.280	26.2											
10		<div>JIMMIE TAYLOR</div> <div>F • 6-10 • 248 • Jr. • Greensboro, Ala.</div> <table><tr><td>PPG</td><td>RPG</td><td>FG%</td><td>APG</td><td>BPG</td><td>MPG</td></tr><tr><td>5.8</td><td>5.0</td><td>.620</td><td>0.4</td><td>1.9</td><td>22.2</td></tr></table>	PPG	RPG	FG%	APG	BPG	MPG	5.8	5.0	.620	0.4	1.9	22.2	<div>LAST GAME: 3 pts, 1 reb, 1 blk at Kentucky</div> <div>NOTE: 93 consecutive games played & 67 consecutive starts ... tops team in blocks, 2nd in rebs ... tied for 3rd in SEC in blocks per game ... season highs of 14 pts & 11 rebs vs. Winthrop ... 13 pts, 6 rebs & season-high 5 blks vs. Jax State ... 11 rebs & 5 blks at Florida ... named SEC Academic Honor Roll.</div>	<div>SEASON HIGHS</div> <div>Pts: 14 vs. Winthrop, 12/16/15</div> <div>Reb: 11 vs. Winthrop, 12/16/15</div> <div>Blk: 5 (2x), at Florida, 2/13/16</div>
PPG	RPG	FG%	APG	BPG	MPG											
5.8	5.0	.620	0.4	1.9	22.2											
11		<div>SHANNON HALE</div> <div>F • 6-8 • 233 • Jr. • Johnson City, Tenn.</div> <table><tr><td>PPG</td><td>RPG</td><td>3FG%</td><td>APG</td><td>SPG</td><td>MPG</td></tr><tr><td>10.8</td><td>3.1</td><td>.299</td><td>0.6</td><td>0.5</td><td>25.5</td></tr></table>	PPG	RPG	3FG%	APG	SPG	MPG	10.8	3.1	.299	0.6	0.5	25.5	<div>LAST GAME: 2 pts, 2 rebs at Kentucky</div> <div>NOTE: Has missed five games this season ... 2nd on team in scoring and FT% (.776) ... reached double figures in 13 of the 22 games he's played ... scored a season-high 22 pts vs. Miss. State ... had 20 pts vs. Wichita State & vs. Tennessee ... scored 19 pts in win vs. Notre Dame.</div>	<div>SEASON HIGHS</div> <div>Pts: 22 vs. Mississippi State, 2/20/16</div> <div>Reb: 8 vs. Tennessee, 1/26/16</div> <div>Ast: 2 (2x) at Auburn, 1/19/16</div> <div>Blk: 2 vs. Louisiana, 11/20/15</div>
PPG	RPG	3FG%	APG	SPG	MPG											
10.8	3.1	.299	0.6	0.5	25.5											
12		<div>DAZON INGRAM</div> <div>G • 6-5 • 208 • Fr. • Theodore, Ala.</div> <table><tr><td>PPG</td><td>RPG</td><td>APG</td><td>SPG</td><td>BPG</td><td>MPG</td></tr><tr><td>7.7</td><td>5.9</td><td>3.3</td><td>1.1</td><td>0.4</td><td>25.6</td></tr></table>	PPG	RPG	APG	SPG	BPG	MPG	7.7	5.9	3.3	1.1	0.4	25.6	<div>LAST GAME: DNP at Kentucky</div> <div>NOTE: Injured left foot on Dec. 8 and is out the remainder of the year ... led team in rebounds and assists at the time of his injury ... scored 16 pts in debut - most pts by a freshman in his first game in seven years ... named 2015 Mr. Basketball in Alabama.</div>	<div>SEASON HIGHS</div> <div>Pts: 16 vs. Kennesaw St, 11/13/15</div> <div>Reb: 9 vs. Xavier, 11/26/15</div> <div>Ast: 5 vs. Louisiana, 11/20/15</div> <div>Stl: 2 (3x), vs. Xavier, 11/26/15</div>
PPG	RPG	APG	SPG	BPG	MPG											
7.7	5.9	3.3	1.1	0.4	25.6											
23		<div>BRANDON AUSTIN</div> <div>G • 6-5 • 197 • Fr. • Montgomery, Ala.</div> <table><tr><td>PPG</td><td>RPG</td><td>APG</td><td>SPG</td><td>BPG</td><td>MPG</td></tr><tr><td>1.6</td><td>0.8</td><td>0.1</td><td>0.1</td><td>0.1</td><td>8.7</td></tr></table>	PPG	RPG	APG	SPG	BPG	MPG	1.6	0.8	0.1	0.1	0.1	8.7	<div>LAST GAME: 6 pts at Kentucky</div> <div>NOTE: Had season high 7 pts in win over Winthrop ... has 6 pts at No. 16 Kentucky ... collected 4 pts and 4 rebs at Miss. State ... named the 6A state tournament MVP and won 2015 state championship ... First Team All-State honoree & ranked No. 2 player in the state of Alabama.</div>	<div>SEASON HIGHS</div> <div>Pts: 7 vs. Winthrop, 12/16/15</div> <div>Reb: 3 (2x) at Miss. State, 2/2/16</div> <div>Ast: 1 vs. South Carolina, 1/13/16</div>
PPG	RPG	APG	SPG	BPG	MPG											
1.6	0.8	0.1	0.1	0.1	8.7											
24		<div>CHRISTIAN CLARK</div> <div>F • 6-6 • 210 • So. • Chester, Va.</div> <table><tr><td>PPG</td><td>RPG</td><td>APG</td><td>SPG</td><td>BPG</td><td>MPG</td></tr><tr><td>0.0</td><td>0.1</td><td>0.0</td><td>0.0</td><td>0.0</td><td>1.4</td></tr></table>	PPG	RPG	APG	SPG	BPG	MPG	0.0	0.1	0.0	0.0	0.0	1.4	<div>LAST GAME: 2 mins at Kentucky</div> <div>NOTE: Walked on at Alabama prior to the 2014-15 season and is now eligible to suit up this year ... earned his spot through walk-on tryouts ... did not play in any games a year ago and only dressed for the team's final 10 contests.</div>	<div>SEASON HIGHS</div> <div>Pts:</div> <div>Reb: 1 at Dayton, 11/17/15</div> <div>Ast:</div>
PPG	RPG	APG	SPG	BPG	MPG											
0.0	0.1	0.0	0.0	0.0	1.4											
32		<div>RETIN OBASOHAN</div> <div>G • 6-2 • 210 • Sr. • Antwerp, Belgium</div> <table><tr><td>PPG</td><td>RPG</td><td>3FG%</td><td>APG</td><td>SPG</td><td>MPG</td></tr><tr><td>17.4</td><td>4.0</td><td>.362</td><td>2.7</td><td>1.4</td><td>32.6</td></tr></table>	PPG	RPG	3FG%	APG	SPG	MPG	17.4	4.0	.362	2.7	1.4	32.6	<div>LAST GAME: 29 pts, 5 rebs at Kentucky</div> <div>NOTE: 13 gms of 20 or more pts & 21 double-figure scoring gms ... 2X SEC POW (12/14 & 2/8) ... avg. 20.5 ppg in SEC play which ranks fourth in league ... career-high 35 pts at LSU ... scored 29 pts at Kentucky ... had 27 at Auburn ... had 25 pts & career-high 8 asts at Miss. State ... had 19 pts & hit game-winner vs. Notre Dame ... led UA in scoring 17 gms.</div>	<div>SEASON HIGHS</div> <div>Pts: 35 at LSU, 2/17/16</div> <div>Reb: 7 (2x), at Florida, 2/13/16</div> <div>Ast: 8 at Mississippi State, 2/2/16</div> <div>Stls: 4 vs. Norfolk State, 1/2/16</div>
PPG	RPG	3FG%	APG	SPG	MPG											
17.4	4.0	.362	2.7	1.4	32.6											
35		<div>DONTA HALL</div> <div>F • 6-9 • 224 • Fr. • Luverne, Ala.</div> <table><tr><td>PPG</td><td>RPG</td><td>FG%</td><td>SPG</td><td>BPG</td><td>MPG</td></tr><tr><td>2.4</td><td>4.0</td><td>.605</td><td>0.3</td><td>1.4</td><td>11.6</td></tr></table>	PPG	RPG	FG%	SPG	BPG	MPG	2.4	4.0	.605	0.3	1.4	11.6	<div>LAST GAME: 2 pts, 8 rebs at Kentucky</div> <div>NOTE: Second on team in FG% and bpg ... ranks 3rd among SEC freshmen in FG% and blocks per game ... 2A Alabama Player of the Year ... averaged a triple-double as a senior (22.6 ppg, 18.1 rpg and nearly 12.0 bpg) ... is the first student-athlete from Luverne HS to earn a D-I scholarship.</div>	<div>SEASON HIGHS</div> <div>Pts: 7 at Dayton, 11/17/15</div> <div>Reb: 10 vs. Texas A&M, 2/10/16</div> <div>Blks: 4 (2x) vs. Missouri, 2/6/16</div>
PPG	RPG	FG%	SPG	BPG	MPG											
2.4	4.0	.605	0.3	1.4	11.6											

TALE OF THE TAPE: ALABAMA VS. AUBURN

	VS.	
16-11	Overall	11-16
7-8	Conference	5-10
6-4	Last 10	2-8
3-2	Last 5	2-3
67.0	PPG	72.1
67.5	OPP PPG	77.7
-0.5	Margin	-5.6
.426	FG%	.400
.403	FG% DEF	.443
.334	3PT%	.348
.320	3PT% DEF	.344
.653	FT%	.636
35.3	RPG	37.1
37.8	OPP RPG	40.8
-2.4	Margin	-3.7
10.7	APG	11.8
13.8	TOs PG	13.8
5.0	BPG	4.1
5.7	SPG	5.3

ALABAMA-AUBURN
SERIES INFORMATION

Overall Series Record	Alabama leads, 92-60
Last five contests	Alabama leads, 3-2
Last 10 contests	Alabama leads, 7-3
Most points by Alabama	99, Jan. 15, 1955
Fewest points by Alabama	37, Feb. 6, 2013
UA Largest Win Margin	41, March 2, 2005
Most points by Auburn	121, Feb. 14, 1970
Fewest points by Auburn	16, 1941
Auburn Largest Win Margin	54, Jan. 18, 1998
At Auburn	26-29
At Alabama	47-8
At Coleman Coliseum	40-7
Neutral site	19-23
Series Streak	Auburn won 1
First Meeting	1924
Last Meeting	Jan. 19, 2016

2015-16 LEADERS

ALABAMA	CATEGORY	AUBURN
Retin Obasohan 17.4	Scoring	14.0 Tyler Harris
Riley Norris 5.1	Rebounding	9.8 Cinmeon Bowers
Justin Coleman 3.3	Assists	3.1 T.J. Dunans
Retin Obasohan 1.4	Steals	1.3 T.J. Dunans
Jimmie Taylor 1.9	Blocks	2.1 Horace Spencer
Retin Obasohan 158	Field Goals	122 Tyler Harris
Retin Obasohan 332	Field Goal Attempts	272 Tyler Harris
Jimmie Taylor .620	Field Goal Percentage	.491 T.J. Dunans
Arthur Edwards 55	3-Point Field Goals	70 Bryce Brown
Arthur Edwards 144	3-Point Field Goal Attempts	185 Bryce Brown
Riley Norris .400	3-Point Field Goal Percentage	.406 TJ Lang
Retin Obasohan 115	Free Throws	111 Tyler Harris
Retin Obasohan 162	Free Throw Attempts	168 Tyler Harris
Justin Coleman .889	Free Throw Percentage	.810 Bryce Brown

ABOUT ALABAMA'S OPPONENT – AUBURN

- Alabama and Auburn will play for the 153rd time in series history, which ranks fourth all-time in the UA record books. The Tide owns a 92-60 advantage in the all-time series, which includes a 47-8 mark in Tuscaloosa and a 40-7 record in games played in Coleman Coliseum.
- Alabama has won nine of the last 12 games played between the two teams, including six straight at home.
- Saturday's contest marks the second meeting between the Tide and Tigers this season. Auburn captured an 83-77 victory on its home floor back on Jan. 19. It was the Tigers' third victory in the last 12 meetings between the two teams.
- Senior Cinmeon Bowers is the SEC's leading returner in both double-doubles (14) and rebounding (9.6 rpg). Bowers also averaged 12.1 ppg and was named to the First-Year SEC Academic Honor Roll with a 3.0 GPA. His 14 double-doubles were the most for an Auburn player since Jeff Moore's 14 in 1986-87.
- Auburn comes into the game against the Crimson Tide leading the SEC both overall (9.2) and in league play (9.0) in three-pointers made per game, and ranking 20th in the nation with 9.7 threes made per game. The Tigers rank seventh in the SEC in three-point field goal percentage (.348).
- Bryce Brown scored a career-high 27 points on 9-of-14 3-pointers in Auburn's 90-86 win at Arkansas on Feb. 17. He was one made 3-pointer shy of tying Lance Weems' Auburn single-game 3-pointers made record of 10 vs. Arkansas in 1996. In the last four games, Brown is averaging 15.5 points per contest while shooting 16-of-34 (.470) from 3-point range
- Auburn probable starters (starting five from last game):** Guard TJ Lang (6.9 ppg, 41.5 3FG%), Forward Cinmeon Bowers (10.9 ppg, 9.8 rpg), Forward TJ Dunans (11.9 ppg, 2.7 rpg, 3.1 apg), Forward Jordon Granger (4.9 ppg, 2.3 rpg), Center Horace Spencer (4.6 ppg, 5.1 rpg, 2.1 bpg).

BY THE NUMBERS

4
Alabama has defeated four top-25 teams in the regular season for the first time since the 2001-02 campaign. The Tide has recorded wins over then-No. 20 Wichita State (64-60) on Nov. 27, then-No. 17 Notre Dame (74-73) on Nov. 29, then-No. 19 South Carolina (73-50) on Jan. 13 and then-No. 15 Texas A&M (63-62) on Feb. 10.

7
The 2015-16 Alabama men's basketball team is one of the younger teams in the nation. Seven of the 12 players on this year's roster are either freshmen or sophomores.

8
Riley Norris tied a school record with eight three-pointers in a win over then-No. 19 South Carolina on Jan. 13. He became the sixth different UA player to achieve the feat and the first since Mykal Riley did so on March 13, 2008.

11
The Crimson Tide has won 11 games that were decided by less than 10 points, with six of those games coming down to the game's final possession. The Tide has a record of 11-6 in games decided by 10 or fewer points and 5-1 in one possession games this season.

13
Retin Obasohan has recorded 13 games of 20 or more points this season.

32
Alabama has made 32 postseason appearances in program history. The Crimson Tide has reached the NCAA Tournament a total of 19 times, with the most recent trip coming in 2012.

42/19
Alabama's ESPN.com RPI and Strength of Schedule, respectively, entering its game vs. Auburn (as of Feb. 26).

55
Number of games Alabama has won in league play over the past six years. UA ranks third in the league, trailing only Kentucky (79) and Florida (72). UA is one game ahead of Georgia (54) and Ole Miss (54) over the six-year span, followed by Tennessee (52).

62/191
The number of games it took Avery Johnson to win 50 games and 150 games, respectively, as an NBA head coach, both of which were league records.

254
Number of career NBA coaching wins head coach Avery Johnson collected during his seven-plus seasons as the head coach of the Dallas Mavericks and Brooklyn Nets.

1,616
Number of all time wins for Alabama, now in its 103rd year of basketball, which ranks second in the SEC. The Tide became just the 34th program in Division I to reach the milestone.

LAST TIME OUT: KENTUCKY, ALABAMA 61 - FEB. 23, 2016 (LEXINGTON, KY.)

Official Basketball Box Score -- Game Totals -- Final Statistics
Alabama vs Kentucky
02/23/16 7:00 pm at Rupp Arena - Lexington, KY

Alabama 53 • 16-11, 7-8

#	Player		Total			3-Ptr			Rebounds			PF	TP	A	TO	Blk	Stl	Min
			FG	FGA		FG	FGA		Off	Def	Tot							
10	Taylor, Jimmie	f	1-3	0-0	1-2	1	0	1	1	3	4	1	3	1	0	1	0	22
11	Hale, Shannon	f	0-4	0-1	2-4	0	2	2	3	2	5	1	3	0	0	0	0	27
01	Norris, Riley	g	1-5	1-3	0-0	1	3	4	3	3	6	1	3	0	0	0	0	23
04	Edwards, Arthur	g	0-3	0-2	0-0	0	2	2	4	0	4	0	1	1	1	0	0	20
32	Obasohan, Retin	g	9-13	1-1	10-12	1	4	5	3	29	32	1	4	1	0	0	0	31
02	Schaffer, Lawson		0-1	0-1	0-0	0	0	0	0	0	0	0	0	0	0	0	0	2
03	Kessens, Michael		0-2	0-1	0-0	1	4	5	3	0	3	1	1	0	0	0	0	17
05	Coleman, Justin		3-11	2-4	0-0	0	2	2	3	8	11	1	0	0	0	0	0	32
23	Austin, Brandon		2-3	2-2	0-0	0	0	0	2	6	8	0	0	0	0	0	0	11
24	Clark, Christian		0-0	0-0	0-0	0	0	0	0	0	0	0	0	0	0	0	0	2
35	Hall, Donta		1-3	0-0	0-0	2	6	8	1	2	3	0	0	1	0	0	0	13
Team						0	0	0										
Totals			17-48	6-15	13-18	6	23	29	23	53	76	6	12	4	0	0	0	200

FG % 1st Half: 6-23 26.1% 2nd half: 11-25 44.0% Game: 17-48 35.4%
 3FG % 1st Half: 2-5 40.0% 2nd half: 4-10 40.0% Game: 6-15 40.0%
 FT % 1st Half: 7-8 87.5% 2nd half: 6-10 60.0% Game: 13-18 72.2%

Deadball
Rebounds
4

Kentucky 78 • 21-7, 11-4

#	Player		Total			3-Ptr			Rebounds			PF	TP	A	TO	Blk	Stl	Min
			FG-FGA	FG-FGA	FG-FTA	Off	Def	Tot										
00	Marcus Lee	f	3-5	0-0	0-0	6	6	12	2	6	2	6	2	1	1	0	31	
15	Isaac Humphries	f	2-5	0-0	0-0	2	2	4	2	4	2	4	1	0	1	0	21	
03	Ulis, Tyler	g	5-13	0-3	9-11	0	5	5	2	19	10	1	0	0	3	36		
13	Isaiah Briscoe	g	4-11	0-1	2-3	1	3	4	2	10	1	0	0	1	1	33		
23	Jamal Murray	g	7-14	2-5	7-8	2	2	4	2	23	0	1	2	1	1	37		
01	Labissiere, Skal		1-3	0-0	0-0	0	0	2	1	2	0	0	0	1	0	9		
04	Matthews, Charles		0-0	0-0	0-0	0	2	2	0	0	0	0	0	0	1	5		
11	Mychal Mulder		0-1	0-0	0-0	1	0	1	0	0	0	0	0	0	0	2		
22	Alex Poythress		5-6	0-0	4-6	1	0	1	3	14	0	1	0	0	0	17		
24	EJ Floreal		0-0	0-0	0-0	0	2	2	0	0	0	0	0	0	0	2		
25	Dominique Hawkins		0-1	0-1	0-0	0	0	0	1	0	1	0	0	0	0	7		
Team						2	2	4										
Totals			27-59	2-10	22-28	15	26	41	15	78	15	4	5	6	200			

FG % 1st Half: 11-29 37.9% 2nd half: 16-30 53.3% Game: 27-59 45.8%
 3FG % 1st Half: 1-6 16.7% 2nd half: 1-4 25.0% Game: 2-10 20.0%
 FT % 1st Half: 10-13 76.9% 2nd half: 12-15 80.0% Game: 22-28 78.6%

Deadball
Rebounds
0

Officials: Karl Hess, Bryon Jarrett, Michael Roberts
 Technical fouls: Alabama-None. Kentucky-None.
 Attendance: 24262

Score by periods	1st	2nd	Total
Alabama	21	32	53
Kentucky	33	45	78

	In	Off	2nd	Fast	Bench
Points	Paint	T/O	Chance	Break	
UA	22	7	5	8	16
UK	40	9	10	8	16

Last FG - UA 2nd-03:30, UK 2nd-00:50.
 Largest lead - UA by 2 1st-17:07, UK by 25 2nd-00:50.
 UA led for 00:16. UK led for 36:50. Game was tied for 02:54.

Score tied - 3 times.
 Lead changed - 2 times.

LEXINGTON, Ky. – Alabama fell to No. 16/14 Kentucky, 78-53, on Tuesday night in front of a sellout crowd in Rupp Arena. Retin Obasohan finished with a game-high 29 points, which marked his 12th game scoring 20 or more points this season.

“Tonight was a tough night for us,” Alabama head coach Avery Johnson said. “Kentucky was on top of their game. They played well, (Tyler) Ulis and (Jamal) Murray are hard to handle and we had one guy in Retin Obasohan who did his best to be competitive against both of those guys, but it was basically two against one. Give them credit, they were the aggressor, we fouled a little bit too much – careless fouls – but overall we didn’t have the energy and confidence to be as good as we have throughout SEC play. We’ve been playing with confidence, whether at home or on the road, and we just didn’t have it tonight. But give them credit, they had that fire in their eyes. They were one step faster than us, they jumped about two steps higher than us. Now we just have to go back to the drawing board and see how we can correct some of those correctable errors.”

Kentucky, which entered the game in first place in the Southeastern Conference, used two runs to build a big lead. Over the last nine minutes of the first half, the Wildcats used a 16-2 run to turn a 17-15 contest into a 33-17 lead. Obasohan ended the half with a buzzer-beating layup and had 15 points at the break. Midway through the second half, Kentucky used an 11-1 run over three minutes to push the score to 55-33 with 11:03 to play. Alabama (16-11, 7-8) would never get closer than 14 points after that.

Obasohan scored over half the Tide’s points, outscoring his teammates 29-24. He finished 9-of-13 from the field and 10-for-12 at the free throw line. Sophomore Justin Coleman added eight points, while freshman Brandon Austin put up six. Freshman Donta Hall led the team with eight rebounds.

The Tide shot just 26 percent from the field in the first half and was whistled for 14 fouls. Alabama finished the game 17-of-48 from the field. Kentucky went to the free throw line 28 times, where they scored 22 points.

Alabama lost the rebounding battle 41-29 and was outscored 40-22 in the paint. The Tide also turned the ball over a dozen times. The Wildcats scored on 60 percent of their possessions while holding Alabama to just 35 percent.

Jamal Murray led Kentucky with 23 points. Tyler Ulis added 19 and dished out 10 assists for a double-double. Marcus Lee had a game-high 12 rebounds.

2015-16 NUMERICAL ROSTER

No.	Name	Pos.	Ht.	Wt.	Cl.	Hometown (Previous School)
0	Nick King#	G/F	6-7	225	Jr.	Memphis, Tenn. (Memphis)
1	Riley Norris	G/F	6-7	203	So.	Albertville, Ala. (Albertville HS)
2	Lawson Schaffer	G	5-11	160	Fr.	Cullman, Ala. (Cullman HS)
3	Michael Kessens	F	6-9	228	Jr.	Nyon, Switzerland (Longwood)
4	Arthur Edwards%	G	6-6	217	Gr.	Washington, D.C. (New Mexico)
5	Justin Coleman	G	5-10	168	So.	Birmingham, Ala. (Wenonah HS)
10	Jimmie Taylor	F	6-10	248	Jr.	Greensboro, Ala. (Greensboro HS)
11	Shannon Hale	F	6-8	233	Jr.	Johnson City, Tenn. (Christ School)
12	Dazon Ingram	G	6-5	205	Fr.	Theodore, Ala. (Theodore HS)
13	Avery Johnson Jr.#	G	5-11	187	So.	Houston, Texas (Texas A&M)
23	Brandon Austin	G	6-5	197	Fr.	Montgomery, Ala. (Carver-Montgomery HS)
24	Christian Clark	F	6-6	210	So.	Chester, Va. (Thomas Dale HS)
32	Retin Obasohan	G	6-2	210	Sr.	Antwerp, Belgium (Leuven)
35	Donta Hall	F	6-9	224	Fr.	Luverne, Ala. (Luverne HS)

Will sit out the 2015-16 season per NCAA transfer rules

% Fifth-year graduate transfer

2015-16 PRONUNCIATION GUIDE

PLAYERS

Shannon Hale	HAIL
Donta Hall	Don-TAY
Dazon Ingram	DAY-zahn
Retin Obasohan	Ret-in Oh-BOSS-a-hawn

COACHES

Antoine Pettway	PETT-way
Scott Pospichal	POSS-pickle
Lou DeNeen	Duh-NEEN

**MILESTONES
2015**

Louisiana Sports HOF

2009

San Antonio Spurs HOF

2006

NBA Coach of the Year

2006NBA Western Conference
All-Star Coach**1999**NBA Champion
(San Antonio Spurs)**1987 & 1988**2x SWAC Player of the Year
2 NCAA Tournaments**BY THE NUMBERS
4,474**San Antonio Spurs
All-Time Assist Leader and
Ranks 28th in NBA History**16**

Played 16 Years in the NBA

12.0Career Assist Average at South-
ern University (1987-88) – an
NCAA Record That Still Stands**6**San Antonio Spurs Retired
Johnson's No. 6 Jersey
on Dec. 22, 2007**2**One of Only Two Players
(Calvin Murphy) Under 6-feet
in Height to Play Over 1,000
Games in the NBA**ON THE BENCH****BOB SIMON**

Associate Head Coach



Came to Alabama from Providence and brings more than 20 years of collegiate coaching experience to the Tide ... helped the Friars make back-to-back NCAA Tournament appearances in 2014 and 2015, a BIG EAST Championship in 2014 and reach the NIT Quarterfinals in 2013 ... was instrumental in helping bring in two top-25 recruiting classes in the last three years.

ANTOINE PETTWAY

Assistant Coach



Former Crimson Tide star that was an integral part of the Tide's Elite Eight run in 2004 ... promoted to assistant coach at the end of the 2013 season ... was a former walk-on before earning a scholarship ... prior to his promotion, spent three seasons as the director of operations ... graduated in 2004.

SCOTT POSPICHAL

Assistant Coach



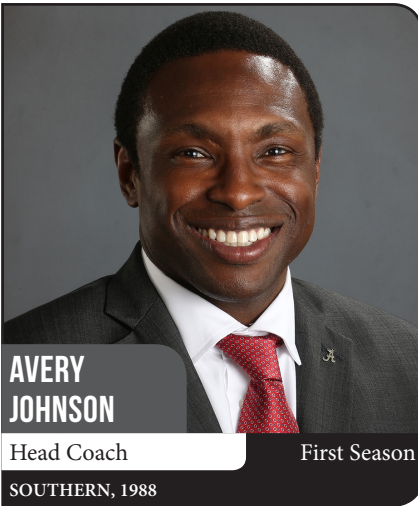
Has over 30 years of coaching experience at the AAU, junior college and high school levels ... comes to the Capstone after spending the previous 10 years building the Texas Titans into one of the AAU's elite basketball programs in the nation ... has coached over 25 different players who signed D-I scholarships, including Julius Randle (Kentucky), Matthew Jones (Duke), Prince Ebeh (Texas) and Damion Jones (Vanderbilt).

LOU DENEEN

Strength and Conditioning



Coming into his third season with the Crimson Tide ... brings over 30 years of strength and conditioning experience in collegiate athletics to the Capstone ... prior to coming to Alabama, spent six years at UAB.

**AVERY
JOHNSON**

Head Coach

First Season

SOUTHERN, 1988

CAREER HISTORY AND RESULTS**UNIVERSITY OF ALABAMA, HEAD COACH, 2015-PRESENT**

Year	Record	Pct.	SEC Record	Pct.	Postseason/Honors
2015-16	16-11	.593	7-8	.467	

DALLAS MAVERICKS HEAD COACH, 2005-08

Year	Record	Pct.	Western Conference Finish	Postseason/Honors
2004-05	16-2	.889	2nd in Southwest	NBA Playoffs (2nd Round) NBA Coach of the Month (April) NBA Finals
2005-06	60-22	.732	2nd in Southwest	NBA Coach of the Year Western Conference All-Star Game Coach 2x NBA Coach of the Month (November & January) NBA Playoffs (1st Round) NBA Playoffs (1st Round)
2006-07	67-15	.817	1st in Southwest	
2007-08	51-31	.622	4th in Southwest	
Total (4)	194-70	.735		

BROOKLYN/NEW JERSEY HEAD COACH, 2010-12

Year	Record	Pct.	Eastern Conference Finish	Postseason/Honors
2010-11	24-58	.293	4th in Atlantic	
2011-12	22-44	.333	5th in Atlantic	
2012-13	14-14	.500	--	
Total (3)	60-116	.341		
NBA Career (7)	254-186	.577		2006 NBA Coach of the Year
Overall Career (8)	270-197	.578		1999 NBA Champion (San Antonio Spurs) 3X NBA Coach of the Month 2015 Louisiana Sports Hall of Fame 2009 San Antonio Hall of Fame San Antonio Retired Johnson's Number 6 on 12/22/07 San Antonio Spurs All-Time assist leader (4,474)

WHAT THEY'RE SAYING**GREGG POPOVICH - HEAD COACH, SAN ANTONIO SPURS**

"Avery Johnson has a unique blend of desire, basketball knowledge and compassion. While we will miss having him in the NBA family, I'm excited to see what he brings to The University of Alabama and the NCAA. I think it's a great hire."

BEN JOBE - JOHNSON'S COLLEGE COACH AND CURRENT NBA SCOUT FOR NEW YORK KNICKS

"I think he would do as much for Alabama as Alabama would do for him, probably more in terms of image. His knowledge of the game is off the charts. Avery has so many strong points. He's a good community man. He has a lot of passion for people and he's a giver, not a taker. He follows that Martin Luther King philosophy. I think he's anointed as a leader. He's the closest thing I've ever had in my life as an anointed leader. If I got sick or whatever, my practices ran better when he ran it."

DON NELSON - FORMER HEAD COACH, DALLAS MAVERICKS

"I always thought he was a natural coach. That's why I brought him in to replace me. He's [proved] that to be the case."

SKIP BAYLESS - ESPN ANALYST

"I think that Avery is going to surprise, if not shock, some people with the job he does at Alabama, the football school. He has high charisma. He is a lightning rod and I think it will serve him well in recruiting young men. We know he has a high basketball IQ. He is very well suited to this."

BILL SIMMONS - ANALYST, EDITOR, AUTHOR

"Big congrats to Avery Johnson for his new gig. Loved getting to know him last year – total joy to be around. I'm on the Bama Hoops bandwagon."

ALABAMA MEN'S BASKETBALL QUICK HITS

TEAM

• Avery Johnson was introduced as Alabama's 20th head men's basketball coach on April 8, 2015. Johnson, who led the San Antonio Spurs to the 1999 NBA title and was named the 2006 NBA Coach of the Year, came to the Capstone after a successful coaching career in the NBA. As an NBA coach for seven-plus seasons, Johnson owned a record of 254-186 (.577) after spending four-plus seasons with the Dallas Mavericks and two-plus seasons with the Brooklyn Nets. During his time in Dallas, Johnson led the Mavericks to the postseason in each of his three-plus seasons as head coach. He led the Mavericks to a record of 194-70 (.735) and set an NBA record for reaching the 50-win plateau (62 games) and the 150-win plateau (191 games), the fastest of any head coach in league history. In 2005-06, Johnson led the Mavericks to their first appearance in the NBA Finals en route to earning NBA Coach of the Year honors. The San Antonio Spurs retired his No. 6 jersey in 2007.

• Alabama has played the toughest schedule in the SEC through 15 games of the league slate in terms of opponents winning percentage. The Tide's competition owns a combined winning percentage of .601 (250-166) coming into Saturday's contest vs. Auburn. That number leads LSU, which is second in the league with an opponents' winning percentage of .598 (247-166).

• Five of Alabama's 11 losses this year have come against teams ranked in the top 17 in the latest ESPN.com RPI (Feb. 26). Those teams include No. 4 Xavier, No. 5 Oregon, No. 12 Kentucky (twice) and No. 17 Dayton.

• Alabama enters Tuesday's game ranked No. 42 in the RPI and boasts the 19th-toughest schedule in the nation, according to ESPN.com (as of Feb. 26). Alabama is tied for tops in the SEC in RPI top-50 wins (5) and leads the league in victories of Associated Press top-25 ranked teams (4). In addition, the Tide ranks second in the league strength of schedule and fifth in overall RPI.

• Alabama has played seven ranked opponents this season and has won four of those games, which leads the SEC. It's the first time since the 2001-02 season that an Alabama team has four victories over AP top-25 teams during the regular season. In addition, Alabama has faced an additional four opponents who were receiving votes to be ranked at the time they played (Dayton, Oregon, at South Carolina and at LSU), making 11 of its 27 opponents this year ranked or receiving votes in the AP top-25 poll at the time the game was played.

• Including this season, Alabama has won 55 games in league play over the past six years. The number ranks third in the league, trailing only Kentucky (79) and Florida (72). UA is one game ahead of Georgia (54) and Ole Miss (54), followed by Tennessee (52).

• Alabama owns a record of 7-0 this season when holding opponents to less than 60 points in a game. Furthermore, the Tide is 12-2 on the year when holding the opposition to less than 70 points in a game.

• As a team, Alabama ranks among the league leaders in defensive stats entering the Auburn game. The Tide ranks third in the league in three-point field goal percentage defense (.320/56th nationally), fifth in scoring defense (67.5/75th nationally) and blocked shots per game (5.0/37th nationally) and ranks sixth in field goal percentage defense (.403/42nd nationally).

• The Tide's defensive effort is even better during Southeastern Conference play. Against league competition only, Alabama leads the SEC in three-point field goal percentage defense (.290), ranks third in scoring defense (69.6), fourth in blocks per game (5.1) and fifth field goal percentage defense (.415).

• A key stat for Alabama this season is rebounding. Alabama, which currently ranks 13th out of 14 teams in the SEC in terms of rebounding margin (-2.4), is 10-2 this year when it outrebounds the competition. However, the Tide falls to 6-9 on the year when it is outrebounded by its opponents.

• This year's squad is one of the younger teams in the SEC. Of the 12 available players on the roster (Nick King and Avery Johnson Jr. both must sit out this year due to NCAA transfer rules), seven are either freshmen (4) or sophomores (3).

INDIVIDUAL

• Senior guard Retin Obasohan has twice been named the SEC Player of the Week for the weeks of Feb. 8 and Dec. 14. In doing so, Obasohan became the first Alabama men's basketball player to earn the recognition twice in the same season since Kennedy Winston did so during the 2004-05 campaign.

• Obasohan has been making his case for first team all-conference honors by his play during SEC play. The Antwerp, Belgium native is averaging 20.5 points, 5.0 rebounds, 3.2 assists and 1.4 steals per game, while shooting 50.5 percent from the floor and 38.2 percent from beyond the arc through 15 league games. He enters the Auburn contest ranking fourth in scoring average, fifth in field goal percentage and tied for ninth in steals per game. Moreover, he has 10 games of 20 or more points vs. SEC teams and has scored in double figures in all but one game in conference play.

• Making his first start of the season on Jan. 13 vs. South Carolina, sophomore forward Riley Norris went off for a career-high 27 points and tied a school record with eight made three-pointers en route to a win over No. 19 South Carolina, 73-50. During SEC play, Norris leads the team in rebounds per game (6.1) and three-point field goal percentage (.412) while ranking third in scoring average 9.2 points per game.

• Over his last seven games, Justin Coleman is averaging 10.1 points per game, while shooting 43.3 percent from beyond the arc (13-of-30). He enters Saturday's game leading the team in free throw percentage (.889) and assists per game (3.3).

QUICK FACTS

UNIVERSITY

Location	Tuscaloosa, Ala.
Founded	April 12, 1831
Enrollment	37,100
Conference	Southeastern
Colors	Crimson and White
Nickname	Crimson Tide
President	Dr. Stuart Bell
Athletic Director	Bill Battle
Faculty Athletics Representative	Dr. James King
Arena	Coleman Coliseum (15,383)

COACHING STAFF

Head Coach	Avery Johnson
Alma Mater	Southern, 1988
Record at Alabama	16-11 (First Season)
Career Record	16-11 (First Season)
	254-186, .578 (Seven NBA Seasons)
Assoc. Head Coach	Bob Simon
	(Eastern Michigan, 1989)
Assistants	Antoine Pettway (Alabama, 2004)
	Scott Pospichal (Florida Southern, 1983)
Special Assistant to Head Coach	Kobie Baker
Strength and Conditioning	Lou DeNeen
Director of Operations	Colton Houston
Video Coordinator	Alex Fain
Assistant Video Coordinator	David Miller
Graduate Assistant	Blake Gray
Athletic Trainer	Clarke Holter

TEAM INFORMATION

2014-15 Record	19-15
2014-15 SEC Record	8-10/T-8th
2014-15 H/A/N Record	14-5/4-8/1-2
Starters Returning/Lost	3/2
Letterwinners Returning/Lost	6/5
Newcomers	6*

* includes two transfers who will sit out this season

PROGRAM HISTORY

All-Time Record	1,616-965-1 (.619)
SEC Record	764-586 (.567)
SEC Tournament Record	61-49 (.555)
SEC Championships	7
	(1934, 56, 74t, 75t, 76, 87, 02)
SEC Divisional Championships	4
	(2002, 05, 11, 12)
SEC Tournament Championships	6
	(1934, 82, 87, 89, 90, 91)
NCAA Appearances	19
	(1975, 76, 82, 83, 84, 85, 86, 87t, 89, 90, 91, 92, 94, 95, 02, 03, 04, 05, 06, 12)
NCAA Record	18-19! (.486)
NIT Appearances	13
	(73, 77, 79, 80, 81, 93, 96, 99, 01, 07, 11, 13, 15)
NIT Record	24-16 (.600)

! 1987 NCAA Tournament appearance and record (2-1) were vacated

ATHLETICS COMMUNICATIONS

Basketball Contact	Aaron Jordan
Office	205-348-6084
Cell	205-913-1979
E-mail	ajordan@ia.ua.edu
Fax	205-348-8841
Website	www.RollTide.com
Mailing Address	1201 Coliseum Drive
	Room 170
	Tuscaloosa, AL 35487

ALABAMA COMPETING IN 103RD SEASON OF BASKETBALL

- Alabama is in its 103rd season of basketball in 2015-16.
- The Tide has an all-time record of 1,616-965-1 (.619), which includes a 763-586 (.567) record in SEC play.
- Alabama ranks second in the SEC in league victories and all-time winning percentage.
- UA has made 32 NCAA (19) or NIT (13) appearances and has won seven SEC regular-season titles and six SEC Tournament championships.

SCOUTING ALABAMA

- Alabama (16-11, 7-8 SEC) dropped its second consecutive contest last Tuesday night when it fell at No. 16/14 Kentucky, 78-53. The Tide will return home to begin its final homestand of the regular season when it hosts in-state rival Auburn on Saturday. It marks the second meeting between the Tide and Tigers this season. Auburn captured an 83-77 decision over Alabama back on Jan. 19 in Auburn, Ala.
- Senior guard Retin Obasohan, who averaged 28.7 ppg over his last three contests, including a career-best 35-point performance in the win at LSU on Feb. 17, leads Alabama in scoring (17.4 ppg), steals (1.5) and minutes (32.6 mpg) through the Tide's 27 contests. The Antwerp, Belgium, native currently ranks sixth in the SEC in scoring average and field goal percentage (.476), is ninth in steals per game and seventh in minutes per game entering Saturday's contest.
- Junior forward Shannon Hale and graduate transfer Arthur Edwards rank second and third on this year's team in scoring average at 10.8 ppg and 9.2 ppg, respectively. Hale, who has missed five games on the season, ranks third on the team in double-figure scoring games (13) and is second in free throw percentage (.761). Meanwhile, Edwards ranks second on the team and ninth in the SEC in three-point field goal percentage at 38.2 percent (55-of-144) for the year. Edwards also ranks second on the team in double-figure scoring games with 14.
- Sophomore Riley Norris has stepped up his play during the SEC season. The Albertville, Ala., native pulled down a career-high 16 rebounds in the win at LSU on Feb. 17 and leads the team in league play in rebounding (6.1 rpg) and three-point field goal percentage (.412), while ranking third in scoring (9.2 ppg).
- As a team, Alabama is being outscored by the competition for the season by 0.5 points per game (67.0-67.5). The Tide comes into Saturday's contest ranked among the top defensive teams in the SEC. Entering the game, Alabama ranks third in the league in three-point field goal percentage defense (.320), fifth in scoring defense (67.5), fifth in blocked shots per game (5.0) and is sixth in field goal percentage defense (.403). Offensively, the Tide is fourth in three-pointers made per game (7.7).

ALABAMA-AUBURN - SERIES NOTES

- Saturday's game will mark the 153rd meeting on the hardwood between the two schools, which is the fourth-most games UA has played against any one opponent. The Crimson Tide owns a 92-60 edge in the series.
- It marks the second meeting between the Tide and Tigers this season. Auburn captured an 83-77 victory on its home floor back on Jan. 19. It was the Tigers' third victory in the last 12 meetings between the two teams.
- UA owns an all-time record of 40-7 when playing Auburn in Coleman Coliseum. The Tide is 47-8 when hosting AU in Tuscaloosa.
- Alabama has won nine of the last 12 games played between the two teams, including six straight at home.
- The two teams have played in 11 overtimes in series history, with the last one coming Feb. 21, 2001. Auburn has won eight of the 11 games that have went to extra time.
- The series began during 1923-24 campaign.

ALABAMA FALLS AT NO. 16 KENTUCKY, 78-53

- Alabama fell to No. 16/14 Kentucky, 78-53, last Tuesday night in front of a sellout crowd in Rupp Arena. Retin Obasohan finished with a game-high 29 points, which marked his 12th game scoring 20 or more points this season.
- Kentucky, which entered the game in first place in the Southeastern Conference, used two runs to build a big lead. Over the last nine minutes of the first half, the Wildcats used a 16-2 run to turn a 17-15 contest into a 33-17 lead. Obasohan ended the half with a buzzer-beating layup and had 15 points at the break. Midway through the second half, Kentucky used an 11-1 run over three minutes to push the score to 55-33 with 11:03 to play. Alabama (16-11, 7-8) would never get closer than 14 points after that.
- Obasohan scored over half the Tide's points, outscoring his teammates 29-24. He finished 9-of-13 from the field and 10-for-12 at the free throw line. Sophomore Justin Coleman added eight points, while freshman Brandon Austin put up six. Freshman Donta Hall led the team with eight rebounds.

2015-16 SPECIALTY STATS

Opponent	Pts off				
	Paint	T/O	2ndCh	FastB	Bench
KENNESAW STATE	12	8	10	4	12
ALABAMA	48	25	12	10	18
at Dayton	32	16	17	13	26
ALABAMA	18	14	15	6	29
LOUISIANA	32	17	19	10	38
ALABAMA	34	23	7	12	39
vs. Xavier	24	25	11	2	31
ALABAMA	22	15	8	10	20
vs. Wichita State	10	17	15	0	28
ALABAMA	16	6	8	2	19
vs. Notre Dame	30	15	6	2	4
ALABAMA	44	11	8	0	14
at Southern Miss	14	4	3	0	12
ALABAMA	4	11	3	2	7
at Clemson	24	18	12	8	15
ALABAMA	26	8	12	6	8
WINTHROP	22	16	4	4	15
ALABAMA	42	17	10	11	13
OREGON	32	22	8	6	15
ALABAMA	22	7	8	7	18
JACKSONVILLE ST.	12	11	14	4	8
ALABAMA	18	15	11	0	15
NORFOLK STATE	12	8	6	0	15
ALABAMA	18	11	11	4	14
at Ole Miss	34	24	16	4	7
ALABAMA	24	12	6	8	6
KENTUCKY	34	10	11	6	3
ALABAMA	20	10	10	2	22
SOUTH CAROLINA	26	8	6	6	22
ALABAMA	20	23	12	2	28
at Vanderbilt	16	18	4	9	8
ALABAMA	38	7	10	7	24
at Auburn	22	16	11	0	8
ALABAMA	30	11	13	4	25
LSU	40	14	15	10	21
ALABAMA	24	18	18	2	8
TENNESSEE	18	25	11	4	12
ALABAMA	34	22	8	16	6
at South Carolina	28	14	23	11	17
ALABAMA	26	4	15	12	7
at Mississippi State	50	23	16	10	46
ALABAMA	30	15	17	2	19
MISSOURI	32	17	10	6	14
ALABAMA	26	5	21	2	16
TEXAS A&M	18	8	8	4	10
ALABAMA	26	11	9	8	21
at Florida	20	10	11	6	12
ALABAMA	28	5	6	4	12
at LSU	26	19	8	6	2
ALABAMA	20	7	10	0	23
MISSISSIPPI STATE	22	19	8	4	14
ALABAMA	26	9	10	0	26
at Kentucky	40	9	10	8	16
ALABAMA	22	7	5	8	16
AUBURN					
ALABAMA					
ARKANSAS					
ALABAMA					
at Georgia					
ALABAMA					
OPPONENT Totals	682	421	293	138	431
Average/Game	25.3	15.6	10.9	5.1	16.0
ALABAMA Totals	706	329	283	147	481
Average/Game	26.1	12.2	10.5	5.4	17.8

- The Tide shot just 26 percent from the field in the first half and was whistled for 14 fouls. Alabama finished the game 17-of-48 from the field. Kentucky went to the free throw line 28 times, where they scored 22 points.
- Alabama lost the rebounding battle 41-29 and was outscored 40-22 in the paint. The Tide also turned the ball over a dozen times. The Wildcats scored on 60 percent of their possessions while holding Alabama to just 35 percent.
- Jamal Murray led Kentucky with 23 points. Tyler Ulis added 19 and dished out 10 assists for a double-double. Marcus Lee had a game-high 12 rebounds.
- **COACH AVERY JOHNSON'S THOUGHTS:** "Tonight was a tough night for us. Kentucky was on top of their game. They played well, (Tyler) Ulis and (Jamal) Murray are hard to handle and we had one guy in Retin Obasohan who did his best to be competitive against both of those guys, but it was basically two against one. Give them credit, they were the aggressor, we fouled a little bit too much – careless fouls – but overall we didn't have the energy and confidence to be as good as we have throughout SEC play."

ALABAMA-KENTUCKY: AN INSIDE LOOK AT THE NUMBERS

- **What Lost The Game For UA:** Kentucky controlled the paint, as the Wildcats outscored the Tide 40-22 in points in the paint, while also owning a big 41-29 advantage on the glass. UK's big men were a combined 11-of-19 (.579) from the field and accounted for 26 points and 19 rebounds. In comparison, the Tide's frontcourt players were a combined 2-of-14 (.143) while collectively scoring eight points and grabbing a total of 12 rebounds.
- **The Difference Maker:** Kentucky forward Alex Poythress played for the first time in five games and was an immediate impact. Coming off the bench, the senior forward went 5-of-6 from the floor and scored 14 points in just 17 minutes of work.
- **The Wow Stat:** Retin Obasohan scored a game-high 29 points in the loss, while his teammates combined for just 24. Obasohan, who scored 15 of the Tide's 21 first half points, went a combined 9-of-13 from the floor, 1-of-1 from beyond the arc and 10-of-12 from the charity stripe. The rest of the Alabama team was 8-of-35 from the field, 5-of-14 from deep and 3-of-5 from the foul line.

BUBBLE BANTER

- When talking about Alabama's NCAA Tournament possibilities, consider the following:
- The Crimson Tide boasts five victories over the RPI top 50 (ESPN.com), which is tied for second best in the league with Texas A&M. Kentucky leads the SEC with six RPI top-50 wins.
- Alabama's strength of schedule is rated No. 17 in the nation, according to ESPN.com (as of Feb. 26). That is good for second-best in the league behind Florida (No. 9).
- Through 15 conference games, Alabama leads the SEC in league strength of schedule. The Tide's SEC opponents have a combined winning percentage of .601 (250-166).
- The Tide currently ranks first in the SEC wins vs. top-25 ranked teams (4), tied for first the SEC in RPI top-50 wins (5), third in the league in strength of schedule (23) and fifth in RPI (41).
- The 11 teams Alabama has lost to have a combined record of 208-97 (.682). Six of the 11 of ranked or receiving votes to be ranked in this week's Associated Press Top-25 poll. Eight of the 11 defeats have been away from Coleman Coliseum.

TOPPLING THE TOP 25

- With the 63-62 win over then-No. 15/13 Texas A&M on Feb. 10, Alabama picked up with SEC-leading fourth win over top-25 opponents this season. It marked the first time since the 2001-02 season that the Tide has secured four top-25 wins during the regular season.
- It is the highest ranked team the Tide has toppled since defeating then-No. 12 Kentucky, 68-66, back on Jan. 18, 2011.
- Other ranked teams Alabama has defeated include then-No. 21 Wichita State (64-60) on Nov. 27 followed by a 74-73 victory over then-No. 17 Notre Dame on Nov. 29. The Tide also defeated then-No. 19 South Carolina, 73-50, on Jan. 13.

2015-16 RECORD WHEN

At home	9-4
On the road	4-6
At neutral sites	2-1
In SEC games	7-8
SEC home games	4-3
SEC road games	3-5
In non-conference games	9-3
In overtime	0-0

In games decided by ...

5 points or less	6-2
6-10 points	5-4
11 points or more	5-5

Leading at the half	11-3
Trailing at the half	5-8
Tied at the half	0-0

Shooting 40% or better	14-6
Shooting less than 40%	2-5
Opp. better than 40%	5-8
Opp. 40% or less	11-3
Shooting better than opp.	14-4
Shooting worse than opp.	2-7

Outrebounding opp.	10-2
Opp. outrebounds UA	6-9
Rebounds are tied	0-0

70% or better on FT	6-3
70% or less on FT	10-8
More FT att. than opp.	10-3
Less FT att. than opp.	5-7
Same FT att. as opp.	1-1

40% or better on 3PT	5-4
Less than 40% on 3PT	12-7

More turnovers than opp.	10-6
Less turnovers than opp.	5-3
Same turnovers as opp.	1-2

Scoring 80 or more points	3-0
Scoring 70-79 points	5-2
Scoring 60-69 points	6-6
Scoring 50-59 points	2-1
Scoring less than 50 points	0-2

Allowing 80 or more points	2-2
Allowing 70-79 points	2-7
Allowing 60-69 points	5-2
Allowing 50-59 points	6-0
Allowing less than 50 points	1-0

On Sunday	2-0
On Monday	0-1
On Tuesday	3-3
On Wednesday	4-0
On Thursday	0-2
On Friday	4-0
On Saturday	3-5

In November	4-2
In December	4-1
In January	3-6
In February	5-2
In March	0-0

ALABAMA LAST THREE GAMES CUME STATS

		RECORD:					OVERALL			HOME			AWAY			NEUTRAL						
		ALL GAMES					1-2			0-1			1-1			0-0						
		CONFERENCE					1-2			0-1			1-1			0-0						
		NON-CONFERENCE					0-0			0-0			0-0			0-0						
		Total					3-Point			F-Throw			Rebounds									
##	Player	gp-gs	min	avg	fg-fga	fg%	3fg-fga	3fg%	ft-fa	ft%	off	def	tot	avg	pf	dq	a	to	blk	stl	pts	avg
32	Obasohan, Retin	3-3	105	35.0	28-49	.571	4-12	.333	26-31	.839	3	12	15	5.0	8	0	7	4	1	3	86	28.7
05	Coleman, Justin	3-0	82	27.3	9-23	.391	7-14	.500	5-8	.625	0	5	5	1.7	5	0	9	2	0	0	30	10.0
11	Hale, Shannon	3-1	72	24.0	8-25	.320	4-14	.286	6-9	.667	0	9	9	3.0	6	0	1	8	0	0	26	8.7
04	Edwards, Arthur	3-3	90	30.0	6-23	.261	5-18	.278	0-0	.000	2	10	12	4.0	8	0	3	6	2	0	17	5.7
10	Taylor, Jimmie	3-3	69	23.0	7-11	.636	0-0	.000	1-5	.200	6	5	11	3.7	8	1	1	6	4	3	15	5.0
23	Austin, Brandon	3-0	15	5.0	2-4	.500	2-2	1.000	0-0	.000	0	0	0	0.0	2	0	0	0	0	0	6	2.0
35	Hall, Donta	3-0	38	12.7	2-4	.500	0-0	.000	1-4	.250	5	11	16	5.3	4	0	0	2	4	0	5	1.7
01	Norris, Riley	3-3	82	27.3	2-12	.167	1-7	.143	0-0	.000	8	16	24	8.0	9	0	1	7	1	1	5	1.7
03	Kessens, Michael	3-2	43	14.3	0-2	.000	0-1	.000	0-0	.000	2	8	10	3.3	5	0	2	2	1	0	0	0.0
24	Clark, Christian	1-0	2	2.0	0-0	.000	0-0	.000	0-0	.000	0	0	0	0.0	0	0	0	0	0	0	0	0.0
02	Schaffer, Lawson	1-0	2	2.0	0-1	.000	0-1	.000	0-0	.000	0	0	0	0.0	0	0	0	0	0	0	0	0.0
Team											0	2	2		1							
Total.....		3	600		64-154	.416	23-69	.333	39-57	.684	26	78	104	34.7	56	1	24	37	13	7	190	63.3
Opponents.....		3	600		75-169	.444	14-47	.298	50-78	.641	35	73	108	36.0	50	1	39	20	5	22	214	71.3

- Alabama's first two victories over ranked teams against Wichita State and Notre Dame came in back-to-back contests. It marked the first time Alabama had won consecutive games against ranked opponents since they defeated then-No. 12 Florida on Feb. 26, 2006, after downing then-No.8 Tennessee on Feb. 18.
- The victory over Wichita State snapped a 21-game losing streak to ranked opponents dating back to Jan. 18, 2011, when Alabama beat then-No. 12 Kentucky at home (68-66). It also marked the first win over a ranked opponent at a neutral site since Nov. 29, 2009, when the Tide beat then-No. 15 Michigan.
- In all, Alabama has played 10 games in which its opponent has either been ranked or receiving votes to be ranked in its 25 games this season. The Tide enters Saturday's game vs. Mississippi State with the nation's No. 12-rated strength of schedule according to ESPN.com (as of Feb. 19).

RETIN'S RISING

- Retin Obasohan has recorded 13 20-point games and has 21 double-figure scoring contest this season. Moreover, he has reached the 20-point mark in eight of the last 11 Alabama games.
- The highlight over the stretch was Obasohan going for a career-high 35 points at LSU on Feb. 17. The senior guard connected on 11-of-18 shots from the floor and hit 11-of-11 foul shots against the Tigers.
- Obasohan currently leads the team in scoring (17.4 ppg), steals (38), minutes (32.6), field goals made (158) and attempted (332) and free throws made (115) and attempted (162), while ranking second in assists (2.8 apg).
- Obasohan has only gotten better in league play. During the SEC season, Obasohan is averaging 20.5 ppg, 5.0 rpg, 3.2 apg and 1.4 spg, while shooting 50.5 percent from the field and 38.2 percent from beyond the arc.
- In fact, the longer the season goes, the better Obasohan's numbers have gotten. Below is a breakdown of Obasohan's first six contests this season in comparison with his last 21 games, last 16 games, last 11 games, last four games

GAMES	PPG	RPG	APG	FG%	3FG%	MPG
First Six Games	11.7	1.5	1.7	.397	.333	28.0
Last 21 Games	19.0	4.7	3.0	.493	.369	34.2
Last 16 Games	20.7	4.9	3.1	.518	.393	34.0
Last 11 Games	22.7	4.9	3.6	.525	.395	34.4
Last 4 Games	25.3	5.5	2.3	.523	.385	34.0

ONE OF NATION'S MOST IMPROVED PLAYERS

- Retin Obasohan could make a case for the most improved player in the nation when looking at his numbers from last year to this year.
- One of the most obvious stats to compare is his scoring output. Last season, Obasohan had just 12 double-figure scoring games and did not have a game with 20 or more points. This season, he leads the team with 21 double-digit contests and 13 games of 20 or more points.
- The senior guard and 2015-16 team captain has made dramatic improvements in nearly every category. Below is a breakdown of his numbers from the 2014-15 season to this year.

SEASON	GP-GS	PPG	RPG	APG	SPG	FG%	3FG%	MPG	Double-Digit 20-Point	
									Games	Games
2014-15	31-12	6.2	2.9	0.8	0.9	.447	.378	19.5	12	0
2015-16	27-27	17.4	4.0	2.8	1.4	.476	.362	32.6	21	13

RETIN OBASOHAN NAMED SEC PLAYER OF THE WEEK...AGAIN

- Alabama men's basketball senior guard Retin Obasohan earned his second Southeastern Conference Player of the Week honor on Feb. 8. He also earned the recognition for the week of Dec. 14,
- Obasohan became the first Alabama men's basketball player to win the weekly honor twice in the same season since former standout Kennedy Winston achieved the feat during the 2005-06 campaign.
- Obasohan is just the fourth different Alabama men's basketball player to earn the league's POW award since 2013, joining Trevor Releford (week of Dec. 19, 2013), Levi Randolph (week of Nov. 24, 2015) and Ricky Tarrant (week of Dec. 29, 2015).

OBASOHAN NAMED ACADEMIC ALL-DISTRICT FIRST TEAM

- Alabama men's basketball player Retin Obasohan has been named to the 2015-16 Academic All-District 4 First Team, as selected by College Sports Information Directors of America (CoSIDA), the organization announced on Thursday.
- With the nod, Obasohan becomes the third different Alabama player to earn first team academic all-district first team honors, joining Terrance Meade (2003) and Levi Randolph (2013, 2014, 2015).
- Obasohan is now eligible to become the second player in men's basketball program history to earn Academic All-American accolades (Levi Randolph achieved the feat in 2015). The Academic All-America team will be announced in late February.
- A native of Antwerp, Belgium, Obasohan earned his undergraduate degree in finance last May, graduating with a 3.30 grade point average. He is currently pursuing a master's in marketing in which he has a perfect 4.0 GPA through two semesters.

MOST COMMON OPPONENTS

Below is a look at Alabama's most familiar foes in school history:

Opponents	Games	Record
1. Mississippi State	194	120-74
2. Mississippi	175	118-57
3. LSU	175	104-71
4. Auburn	152	92-60
5. Tennessee	145	78-67
6. Kentucky	144	37-107
7. Georgia	142	93-49
8. Florida	140	74-66
9. Vanderbilt	136	68-68
10. Tulane	84	52-32

2015-16 SEC STANDINGS (AS OF 2/22)

	SEC	Overall
Kentucky	11-4	21-7
South Carolina	10-5	23-5
Texas A&M	10-5	21-7
LSU	9-6	16-12
Vanderbilt	9-6	17-11
Florida	8-7	17-11
Ole Miss	8-7	18-10
Alabama	7-8	16-11
Georgia	7-8	14-12
Arkansas	7-8	14-14
Tennessee	6-9	13-15
Auburn	5-10	11-16
Mississippi State	5-10	12-16
Missouri	3-12	10-18

UA IN SEC/NCAA STATS (AS OF 2/22)

Team	Overall	Rank	NCAA	SEC	Rank
Scoring Offense	67.0	14th	-	67.5	11th
Scoring Defense	67.5	5th	75th	69.6	3rd
Scoring Margin	-0.5	12th	-	-2.1	11th
Free Throw %	.653	12th	-	.646	13th
FG %	.426	7th	-	.420	7th
FG % Defense	.403	6th	42nd	.415	5th
3-PT FG %	.334	8th	-	.331	10th
3-PT FG % Def.	.320	3rd	56th	.290	1st
3-PT FG Made	7.7	4th	-	7.9	t4th
Rebound Offense	35.3	13th	-	36.0	12th
Rebound Defense	37.8	12th	-	38.1	7th
Rebound Margin	-2.4	13th	-	-2.1	9th
Assists	10.7	14th	-	10.0	14th
Steals	5.7	10th	-	5.5	8th
Blocks	5.0	5th	37th	5.1	4th
Turnover Margin	-1.7	12th	-	-2.5	12th
Assist/Turnover	0.8	14th	-	0.7	14th

Individual	Overall	Rank	NCAA	SEC	Rank
Scoring					
Retin Obasohan	17.4	6th	-	20.5	4th
Rebounding					
Riley Norris	-	-	-	6.1	16th
Field Goal Percentage					
Retin Obasohan	.476	6th	-	.505	5th
3-Point Field Goal Percentage					
Arthur Edwards	.382	9th	-	-	-
Steals					
Retin Obasohan	1.4	9th	-	1.4	t9th
Blocked Shots					
Jimmie Taylor	1.9	4th	51st	2.0	t3rd
Donta Hall	-	-	-	1.4	t9th
Minutes Per Game					
Retin Obasohan	32.6	7th	-	34.3	6th

- On the court, the 6-2, 210-pound guard has been equally impressive. Coming into Saturday's game at Florida, Obasohan, who is this year's co-captain, currently leads Alabama in points (16.0 ppg), steals (1.5 spg), shots made (124) and attempted (267), and free throws made (87) and attempted (125). Furthermore, Obasohan leads the Tide with 17 double-figure scoring games and 10 games of scoring 20 or more points.
- Obasohan, who speaks four languages – English, Dutch, French and Nigerian – and leads the Tide's efforts in the community as a two-time SEC Community Service award honoree.

STRENGTH OF SCHEDULE

- Coming into Saturday's contest, Alabama owns an RPI of No. 42 in the nation with a No. 19 overall strength of schedule, according to ESPN.com (through games of Feb. 26). The Tide ranks fifth in the SEC in terms of RPI and is second in the league in strength of schedule. Alabama is one of nine teams in the league to boast of a top-90 RPI.
- Eleven of the Tide's 27 contests on the season have been played against teams either ranked in the Associated Press Top 25 or receiving votes at the time the game was played. The Tide has faced seven top-25 teams (then-No. 23 Xavier, then-20 Wichita State, then-No. 17 Notre Dame and then-No. 9 Kentucky, then-No. 19 South Carolina, then-No. 15 Texas A&M and then-No. 16 Kentucky) and an additional four teams (Dayton, Oregon, at South Carolina and at LSU) who were receiving votes to be ranked at the time of the game.
- Five of Alabama's 11 losses have been to teams ranked in the top-17 of ESPN.com's latest RPI rankings (through games of Feb. 26), while nine of its 11 defeats have been to teams with an RPI inside the top 85. Eight of its 11 losses have come away from Coleman Coliseum.

SELLING OUT COLEMAN

LET'S GO STREAKING

Below is a look at streaks that both the team and players have during the 2015-16 season (numbers may date back to the previous year).

TEAM STREAKS

Overall	Lost 2
Home Overall	Lost 1
Home SEC	Lost 1
Home Non-Conference (Coleman)	Won 15
Away	Lost 1
Road SEC	Lost 1
Neutral	Won 2

INDIVIDUAL STREAKS

Consecutive double-figure scoring games	
Retin Obasohan	12

Consecutive free throws made

Riley Norris	7
Retin Obasohan	2
Lawson Schaffer	2
Jimmie Taylor	1

Consecutive games with at least one three

Retin Obasohan	4
Brandon Austin	1
Justin Coleman	1
Riley Norris	1
Dazon Ingram	1

Total Double-Doubles

Riley Norris	2
Jimmie Taylor	1

Total 30-minute games

Retin Obasohan	18
Riley Norris	11
Arthur Edwards	10
Justin Coleman	7
Shannon Hale	4
Jimmie Taylor	3
Dazon Ingram	1

Consecutive games played

Jimmie Taylor	93
Justin Coleman	61
Riley Norris	61
Retin Obasohan	37
Arthur Edwards	27
Donta Hall	27
Michael Kessens	27
Brandon Austin	15
Shannon Hale	5
Christian Clark	1
Lawson Schaffer	1

Consecutive games started



Jimmie Taylor	67
Retin Obasohan	35
Arthur Edwards	27
Riley Norris	13
Shannon Hale	1

LAST TIME OUT: AUBURN 83, ALABAMA 77 - JAN. 19, 2016 (AUBURN, ALA.)

AUBURN, Ala. - Alabama's men's basketball team fell to Auburn, 83-77, in front of a sold out crowd at Auburn Arena. Senior guard Retin Obasohan recorded his team-leading sixth 20-point game of the season, going for a then-career high 27 points in the losing effort.

"It was a loss but I am proud of our guys," head coach Avery Johnson said. "We battled through a lot of adversity tonight and showed what they are made of. We have a lot of character on our team and a lot of mental toughness. For us being together for the first year with a lot of new guys who have never played in the this building or never played in this rivalry, I am proud of my team."

The Crimson Tide had three starters foul out of the contest in Jimmie Taylor, Michael Kessens and Arthur Edwards. Both Alabama (29) and Auburn (24) were whistled for a combined 53 fouls resulting in 40 free throw attempts by the Tigers and 28 for the Tide. Auburn finished the game outscoring Alabama by nine points at the free throw line (28-19).

Official Basketball Box Score - Game Totals - Final Statistics
Alabama vs Auburn
01/19/16 8:00 p.m. at Auburn Arena - Auburn, Ala.

Alabama 77 • 10-7, 1-4

#	Player	FG-FGA	3-PT	FT-FTA	Rebounds	PF	TP	A	TO	Bk	Stl	Min
01	Norris, Riley	3-10	2-8	1-2	1 1 2	4	9	0	1	0	1	35
03	Kessens, Michael	3-3	0-0	0-0	1 2 3	5	6	0	1	1	0	19
10	Taylor, Jimmie	3-6	0-0	2-6	4 4 8	5	8	0	3	0	1	18
04	Edwards, Arthur	1-4	0-3	0-0	0 4 4	5	2	1	0	0	0	26
05	Obasohan, Retin	8-17	3-6	8-10	2 4 6	3	27	1	2	0	0	39
08	Coleman, Justin	2-7	0-3	5-6	0 4 4	3	9	5	2	0	1	27
11	Hale, Shannon	4-11	2-8	3-4	1 3 4	4	13	2	1	0	0	28
23	Austin, Brandon	1-2	1-2	0-0	0 0 0	0	3	0	0	0	0	5
35	Hall, Donta	0-0	0-0	0-0	0 3 3	0	0	0	0	0	0	6
	Team				1 3 4							
	Totals	25-60	8-30	19-28	10 28 38	29	77	9	10	1	3	200

FG % 1st Half: 12-28 42.9%
2nd half: 13-32 40.6%
Game: 25-60 41.7%
3FG % 1st Half: 5-16 31.3%
2nd half: 3-14 21.4%
Game: 8-30 26.7%
FT % 1st Half: 8-12 66.7%
2nd half: 11-16 68.8%
Game: 19-28 67.9%

Auburn 83 • 9-8, 3-3

#	Player	FG-FGA	3-PT	FT-FTA	Rebounds	PF	TP	A	TO	Bk	Stl	Min
01	Bowers, Cinmeon	6-11	2-5	6-10	3 15 18	3	20	2	1	1	1	32
12	Harris, Tyler	2-10	1-3	9-12	2 1 3	5	14	0	3	0	0	29
25	Granger, Jordan	2-4	1-3	0-0	0 0 0	1	5	1	0	1	0	26
01	Canty, Kareem	7-11	5-8	6-7	0 2 2	3	25	3	3	0	0	35
23	Lang, TJ	2-6	1-5	6-9	0 3 3	3	11	1	0	0	0	31
00	Spencer, Horace	2-6	0-0	1-2	5 3 8	4	5	1	3	1	0	15
02	Brown, Bryce	1-8	1-6	0-0	1 2 3	4	3	1	1	0	0	23
21	Keim, Patrick	0-0	0-0	0-0	0 0 0	0	1	0	0	0	0	4
31	Waddell, Devin	0-0	0-0	0-0	0 0 0	0	0	0	0	0	0	4
44	Williams, New	0-0	0-0	0-0	0 0 0	0	0	0	0	0	0	1
	Team				2 3 5							
	Totals	22-56	11-30	28-40	13 29 42	24	83	9	11	3	1	200

FG % 1st Half: 10-25 40.0%
2nd half: 12-31 38.7%
Game: 22-56 39.3%
3FG % 1st Half: 7-15 46.7%
2nd half: 4-15 26.7%
Game: 11-30 36.7%
FT % 1st Half: 13-16 81.3%
2nd half: 15-24 62.5%
Game: 28-40 70.0%

Officials: Joe Lindsay, Ron Groover, Darron George
Technical fouls: Alabama-Kessens, Michael; Auburn-Bowers, Cinmeon.
Attendance: 9121
*7th sellout of the Bruce Pearl era & 12th in 6-year Auburn Arena history & back-to-back sellouts.
*Only 3rd time in history Auburn has defeated UK & UA in consecutive games.
*AU's Bowers 8th double-double w/career-high tying 20 pts. & 18 rebounds.

Score by periods	1st	2nd	Total	
Alabama	37	40	77	
Auburn	40	43	83	

Points
In
Off
2nd
Fast
Paint
T/O
Chance
Break
Bench

UA
30
11
13
4
25
AU
22
16
11
0
8

Last FG - UA 2nd-03:53, AU 2nd-04:20.
Largest lead - UA by 10 1st-08:24, AU by 8 1st-16:57.
UA led for 06:34, AU led for 30:32. Game was tied for 02:54.

Score tied - 6 times.
Lead changed - 9 times.

Auburn was able to take the lead for good thanks to a 6-0 run to take a 58-51 lead with 13:39 left. Alabama was able to cut the lead to two points, but could not get any closer. In all, the game featured nine lead changes and six ties and neither team led by more than seven points in the second half.

The Tide started the game off well. After going down 10-2 in the early minutes, Alabama used a 22-4 run over a span of 8:24 to take a 24-14 lead - the largest lead of the game for either team. Auburn quickly answered with eight consecutive points, all on free throws, on its way to an 11-0 spurt that would see the Tigers regain the lead. The teams were separated by just three points at halftime, with the Tide trailing 40-37.

Obasohan was joined in double figures by Shannon Hale, who finished with 13 points off the bench. Junior Jimmie Taylor recorded a team-leading eight rebounds to go along with eight points before fouling out with just under five minutes to play. Sophomore guard Justin Coleman added nine points and a team-high five assists.

- After selling out Coleman Coliseum on Jan. 9 vs. Kentucky Jan. 23 vs. LSU, Feb. 6 vs. Missouri and Feb. 20 vs. Mississippi State, the UA Athletics Department announced that Saturday's Auburn game is also sold out.
- The five sellouts are the most in a season since selling out Coleman Coliseum on six occasions during the 2006-07 campaign.
- Alabama's average home attendance to this point is 12,863 per home game. That number would rank as the best single-season home average in the history of the Alabama men's basketball program.
- Below is a breakdown of the top five single-season attendance records at Coleman Coliseum:

SEASON	OVERALL ATTENDANCE	AVERAGE ATTENDANCE
1. 2015-16	169,739	13,057
2. 2011-12	199,749	12,484
3. 1990-91	149,380	12,448
4. 2006-07	196,552	12,284
5. 1976-77	133,130	12,103

HOME SWEET HOME

- Dating back to the 2009-10 season, Alabama owns a record of 95-25 (.792) on the Coleman Coliseum floor, including a 9-3 mark this season. During the 2013-14 season, the Tide finished with a 13-4 mark at home and outscored teams by an average of 9.5 points a game (73.4-63.8). In 2014-15, Alabama finished with a 14-5 record in home games and outscored the competition by 7.2 points per game (67.3-60.1).
- Since the start of the 2010-11 campaign, the Tide has won 84 of the last 103 games played under the arched roof of Coleman Coliseum (84-19; .816).
- Overall, Alabama owns a record of 553-128 (.813) in the facility's 48th season of use.
- Alabama finished the non-conference portion of its schedule at 5-0 to extend non-conference win streak to 15 straight games at Coleman Coliseum. The last home loss in the non-conference regular season came when the Tide dropped a 77-74 decision to Xavier on Dec. 21, 2013.
- Since 2009, Alabama owns a home record of 42-16 (.724) against SEC competition. Since 2011, the Tide boasts a 37-12 (.755) mark at home against the conference.

RECORD IN CLOSE GAMES

UPCOMING MILESTONES

Below is a list of the career milestones that Alabama players are approaching this season:

CAREER STEALS

5. 165 - Mike Davis	(1980-83)
6. 158 - Antoine Pettway	(2001-04)
7. 155 - Eric Richardson	(1981-84)
8. 150 - Levi Randolph	(2012-15)
9. 149 - Alonzo Gee	(2006-09)
10. 147 - Retin Obasohan	(2013-pres.)
11. 140 - Eric Washington	(1979-82)

CAREER BLOCKS

5. 212 - JaMychal Green	2009-12)
6. 188 - Derrick McKey	(1985-87)
7. 187 - Bobby Lee Hurt	(1982-85)
8. 152 - Richard Hendrix	(2006-08)
9. 151 - Jermareo Davidson	(2004-06)
10. 149 - Jimmie Taylor	(2014-pres.)

SINGLE-SEASON POINTS

52. 491 - Earnest Shelton	(2003-04)
491 - Bobby Lee Hurt	(1982-83)
54. 487 - Ennis Whatley	(1982-83)
55. 484 - Eric Washington	(1982-83)
56. 480 - Alonzo Gee	(2008-09)
480 - Alonzo Gee	(2007-08)
58. 477 - Buck Johnson	(1983-84)
477 - Eddie Phillips	(1978-79)
60. 475 - Mo Williams	(2002-03)
61. 469 - Retin Obasohan	(2015-16)

CAREER POINTS

44. 1,110 - Terrance Meade	(2000-03)
45. 1,080 - Jimmy Hollon	(1970-72)
46. 1,065 - Retin Obasohan	(2013-pres.)
47. 1,060 - Chuck Davis	(2003-07)
48. 1,056 - Mark Gottfried	(1983-87)
49. 1,032 - Senario Hillman	(2007-10)

TRACKING THE TIDE

LEADING SCORER Obasohan 18 Hale 5 Coleman 4 Norris 4 Edwards 1	CHARGES DRAWN Alabama 16 Opponents 24 Obasohan 8 Ingram 3 Norris 2 Coleman 1 Edwards 1 Kessens 1	20-POINT SCORING GAMES Obasohan 13 Hale 3 Coleman 2 Norris 1 THREE-POINT PLAYS Alabama 27/41 Obasohan 12/18 Coleman 4/4 Hale 4/6 Taylor 2/5 Norris 2/3 Austin 1/2 Hall 1/1 Kessens 1/1 Ingram 0/1 FOUR-POINT PLAYS Alabama 1 Coleman 1 Opponents 1	5-SECOND VIOLATIONS Alabama 3 Opponents 1 SHOT CLOCK VIOLATIONS Alabama 8 Opponents 12 10-SECOND VIOLATIONS Alabama 0 Opponents 0 TECHNICAL FOULS Alabama 4 Opponents 4 JUMP BALLS CONTROLLED Alabama 14/29 Taylor 14/29	FIRST TO SCORE Alabama 14 Opponents 13 FIRST TO SCORE FOR UA Taylor 11 Obasohan 7 Edwards 2 Hale 2 Norris 2 Hall 1 Ingram 1 Kessens 1 HOW UA SCORED FIRST PTS 3-Pointer 10 Layup 6 Jumper 4 Dunk 3 Free throw 3 Tip-In 1
--	---	--	---	---

2015-16 TOP PERFORMANCES

CATEGORY	ALABAMA	OPPONENTS
Points	35 by Retin Obasohan at LSU, 2/17/16	34, Yonel Brown, Kennesaw State, 11/13/15
Field Goals Made	11, Retin Obasohan at LSU, 2/17/16	12, Gavin Ware, Mississippi State, 2/2/16
Field Goal Attempts	19, Retin Obasohan vs. Notre Dame, 11/29/15	21, Yonel Brown, Kennesaw State, 11/13/15
3-Pointers Made	8, Riley Norris vs. South Carolina, 1/13/16	5, 2x, last by Kareem Canty, Auburn, 1/19/16
3-Pointers Attempted	11, Riley Norris vs. South Carolina, 1/13/16	10, Hayward Register, Louisiana, 11/20/15
Rebounds	16 by Riley Norris at LSU, 2/17/16	18, Cinmeon Bowers, Auburn, 1/19/16
Assists	8, 2x, last by Retin Obasohan at Mississippi State, 2/2/16	10, Tyler Ulis, Kentucky, 2/23/16
Steals	4, Retin Obasohan vs. Norfolk State, 1/2/16	4, Scoochie Smith, Dayton, 11/17/15
Blocks	5, 2x, last by Jimmie Taylor at Florida, 2/13/16	5, Armani Moore, Tennessee, 1/26/16

- Seventeen of Alabama's 27 contests this season have been decided by fewer than 10 points. In all, Alabama owns a record of 11-6 in such games this season.
- Entering this season, Alabama owned a combined 13-22 (.371) record in games that were decided by less than 10 points over the last two years. Last season, the Tide went 8-10 in such contests, which was an improvement from going 5-12 in such games during the 2013-14 campaign.
- For the year, the Crimson Tide is 5-1 in one possession games, which is something that has not come easy for Alabama teams in the past two years. Alabama has combined for a record of 5-9 (.357) in one possession games over the last two years (3-5 in 2014-15 and 2-4 in 2015-16).

TIDE'S TRENDS

- There have been a few noticeable trends when it comes to the 2015-16 Alabama men's basketball team.
- One of the biggest trends to keep in eye during a game is the field goal percentages throughout a game. The Tide owns a record of 11-3 when holding its foes to less than 40 percent shooting in a game. In addition, Alabama is 12-2 when holding the opposition to 70 points or less in a game.
- Below is a breakdown of a few other key factors to look into during a game. Alabama is:
 - 12-2 when holding opponents to less than 70 points
 - 11-3 when holding the opposition to 40% or less field goal percentage
 - 11-3 when leading at the half
 - 14-4 when shooting better than the opposition
 - 10-3 when attempting more free throws than its opponent
 - 8-2 when scoring 70 or more points
 - 10-2 when outrebounding the opposition
 - 7-0 when holding opponents to less than 60 points

AVERY JOHNSON EMBARKS IN FIRST YEAR AS ALABAMA HEAD COACH

- Avery Johnson was introduced as Alabama's 20th head men's basketball coach on April 8, 2015. Johnson, who led the San Antonio Spurs to the 1999 NBA title and was named the 2006 NBA Coach of the Year, comes to the Capstone after a successful coaching career in the NBA.
- Johnson boasted a 254-186 (.577) career coaching record after spending seven-plus seasons as a head coach in the NBA (Dallas Mavericks and Brooklyn Nets).
- During his time in Dallas, Johnson led the Mavericks to the postseason in each of his three-plus seasons as head coach. He led the Mavericks to a record of 194-70 (.735) and set the record for reaching the 50-win plateau (62 games) and the 150-win plateau (191 games) the fastest.
- In 16 NBA seasons as a player, he averaged 8.4 points, 5.5 assists, 1.7 rebounds and 25.3 minutes played in 1,054 career games with seven different teams. Known as "The Little General" for his on-court leadership and diminutive stature, Johnson helped guide the San Antonio Spurs to an NBA Championship in 1999.

2016 SIGNEES

Alabama head men's basketball coach Avery Johnson officially welcomed forward Braxton Key (Nashville, Tenn./Oak Hill Academy) and junior guard Ar'Mond Davis (Tacoma, Wash./College of Southern Idaho), who each signed a National Letter of Intent to be a part of the men's basketball program at the Capstone.

Braxton Key | F | 6-8 | 240

Nashville, Tenn. | Oak Hill Academy

Braxton Key is highly-touted signee who hails from Nashville, Tenn. The 6-8, 240-pound small forward is a consensus four-star recruit, who is rated as the No. 66 overall player in the nation and the No. 13 small forward, according to ESPN.com. Key (formerly known as Braxton Blackwell) currently plays at the famed Oak Hill Academy under head coach Steve Smith, but spent most of his prep career playing for Drew Maddox at Christ Presbyterian Academy. He was a two-time Class AA Mr. Basketball in the state of Tennessee, averaging 20.7 points, 10.5 rebounds and 4.9 assists in leading Christ Presbyterian Academy to a state title in 2014-15. As a sophomore, Key averaged 19.6 points, 11.2 rebounds and 3.6 assists, while shooting 67 percent from the floor and 41 percent from deep.

Ar'Mond Davis | G | 6-6 | 180

Tacoma, Wash. | Southern Idaho CC

Ar'Mond Davis is considered one of the top junior college prospects in the nation. The Tacoma, Wash., native is rated as a four-star prospect and ranked No. 6 overall junior college player in the nation by 247Sports.com. He currently plays at the College of Southern Idaho under head coach Jared Phay. As a freshman, Davis was second on the team with 10.9 points and 3.9 rebounds per game, helping his team to a 31-3 record. Through the early part of his sophomore year, the 6-6, 180-pound shooting guard is averaging 14.3 points, 5.6 rebounds and 1.5 steals per game while shooting 48 percent from the field. Davis was invited to attend the All-American JUCO Showcase Elite 80 West in Las Vegas, an event where Davis was one of the top prospects. Davis played his high school ball under Mike Cocke at Foss High School in Tacoma, Wash. As a senior, he averaged 26.3 points per game.

QUICK REFERENCE — 2015-16 PLAYER SEASON HIGHS

PLAYER	PTS	FG	FGA	3FG	3FGA	FT	FTA	REB	AST	STL	BLK	MIN
Austin	7	3	7	2	6	1	1 (2X)	3 (2X)	1	1	1 (3X)	18 (2X)
Clark	-	-	1	-	-	-	-	1	-	-	-	2 (3X)
Coleman	24	7	16 (2X)	4	9	6 (3X)	6 (5X)	5 (2X)	8	3	-	37
Edwards	17 (3X)	6 (3X)	12 (2X)	5 (3X)	9	4 (3X)	5 (2X)	7	4	2 (6X)	2	37
Hale	22	7 (2X)	17 (2X)	5	9	9	10	8	4	2 (2X)	2	34 (3X)
Hall	7	2 (7X)	4 (2X)	-	-	3	8	10	1 (4X)	2 (3X)	4 (2X)	21
Ingram*	16	8	11	1	1 (2X)	7	10	10	5	2 (3X)	1 (3X)	32
Kessens	10	4 (2X)	5 (4X)	1	2	4 (2X)	6	9 (2X)	2 (3X)	2 (3X)	2 (2X)	26
Norris	27	9	16	8	11	8	10	16	2 (2X)	3	2	41
Obasohan	35	11	19	4 (2X)	8 (2X)	11	13	7 (3X)	8	4	1 (8X)	43
Schaffer	2	1 (2X)	2	1 (2X)	3	2	2 (2X)	-	1	1	-	6
Taylor	14	5 (2X)	7	-	-	5	10	11	2 (2X)	2 (4X)	5 (2X)	36

QUICK REFERENCE — 2015-16 PLAYER CAREER HIGHS

PLAYER	PTS	FG	FGA	3FG	3FGA	FT	FTA	REB	AST	STL	BLK	MIN
Austin	7	3	7	2	6	1	1 (2X)	3 (2X)	1	1	1 (3X)	18 (2X)
Clark	-	-	1	-	-	-	-	1	-	-	-	2 (3X)
Coleman	24	7	16 (2X)	5	9 (2X)	7	8	5 (2X)	8	3 (3X)	-	37
Edwards	17 (3X)	6 (3X)	12 (2X)	5 (3X)	9	4 (5X)	7	8	4	3	2	37
Hale	27	7 (3X)	17 (2X)	5	9	10	12	11	6	3	3	39
Hall	7	2 (7X)	4 (2X)	-	-	3	8	10	1 (4X)	2 (3X)	4 (2X)	21
Ingram*	16	8	11	1	1 (2X)	7	10	9	5	2 (3X)	1 (3X)	32
Kessens	36	13	21	1 (7X)	3 (2X)	10	12	17	4 (3X)	3 (3X)	4 (2X)	40
Norris	27	9	16	8	11	8	10	16	2 (6X)	3 (2X)	2	41
Obasohan	35	11	19	4 (2X)	8 (2X)	13	15	12	8	6	4	45
Schaffer	2	1 (2X)	2	1 (2X)	3	2	2 (2X)	-	1	1	-	6
Taylor	15 (2X)	7	10	-	-	5	10	11 (3X)	3	2 (7X)	7	36

*out for the remainder of the 2015-16 season with a broken foot

THE LAST TIME

TEAM

Scored 100 points or more:

Nov. 21, 2015 - UA 105, Louisiana 93

Scored 110 points or more:

Dec. 1, 2004 - UA 114, ETSU 77

Scored less than 50 points:

Nov. 17, 2015 - Dayton 80, UA 48

Allowed 100 points:

Dec. 4, 2004 - UA 102, Charlotte 101

Held opponent to 40 points or less:

Jan. 10, 2015 - UA 56, Tennessee 38

Held opponent to less than 15 pts in half:

Jan. 10, 2015 - 14 points allowed at Tennessee (2nd half)

Scored 50 points in a half:

Dec. 6, 2014 - 54 points in second half at Xavier

Won an overtime game:

Feb. 2, 2016 - UA 82, Miss. State 80

Lost an overtime game:

Feb. 21, 2015 - Georgia 66, UA 65

Played a double-overtime game:

Nov. 29, 2013 - Drexel 85, UA 83 (3OT)

Played a triple-overtime game:

Nov. 29, 2013 - Drexel 85, UA 83

Played a quadruple-overtime game:

Feb. 12, 1972 - UA 103, LSU 99

Shot 60% or better in a half:

March 17, 2015 - 63.0% in 1st half vs. Illinois

Failed to hit a three-pointer in a game:

Dec. 4, 2010 vs. Purdue (191 games)

Had at least 15 steals in a game:

Feb. 20, 2013 vs. Mississippi State (18)

Forced 25 turnovers in a game:

Nov. 11, 2012 vs. West Alabama (25)

Played a ranked opponent (AP poll):

Feb. 23, 2016 vs. No. 16 Kentucky (Lost, 78-53)

Beat a ranked opponent at neutral site:

Jan. 13, 2016 vs. No. 19 South Carolina (won, 73-50)

Beat a ranked opponent at home:

Feb. 10, 2016 vs. No. 15 Texas A&M (won, 63-62)

Beat a ranked opponent on the road:

Feb. 21, 2004 in Starkville, Miss. (beat No. 4 Mississippi State, 77-73)

Beat a top-10 opponent:

Feb. 18, 2006 vs. No. 8 Tennessee (won, 92-79)

Beat a top-10 opponent on the road:

Feb. 21, 2004 in Starkville, Miss. (beat No. 4 Mississippi State, 77-73)

Beat a top-5 opponent:

Mar. 20, 2004 vs. No. 1 Stanford (NCAA tournament; won, 70-67)

Beat a top-5 opponent on the road:

Feb. 21, 2004 in Starkville, Miss. (beat No. 4 Mississippi State, 77-73)

Played a No. 1 ranked opponent:

Jan. 31, 2015 vs. No. 1/1 Kentucky (lost, 70-55)

Beat a No. 1 ranked opponent on the road:

Jan. 28, 1983 at No. 1 UCLA (won, 70-67)

Beat a No. 1 ranked opponent:

Mar. 20, 2004 vs. No. 1 Stanford (NCAA tournament (won, 70-67)

INDIVIDUAL

Had a player score 50 points:Michael Nordholz (50) vs. Southern Miss, 12/12/76 (*single-game scoring record*)**Had a player score 40 points:**

Reggie King (43) vs. Virginia, 12/29/78

Had a player score 35 points:

Retin Obasohan (35) at LSU, 2/17/16

Had a player score 30 points:

Retin Obasohan (35) at LSU, 2/17/16

Had a player grab 20 rebounds:

Richard Hendrix (23) vs. Troy, 11/9/07

Had a player dish out 11 or more assists:

Mikhail Torrence (11) vs. LSU, 1/27/10

Had a player block five shots:

Jimmie Taylor (5) vs Florida, 2/13/16

Had a player block 10 shots:

Roy Rogers (10) vs LSU, 2/17/1996

Had a player with seven or more steals in a game:

Jeremy Hays (8) vs Oregon State, 12/12/1998

Had two players record a double-double in same game:

JaMychal Green (14 pts. 11 rebs.), Tony Mitchell (10 pts., 12 rebs.) vs Kentucky, Dec. 12, 2010

Had three players record a double-double in same game:

Jermareo Davidson (12 pts, 12 rebs), Alonzo Gee (22 pts, 10 rebs), Richard Hendrix (18 pts, 12 rebs) vs Louisiana Monroe, Nov. 28, 2006

Had a player record a double-double in three consecutive games:

Richard Hendrix (24 pts, 16 rebs vs. Florida, 17 pts, 11 rebs at Arkansas, 19 pts, 10 rebs at Georgia) (Jan. 8, Jan. 13, Jan. 16, 2008)

Had a player record a double-double in four consecutive games:

Richard Hendrix (19 pts, 13 rebs vs. Chicago State, 24 pts, 16 rebs vs. Florida, 17 pts, 11 rebs at Arkansas, 19 pts, 10 rebs at Georgia) (Jan. 4, Jan. 8, Jan. 13, Jan. 16 2008)

Had a player record a triple-double:

Roy Rogers (27 pts, 10 rebs, 10 blocks) vs. LSU, Feb. 17, 1996

Had two players score 20 points in a game:

Retin Obasohan (35) and Justin Coleman (21) at LSU, Feb. 17, 2016

Had five or more players score in double figures:

Rriley Norris (18), Retin Obasohan (16), Justin Coleman (14), Arthur Edwards (11) and Jimmie Taylor (11) vs. Missouri (Feb. 2, 2016)



6-5 • 197 • Fr.

Guard

BRANDON AUSTIN

Montgomery, Ala. (Carver-Montgomery)

CAREER HIGHS

Points	7	Winthrop (12/16/15)
Field Goals	3	Winthrop (12/16/15)
FG Att.	7	vs. Xavier (11/26/15)
3-Point FG	1	5X, last vs. Texas A&M (2/10/16)
3-Point Att.	6	at Dayton (11/17/15)
Free Throws	1	at Vanderbilt (1/16/16)
FT Att.	1	2X, last at Mississippi State (2/2/16)
Rebounds	3	2X, last at Mississippi State (2/2/16)
Assists	1	South Carolina (1/13/16)
Steals	1	Norfolk State (1/2/16)
Blocks	1	3X, last at South Carolina (1/30/16)
Minutes	18	2X, last at Mississippi State (2/2/16)

2015-16 SEASON HIGHS

Points	7	Winthrop (12/16/15)
Field Goals	3	Winthrop (12/16/15)
FG Att.	7	vs. Xavier (11/26/15)
3-Point FG	1	5X, last vs. Texas A&M (2/10/16)
3-Point Att.	6	at Dayton (11/17/15)
Free Throws	1	at Vanderbilt (1/16/16)
FT Att.	1	2X, last at Mississippi State (2/2/16)
Rebounds	3	2X, last at Mississippi State (2/2/16)
Assists	1	South Carolina (1/13/16)
Steals	1	Norfolk State (1/2/16)
Blocks	1	3X, last at South Carolina (1/30/16)
Minutes	18	2X, last at Mississippi State (2/2/16)

MISCELLANEOUS STATS

CATEGORY	2015-16	CAREER
Double-digit scoring		
20+ point games		
Double-digit rebounding		
Double-doubles		
Led UA in scoring		
Led UA in rebounding		
Led UA in three-pointers	1	1
Led UA in assists		
Led UA in steals		
Led UA in blocks	1	1
5+ assist games		
3+ three-pointers		
3+ steal games		
3+ block games		

2015-16 (FRESHMAN SEASON)

- Was 2-of-3 from the field to finish with four points and grabbed a season-high tying three rebounds and 18 minutes of action at Mississippi State (2/2)
- Set a season high with seven points against Winthrop (12/16) on 3-of-6 shooting in 18 minutes
- Scored four points in four minutes against then-No. 17 Notre Dame (11/29)
- Played 15 minutes against then-No. 23 Xavier (11/26) and scored four points
- Scored three points in the win over Texas A&M (2/10)
- Played 14 minutes and tallied three points against Dayton (11/17)
- Grabbed a season-high three rebounds while recording his first block against Oregon (12/21)
- Saw first collegiate action and scored his first basket vs. Kennesaw State (11/13)
- Played at Carver-Montgomery High School under head coach and former Crimson Tide basketball player J.J. Jackson



- Named the 6A state-tournament MVP and led his team to the 2015 state championship
- Selected to the 2015 Alabama Boys All-Star Basketball Team
- Named as a 6A First Team All-State honoree by the Alabama Sports Writers Association
- Nominated to play in the McDonald's All-American Game
- Ranked No. 2 in the state of Alabama by MaxPreps and No. 5 by 247Sports
- Invited to Nike's Elite 100 camp
- Averaged 18 points per game as a senior including a game-high 16 point performance in the Alabama-Mississippi Classic
- Averaged 15 points, seven rebounds and four assists a game as a junior
- Led his team to the state Final Four all four years
- Played in the 2014 AHSAA North-South All-Star game and was named the MVP of the South team with a game-high 15 points.

AUSTIN'S 2015-16 GAME-BY-GAME STATS


OPPONENT	DATE	GS	MIN	FG	FBA	PCT	3FG	FBA	PCT	FT	FTA	PCT	OFF	DEF	TOT	AVG	PF	A	TO	BLK	STL	PTS	AVG
KENNESAW STATE	11/13	5	1	2	.500	0	1	.000	0	0	.000	0	0	0	0.0	0	0	0	0	0	2	2.0	
DAYTON	11/17	14	1	6	.167	1	6	.167	0	0	.000	0	1	1	0.5	1	0	0	0	0	3	2.5	
LOUISIANA-LAFAYETTE	11/20		DNP																				
vs. Xavier	11/26	15	2	7	.286	0	4	.000	0	0	.000	1	0	1	0.7	1	0	0	0	0	4	3.0	
vs. Wichita State	11/27	6	0	1	.000	0	1	.000	0	0	.000	0	0	0	0.5	1	0	0	0	0	0	2.3	
vs. Notre Dame	11/29	2	0	0	.000	0	0	.000	0	0	.000	0	0	0	0.4	0	0	0	0	0	0	1.8	
at Southern Miss	12/4	3	0	1	.000	0	1	.000	0	0	.000	0	1	1	0.5	0	0	0	0	0	0	1.5	
at Clemson	12/13	8	0	0	.000	0	0	.000	0	0	.000	0	0	0	0.4	0	0	0	0	0	0	1.3	
WINTRHOP	12/16	18	3	6	.500	1	2	.500	0	0	.000	0	1	1	0.5	1	0	1	0	0	7	2.0	
OREGON	12/21	15	1	2	.500	0	1	.000	0	0	.000	0	3	3	0.8	0	0	0	1	0	2	2.0	
JACKSONVILLE STATE	12/29	10	1	5	.200	1	4	.250	0	0	.000	0	1	1	0.8	0	0	0	0	0	3	2.1	
NORFOLK STATE	1/2	8	0	1	.000	0	1	.000	0	0	.000	0	0	0	0.7	0	0	1	0	1	0	1.9	
at Ole Miss	1/7		DNP																				
KENTUCKY	1/9	15	0	2	.000	0	1	.000	0	0	.000	0	1	1	0.8	2	0	1	1	0	0	1.8	
SOUTH CAROLINA	1/13	7	0	1	.000	0	1	.000	0	0	.000	0	0	0	0.7	0	1	0	0	0	0	1.6	
at Vanderbilt	1/16	10	1	2	.500	0	1	.000	1	1	1.000	0	2	2	0.8	0	0	0	0	0	3	1.7	
at Auburn	1/19	5	1	2	.500	1	2	.500	0	0	.000	0	0	0	0.7	0	0	0	0	0	3	1.8	
LSU	1/23	3	0	1	.000	0	1	.000	0	0	.000	0	1	1	0.8	0	0	0	0	0	0	1.7	
TENNESSEE	1/26	4	0	1	.000	0	1	.000	0	0	.000	0	0	0	0.7	0	0	0	0	0	0	1.6	
at South Carolina	1/30	7	0	0	.000	0	0	.000	0	0	.000	0	1	1	0.7	1	0	2	1	0	0	1.5	
at Mississippi State	2/2	18	2	3	.667	0	1	.000	0	1	.000	1	2	3	0.8	1	0	0	0	0	4	1.6	
MISSOURI	2/6	15	0	4	.000	0	2	.000	0	0	.000	2	0	2	0.9	1	0	0	0	0	0	1.6	
TEXAS A&M	2/10	6	1	2	.500	1	2	.500	0	0	.000	1	0	1	0.9	1	0	0	0	0	3	1.6	
at Florida	2/13	9	0	1	.000	0	1	.000	0	0	.000	1	1	2	1.0	2	0	0	0	0	0	1.5	
at LSU	2/17	2	0	0	.000	0	0	.000	0	0	.000	0	0	0	0.9	0	0	0	0	0	0	1.5	
MISSISSIPPI STATE	2/20	2	0	1	.000	0	0	.000	0	0	.000	0	0	0	0.9	0	0	0	0	0	0	1.4	
at Kentucky	2/23																						
AUBURN	2/27																						
ARKANSAS	3/2																						
at Georgia	3/5																						

AUSTIN'S CAREER STATS

YEAR	GP	GS	MIN	AVG	FG	FBA	PCT	3FG	3FBA	PCT	FT	FTA	PCT	OFF	DEF	TOT	AVG	PF	FO	AST	TO	BLK	STL	PTS	AVG
2015-16	24	0	207	8.6	14	51	.275	5	34	.147	1	2	.500	6	15	21	0.9	12	0	1	5	3	1	34	1.4
TOTAL	24	0	207	8.6	14	51	.275	5	34	.147	1	2	.500	6	15	21	0.9	12	0	1	5	3	1	34	1.4

AUSTIN'S CAREER SEC STATS

YEAR	GP	GS	MIN	AVG	FG	FBA	PCT	3FG	3FBA	PCT	FT	FTA	PCT	OFF	DEF	TOT	AVG	PF	FO	AST	TO	BLK	STL	PTS	AVG
2015-16	13	0	103	7.9	5	20	.250	2	13	.154	1	2	.500	5	8	13	1.0	8	0	1	3	2	0	13	1.0
TOTAL	13	0	103	7.9	5	20	.250	2	13	.154	1	2	.500	5	8	13	1.0	8	0	1	3	2	0	13	1.0



24

6-6 • 210 • So.

Forward

CHRISTIAN CLARK

Chester, Va. (Thomas Dale)

CAREER HIGHS

Points		
Field Goals		
FG Att.	1	Norfolk State (1/2/16)
3-Point FG		
3-Point Att.		
Free Throws		
FT Att.		
Rebounds	1	at Dayton (11/17/15)
Assists		
Steals		
Blocks		
Minutes	2	2X, last vs. South Carolina (1/13/16)

2015-16 SEASON HIGHS

Points		
Field Goals		
FG Att.	1	Norfolk State (1/2/16)
3-Point FG		
3-Point Att.		
Free Throws		
FT Att.		
Rebounds	1	at Dayton (11/17/15)
Assists		
Steals		
Blocks		
Minutes	2	2X, last vs. South Carolina (1/13/16)

MISCELLANEOUS STATS

CATEGORY	2014-15	CAREER
Double-digit scoring		
20+ point games		
Double-digit rebounding		
Double-doubles		
Led UA in scoring		
Led UA in rebounding		
Led UA in three-pointers		
Led UA in assists		
Led UA in steals		
Led UA in blocks		
5+ assist games		
3+ three-pointers		
3+ steal games		
3+ block games		

2015-16 (SOPHOMORE SEASON)

- Saw one minute of action against Missouri (2/6)
- Played two minutes in the win over South Carolina (1/13)
- Saw two minutes of action in the win over Norfolk State (1/2)
- Played one minute against then-No. 23 Xavier (11/26)
- Saw his first collegiate action at Dayton (11/17) and grabbed one rebound
- Walked on at Alabama prior to the 2014-15 season
- Earned his spot through walk-on tryouts
- Did not play in any games and only dressed for the team's final 10 contests.
- A four-year letterwinner at Thomas Dale High School under head coach Eddie Goss
- A second team all-district honoree as a high school senior
- Selected to the Virginia all-star game in 2014
- Helped Thomas Dale to a runner-up finish in the region in 2013 and a third-place finish in 2014
- Played for Team Richmond on the AAU circuit
- Also competed in track and field for his high school.

**CLARK'S 2015-16 GAME-BY-GAME STATS**

OPPONENT	DATE	GS	MIN	FG	FBA	PCT	3FG	3FBA	PCT	FT	FTA	PCT	OFF	DEF	TOT	AVG	PF	A	TO	BLK	STL	PTS	AVG
KENNESAW STATE	11/13					DNP																	
DAYTON	11/17	1		0	0	.000	0	0	.000	0	0	.000	1	0	1	1.0	1	0	0	0	0	0	0.0
LOUISIANA-LAFAYETTE	11/20					DNP																	
vs. Xavier	11/26	1		0	0	.000	0	0	.000	0	0	.000	0	0	0	0.5	0	0	0	0	0	0	0.0
vs. Wichita State	11/27					DNP																	
vs. Notre Dame	11/29					DNP																	
at Southern Miss	12/4					DNP																	
at Clemson	12/13					DNP																	
WINTRHOP	12/16	1		0	0	.000	0	0	.000	0	0	.000	0	0	0	0.3	0	0	0	0	0	0	0.0
OREGON	12/21					DNP																	
JACKSONVILLE STATE	12/29					DNP																	
NORFOLK STATE	1/2	2		0	1	.000	0	0	.000	0	0	.000	0	0	0	0.3	0	0	0	0	0	0	0.0
at Ole Miss	1/7					DNP																	
KENTUCKY	1/9					DNP																	
SOUTH CAROLINA	1/13	2		0	0	.000	0	0	.000	0	0	.000	0	0	0	0.2	0	0	0	0	0	0	0.0
at Vanderbilt	1/16					DNP																	
at Auburn	1/19					DNP																	
LSU	1/23					DNP																	
TENNESSEE	1/26					DNP																	
at South Carolina	1/30	1		0	0	.000	0	0	.000	0	0	.000	0	0	0	0.2	0	0	1	0	0	0	0.0
at Mississippi State	2/2					DNP																	
MISSOURI	2/6	1		0	0	.000	0	0	.000	0	0	.000	0	0	0	0.1	0	0	0	0	0	0	0.0
TEXAS A&M	2/10					DNP																	
at Florida	2/13					DNP																	
at LSU	2/17					DNP																	
MISSISSIPPI STATE	2/20					DNP																	
at Kentucky	2/23					DNP																	
AUBURN	2/27					DNP																	
ARKANSAS	3/2					DNP																	
at Georgia	3/5					DNP																	

CLARK'S CAREER STATS

YEAR	GP	GS	MIN	AVG	FG	FBA	PCT	3FG	3FBA	PCT	FT	FTA	PCT	OFF	DEF	TOT	AVG	PF	FO	AST	TO	BLK	STL	PTS	AVG
2015-16	7	0	9	1.3	0	1	.000	0	0	.000	0	0	.000	1	0	1	0.1	1	0	0	1	0	0	0	0.0
TOTAL	7	0	9	1.3	0	1	.000	0	0	.000	0	0	.000	1	0	1	0.1	1	0	0	1	0	0	0	0.0

CLARK'S CAREER SEC STATS

YEAR	GP	GS	MIN	AVG	FG	FBA	PCT	3FG	3FBA	PCT	FT	FTA	PCT	OFF	DEF	TOT	AVG	PF	FO	AST	TO	BLK	STL	PTS	AVG
2015-16	3	0	4	1.3	0	0	.000	0	0	.000	0	0	.000	0	0	0	0.0	0	0	0	1	0	0	0	0.0
TOTAL	3	0	4	1.3	0	0	.000	0	0	.000	0	0	.000	0	0	0	0.0	0	0	0	1	0	0	0	0.0



5-10 • 168 • So.

Guard

JUSTIN COLEMAN

Birmingham, Ala. (Wenonah)

CAREER HIGHS

Points	24	Oregon (12/21/15)
Field Goals	7	Oregon (12/21/15)
FG Att.	16	2X, last vs. Oregon (12/21/15)
3-Point FG	5	2X, last at LSU (2/17/16)
3-Point Att.	9	2X, last vs. Xavier (11/26/15)
Free Throws	7	at Arkansas (1/22/15)
FT Att.	8	at Arkansas (1/22/15)
Rebounds	5	2X, last vs. South Carolina (1/13/16)
Assists	8	Louisiana (11/20/15)
Steals	3	3X, last vs. Louisiana (11/20/15)
Blocks		
Minutes	37	at Ole Miss (1/17/16)

2015-16 SEASON HIGHS

Points	24	Oregon (12/21/15)
Field Goals	7	Oregon (12/21/15)
FG Att.	16	2X, last vs. Oregon (12/21/15)
3-Point FG	5	at LSU (2/17/16)
3-Point Att.	9	Louisiana (11/20/15)
Free Throws	6	3X, last vs. Jacksonville St. (12/29/15)
FT Att.	6	5X, last vs. Missouri (2/6/16)
Rebounds	5	2X, last vs. South Carolina (1/13/16)
Assists	8	Louisiana (11/20/15)
Steals	3	Louisiana (11/20/15)
Blocks		
Minutes	37	at Ole Miss (1/17/16)

MISCELLANEOUS STATS

CATEGORY	2015-16	CAREER
Double-digit scoring	9	13
20+ point games	2	3
Double-digit rebounding		
Double-doubles		
Led UA in scoring	4	6
Led UA in rebounding		
Led UA in three-pointers	5	11
Led UA in assists	16	22
Led UA in steals	5	10
Led UA in blocks		
5+ assist games	10	11
3+ three-pointers	3	5
3+ steal games	1	3
3+ block games		

2015-16 (SOPHOMORE SEASON)

- Leads the team in assists per game (3.4) and free throw percentage (.889)
- Ranks fourth the SEC and eighth in the nation in free throw percentage (64-of-72)
- Scored a game-high and career-high 24 points against Oregon (12/21) while setting a career high in field goals (7) and matching his highs in field goal attempts (16) and minutes (36)
- Finished with 21 points at LSU (2/17) while dishing out five assists and matching his career high with five threes
- Led the team in scoring with 18 points against Winthrop (12/16), while also dishing out at least five assists for the fourth time this season
- Scored 15 points and had four rebounds while shooting 3-of-5 from beyond the arc at Mississippi State (2/2)
- Scored 14 points against Missouri (2/6) while recording five assists and going 5-of-6 at the free throw line
- Scored 14 points, going a perfect 5-of-5 from the free throw line and added six dimes while also matching his career high with five rebounds against South Carolina (1/16)
- Finished with nine points at Auburn while leading the team with five assists
- Made first start of the season at Clemson (12/13) and dished out five assists while grabbing a career-high five rebounds
- Finished with 10 points while going a perfect 4-of-4 from the free throw line at Florida (2/13)
- Scored a team-high 10 points against then-No. 23 Xavier (11/26)
- Collected a career-high eight assists (compared to just one turnover) and also led the team with three steals and against Louisiana (11/20)
- Also led the team in scoring with 18 points against the Ragin' Cajuns while going a perfect 6-of-6 from the free throw line
- Had five assists and added six points in 27 minutes in the season opener against Kennesaw State (11/13)
- A member of the SEC First Year Academic Honor Roll
- Finished third on the team with 48 assists (1.4 per game)
- Notched career-highs of 22 points and five three-pointers, all coming in the second half at Arkansas (1/22/15)
- Played in all 34 games, starting in nine contests
- Led UA in three-pointers and assists six times and in steals five times



COLEMAN'S 2015-16 GAME-BY-GAME STATS

OPPONENT	DATE	GS	MIN	FG	FBA	PCT	3FG	FBA	PCT	FT	FTA	PCT	OFF	DEF	TOT	AVG	PF	A	TO	BLK	STL	PTS	AVG
KENNESAW STATE	11/13		27	1	5	.200	1	3	.333	3	4	.750	0	1	1	1.0	2	5	2	0	2	6	6.0
DAYTON	11/17		19	1	5	.200	1	3	.333	0	0	.000	0	1	1	1.0	0	2	3	0	1	3	4.5
LOUISIANA-LAFAYETTE	11/20		27	5	16	.313	2	9	.222	6	6	1.000	0	3	3	1.7	3	8	1	0	3	18	9.0
vs. Xavier	11/26		21	3	8	.375	2	7	.286	2	2	1.000	0	3	3	2.0	2	2	1	0	1	10	9.3
vs. Wichita State	11/27		24	1	10	.100	0	7	.000	1	2	.500	1	3	4	2.4	0	1	2	0	0	3	8.0
vs. Notre Dame	11/29		22	1	4	.250	0	3	.000	0	0	.000	0	2	2	2.3	1	2	2	0	0	2	7.0
at Southern Miss	12/4		18	2	6	.333	0	4	.000	3	4	.750	0	2	2	2.3	3	3	3	0	0	7	7.0
at Clemson	12/13	*	30	1	5	.200	1	5	.200	0	0	.000	2	3	5	2.6	2	5	3	0	1	3	6.5
WINTRHOP	12/16	*	36	5	11	.455	3	5	.600	5	5	1.000	0	3	3	2.7	1	5	3	0	1	18	7.8
OREGON	12/21	*	36	7	16	.438	4	7	.571	6	6	1.000	2	1	3	2.7	0	6	3	0	1	24	9.4
JACKSONVILLE STATE	12/29	*	36	0	6	.000	0	5	.000	6	6	1.000	0	0	0	2.5	2	3	5	0	2	6	9.1
NORFOLK STATE	1/2	*	31	1	3	.333	1	2	.500	2	2	1.000	0	0	0	2.3	1	6	3	0	0	5	8.8
Ole Miss	1/7	*	37	3	9	.333	2	7	.286	0	0	.000	0	1	1	2.2	1	2	5	0	1	8	8.7
KENTUCKY	1/9	*	25	1	6	.167	1	4	.250	0	0	.000	0	0	0	2.0	3	2	0	0	0	3	8.3
SOUTH CAROLINA	1/13		24	4	8	.500	1	5	.200	5	5	1.000	0	5	5	2.2	1	6	3	0	1	14	8.7
at Vanderbilt	1/16		27	2	4	.500	0	2	.000	0	0	.000	1	2	3	2.3	2	3	1	0	0	4	8.4
at Auburn	1/19		27	2	7	.286	0	3	.000	5	6	.833	0	4	4	2.4	3	5	2	0	1	9	8.4
LSU	1/23		17	1	6	.167	1	4	.250	0	0	.000	0	0	0	2.2	0	0	0	0	1	3	8.1
TENNESSEE	1/26		11	0	2	.000	0	1	.000	0	0	.000	0	1	1	2.2	2	1	3	0	0	0	7.7
at South Carolina	1/30		20	0	5	.000	0	2	.000	0	0	.000	0	1	1	2.1	0	4	1	0	0	0	7.3
at Mississippi State	2/2		25	4	9	.444	3	5	.600	4	4	1.000	0	4	4	2.2	1	2	2	0	0	15	7.7
MISSOURI	2/6		30	4	9	.444	1	4	.250	5	6	.833	0	3	3	2.2	3	5	3	0	1	14	8.0
TEXAS A&M	2/10		29	0	5	.000	0	3	.000	2	2	1.000	1	1	2	2.2	2	2	1	0	2	2	7.7
at Florida	2/13		26	2	5	.400	2	4	.500	4	4	1.000	0	2	2	2.2	0	1	1	0	0	10	7.8
at LSU	2/17		26	6	10	.600	5	8	.625	4	5	.800	0	1	1	1.5	1	5	2	0	0	21	8.3
MISSISSIPPI STATE	2/20		24	0	2	.000	0	2	.000	1	3	.333	0	2	2	2.2	1	3	0	0	0	1	8.0
at Kentucky	2/23																						
AUBURN	2/27																						
ARKANSAS	3/2																						
at Georgia	3/5																						

COLEMAN'S CAREER STATS

YEAR	GP	GS	MIN	AVG	FG	FBA	PCT	3FG	3FBA	PCT	FT	FTA	PCT	OFF	DEF	TOT	AVG	PF	FO	AST	TO	BLK	STL	PTS	AVG
2014-15	34	9	614	18.1	41	158	.259	26	109	.239	39	52	.750	8	28	36	1.1	33	0	48	37	0	19	147	4.3
2015-16	26	7	675	26.0	57	182	.313	31	114	.272	64	72	.889	7	49	56	2.2	37	0	89	55	0	19	209	8.0
TOTAL	60	16	1289	21.5	98	340	.288	57	223	.256	103	124	.831	15	77	92	1.5	70	0	137	92	0	38	356	5.9

COLEMAN'S CAREER SEC STATS

YEAR	GP	GS	MIN	AVG	FG	FBA	PCT	3FG	3FBA	PCT	FT	FTA	PCT	OFF	DEF	TOT	AVG	PF	FO	AST	TO	BLK	STL	PTS	AVG
2014-15	18	3	298	16.6	15	72	.208	12	54	.222	27	36	.750	4	14	18	1.0	20	0	21	15	0	10	69	3.8
2015-16	14	2	348	24.9	29	87	.333	16	54	.296	30	35	.857	2	27	29	2.1	20	0	41	24	0	7	104	7.4
TOTAL	32	5	646	20.2	44	159	.277	28	108	.259	57	71	.803	6	41	47	1.5	40	0	62	39	0	17	173	5.4



6-6 • 217 • Gr.

Guard

ARTHUR EDWARDS

Washington, D.C. (New Mexico)

CAREER HIGHS

Points	17	3X, last vs. LSU (1/23/16)
Field Goals	6	3X, last at Ole Miss (1/7/16)
FG Att.	12	2X, last at Mississippi State (2/2/16)
3-Point FG	5	3X, last at Ole Miss (1/7/16)
3-Point Att.	9	2X, last at LSU (2/17/16)
Free Throws	4	5X, last vs. LSU (1/23/16)
FT Att.	7	vs. Boston College (11/20/14)
Rebounds	8	vs. Air Force (3/11/15)
Assists	4	South Carolina (1/13/16)
Steals	3	at UNLV (1/21/15)
Blocks	2	at Mississippi State (2/2/16)
Minutes	37	Jacksonville State (12/29/15)

2015-16 SEASON HIGHS


Points	17	3X, last vs. LSU (1/23/16)
Field Goals	6	3X, last at Ole Miss (1/7/16)
FG Att.	12	2X, last at Mississippi State (2/2/16)
3-Point FG	5	3X, last at Ole Miss (1/7/16)
3-Point Att.	9	2X, last at LSU (2/17/16)
Free Throws	4	3X, last vs. LSU (1/23/16)
FT Att.	5	2X, last vs. Missouri (2/6/16)
Rebounds	7	Mississippi State (2/20/16)
Assists	4	South Carolina (1/13/16)
Steals	2	6X, last at Florida (2/13/16)
Blocks	2	at Mississippi State (2/2/16)
Minutes	37	Jacksonville State (12/29/15)

MISCELLANEOUS STATS

CATEGORY	2015-16	CAREER
Double-digit scoring	14	15
20+ point games		
Double-digit rebounding		
Double-doubles		
Led UA in scoring	1	1
Led UA in rebounding	2	2
Led UA in three-pointers	12	12
Led UA in assists	1	1
Led UA in steals	3	3
Led UA in blocks	3	3
5+ assist games		
3+ three-pointers	9	9
3+ steal games		1
3+ block games		

2015-16 (SENIOR SEASON)

- Leads team with 55 made threes and is second in three-point percentage (.387), which ranks eighth in the SEC
- Has reached double figures in 14 of the last 21 games he has played and is second on the team with 14 double-digit scoring contests
- Third on the team in rebounding (4.0 rpg) and scoring (9.5 ppg)
- Matched career highs of 17 points and five threes at Ole Miss (1/7) while going 6-of-8 from the field
- Set a career high in scoring for the second consecutive game with 17 at Southern Miss (12/4) while making a career best five three-pointers
- Scored a career-high-tying 17 points and was a perfect 4-of-4 at the free throw line against LSU (1/23)
- Led the team with a game-high 16 points against Jacksonville State (12/29) while matching a career high with three assists in a career-high 37 minutes
- Put up 15 points on a career high-tying 5 threes against Norfolk State (1/2)
- Scored 15 points, all in the first half, on 6-of-7 shooting against then-No. 17 Notre Dame (11/26)
- Finished with 12 points and a career-high two blocks at Mississippi State (2/2)
- Collected 12 points while matching his career high in three point attempts (9) at LSU (2/17)
- Put up a dozen points on 4-of-6 shooting while going 3-of-4 from deep in the loss to Oregon (12/21)
- Played in 38 contests during his two seasons for the Lobos, including 22 games during the 2014-15 season
- Missed eight games last season due to an injury midway through the non-conference portion of the schedule
- Averaged 3.9 points and 2.0 rebounds in 12.0 minutes per game
- Appeared in 15 games in his first season at New Mexico in 2013-14
- Played one season at Northwest Florida State College and helped the Raiders to a 30-4 overall record on the season, advancing to the national championship game in Hutchinson, Kan.
- Named second team All-Panhandle Conference



EDWARDS' 2015-16 GAME-BY-GAME STATS

OPPONENT	DATE	GS	MIN	FG	FBA	PCT	3FG	3FBA	PCT	FT	FTA	PCT	OFF	DEF	TOT	AVG	PF	A	TO	BLK	STL	PTS	AVG
KENNESAW STATE	11/13	*	21	2	7	.286	2	5	.400	0	2	.000	0	5	5	5.0	5	2	2	1	2	6	6.0
DAYTON	11/17	*	21	2	6	.333	1	3	.333	0	0	.000	1	1	2	3.5	3	1	1	0	0	5	5.5
LOUISIANA-LAFAYETTE	11/20	*	21	5	6	.833	2	3	.667	0	0	.000	1	4	5	4.0	4	2	4	0	1	12	7.7
vs. Xavier	11/26	*	17	1	6	.167	1	5	.200	0	0	.000	1	2	3	3.8	4	1	2	1	0	3	6.5
vs. Wichita State	11/27	*	23	0	5	.000	0	2	.000	4	4	1.000	2	3	5	4.0	1	2	0	1	0	4	6.0
vs. Notre Dame	11/29	*	35	6	7	.857	3	4	.750	0	0	.000	0	2	2	3.7	3	0	2	0	2	15	7.5
at Southern Miss	12/4	*	32	6	9	.667	5	8	.625	0	0	.000	1	4	5	3.9	1	0	1	0	0	17	8.9
at Clemson	12/13	*	32	1	5	.200	1	4	.250	0	1	.000	2	4	6	4.1	1	2	4	1	2	3	8.1
WINTRHOP	12/16	*	30	5	9	.556	1	4	.250	0	0	.000	0	6	6	4.3	2	2	3	1	1	11	8.4
OREGON	12/21	*	28	4	6	.667	3	4	.750	1	3	.333	0	4	4	4.3	3	2	2	0	0	12	8.8
JACKSONVILLE STATE	12/29	*	37	5	11	.455	2	7	.286	4	4	1.000	0	5	5	4.4	2	3	1	0	0	16	9.5
NORFOLK STATE	1/2	*	29	5	12	.417	5	9	.556	0	0	.000	0	1	1	4.1	1	3	1	0	0	15	9.9
at Ole Miss	1/7	*	35	6	8	.750	5	6	.833	0	0	.000	0	4	4	4.1	4	2	5	0	2	17	10.5
KENTUCKY	1/9	*	25	3	9	.333	2	6	.333	3	5	.600	0	3	3	4.0	3	0	2	0	0	11	10.5
SOUTH CAROLINA	1/13	*	24	1	5	.200	1	4	.250	0	0	.000	0	5	5	4.1	3	4	3	0	0	3	10.0
at Vanderbilt	1/16	*	24	4	9	.444	4	8	.500	0	0	.000	1	3	4	4.1	4	0	1	0	0	12	10.1
at Auburn	1/19	*	26	1	4	.250	0	3	.000	0	0	.000	0	4	4	4.1	5	1	0	0	0	2	9.6
LSU	1/23	*	35	5	11	.455	3	7	.429	4	4	1.000	1	3	4	4.1	1	1	1	0	0	17	10.1
TENNESSEE	1/26	*	33	3	9	.333	2	7	.286	0	0	.000	0	4	4	4.1	1	0	2	1	2	8	9.9
at South Carolina	1/30	*	35	2	8	.250	0	4	.000	3	4	.750	2	3	5	4.1	4	1	3	0	1	7	9.8
at Mississippi State	2/2	*	30	5	12	.417	2	7	.286	0	0	.000	2	2	4	4.1	1	0	3	2	1	12	9.9
MISSOURI	2/6	*	26	3	9	.333	3	8	.375	2	5	.400	1	3	4	4.1	3	1	4	1	0	11	10.0
TEXAS A&M	2/10	*	28	3	8	.375	2	6	.333	0	0	.000	0	4	4	4.1	4	2	3	0	1	8	9.9
at Florida	2/13	*	22	2	6	.333	0	2	.000	0	0	.000	0	1	1	4.0	5	1	2	0	2	4	9.6
at LSU	2/17	*	35	4	9	.444	4	9	.444	0	0	.000	1	2	3	3.9	2	2	3	0	0	12	9.7
MISSISSIPPI STATE	2/20	*	35	2	11	.182	1	7	.143	0	0	.000	1	6	7	4.0	2	1	2	1	0	5	9.5
at Kentucky	2/23																						
AUBURN	2/27																						
ARKANSAS	3/2																						
at Georgia	3/5																						

EDWARDS' CAREER STATS

YEAR	GP	GS	MIN	AVG	FG	FBA	PCT	3FG	3FBA	PCT	FT	FTA	PCT	OFF	DEF	TOT	AVG	PF	FO	AST	TO	BLK	STL	PTS	AVG
2013-14	15	0	10	8.0	5	28	.179	1	18	.056	3	4	.750	4	4	8	0.5	21	0	3	6	4	4	14	0.9
2014-15	22	2	263	12.0	26	72	.361	8	36	.222	26	39	.667	12	32	44	2.0	37	0	17	31	4	11	86	3.9
2015-16	26	26	739	28.4	86	207	.415	55	142	.387	21	32	.656	17	88	105	4.0	72	3	36	57	10	17	248	9.5
TOTAL	63	28	1122	17.8	117	307	.381	64	196	.327	50	75	.667	33	124	157	2.5	130	3	56	94	18	32	348	5.5

EDWARDS' CAREER SEC STATS

YEAR	GP	GS	MIN	AVG	FG	FBA	PCT	3FG	3FBA	PCT	FT	FTA	PCT	OFF	DEF	TOT	AVG	PF	FO	AST	TO	BLK	STL	PTS	AVG
2015-16	14	14	413	29.5	44	118	.373	29	84	.345	12	18	.667	9	47	56	4.0	42	2	16	34	5	9	129	9.2
TOTAL	14	14	413	29.5	44	118	.373	29	84	.345	12	18	.667	9	47	56	4.0	42	2	16	34	5	9	129	9.2



11

6-8 • 233 • Jr.

Forward

SHANNON HALE

Johnson City, Tenn. (Christ School)

CAREER HIGHS

Points	27	at Ole Miss (2/26/14)
Field Goals	7	3X, last vs. Mississippi St. (2/20/16)
FG Att.	17	2X, last at South Carolina (1/30/16)
3-Point FG	5	Louisiana (11/20/15)
3-Point Att.	9	at South Carolina (1/30/16)
Free Throws	10	at Ole Miss (2/26/14)
FT Att.	12	Ole Miss (2/11/14)
Rebounds	11	Southern Miss (11/20/14)
Assists	6	LSU (1/25/14)
Steals	3	Western Carolina (11/17/14)
Blocks	3	at Auburn (2/17/15)
Minutes	39	Ole Miss (2/11/14)

2015-16 SEASON HIGHS

Points	22	Mississippi State (2/20/16)
Field Goals	7	2X, last vs. Mississippi St. (2/20/16)
FG Att.	17	2X, last at South Carolina (1/30/16)
3-Point FG	5	Louisiana (11/20/15)
3-Point Att.	9	at South Carolina (1/30/16)
Free Throws	9	Tennessee (1/26/16)
FT Att.	10	Tennessee (1/26/16)
Rebounds	8	Tennessee (1/26/16)
Assists	4	LSU (1/23/16)
Steals	2	2X, last at Florida (2/13/16)
Blocks	2	Louisiana (11/20/15)
Minutes	34	3X, last vs. LSU (1/23/16)

MISCELLANEOUS STATS

CATEGORY	2015-16	CAREER
Double-digit scoring	13	38
20+ point games	3	4
Double-digit rebounding		1
Double-doubles		1
Led UA in scoring	6	12
Led UA in rebounding		7
Led UA in three-pointers	5	18
Led UA in assists	1	7
Led UA in steals	2	8
Led UA in blocks		10
5+ assist games		1
3+ three-pointers	3	8
3+ steal games		1
3+ block games		1

2015-16 (JUNIOR SEASON)

- Returned to the lineup against Texas A&M after missing two games (Mississippi State [2/2] and Missouri [2/6]) due to an injured foot and finished with 10 points
- Has 13 double-figure scoring games
- Led the team with a season-high 22 points against Mississippi State (2/20) while making four three-pointers
- Had 20 points in the win over Tennessee (1/26) while recording season-best marks in rebounds (8), field goals attempted (17), free throws made (9) and attempted (10) and two steals
- Put up 16 points while going a perfect 4-of-4 from the free throw line at South Carolina (1/30)
- Scored 13 points in consecutive games at Vanderbilt (1/16) and at Auburn (1/19)
- Did not play against Winthrop (12/16), Oregon (12/21) or Jacksonville State (12/29) due to a medical condition
- Has led the team in scoring in six games on the season and finished with double-digit points in 13 games
- Led the team in scoring in all three games of the AdvoCare Invitational, averaging 16.3 ppg
- Is second on the team in scoring average (11.2 ppg) and third in field goals made (76)
- Scored 19 points, including three treys, in the win over then-No. 17 Notre Dame (11/29)
- Put up 20 points in 28 minutes in the victory over then-No. 20 Wichita State (11/27)
- Led the team with 18 points on 5-of-6 shooting from behind the arc against Louisiana (11/20)
- Set a career high in three-pointers (5) and season highs in field goals (6), rebounds (4), blocks (2) and minutes (34) vs. the Ragin' Cajuns
- Led the team with 13 points at Vanderbilt (1/16)
- Scored 12 points and made the game-winning steal and dunk at Clemson (12/13) while also grabbing seven rebounds
- Scored 13 points in 26 minutes in the season opener against Kennesaw State (11/13)
- Played in 28 games, starting 15, before suffering a season-ending injury (foot) in the first half against South Carolina (2/24/15)
- Finished fourth on the team in steals (21) and scoring (8.2 ppg)
- Matched his season-high with 14 points at Mississippi State (2/10/15)
- Tabbed to SEC All-Freshman team in 2013-14, becoming the first Alabama player to earn a spot on the all-freshman team since Trevor Releford in 2011



HALE'S 2015-16 GAME-BY-GAME STATS

OPPONENT	DATE	GS	MIN	FG	FBA	PCT	3FG	3FBA	PCT	FT	FTA	PCT	OFF	DEF	TOT	AVG	PF	A	TO	BLK	STL	PTS	AVG
KENNESAW STATE	11/13	*	26	4	11	.364	0	3	.000	5	7	.714	2	1	3	3.0	3	0	3	0	0	13	13.0
DAYTON	11/17	*	20	1	7	.143	0	1	.000	0	0	.000	0	3	3	3.0	1	0	6	0	1	2	7.5
LOUISIANA-LAFAYETTE	11/20	*	34	6	12	.500	5	6	.833	1	2	.500	1	3	4	3.3	1	1	1	2	0	18	11.0
vs. Xavier	11/26	*	26	4	10	.400	2	6	.333	0	0	.000	1	1	2	3.0	2	1	5	0	0	10	10.8
vs. Wichita State	11/27	*	28	6	10	.600	2	4	.500	6	7	.857	0	3	3	3.0	3	0	2	0	0	20	12.6
vs. Notre Dame	11/29	*	34	7	14	.500	3	6	.500	2	3	.667	0	5	5	3.3	4	0	0	0	0	19	13.7
at Southern Miss	12/4	*	23	3	10	.300	2	7	.286	1	1	1.000	0	2	2	3.1	1	1	3	1	0	9	13.0
at Clemson	12/13	*	30	5	16	.313	1	4	.250	1	1	1.000	5	2	7	3.6	3	2	3	1	1	12	12.9
WINTHROP	12/16																						
OREGON	12/21																						
JACKSONVILLE STATE	12/29																						
NORFOLK STATE	1/2		14	0	3	.000	0	1	.000	2	2	1.000	0	1	1	3.3	3	0	1	0	0	2	11.7
at Ole Miss	1/7		15	1	4	.250	1	4	.250	1	2	.500	0	2	2	3.2	1	0	2	1	0	4	10.9
KENTUCKY	1/9		26	1	9	.111	0	6	.000	4	6	.667	0	2	2	3.1	4	0	0	0	1	6	10.5
SOUTH CAROLINA	1/13		24	2	4	.500	2	4	.500	2	2	1.000	1	0	1	2.9	1	0	1	0	1	8	10.3
at Vanderbilt	1/16		29	6	14	.429	1	6	.167	0	2	.000	1	1	2	2.8	5	0	2	0	1	13	10.5
at Auburn	1/19		28	4	11	.367	2	8	.250	3	4	.750	1	3	4	2.9	4	2	1	0	0	13	10.6
LSU	1/23	*	34	2	10	.200	1	8	.125	2	3	.667	1	2	3	2.9	2	4	4	0	1	7	10.4
TENNESSEE	1/26	*	31	5	17	.294	1	4	.250	9	10	.900	5	3	8	3.3	0	0	1	0	2	20	11.0
at South Carolina	1/30	*	23	5	17	.294	2	9	.222	4	4	1.000	0	2	2	3.2	3	1	1	1	0	16	11.3
at Mississippi State	2/2																						
MISSOURI	2/6																						
TEXAS A&M	2/10		18	4	9	.444	2	5	.400	0	0	.000	2	1	3	3.2	2	0	3	0	1	10	11.2
at Florida	2/13		25	2	5	.400	1	1	1.000	5	6	.833	0	2	2	3.1	1	1	2	0	2	10	11.2
at LSU	2/17		19	1	6	.167	0	5	.000	0	0	.000	0	2	2	3.1	3	0	2	0	0	2	10.7
MISSISSIPPI STATE	2/20		26	7	15	.467	4	8	.500	4	5	.800	0	5	5	3.1	0	0	3	0	0	22	11.2
at Kentucky	2/23																						
AUBURN	2/27																						
ARKANSAS	3/2																						
at Georgia	3/5																						

HALE'S CAREER STATS

YEAR	GP	GS	MIN	AVG	FG	FBA	PCT	3FG	3FBA	PCT	FT	FTA	PCT	OFF	DEF	TOT	AVG	PF	FO	AST	TO	BLK	STL	PTS	AVG
2013-14	31	20	698	22.5	88	203	.433	31	88	.352	67	106	.632	28	83	111	3.6	62	0	32	54	11	17	274	8.8
2014-15	28	15	542	19.4	75	180	.417	26	86	.302	54	77	.701	29	60	89	3.2	54	1	32	53	14	21	230	8.2
2015-16	21	11	533	25.4	76	214	.355	32	106	.302	52	67	.776	20	46	66	3.1	47	1	13	46	6	11	236	11.2
TOTAL	80	46	1773	22.2	239	597	.400	89	280	.318	173	250	.692	77	189	266	3.3	163	2	77	153	31	49	740	9.3

HALE'S CAREER SEC STATS

YEAR	GP	GS	MIN	AVG	FG	FBA	PCT	3FG	3FBA	PCT	FT	FTA	PCT	OFF	DEF	TOT	AVG	PF	FO	AST	TO	BLK	STL	PTS	AVG
2013-14	18	17	505	28.1	64	147	.435	21	60	.350	60	87	.690	18	56	74	4.1	45	0	24	42	6	14	209	11.6
2014-15	15	8	286	19.1	35	89	.393	16	47	.340	25	34	.735	18	24	42	2.8	23	0	14	25	9	8	111	7.4
2015-16	12	3	298	24.8	40	121	.331	17	68	.250	34	44	.773	11	25	36	3.0	26	1	8	22	2	9	131	10.9
TOTAL	45	28	1089	24.2	139	357	.389	54	175	.309	119	165	.721	47	105	152	3.4	94	1	46	89	17	31	451	10.0



2015-16 (FRESHMAN SEASON)

- Second on the team and is 11th in the SEC with 1.4 blocks per game
- Second on the team in field goal percentage (.625), making 25-of-40 attempts this season
- Ranks third in blocked shots and field goal percentage among all SEC freshmen
- Recorded season-highs of 10 rebounds and two steals, while adding six points vs Texas A&M (2/10)
- Collected six rebounds, four points, three blocks and two steals before fouling out in 14 minutes against Tennessee (1/26)
- Blocked a season-high four shots at Ole Miss (1/7) in just eight minutes of action
- Had seven points while leading the team in rebounding (6) in 20 minutes of action at Dayton (11/17)
- Had six rebounds and four blocks in the win over Missouri (2/6)
- Led the team with six rebounds at South Carolina (1/30) while adding four points and a block
- Blocked three shots against then-No. 23 Xavier (11/26)
- Scored four points and had a block in the win over then-No. 17 Notre Dame (11/29)
- Led the team with six rebounds against Kentucky (1/9)
- Blocked two shots and grabbed two rebounds in his first collegiate action vs. Kennesaw State (11/13)
- Came to Alabama after a standout career at Luverne High School under head coach Richard Dorsey
- Rated the No. 81 recruit nationally and No. 25 in the region by ESPN.com
- Tabbed the 2A Player of the Year by the Alabama Sports Writers Association
- Named as a 2A first team all-state honoree for the second straight season
- Averaged a triple-double during his senior season with 22.6 points, 18.1 rebounds and nearly 12 blocks per game
- Is the first student-athlete from Luverne High School to earn a D-I scholarship
- Selected to the 2015 Alabama-Mississippi All-Star game where he 15 points
- Was the Class 2A District 3 Regional Winner of the Bryant-Jordan Student Achievement Regional Scholarship, awarded annually to the top student-athletes in the state



35

6-9 • 224 • Fr.

Forward

DONTA HALL

Luverne, Ala. (Luverne)

CAREER HIGHS

Points	7	at Dayton (11/17/15)
Field Goals	2	7X, last vs. Texas A&M (2/10/16)
FG Att.	4	3X, last vs. Texas A&M (2/10/16)
3-Point FG		
3-Point Att.		
Free Throws	3	at Dayton (11/17/15)
FT Att.	8	at Dayton (11/17/15)
Rebounds	10	Texas A&M (2/10/16)
Assists	1	4X, last vs. Missouri (2/6/16)
Steals	2	3X, last vs. Texas A&M (2/10/16)
Blocks	4	2X, last vs. Missouri (2/6/16)
Minutes	21	Texas A&M (2/10/16)

2015-16 SEASON HIGHS

Points	7	at Dayton (11/17/15)
Field Goals	2	7X, last vs. Texas A&M (2/10/16)
FG Att.	4	3X, last vs. Texas A&M (2/10/16)
3-Point FG		
3-Point Att.		
Free Throws	3	at Dayton (11/17/15)
FT Att.	8	at Dayton (11/17/15)
Rebounds	10	Texas A&M (2/10/16)
Assists	1	4X, last vs. Missouri (2/6/16)
Steals	2	3X, last vs. Texas A&M (2/10/16)
Blocks	4	2X, last vs. Missouri (2/6/16)
Minutes	21	Texas A&M (2/10/16)

MISCELLANEOUS STATS

CATEGORY	2015-16	CAREER
Double-digit scoring		
20+ point games		
Double-digit rebounding	1	1
Double-doubles		
Led UA in scoring		
Led UA in rebounding	4	4
Led UA in three-pointers		
Led UA in assists		
Led UA in steals	1	1
Led UA in blocks	12	12
5+ assist games		
3+ three-pointers		
3+ steal games		
3+ block games	5	5

HALL'S 2015-16 GAME-BY-GAME STATS

OPPONENT	DATE	GS	MIN	FG	FGA	PCT	3FG	FGA	PCT	FT	FTA	PCT	OFF	DEF	TOT	AVG	PF	A	TO	BLK	STL	PTS	AVG
KENNESAW STATE	11/13	14	1	1	1.000	0	0	.000	0	0	.000	1	1	2	2.0	0	0	0	2	0	2	2.0	
DAYTON	11/17	20	2	4	.500	0	0	.000	3	8	.375	2	4	6	4.0	2	0	0	1	1	7	4.5	
LOUISIANA-LAFAYETTE	11/20	13	0	1	.000	0	0	.000	1	2	.500	0	5	5	4.3	1	1	0	3	1	1	3.3	
vs. Xavier	11/26	16	1	1	1.000	0	0	.000	1	3	.333	1	1	2	3.8	3	0	1	3	0	3	3.3	
vs. Wichita State	11/27	11	1	1	1.000	0	0	.000	0	0	.000	0	1	1	3.2	2	0	1	1	0	2	3.0	
vs. Notre Dame	11/29	4	2	2	1.000	0	0	.000	0	0	.000	0	0	0	2.7	2	0	1	1	0	4	3.2	
at Southern Miss	12/4	6	0	0	.000	0	0	.000	0	0	.000	0	3	3	2.7	0	0	0	1	0	0	2.7	
at Clemson	12/13	7	2	4	.500	0	0	.000	0	0	.000	0	2	2	2.6	2	0	0	1	0	4	2.9	
WINTRHOP	12/16	7	1	1	1.000	0	0	.000	0	0	.000	1	1	2	2.6	3	0	2	0	0	2	2.8	
OREGON	12/21	11	2	2	1.000	0	0	.000	0	0	.000	0	2	2	2.5	2	0	0	1	0	4	2.9	
JACKSONVILLE STATE	12/29	6	1	1	1.000	0	0	.000	0	0	.000	2	2	4	2.6	2	0	1	0	0	2	2.8	
NORFOLK STATE	1/2	17	1	2	.500	0	0	.000	0	0	.000	0	3	3	2.7	2	0	1	2	0	2	2.8	
at Ole Miss	1/7	8	0	0	.000	0	0	.000	0	0	.000	0	2	2	2.6	5	0	0	4	0	0	2.5	
KENTUCKY	1/9	17	1	2	.500	0	0	.000	1	2	.500	3	3	6	2.9	3	0	0	0	0	3	2.6	
SOUTH CAROLINA	1/13	11	1	1	1.000	0	0	.000	1	2	.500	1	2	3	2.9	5	0	2	1	1	3	2.6	
at Vanderbilt	1/16	8	1	2	.500	0	0	.000	2	4	.500	2	4	6	3.1	3	1	0	1	2	4	2.7	
at Auburn	1/19	6	0	0	.000	0	0	.000	0	0	.000	0	3	3	3.1	0	0	0	0	0	0	2.5	
LSU	1/23	7	1	3	.333	0	0	.000	0	0	.000	1	3	4	3.1	1	0	0	2	0	2	2.5	
TENNESSEE	1/26	14	2	3	.667	0	0	.000	0	0	.000	1	5	6	3.3	5	1	1	3	2	4	2.6	
at South Carolina	1/30	12	2	3	.667	0	0	.000	0	2	.000	2	4	6	3.4	5	1	0	1	0	4	2.7	
at Mississippi State	2/2	6	0	1	.000	0	0	.000	0	0	.000	1	4	5	3.5	2	0	0	0	0	0	2.5	
MISSOURI	2/6	20	0	0	.000	0	0	.000	0	2	.000	3	3	6	3.6	1	1	0	4	0	0	2.4	
TEXAS A&M	2/10	21	2	4	.500	0	0	.000	2	3	.667	6	4	10	3.9	4	0	1	1	2	6	2.6	
at Florida	2/13	12	0	0	.000	0	0	.000	0	0	.000	0	3	3	3.8	3	0	1	0	0	0	2.5	
at LSU	2/17	10	0	0	.000	0	0	.000	0	2	.000	1	3	4	3.8	2	0	1	2	0	0	2.4	
MISSISSIPPI STATE	2/20	15	1	1	1.000	0	0	.000	1	2	.500	2	2	4	3.8	1	0	1	1	0	3	2.4	
at Kentucky	2/23																						
AUBURN	2/27																						
ARKANSAS	3/2																						
at Georgia	3/5																						

HALL'S CAREER STATS

YEAR	GP	GS	MIN	AVG	FG	FGA	PCT	3FG	3FGA	PCT	FT	FTA	PCT	OFF	DEF	TOT	AVG	PF	FO	AST	TO	BLK	STL	PTS	AVG
2015-16	26	0	299	11.5	25	40	.625	0	0	.000	12	32	.375	30	70	100	3.8	61	4	5	14	36	9	62	2.4
TOTAL	26	0	299	11.5	25	40	.625	0	0	.000	12	32	.375	30	70	100	3.8	61	4	5	14	36	9	62	2.4

HALL'S CAREER SEC STATS

YEAR	GP	GS	MIN	AVG	FG	FGA	PCT	3FG	3FGA	PCT	FT	FTA	PCT	OFF	DEF	TOT	AVG	PF	FO	AST	TO	BLK	STL	PTS	AVG
2015-16	14	0	167	11.9	11	20	.550	0	0	.000	7	19	.368	23	45	68	4.9	40	4	4	7	20	7	29	2.1
TOTAL	14	0	167	11.9	11	20	.550	0	0	.000	7	19	.368	23	45	68	4.9	40	4	4	7	20	7	29	2.1



12

6-5 • 205 • Fr.

Guard

DAZON INGRAM

Theodore, Ala. (Theodore)

CAREER HIGHS

Points	16	Kennesaw State (11/13/15)
Field Goals	8	Kennesaw State (11/13/15)
FG Att.	11	Kennesaw State (11/13/15)
3-Point FG	1	at Southern Miss (12/4/15)
3-Point Att.	1	2X, last at Southern Miss (12/4/15)
Free Throws	7	vs. Wichita State (11/27/15)
FT Att.	10	vs. Wichita State (11/27/15)
Rebounds	9	vs. Xavier (11/26/15)
Assists	5	Louisiana (11/20/15)
Steals	2	3X, last vs. Xavier (11/26/15)
Blocks	1	3X, last at Southern Miss (12/4/15)
Minutes	32	vs. Wichita State (11/27/15)

2015-16 SEASON HIGHS

Points	16	Kennesaw State (11/13/15)
Field Goals	8	Kennesaw State (11/13/15)
FG Att.	11	Kennesaw State (11/13/15)
3-Point FG	1	at Southern Miss (12/4/15)
3-Point Att.	1	2X, last at Southern Miss (12/4/15)
Free Throws	7	vs. Wichita State (11/27/15)
FT Att.	10	vs. Wichita State (11/27/15)
Rebounds	9	vs. Xavier (11/26/15)
Assists	5	Louisiana (11/20/15)
Steals	2	3X, last vs. Xavier (11/26/15)
Blocks	1	3X, last at Southern Miss (12/4/15)
Minutes	32	vs. Wichita State (11/27/15)

MISCELLANEOUS STATS

CATEGORY	2015-16	CAREER
Double-digit scoring	3	3
20+ point games		
Double-digit rebounding		
Double-doubles		
Led UA in scoring		
Led UA in rebounding	3	3
Led UA in three-pointers		
Led UA in assists	3	3
Led UA in steals	3	3
Led UA in blocks	1	1
5+ assist games	1	1
3+ three-pointers	1	1
3+ steal games		
3+ block games		

2015-16 (FRESHMAN SEASON)

- Suffered a left foot injury in practice on Dec. 8 and will be sidelined for the remainder of the 2015-16 season
- Started each of the first seven contests, scoring in double-digits three times
- At the time of his injury, he led the team in rebounds (5.9 rpg) and assists (3.3 apg)
- Started and scored 16 points on 8-of-11 shooting in his first collegiate game vs. Kennesaw State (11/13), while adding six rebounds and four assists in 28 minutes
- The debut was the best opening game by an Alabama freshman since JaMychal Green went for 17 points and 12 rebounds in the 2008-09 season opener vs. Mercer (11/6/08)
- Scored 11 points and finished with eight rebounds in the win over then-No. 20 Wichita State (11/27)
- Led the team with a season-high nine rebounds against then-No. 23 Xavier (11/26)
- Pulled down a then-season-high seven rebounds against Louisiana (11/20), while scoring 10 points to go along with five assists against the Ragin' Cajuns
- Was second on the team with five rebounds and recorded his first career block at Dayton (11/17)
- Played under head coach Phillip Roebling at Theodore High School
- Was named Mr. Basketball in his senior season by the Alabama Sports Writers Association
- Voted the 2015 Alabama Sports Writers Association's 7A Player of the Year
- Earned MVP honors at the Alabama/Mississippi All-Star Classic after recording 12 points and four assists in the 101-88 Alabama win
- Two-time Coastal Alabama Player of the Year by the Mobile Press Register
- Twice named as a first team All-Region and first team All-State performer
- Led his team to the state semifinals and a 28-5 record
- Averaged 21 points, 11 rebounds and five assists per game in his senior season while recording 19 double-doubles and two triple-doubles
- In his junior year the Bobcats went 25-4 as he averaged 20 points, 10 rebounds and six assists per game
- Helped team to an undefeated home record (34-0) over his final two seasons at Theodore HS



INGRAM'S 2015-16 GAME-BY-GAME STATS

OPPONENT	DATE	GS	MIN	FG	FBA	PCT	3FG	FBA	PCT	FT	FTA	PCT	OFF	DEF	TOT	AVG	PF	A	TO	BLK	STL	PTS	AVG
KENNESAW STATE	11/13	*	28	8	11	.727	0	0	.000	0	1	.000	2	4	6	6.0	3	4	1	0	2	16	16.0
DAYTON	11/17	*	22	1	4	.250	0	1	.000	0	1	.000	1	4	5	5.5	3	4	4	1	2	2	9.0
LOUISIANA-LAFAYETTE	11/20	*	31	3	7	.426	0	0	.000	4	6	.667	2	5	7	6.0	5	5	1	0	1	10	9.3
vs. Xavier	11/26	*	24	3	7	.429	0	0	.000	0	0	.000	1	8	9	6.8	3	1	6	1	2	6	8.5
vs. Wichita State	11/27	*	32	2	3	.667	0	0	.000	7	10	.700	0	8	8	7.0	3	3	5	0	1	11	9.0
vs. Notre Dame	11/29	*	20	2	4	.500	0	0	.000	0	0	.000	0	4	4	6.5	5	2	3	0	0	4	8.2
at Southern Miss	12/4	*	22	1	1	1.000	1	1	1.000	2	4	.500	0	2	2	5.9	2	4	4	1	0	5	7.7
at Clemson	12/13																						
WINTRHOP	12/16																						
OREGON	12/21																						
JACKSONVILLE STATE	12/29																						
NORFOLK STATE	1/2																						
at Ole Miss	1/7																						
KENTUCKY	1/9																						
SOUTH CAROLINA	1/13																						
at Vanderbilt	1/16																						
at Auburn	1/19																						
LSU	1/23																						
TENNESSEE	1/26																						
at South Carolina	1/30																						
at Mississippi State	2/2																						
MISSOURI	2/6																						
TEXAS A&M	2/10																						
at Florida	2/13																						
at LSU	2/17																						
MISSISSIPPI STATE	2/20																						
at Kentucky	2/23																						
AUBURN	2/27																						
ARKANSAS	3/2																						
at Georgia	3/5																						

INGRAM'S CAREER STATS

YEAR	GP	GS	MIN	AVG	FG	FBA	PCT	3FG	3FBA	PCT	FT	FTA	PCT	OFF	DEF	TOT	AVG	PF	FO	AST	TO	BLK	STL	PTS	AVG
2015-16	7	7	179	25.6	20	37	.541	1	2	.500	13	22	.591	6	35	41	5.9	24	2	23	24	3	8	54	7.7
TOTAL	7	7	179	25.6	20	37	.541	1	2	.500	13	22	.591	6	35	41	5.9	24	2	23	24	3	8	54	7.7

INGRAM'S CAREER SEC STATS

YEAR	GP	GS	MIN	AVG	FG	FBA	PCT	3FG	3FBA	PCT	FT	FTA	PCT	OFF	DEF	TOT	AVG	PF	FO	AST	TO	BLK	STL	PTS	AVG
2015-16																									
TOTAL																									



6-9 • 225 • Jr.

Forward

MICHAEL KESSENS

Nyon, Switzerland (Longwood University)

CAREER HIGHS

Points	36	vs. VMI (3/7/13)
Field Goals	13	vs. VMI (3/7/13)
FG Att.	21	vs. VMI (3/7/13)
3-Point FG	1	7X, last vs. Jacksonville St. (12/29/15)
3-Point Att.	3	2X, last vs. Liberty (1/22/13)
Free Throws	10	vs. VMI (3/7/13)
FT Att.	12	vs. VMI (3/7/13)
Rebounds	17	vs. Central Penn (11/28/12)
Assists	4	3X, last vs. VCU (12/21/12)
Steals	3	3X, last vs. App. State (12/21/12)
Blocks	4	2X, last vs. Dartmouth (12/1/12)
Minutes	40	vs. VMI (3/7/13)

2015-16 SEASON HIGHS

Points	10	at Ole Miss (1/7/16)
Field Goals	4	2X, last vs. Notre Dame (11/29/15)
FG Att.	7	South Carolina (1/13/16)
3-Point FG	1	Jacksonville State (12/29/15)
3-Point Att.	2	Jacksonville State (12/29/15)
Free Throws	4	2X, last at Ole Miss (1/2/16)
FT Att.	6	at Ole Miss (1/2/16)
Rebounds	9	2X, last vs. Norfolk State (1/2/16)
Assists	2	3X, last vs. Missouri (2/6/16)
Steals	2	3X, last at Ole Miss (1/2/16)
Blocks	2	2X, last at South Carolina (1/30/16)
Minutes	26	at Ole Miss (1/2/16)

MISCELLANEOUS STATS

CATEGORY	2015-16	CAREER
Double-digit scoring	1	31
20+ point games		5
Double-digit rebounding		14
Double-doubles		13
Led UA in scoring		2
Led UA in rebounding	4	14
Led UA in three-pointers		
Led UA in assists		2
Led UA in steals	2	6
Led UA in blocks	5	11
5+ assist games		
3+ three-pointers		
3+ steal games		3
3+ block games		7

2015-16 (JUNIOR SEASON)

- Has connected on 40-of-67 shots on the year to rank third on team in field goal percentage (.597)
- Scored a season-high 10 points at Ole Miss (1/7) while grabbing a team-best seven boards
- Led the team and tied his season high with nine rebounds in the win over Norfolk State (1/2)
- Scored a season-high nine points on 2-of-3 shooting while making all four of his free throw attempts in the win over Jacksonville State (12/29)
- Posted eight points while grabbing five rebounds and recording two assists against Missouri (2/6)
- Came off the bench for a team best nine rebounds while scoring eight points on 4-of-5 shooting in the win over then-No. 17 Notre Dame (11/29)
- Shot a perfect 4-of-4 and tallied eight points in the season opener against Kennesaw State (11/13)
- Went 3-of-4 shooting to score seven points in 15 minutes at Dayton (11/17)
- Grabbed four rebounds while scoring four points and dishing out two assists in his first win this year in the win over Winthrop (12/16)
- Finished with four points and four rebounds in the win at Clemson (12/13)
- Played 32 games, making 10 starts a year ago and led the team with 5.2 rebounds per game
- Finished second in field goal percentage at 50.0 percent
- Tied for team lead with two double-doubles
- Recorded 17 points and 10 rebounds against Appalachian State (12/21/14)
- Scored 18 points and grabbed a season-high 12 rebounds in the win over North Florida (1/2/15)
- Scored 10 points in his first career SEC game against Texas A&M (1/6/15)
- Also finished with 10 points in the NIT second round game against Miami (3/21/15)
- Earned his first start at Alabama against Tennessee Tech scoring seven points and adding five rebounds
- Scored five points and secured four rebounds against Western Carolina in his first game at Alabama.
- Sat out the 2013-14 season due NCAA transfer rules after transferring from Longwood University.



KESSENS' 2015-16 GAME-BY-GAME STATS

OPPONENT	DATE	GS	MIN	FG	FBA	PCT	3FG	FBA	PCT	FT	FTA	PCT	OFF	DEF	TOT	AVG	PF	A	TO	BLK	STL	PTS	AVG
KENNESAW STATE	11/13	9	4	4	1,000	0	0	0	0	0	0	0	1	1	2	2.0	4	0	1	1	0	8	8.0
DAYTON	11/17	15	3	4	.750	0	0	0	0	1	2	.500	0	2	2	2.0	1	0	1	0	0	7	7.5
LOUISIANA-LAFAYETTE	11/20	13	0	0	.000	0	0	0	0	2	2	1,000	0	1	1	1.7	5	0	0	0	0	2	5.7
vs. Xavier	11/26	11	1	1	1,000	0	0	0	0	1	2	.500	2	3	5	2.5	0	0	1	0	1	3	5.0
vs. Wichita State	11/27	4	1	1	1,000	0	0	0	0	0	0	.000	0	0	0	2.0	2	0	0	0	0	2	4.4
vs. Notre Dame	11/29	19	4	5	.800	0	0	0	0	0	0	.000	4	5	9	3.2	1	0	0	0	2	8	5.0
at Southern Miss	12/4	24	0	0	.000	0	0	0	0	0	0	.000	0	1	1	2.9	0	1	0	2	0	0	4.3
at Clemson	12/13	12	2	5	.400	0	0	0	0	0	0	.000	4	0	4	3.0	3	1	1	0	0	4	4.3
WINTHROP	12/16	*	25	2	5	.400	0	0	0	0	0	.000	2	2	4	3.1	3	2	1	1	0	4	4.2
OREGON	12/21	*	17	1	2	.500	0	0	0	0	0	.000	1	2	3	3.1	2	0	0	0	1	2	4.0
JACKSONVILLE STATE	12/29	*	23	2	3	.667	1	2	.500	4	4	1,000	1	4	5	3.3	1	1	1	0	2	9	4.5
NORFOLK STATE	1/2	*	18	0	0	.000	0	0	0	3	4	.750	4	5	9	3.8	1	1	1	1	0	3	4.3
at Ole Miss	1/7	*	26	3	5	.600	0	0	0	4	6	.667	3	4	7	4.0	4	1	0	0	2	10	4.8
KENTUCKY	1/9	*	7	0	1	.000	0	1	.000	0	0	.000	0	0	0	3.7	2	0	0	1	0	0	4.4
SOUTH CAROLINA	1/13	*	23	3	7	.429	0	0	0	0	0	.000	3	0	3	3.7	3	1	1	0	1	6	4.5
at Vanderbilt	1/16	*	14	1	2	.500	0	0	0	1	4	.250	1	3	4	3.7	2	1	3	1	0	3	4.4
at Auburn	1/19	*	19	3	3	1,000	0	0	0	0	0	.000	1	2	3	3.6	5	0	1	1	0	6	4.5
LSU	1/23	19	1	3	.333	0	0	0	0	1	2	.500	1	2	3	3.6	3	0	1	0	1	3	4.4
TENNESSEE	1/26	22	1	1	1,000	0	0	0	0	0	0	.000	2	2	4	3.6	3	0	3	0	0	2	4.3
at South Carolina	1/30	21	1	4	.250	0	0	0	0	1	2	.500	2	4	6	3.8	5	0	0	2	1	3	4.3
at Mississippi State	2/2	*	25	1	2	.500	0	0	0	0	0	.000	3	1	4	3.8	2	2	5	0	0	2	4.1
MISSOURI	2/6	*	23	3	4	.750	0	0	0	2	3	.667	3	2	5	3.8	2	2	2	0	0	8	4.3
TEXAS A&M	2/10	*	13	1	3	.333	0	0	0	1	2	.500	1	1	2	3.7	2	0	0	0	1	3	4.3
at Florida	2/13	*	13	2	2	1,000	0	0	0	0	3	.000	0	2	2	3.7	1	1	0	0	0	4	4.3
at LSU	2/17	*	13	0	0	.000	0	0	0	0	0	.000	0	3	3	3.6	1	0	0	0	0	0	4.1
MISSISSIPPI STATE	2/20	*	12	0	0	.000	0	0	0	0	0	.000	1	1	2	3.6	1	1	1	1	0	0	3.9
at Kentucky	2/23																						
AUBURN	2/27																						
ARKANSAS	3/2																						
at Georgia	3/5																						

KESSENS' CAREER STATS

YEAR	GP	GS	MIN	AVG	FG	FBA	PCT	3FG	3FBA	PCT	FT	FTA	PCT	OFF	DEF	TOT	AVG	PF	FO	AST	TO	BLK	STL	PTS	AVG
2012-13	33	33	1078	32.7	174	324	.537	4	18	.222	100	143	.699	86	204	290	8.8	105	4	47	96	42	38	452	13.7
2014-15	32	10	677	21.2	73	146	.500	2	12	.167	40	61	.656	54	111	165	5.2	95	2	26	56	13	17	188	5.9
2015-16	26	15	441	17.0	40	67	.597	1	3	.333	21	36	.583	40	53	93	3.6	59	3	15	24	11	12	102	3.9
TOTAL	91	58	2196	24.1	287	537	.534	7	33	.212	161	240	.671	180	368	548	6.0	259	9	88	176	66	67	742	8.2

KESSENS' CAREER SEC STATS

YEAR	GP	GS	MIN	AVG	FG	FBA	PCT	3FG	3FBA	PCT	FT	FTA	PCT	OFF	DEF	TOT	AVG	PF	FO	AST	TO	BLK	STL	PTS	AVG
2014-15	17	5	383	22.5	32	74	.432	0	3	.000	19	32	.594	32	60	92	5.4	52	1	14	32	8	8	83	4.9
2015-16	14	11	251	17.9	20	37	.541	0	1	.000	10	22	.455	21	27	48	3.4	36	2	9	17	6	6	50	3.6
TOTAL	31	16	634	20.5	52	111	.468	0	4	.000	29	54	.537	53	87	140	4.5	88	3	23	49	14	14	133	4.3



6-7 • 203 • So.

G/F

RILEY NORRIS

Albertville, Ala. (Albertville)

CAREER HIGHS

Points	27	South Carolina (1/13/16)
Field Goals	9	South Carolina (1/13/16)
FG Att.	16	South Carolina (1/13/16)
3-Point FG	8	South Carolina (1/13/16)
3-Point Att.	11	South Carolina (1/13/16)
Free Throws	8	Louisiana (11/20/15)
FT Att.	10	Louisiana (11/20/15)
Rebounds	16	at LSU (2/17/16)
Assists	2	6X, last at Florida (2/13/16)
Steals	3	2X, last vs. Tennessee (1/27/16)
Blocks	2	Jacksonville State (12/29/15)
Minutes	41	Jacksonville State (12/29/15)

2015-16 SEASON HIGHS

Points	27	South Carolina (1/13/16)
Field Goals	9	South Carolina (1/13/16)
FG Att.	16	South Carolina (1/13/16)
3-Point FG	8	South Carolina (1/13/16)
3-Point Att.	11	South Carolina (1/13/16)
Free Throws	8	Louisiana (11/20/15)
FT Att.	10	Louisiana (11/20/15)
Rebounds	16	at LSU (2/17/16)
Assists	2	2X, last at Florida (2/13/16)
Steals	3	Tennessee (1/27/16)
Blocks	2	Jacksonville State (12/29/15)
Minutes	41	Jacksonville State (12/29/15)

MISCELLANEOUS STATS

CATEGORY	2015-16	CAREER
Double-digit scoring	12	17
20+ point games	1	1
Double-digit rebounding	4	6
Double-doubles	2	3
Led UA in scoring	4	4
Led UA in rebounding	7	13
Led UA in three-pointers	7	11
Led UA in assists	2	3
Led UA in steals	7	12
Led UA in blocks	2	5
5+ assist games		
3+ three-pointers	5	7
3+ steal games	1	2
3+ block games		

2015-16 (SOPHOMORE SEASON)

- Has 10 double figure games over last 17 contests
- Leads the team in three-point shooting (.402) and is second in rebounding (5.1 rpg)
- In SEC play, he leads the team with 6.3 rebounds per game and 41 percent (27-of-65) shooting from behind the arc, to go along with 9.6 ppg
- Earned his first start and responded with a school record-tying eight three-pointers and a career-high 27 points in the win over South Carolina (1/16)
- Also established career high numbers of 9-of-16 shooting from the floor and 8-of-11 from deep against the Gamecocks on his way to becoming the sixth player in school history, and the first since Mykal Riley on March 13, 2008, to hit eight treys in a game
- Recorded his second career double-double with 10 points and a game-high 11 rebounds against Jacksonville State (12/29) while also blocking two shots in a career-high 41 minutes
- Recorded his second double-double of the season and third of his career against LSU (1/23) with a 10 points and a team-high 10 rebounds
- Set a career high with 16 rebounds at LSU (2/17)
- Led the team with 18 points against Missouri (2/6)
- Made 4-of-8 shots from deep on his way to 15 points at Mississippi State (2/2)
- Led the team with a career-high 13 rebounds to go along with six points and two steals against Tennessee (1/26)
- Tallied 11 points on 4-of-8 shooting while going 3-of-6 from beyond the arc against Texas A&M (2/10)
- Finished with 11 points and a team-high six rebounds at South Carolina (1/30)
- Hit 8-of-10 from the free throw line to lead the team with 18 points against Louisiana (11/20)
- Finished with 12 points in the win over then-No. 20 Wichita State (11/27)
- Scored 12 points and tied for the team lead with five rebounds against the Ducks (12/21)
- Scored 10 points in the win over Norfolk State (1/2) while recording eight rebounds
- A member of the SEC First Year Academic Honor Roll
- Named team's Most Outstanding Freshman
- Recorded his first double-double at LSU (2/7/15) with a dozen in both points and rebounds
- Finished fourth on the team in three-point percentage, shooting .338 on 25-of-74 shots from behind the arc

NORRIS' 2015-16 GAME-BY-GAME STATS

OPPONENT	DATE	GS	MIN	FG	FGA	PCT	3FG	FGA	PCT	FT	FTA	PCT	OFF	DEF	TOT	AVG	PF	A	TO	BLK	STL	PTS	AVG
KENNESAW STATE	11/13		15	0	2	.000	0	1	.000	0	1	.000	1	3	4	4.0	0	0	1	0	1	0	0.0
DAYTON	11/17		23	3	6	.500	1	2	.500	2	2	1.000	3	0	3	3.5	2	1	0	0	1	9	4.5
LOUISIANA-LAFAYETTE	11/20		18	4	5	.800	2	2	1.000	8	10	.800	1	3	4	3.7	3	0	1	0	0	18	9.0
vs. Xavier	11/26		18	0	4	.000	0	3	.000	0	0	.000	0	0	0	2.8	0	0	0	0	0	0	6.8
vs. Wichita State	11/27		22	3	5	.600	2	4	.500	4	4	1.000	0	1	1	2.4	1	1	1	0	1	12	7.8
vs. Notre Dame	11/29		7	0	1	.000	0	0	.000	0	0	.000	0	0	0	2.0	0	0	0	0	0	0	6.5
at Southern Miss	12/4		21	0	1	.000	0	0	.000	0	1	.000	0	1	1	1.9	1	1	2	0	2	0	5.6
at Clemson	12/13		16	0	4	.000	0	0	.000	0	0	.000	0	1	1	1.8	1	1	0	0	1	0	4.9
WINTRHOP	12/16		25	1	3	.333	0	2	.000	2	2	1.000	2	5	7	2.3	3	0	1	0	1	4	4.8
OREGON	12/21		28	4	9	.444	2	5	.400	2	2	1.000	2	3	5	2.6	3	1	3	1	1	12	5.5
JACKSONVILLE STATE	12/29		41	3	10	.300	1	4	.250	3	7	.429	4	7	11	3.4	1	0	1	2	0	10	5.9
NORFOLK STATE	1/2		28	3	6	.500	2	4	.500	2	2	1.000	1	7	8	3.8	2	0	1	1	2	10	6.3
at Ole Miss	1/7		27	0	2	.000	0	2	.000	2	2	1.000	3	1	4	3.8	1	1	1	1	2	2	5.9
KENTUCKY	1/9		27	3	5	.600	0	1	.000	4	4	1.000	2	1	3	3.7	2	2	0	1	1	10	6.2
SOUTH CAROLINA	1/13	*	31	9	16	.563	8	11	.727	1	2	.500	4	3	7	3.9	3	1	1	0	1	27	7.6
at Vanderbilt	1/16	*	29	2	5	.400	1	2	.500	1	2	.500	2	0	2	3.8	3	0	1	0	0	6	7.5
at Auburn	1/19	*	35	3	10	.300	2	8	.250	1	2	.500	1	1	2	3.7	4	0	1	0	1	9	7.6
LSU	1/23	*	33	4	5	.800	2	2	1.000	0	1	.000	5	5	10	4.1	0	1	0	0	2	10	7.7
TENNESSEE	1/26	*	35	3	10	.300	0	3	.000	0	0	.000	2	11	13	4.5	2	1	3	0	3	6	7.6
at South Carolina	1/30	*	37	4	12	.333	3	7	.429	0	0	.000	1	5	6	4.6	2	1	3	0	0	11	7.8
at Mississippi State	2/2	*	39	4	11	.364	4	8	.500	4	8	.500	1	4	5	4.6	1	1	1	0	0	16	8.2
MISSOURI	2/6	*	34	5	11	.455	3	8	.375	5	6	.833	1	4	5	4.6	3	1	0	0	1	18	8.6
TEXAS A&M	2/10	*	33	4	8	.500	3	6	.500	0	0	.000	1	4	5	4.7	1	0	2	0	2	11	8.7
at Florida	2/13	*	35	2	8	.250	1	3	.333	2	2	1.000	0	6	6	4.7	2	2	1	0	1	7	8.7
at LSU	2/17	*	35	1	7	.143	0	4	.000	0	0	.000	5	11	16	5.2	2	0	2	0	1	2	8.4
MISSISSIPPI STATE	2/20	*	24	0	0	.000	0	0	.000	0	0	.000	2	2	4	5.1	4	0	2	1	0	0	8.1
at Kentucky	2/23																						
AUBURN	2/27																						
ARKANSAS	3/2																						
at Georgia	3/5																						

NORRIS' CAREER STATS

YEAR	GP	GS	MIN	AVG	FG	FBA	PCT	3FG	3FBA	PCT	FT	FTA	PCT	OFF	DEF	TOT	AVG	PF	FO	AST	TO	BLK	STL	PTS	AVG
2014-15	34	8	712	20.9	55	145	.379	25	74	.338	26	43	.605	40	102	142	4.2	79	1	22	31	7	21	161	4.7
2015-16	26	12	716	27.5	65	166	.392	37	92	.402	43	60	.717	44	89	133	5.1	47	0	16	29	7	25	210	8.1
TOTAL	60	20	1428	23.8	120	311	.386	62	166	.373	69	103	.670	84	191	275	4.6	126	1	38	60	14	46	371	6.2

NORRIS' CAREER SEC STATS

YEAR	GP	GS	MIN	AVG	FG	FBA	PCT	3FG	3FBA	PCT	FT	FTA	PCT	OFF	DEF	TOT	AVG	PF	FO	AST	TO	BLK	STL	PTS	AVG
2014-15	18	4	381	21.2	24	75	.320	13	42	.310	14	25	.560	20	52	72	4.0	41	1	11	18	2	8	75	4.2
2015-16	14	12	453	32.4	44	110	.400	27	65	.415	20	29	.690	30	58	88	6.3	30	0	11	18	3	15	135	9.6
TOTAL	32	16	834	26.1	68	185	.368	40	107	.374	34	54	.630	50	110	160	5.0	71	1	22	36	5	23	210	6.6



6-2 • 210 • Sr.

Guard

RETIN OBASOHAN

Antwerp, Belgium (Leuven)

CAREER HIGHS

Points	35	at LSU (2/17/16)
Field Goals	11	at LSU (2/17/16)
FG Att.	19	vs. Notre Dame (11/29/15)
3-Point FG	4	2X, last at Clemson (12/13/15)
3-Point Att.	8	2X, last at Mississippi State (2/2/16)
Free Throws	13	Charleston Southern (12/14/13)
FT Att.	15	Drexel (11/29/13)
Rebounds	12	Georgia (2/21/15)
Assists	8	at Mississippi State (2/2/16)
Steals	6	Charleston Southern (12/14/13)
Blocks	4	Mississippi State (1/15/14)
Minutes	45	Drexel (11/29/13)

2015-16 SEASON HIGHS

Points	35	at LSU (2/17/16)
Field Goals	11	at LSU (2/17/16)
FG Att.	19	vs. Notre Dame (11/29/15)
3-Point FG	4	2X, last at Clemson (12/13/15)
3-Point Att.	8	2X, last at Mississippi State (2/2/16)
Free Throws	11	at LSU (2/17/16)
FT Att.	13	at South Carolina (1/31/16)
Rebounds	7	3X, last at Florida (2/13/16)
Assists	8	at Mississippi State (2/2/16)
Steals	4	Norfolk State (1/2/16)
Blocks	1	7X, last at Texas A&M (2/10/16)
Minutes	43	at Mississippi State (2/2/16)

MISCELLANEOUS STATS

CATEGORY	2015-16	CAREER
Double-digit scoring	20	45
20+ point games	12	14
Double-digit rebounding		1
Double-doubles		1
Led UA in scoring	16	21
Led UA in rebounding	4	11
Led UA in three-pointers	5	16
Led UA in assists	10	19
Led UA in steals	13	40
Led UA in blocks	2	21
5+ assist games	4	6
3+ three-pointers	6	8
3+ steal games	7	24
3+ block games		5

2015-16 (SENIOR SEASON)

- A two-time SEC Player of the Week honoree (Dec. 14 and Feb. 8), becoming the first Alabama player to win two weekly honors in the same season since Kennedy Winston achieved the feat during the 2004-05 season
- Ranks sixth in the SEC in field goal percentage (.467) and in scoring (16.9 ppg)
- Leads the team in points (16.9 ppg), steals (38), field goals made (149) and free throws made (105)
- Has 12 games of 20 or more points
- Averaging 22.1 points, 4.8 rebounds and 4.0 assists a game, while shooting 51.9 percent from the floor and 39.5 percent from deep over last nine games
- Scored his 1,000 career point on his way to a career-high 35-point night at LSU (2/17) while making career-high 11 field goals and a season-high 11 free throws
- Became the 49th player in Alabama history to reach the 1,000 point mark
- Led the team with a career-high 27 points at Auburn (1/19) on 8-of-17 shooting while recording six rebounds
- Dished out a career-high eight assists while putting up 25 points for his fifth consecutive 20-plus point game at Mississippi State (2/2) and recorded his 140th career steal to move into tenth place in school history
- Finished with 22 points while making a career-high 10 field goals against Tennessee (1/26)
- Finished with 23 points in win at Clemson (12/13)
- Ranks 10th in school history with 147 career steals
- Led the team in scoring with 23 points for his fourth consecutive 20-plus point game at South Carolina (1/30) while going 6-of-10 from the field and recording four assists and three steals
- Matched his career high with 23 points against Norfolk State (1/2) and again at Ole Miss (1/7)
- Grabbed a season-high six rebounds against the Rebels while recording four steals
- Finished with 21 points against Kentucky (1/9)
- Finished with 20 points for the seventh time this season against LSU (1/23) while recording five rebounds and four assists
- Finished with 20 points at Southern Miss (12/4)
- Scored a season-high 19 points in the win over then-No. 17 Notre Dame (11/29) while making a career-best eight field goals including the game-winning layup with eight seconds left
- Named to SEC Academic Honor Roll for third straight season
- Earned team's Hustle Award and named to SEC Community Service team for a second straight seasons
- Played in 31 games, starting 12 contests a year ago, while finishing third on the team with 27 steals
- Averaged 12.3 points, 4.8 rebounds, 1.4 steals and 31.8 minutes per game over his final 14 games
- Recorded first career double-double with a season-high 16 points and career-high 12 rebounds against Georgia (2/21/15) while setting career highs in field goals (6) and three-pointers attempted (6)



OBASOHAN'S 2015-16 GAME-BY-GAME STATS

OPPONENT	DATE	GS	MIN	FG	FBA	PCT	3FG	FBA	PCT	FT	FTA	PCT	OFF	DEF	TOT	AVG	PF	A	TO	BLK	STL	PTS	AVG
KENNESAW STATE	11/13	*	29	6	10	.600	1	4	.250	5	6	.833	0	3	3	3.0	1	1	1	0	3	18	18.0
DAYTON	11/17	*	27	2	10	.200	1	3	.333	2	2	1.000	0	1	1	2.0	2	0	1	0	1	7	12.5
LOUISIANA-LAFAYETTE	11/20	*	23	5	8	.625	4	5	.800	3	6	.500	0	1	1	1.7	5	2	3	0	0	17	14.0
vs. Xavier	11/26	*	24	0	6	.000	0	3	.000	2	2	1.000	0	1	1	1.5	3	1	2	0	1	2	11.0
vs. Wichita State	11/27	*	21	2	5	.400	1	2	.500	2	2	1.000	0	0	0	1.2	3	1	1	0	0	7	10.2
vs. Notre Dame	11/29	*	38	8	19	.421	0	4	.000	3	5	.600	1	2	3	1.5	1	5	3	0	3	19	11.7
at Southern Miss	12/4	*	37	5	12	.417	3	8	.375	7	8	.875	0	5	5	2.0	1	2	3	1	3	20	12.9
at Clemson	12/13	*	38	9	16	.563	4	7	.571	1	1	1.000	1	4	5	2.4	2	3	4	0	0	23	14.1
WINTRHOP	12/16	*	26	6	13	.462	0	2	.000	0	2	.000	1	4	5	2.7	3	2	0	0	0	12	13.9
OREGON	12/21	*	36	1	9	.111	0	4	.000	3	5	.600	0	1	1	2.5	3	3	3	0	1	5	13.0
JACKSONVILLE STATE	12/29	*	37	1	6	.167	0	2	.000	6	12	.500	1	4	5	2.7	3	3	2	0	1	8	12.5
NORFOLK STATE	1/2	*	30	9	12	.750	3	6	.500	2	2	1.000	0	3	3	2.8	2	2	1	0	4	23	13.4
at Ole Miss	1/7	*	39	8	17	.471	1	6	.167	6	7	.857	0	6	6	3.0	4	4	5	0	3	23	14.2
KENTUCKY	1/9	*	36	6	14	.429	3	4	.750	6	8	.750	0	2	2	2.9	2	1	2	0	1	21	14.6
SOUTH CAROLINA	1/13	*	31	1	5	.200	0	2	.000	2	4	.500	1	5	6	3.1	1	2	3	1	3	4	13.9
at Vanderbilt	1/16	*	30	4	8	.500	0	0	.000	2	4	.500	0	7	7	3.4	2	1	3	0	1	10	13.7
at Auburn	1/19	*	36	8	17	.471	3	6	.500	8	10	.800	2	4	6	3.5	3	1	2	0	0	27	14.5
LSU	1/23	*	32	7	14	.500	3	3	1.000	3	5	.600	1	4	5	3.6	1	4	4	1	0	20	14.8
TENNESSEE	1/26	*	39	10	16	.625	1	5	.200	1	1	1.000	0	1	1	3.5	1	5	3	1	0	22	15.2
at South Carolina	1/30	*	29	6	10	.600	1	2	.500	10	13	.769	2	4	6	3.6	5	4	4	1	3	23	15.6
at Mississippi State	2/2	*	43	8	17	.471	2	8	.250	7	10	.700	0	5	5	3.7	4	8	4	1	3	25	16.0
MISSOURI	2/6	*	25	6	8	.750	2	3	.667	2	3	.667	1	6	7	3.8	3	4	3	0	0	16	16.0
TEXAS A&M	2/10	*	38	6	15	.400	0	3	.000	4	7	.571	0	2	2	3.7	1	5	1	1	3	16	16.0
at Florida	2/13	*	31	6	16	.375	1	1	1.000	2	6	.333	1	6	7	3.9	5	2	1	0	1	15	16.0
at LSU	2/17	*	35	11	18	.611	2	7	.286	11	11	1.000	0	4	4	3.9	3	3	0	0	1	35	16.7
MISSISSIPPI STATE	2/20	*	39	8	18	.444	1	4	.250	5	8	.625	2	4	6	4.0	2	3	0	0	2	22	16.9
at Kentucky	2/23																						
AUBURN	2/27																						
ARKANSAS	3/2																						
at Georgia	3/5																						

OBASOHAN'S CAREER STATS

YEAR	GP	GS	MIN	AVG	FG	FBA	PCT	3FG	3FBA	PCT	FT	FTA	PCT	OFF	DEF	TOT	AVG	PF	FO	AST	TO	BLK	STL	PTS	AVG
2012-13	31	1	404	13.0	37	99	.374	10	35	.286	37	48	.771	8	34	42	1.4	43	1	23	33	8	27	121	3.9
2013-14	30	20	862	28.7	83	218	.381	14	57	.246	104	156	.667	13	77	90	3.0	85	3	48	56	29	54	284	9.5
2014-15	31	12	604	19.5	67	150	.447	17	45	.378	40	66	.606	21	68	89	2.9	67	3	24	35	16	28	191	6.2
2015-16	26	26	849	32.7	149	319	.467	37	104	.356	105	150	.700	14	89	103	4.0	66	3	72	59	7	38	440	16.9
TOTAL	118	59	2719	23.0	336	786	.427	78	241	.324	286	420	.681	56	268	324	2.7	261	10	167	183	60	147	1036	8.8

OBASOHAN'S CAREER SEC STATS

YEAR	GP	GS	MIN	AVG	FG	FBA	PCT	3FG	3FBA	PCT	FT	FTA	PCT	OFF	DEF	TOT	AVG	PF	FO	AST	TO	BLK	STL	PTS	AVG
2012-13	14	0	151	10.8	14	35	.400	4	14	.286	18	22	.818	4	14	18	1.3	17	0	11	13	2	16	50	3.6
2013-14	16	9	419	26.2	34	101	.337	5	23	.217	37	65	.569	7	34	41	2.6	46	2	19	25	12	16	110	6.9
2014-15	16	9	346	21.6	44	101	.436	13	31	.419	25	39	.641	10	38	48	3.0	34	1	14	21	8	13	126	7.9
2015-16	14	14	483	34.5	95	193	.492	20	54	.370	69	97	.711	10	60	70	5.0	37	2	47	35	6	21	279	19.9
TOTAL	60	32	1399	23.3	187	430	.435	42	122	.344	149	223	.668	31	146	177	3.0	134	5	91	94	28	66	565	9.4



5-11 • 160 • Fr.

Guard

LAWSON SCHAFFER

Cullman, Ala. (Cullman)

CAREER HIGHS

Points	3	2X, last vs. South Carolina (1/13/16)
Field Goals	1	2X, last vs. South Carolina (1/13/16)
FG Att.	2	Norfolk State (1/2/16)
3-Point FG	1	2X, last vs. South Carolina (1/13/16)
3-Point Att.	1	4X, last vs. South Carolina (1/13/16)
Free Throws	2	Missouri (2/6/16)
FT Att.	2	3X, last vs. Missouri (2/6/16)
Rebounds		
Assists	1	at Vanderbilt (1/16/16)
Steals	1	Norfolk State (1/2/16)
Blocks		
Minutes	6	Missouri (2/6/16)

2015-16 SEASON HIGHS

Points	3	2X, last vs. South Carolina (1/13/16)
Field Goals	1	2X, last vs. South Carolina (1/13/16)
FG Att.	2	Norfolk State (1/2/16)
3-Point FG	1	2X, last vs. South Carolina (1/13/16)
3-Point Att.	1	4X, last vs. South Carolina (1/13/16)
Free Throws	2	Missouri (2/6/16)
FT Att.	2	3X, last vs. Missouri (2/6/16)
Rebounds		
Assists	1	at Vanderbilt (1/16/16)
Steals	1	Norfolk State (1/2/16)
Blocks		
Minutes	6	Missouri (2/6/16)

MISCELLANEOUS STATS

CATEGORY	2015-16	CAREER
Double-digit scoring		
20+ point games		
Double-digit rebounding		
Double-doubles		
Led UA in scoring		
Led UA in rebounding		
Led UA in three-pointers		
Led UA in assists		
Led UA in steals		
Led UA in blocks		
5+ assist games		
3+ three-pointers		
3+ steal games		
3+ block games		

2015-16 (FRESHMAN SEASON)

- Scored two points in a season-high six minutes against Missouri (2/6)
- Recorded his first assist in one minute of play at Vanderbilt (1/16)
- Scored three-points on his only shot of the night against South Carolina (1/16)
- Scored his first career points on a three-pointer against Kentucky (1/9)
- Played the final two minutes against Norfolk State and recorded a steal
- Saw two minutes of action in the win over Winthrop (12/16)
- Played three minutes at Mississippi State (2/2)
- Played three minutes against Xavier (11/26)
- Saw first collegiate action with one minute vs. Kennesaw State (11/13) in Tide's season opener
- Joins Alabama as a preferred walk-on after a standout career at Cullman High School under head coach Bobby Meyer
- Tabbed the 6A Player of the Year by the Alabama Sports Writers Association (ASWA)
- Also named to the 2015 boys "Super 5" team by the ASWA
- A two-time first team all-state honoree
- Was one of 12 players who were selected to represent the state of Alabama to compete at the Alabama-Mississippi All-Star game
- Scored 707 points during his senior season and set the Cullman HS career scoring record with 1,997 points
- As a senior, averaged 21.4 points, 7.7 assists and 7.0 rebounds per game while collecting 114 steals to lead the Area
- Shot 40 percent from beyond the arc and 84 percent from the free throw line
- In his two playoff games he averaged 31.5 points, 7.5 rebounds, 4.0 assists and 3.5 steals a game
- Led the Bearcats to a 23-9 record and a No. 3 ranking in the state of Alabama
- As a junior, he averaged 21 points, 6.0 rebounds, 7.2 assists and 4.1 steals while shooting 51 percent from the field, 84 percent from the three-throw line and 44 percent from 3-point range
- Named MVP of the Mitch Smith Chevrolet Yule Tide Classic.

**SCHAFFER'S 2015-16 GAME-BY-GAME STATS**

OPPONENT	DATE	GS	MIN	FG	FBA	PCT	3FG	FBA	PCT	FT	FTA	PCT	OFF	DEF	TOT	AVG	PF	A	TO	BLK	STL	PTS	AVG
KENNESAW STATE	11/13	1	0	0	.000	0	0	.000	0	0	.000	0	0	0	0.0	1	0	0	0	0	0	0.0	
DAYTON	11/17	2	0	1	.000	0	1	.000	0	0	.000	0	0	0	0.0	0	0	0	0	0	0	0.0	
LOUISIANA-LAFAYETTE	11/20					DNP																	
vs. Xavier	11/26	3	0	0	.000	0	0	.000	0	0	.000	0	0	0	0.0	0	0	0	0	0	0	0.0	
vs. Wichita State	11/27					DNP																	
vs. Notre Dame	11/29					DNP																	
at Southern Miss	12/4					DNP																	
at Clemson	12/13					DNP																	
WINTRHOP	12/16	2	0	0	.000	0	0	.000	0	0	.000	0	0	0	0.0	0	0	0	0	0	0	0.0	
OREGON	12/21					DNP																	
JACKSONVILLE STATE	12/29					DNP																	
NORFOLK STATE	1/2	2	0	2	.000	0	1	.000	0	0	.000	0	0	0	0.0	0	0	0	0	1	0	0.0	
at Ole Miss	1/7					DNP																	
KENTUCKY	1/9	2	1	1	1.000	1	1	1.000	0	0	.000	0	0	0	0.0	0	0	0	0	0	3	0.5	
SOUTH CAROLINA	1/13	3	1	1	1.000	1	1	1.000	0	2	.000	0	0	0	0.0	0	0	1	0	0	3	0.9	
at Vanderbilt	1/16	1	0	0	.000	0	0	.000	0	0	.000	0	0	0	0.0	0	1	0	0	0	0	0.8	
at Auburn	1/19					DNP																	
LSU	1/23					DNP																	
TENNESSEE	1/26					DNP																	
at South Carolina	1/30	1	0	0	.000	0	0	.000	0	0	.000	0	0	0	0.0	0	0	0	0	0	0	0.7	
at Mississippi State	2/2	3	0	0	.000	0	0	.000	0	0	.000	0	0	0	0.0	0	0	0	0	0	0	0.6	
MISSOURI	2/6	6	0	3	.000	0	3	.000	2	2	1.000	0	0	0	0.0	0	0	0	0	0	2	0.7	
TEXAS A&M	2/10					DNP																	
at Florida	2/13	1	0	0	.000	0	0	.000	0	0	.000	0	0	0	0.0	0	0	0	0	0	0	0.7	
at LSU	2/17					DNP																	
MISSISSIPPI STATE	2/20					DNP																	
at Kentucky	2/23																						
AUBURN	2/27																						
ARKANSAS	3/2																						
at Georgia	3/5																						

SCHAFFER'S CAREER STATS

YEAR	GP	GS	MIN	AVG	FG	FBA	PCT	3FG	3FBA	PCT	FT	FTA	PCT	OFF	DEF	TOT	AVG	PF	FO	AST	TO	BLK	STL	PTS	AVG
2015-16	12	0	26	2.2	2	8	.250	2	7	.286	2	4	.500	0	0	0	0.0	1	0	1	1	0	1	8	0.7
TOTAL	12	0	26	2.2	2	8	.250	2	7	.286	2	4	.500	0	0	0	0.0	1	0	1	1	0	1	8	0.7

SCHAFFER'S CAREER SEC STATS

YEAR	GP	GS	MIN	AVG	FG	FBA	PCT	3FG	3FBA	PCT	FT	FTA	PCT	OFF	DEF	TOT	AVG	PF	FO	AST	TO	BLK	STL	PTS	AVG
2015-16	7	0	16	2.3	2	5	.400	2	5	.400	2	4	.500	0	0	0	0.0	0	0	1	1	0	0	8	1.1
TOTAL	7	0	16	2.3	2	5	.400	2	5	.400	2	4	.500	0	0	0	0.0	0	0	1	1	0	0	8	1.1



2015-16 JUNIOR SEASON

- Has played in 92 straight games and started 66 consecutive times for the Tide, which leads the team in both categories
- Leads the team with 5.2 rebounds per game
- Leads the team with 1.9 blocks per game which ranks fourth in the SEC
- Ranks third in the SEC active leaders in career blocked shots (147)
- Set a season-high with 14 points in the win over Winthrop (12/16) while grabbing a team-leading 11 rebounds for his first double-double this year
- Finished with 13 points, six rebounds and a season-high five blocks against Jacksonville State (12/29)
- Led the team with a season-high five blocks and two steals at Florida (2/13), while scoring 11 points
- Scored 11 points and blocked four shots, while leading the team in steals against Missouri (2/6)
- Led the team in rebounds (9) and blocks (3) at Vanderbilt (1/16)
- Grabbed nine rebounds, blocked two shots and recorded two steals at Clemson (12/13)
- Blocked four shots and recorded eight points against LSU (1/23)
- Blocked two shots against then-No. 17 Notre Dame (11/29) with five rebounds, three points and two assists
- Led the team with eight rebounds while also scoring eight points at Auburn (1/19)
- Finished 3-of-3 from the field for eight points while leading the team with six rebounds in a career-high 36 minutes at Mississippi State (2/2)
- Had three blocks against Louisiana (11/20), while also going a perfect 4-of-4 from the field to finish with nine points
- Led the team in rebounds (10) and blocks (2), while adding six points in season-opening win over Kennesaw State (11/13)
- Finished a perfect 4-of-4 from the field for eight points and five rebounds against Mississippi State (2/20)
- Named to 2014-15 SEC Academic Honor Roll
- Named team's Most Improved Player for the 2014-15 season
- Played and started all 34 games
- Led the Tide with 59 blocks, the most in a season since JaMychal Green recorded 70 in 2010-11
- Shot 60.2 percent from the field to lead the team and finished SEC play shooting 70.4 percent from the field last season
- Recorded three or more blocks in a team-leading eight games and led in blocks a team-high 21 times
- Set a career high with seven blocks against Appalachian State (12/21/14)
- Recorded first career double-double against Western Carolina (11/17/14) with 15 points and 10 rebounds
- Put up 13 points and matched his career-high with 11 rebounds against Ole Miss (3/3/15) for his second double-double of the year



10

6-10 • 248 • Jr.

Forward

JIMMIE TAYLOR

Greensboro, Ala. (Greensboro)

CAREER HIGHS

Points	15	2X, last vs. Florida (3/12/15)
Field Goals	7	Western Carolina (11/18/14)
FG Att.	10	vs. Florida (3/12/15)
3-Point FG		
3-Point Att.		
Free Throws	5	Jacksonville State (12/29/15)
FT Att.	10	Jacksonville State (12/29/15)
Rebounds	11	3X, last vs. Winthrop (12/16/15)
Assists	3	Ole Miss (3/3/15)
Steals	2	7X, last vs. Mississippi St. (2/20/16)
Blocks	7	Appalachian State (12/21/14)
Minutes	36	at Mississippi State (2/2/16)

2015-16 SEASON HIGHS

Points	14	Winthrop (12/16/15)
Field Goals	5	2X, last at Florida (2/13/16)
FG Att.	7	at Florida (2/13/16)
3-Point FG		
3-Point Att.		
Free Throws	5	Jacksonville State (12/29/15)
FT Att.	10	Jacksonville State (12/29/15)
Rebounds	11	Winthrop (12/16/15)
Assists	2	2X, last at Florida (2/13/16)
Steals	2	4X, last vs. Mississippi St. (2/20/16)
Blocks	5	2X, last at Florida (2/13/16)
Minutes	36	at Mississippi State (2/2/16)

MISCELLANEOUS STATS

CATEGORY	2015-16	CAREER
Double-digit scoring	4	12
20+ point games		
Double-digit rebounding	2	5
Double-doubles	1	3
Led UA in scoring		1
Led UA in rebounding	8	21
Led UA in three-pointers		
Led UA in assists	1	3
Led UA in steals	6	10
Led UA in blocks	18	53
5+ assist games		
3+ three-pointers		
3+ steal games		
3+ block games	7	18

TAYLOR'S 2015-16 GAME-BY-GAME STATS

OPPONENT	DATE	GS	MIN	FG	FBA	PCT	3FG	3FBA	PCT	FT	FTA	PCT	OFF	DEF	TOT	AVG	PF	A	TO	BLK	STL	PTS	AVG
KENNESAW STATE	11/13	*	25	2	4	.500	0	0	.000	2	6	.333	2	8	10	10.0	2	1	1	2	1	6	6.0
DAYTON	11/17	*	16	1	4	.250	0	0	.000	1	2	.500	2	4	7.0	4.0	4	0	4	1	0	3	4.5
LOUISIANA-LAFAYETTE	11/20	*	19	4	4	1.000	0	0	.000	1	1	1.000	0	0	0	4.7	3	0	0	3	0	9	6.0
vs. Xavier	11/26	*	24	2	5	.400	0	0	.000	0	1	.000	1	4	5	4.8	2	0	0	2	0	4	5.5
vs. Wichita State	11/27	*	29	1	1	1.000	0	0	.000	1	4	.250	2	2	4	4.6	3	0	0	2	0	3	5.0
vs. Notre Dame	11/29	*	19	1	1	1.000	0	0	.000	1	2	.500	3	2	5	4.7	5	2	1	2	0	3	4.7
at Southern Miss	12/4	*	14	0	0	.000	0	0	.000	0	0	.000	0	4	4	4.6	0	0	1	0	0	0	4.0
at Clemson	12/13	*	27	1	6	.167	0	0	.000	0	2	.000	4	5	9	5.1	2	0	0	2	2	2	3.8
WINTRHOP	12/16	*	30	5	6	.833	0	0	.000	4	8	.500	4	7	11	5.8	1	1	2	0	0	14	4.9
OREGON	12/21	*	29	3	3	1.000	0	0	.000	1	4	.250	0	5	5	5.7	3	0	3	1	0	7	5.1
JACKSONVILLE STATE	12/29	*	35	4	4	1.000	0	0	.000	5	10	.500	2	4	6	5.7	4	0	2	5	1	13	5.8
NORFOLK STATE	1/2	*	21	3	6	.500	0	0	.000	2	5	.400	0	7	7	5.8	0	1	2	0	0	8	6.0
at Ole Miss	1/7	*	13	1	4	.250	0	0	.000	0	1	.000	2	0	2	5.5	4	0	1	1	0	2	5.7
KENTUCKY	1/9	*	20	2	3	.667	0	0	.000	0	2	.000	2	4	6	5.6	3	0	1	4	0	4	5.6
SOUTH CAROLINA	1/13	*	20	2	3	.667	0	0	.000	1	4	.250	0	3	3	5.4	3	1	0	1	0	5	5.5
at Vanderbilt	1/16	*	28	4	6	.667	0	0	.000	0	3	.000	1	8	9	5.6	2	0	1	3	0	8	5.7
at Auburn	1/19	*	18	3	6	.500	0	0	.000	2	6	.333	4	4	8	5.8	5	0	3	0	1	8	5.8
LSU	1/23	*	20	3	5	.600	0	0	.000	2	4	.500	2	1	3	5.6	4	1	1	0	0	8	5.9
TENNESSEE	1/26	*	11	0	1	.000	0	0	.000	1	2	.500	1	0	1	5.4	0	0	0	0	0	1	5.7
at South Carolina	1/30	*	14	0	1	.000	0	0	.000	0	0	.000	1	3	4	5.3	5	0	0	1	0	0	5.4
at Mississippi State	2/2	*	36	3	3	1.000	0	0	.000	2	4	.500	4	2	6	5.3	4	1	4	2	1	8	5.5
MISSOURI	2/6	*	21	4	5	.800	0	0	.000	2	3	.667	3	2	5	5.3	2	0	0	4	2	11	5.8
TEXAS A&M	2/10	*	14	1	1	1.000	0	0	.000	2	2	1.000	1	2	3	5.2	4	1	0	1	0	4	5.7
at Florida	2/13	*	27	5	7	.714	0	0	.000	1	3	.333	1	3	4	5.2	3	2	2	5	2	11	5.9
at LSU	2/17	*	25	2	4	.500	0	0	.000	0	0	.000	2	3	5	5.2	5	0	4	2	1	4	5.8
MISSISSIPPI STATE	2/20	*	22	4	4	1.000	0	0	.000	0	3	.000	3	2	5	5.2	2	0	2	1	2	8	5.9
at Kentucky	2/23																						
AUBURN	2/27																						
ARKANSAS	3/2																						
at Georgia	3/5																						

TAYLOR'S CAREER STATS

YEAR	GP	GS	MIN	AVG	FG	FBA	PCT	3FG	3FBA	PCT	FT	FTA	PCT	OFF	DEF	TOT	AVG	PF	FO	AST	TO	BLK	STL	PTS	AVG
2013-14	32	18	542	16.9	38	62	.613	0	0	.000	21	52	.404	40	65	105	3.3	73	3	5	15	40	5	97	3.0
2014-15	34	34	801	23.6	71	118	.602	0	0	.000	46	93	.495	55	113	168	4.9	94	3	17	40	59	9	188	5.5
2015-16	26	26	577	22.2	61	97	.629	0	0	.000	32	85	.376	47	87	134	5.2	75	4	11	35	49	13	154	5.9
TOTAL	92	78	1920	20.9	170	277	.614	0	0	.000	99	230	.430	142	265	407	4.4	242	10	33	90	148	27	439	4.8

TAYLOR'S CAREER SEC STATS

YEAR	GP	GS	MIN	AVG	FG	FBA	PCT	3FG	3FBA	PCT	FT	FTA	PCT	OFF	DEF	TOT	AVG	PF	FO	AST	TO	BLK	STL	PTS	AVG
2013-14	18	6	312	17.3	22	35	.629	0	0	.000	11	28	.393	16	35	51	2.8	50	3	4	7	26	3	55	3.1
2014-15	18	18	431	23.9	38	54	.704	0	0	.000	31	62	.500	27	56	83	4.6	52	1	9	18	30	9	107	5.9
2015-16	14	14	289	20.6	34	53	.642	0	0	.000	14	40	.350	27	37	64	4.6	46	3	6	19	29	9	82	5.9
TOTAL	50	38	1032	20.6	94	142	.662	0	0	.000	56	130	.431	70	128	198	4.0	148	7	19	44	85	21	244	4.9

2015-16 CUMULATIVE STATS



2015-16 Alabama Basketball
Alabama Combined Team Statistics (as of Feb 23, 2016)
All games



RECORD:	OVERALL	HOME	AWAY	NEUTRAL
ALL GAMES	16-11	9-4	5-6	2-1
CONFERENCE	7-8	4-3	3-5	0-0
NON-CONFERENCE	9-3	5-1	2-1	2-1

#	Player	gp-gs	min	avg	Total		3-Point		F-Throw		Rebounds								a	to	blk	stl	pts	avg
					fg-fga	fg%	3fg-fga	3fg%	ft-fga	ft%	off	def	tot	avg	pf	dq								
32	Obasohan, Retin	27-27	880	32.6	158-332	.476	38-105	.362	115-162	.710	15	93	108	4.0	69	3	73	63	8	38	469	17.4		
11	Hale, Shannon	22-12	560	25.5	76-218	.349	32-107	.299	54-71	.761	20	48	68	3.1	50	1	14	49	6	11	238	10.8		
04	Edwards, Arthur	27-27	759	28.1	86-210	.410	55-144	.382	21-32	.656	17	90	107	4.0	76	3	36	58	11	17	248	9.2		
05	Coleman, Justin	27-7	707	26.2	60-193	.311	33-118	.280	64-72	.889	7	51	58	2.1	40	0	90	55	0	19	217	8.0		
01	Norris, Riley	27-13	739	27.4	66-171	.386	38-95	.400	43-60	.717	45	92	137	5.1	50	0	17	32	7	25	213	7.9		
12	Ingram, Dazon	7-7	179	25.6	20-37	.541	1-2	.500	13-22	.591	6	35	41	5.9	24	2	23	24	3	8	54	7.7		
10	Taylor, Jimmie	27-27	599	22.2	62-100	.620	0-0	.000	33-87	.379	48	87	135	5.0	76	4	12	35	50	13	157	5.8		
03	Kessens, Michael	27-15	458	17.0	40-69	.580	1-4	.250	21-36	.583	41	57	98	3.6	62	3	16	25	11	12	102	3.8		
35	Hall, Donta	27-0	312	11.6	26-43	.605	0-0	.000	12-32	.375	32	76	108	4.0	62	4	5	14	37	9	64	2.4		
23	Austin, Brandon	25-0	218	8.7	16-54	.296	7-36	.194	1-2	.500	6	15	21	0.8	14	0	1	5	3	1	40	1.6		
02	Schaffer, Lawson	13-0	28	2.2	2-9	.222	2-8	.250	2-4	.500	0	0	0	0.0	1	0	1	1	0	1	8	0.6		
24	Clark, Christian	8-0	11	1.4	0-1	.000	0-0	.000	0-0	.000	1	0	1	0.1	1	0	0	1	0	0	0	0.0		
Team											30	42	72		1		11							
Total.....		27	5450		612-1437	.426	207-619	.334	379-580	.653	268	686	954	35.3	526	20	288	373	136	154	1810	67.0		
Opponents.....		27	5450		620-1538	.403	170-532	.320	413-613	.674	346	674	1020	37.8	529	12	299	328	83	171	1823	67.5		

TEAM STATISTICS	UA	OPP
SCORING	1810	1823
Points per game	67.0	67.5
Scoring margin	-0.5	-
FIELD GOALS-ATT	612-1437	620-1538
Field goal pct	.426	.403
3 POINT FG-ATT	207-619	170-532
3-point FG pct	.334	.320
3-pt FG made per game	7.7	6.3
FREE THROWS-ATT	379-580	413-613
Free throw pct	.653	.674
F-Throws made per game	14.0	15.3
REBOUNDS	954	1020
Rebounds per game	35.3	37.8
Rebounding margin	-2.4	-
ASSISTS	288	299
Assists per game	10.7	11.1
TURNOVERS	373	328
Turnovers per game	13.8	12.1
Turnover margin	-1.7	-
Assist/turnover ratio	0.8	0.9
STEALS	154	171
Steals per game	5.7	6.3
BLOCKS	136	83
Blocks per game	5.0	3.1
ATTENDANCE	169739	138719
Home games-Avg/Game	13-13057	11-11390
Neutral site-Avg/Game	-	3-4477

Date	Opponent	Score	Att.
11/13/15	KENNESAW STATE	W 77-64	14970
11/17/15	at Dayton	L 48-80	12118
11/20/15	LOUISIANA	W 105-93	11465
11/26/15	vs Xavier	L 45-64	4629
11/27/15	vs Wichita State	W 64-60	4170
11/29/15	vs Notre Dame	W 74-73	4633
12/04/15	at Southern Miss	W 58-55	3296
12/13/15	at Clemson	W 51-50	7412
12/16/15	WINTHROP	W 72-60	10005
% 12/21/15	OREGON	L 68-72	14508
12/29/15	JACKSONVILLE STATE	Wot 67-59	11417
1/2/16	NORFOLK STATE	W 68-49	10884
* 1/7/16	at Ole Miss	L 66-74	9500
* 1/9/16	KENTUCKY	L 61-77	15383
* 1/13/16	SOUTH CAROLINA	W 73-50	12443
* 1/16/16	at Vanderbilt	L 63-71	12565
* 1/19/16	at Auburn	L 77-83	9121
* 1/23/16	LSU	L 70-72	15383
* 1/26/16	TENNESSEE	W 63-57	11429
* 1/30/16	at South Carolina	L 64-78	18000
* 2/2/16	at Mississippi State	Wot 82-80	6265
* 2/6/16	MISSOURI	W 80-71	15383
* 2/10/16	TEXAS A&M	W 63-62	11086
* 2/13/16	at Florida	W 61-55	12045
* 2/17/16	at LSU	W 76-69	10703
* 2/20/16	MISSISSIPPI STATE	L 61-67	15383
* 02/23/16	at Kentucky	L 53-78	24262

Score by Periods	1st	2nd	OT	Totals
Alabama	890	893	27	1810
Opponents	851	955	17	1823

% = Vulcan Classic (Birmingham, Ala.)
 * = Conference game

2015-16 SEC STATS



2015-16 Alabama Basketball
Alabama Combined Team Statistics (as of Feb 23, 2016)
Conference games



RECORD:	OVERALL	HOME	AWAY	NEUTRAL
ALL GAMES	7-8	4-3	3-5	0-0
CONFERENCE	7-8	4-3	3-5	0-0
NON-CONFERENCE	0-0	0-0	0-0	0-0

#	Player	gp-gs	min	avg	Total		3-Point		F-Throw		Rebounds				pf	dq	a	to	blk	stl	pts	avg
					fg-fga	fg%	3fg-fga	3fg%	ft-fa	ft%	off	def	tot	avg								
32	Obasohan, Retin	15-15	514	34.3	104-206	.505	21-55	.382	79-109	.725	11	64	75	5.0	40	2	48	39	7	21	308	20.5
11	Hale, Shannon	13-4	325	25.0	40-125	.320	17-69	.246	36-48	.750	11	27	38	2.9	29	1	9	25	2	9	133	10.2
01	Norris, Riley	15-13	476	31.7	45-115	.391	28-68	.412	20-29	.690	31	61	92	6.1	33	0	12	21	3	15	138	9.2
04	Edwards, Arthur	15-15	433	28.9	44-121	.364	29-86	.337	12-18	.667	9	49	58	3.9	46	2	16	35	6	9	129	8.6
05	Coleman, Justin	15-2	380	25.3	32-98	.327	18-58	.310	30-35	.857	2	29	31	2.1	23	0	42	24	0	7	112	7.5
10	Taylor, Jimmie	15-15	311	20.7	35-56	.625	0-0	.000	15-42	.357	28	37	65	4.3	47	3	7	19	30	9	85	5.7
03	Kessens, Michael	15-11	268	17.9	20-39	.513	0-2	.000	10-22	.455	22	31	53	3.5	39	2	10	18	6	6	50	3.3
35	Hall, Donta	15-0	180	12.0	12-23	.522	0-0	.000	7-19	.368	25	51	76	5.1	41	4	4	7	21	7	31	2.1
23	Austin, Brandon	14-0	114	8.1	7-23	.304	4-15	.267	1-2	.500	5	8	13	0.9	10	0	1	3	2	0	19	1.4
02	Schaffer, Lawson	8-0	18	2.3	2-6	.333	2-6	.333	2-4	.500	0	0	0	0.0	0	0	1	1	0	0	8	1.0
24	Clark, Christian	4-0	6	1.5	0-0	.000	0-0	.000	0-0	.000	0	0	0	0.0	0	0	0	1	0	0	0	0.0
Team											16	23	39		1		9					
Total.....		15	3025		341-812	.420	119-359	.331	212-328	.646	160	380	540	36.0	309	14	150	202	77	83	1013	67.5
Opponents.....		15	3025		354-853	.415	78-269	.290	258-389	.663	198	373	571	38.1	290	7	167	165	39	92	1044	69.6

TEAM STATISTICS	UA	OPP	Date	Opponent	Score	Att.
SCORING	1013	1044	* 1/7/16	at Ole Miss	L 66-74	9500
Points per game	67.5	69.6	* 1/9/16	KENTUCKY	L 61-77	15383
Scoring margin	-2.1	-	* 1/13/16	SOUTH CAROLINA	w 73-50	12443
FIELD GOALS-ATT	341-812	354-853	* 1/16/16	at Vanderbilt	L 63-71	12565
Field goal pct	.420	.415	* 1/19/16	at Auburn	L 77-83	9121
3 POINT FG-ATT	119-359	78-269	* 1/23/16	LSU	L 70-72	15383
3-point FG pct	.331	.290	* 1/26/16	TENNESSEE	w 63-57	11429
3-pt FG made per game	7.9	5.2	* 1/30/16	at South Carolina	L 64-78	18000
FREE THROWS-ATT	212-328	258-389	* 2/2/16	at Mississippi State	Wot 82-80	6265
Free throw pct	.646	.663	* 2/6/16	MISSOURI	w 80-71	15383
F-Throws made per game	14.1	17.2	* 2/10/16	TEXAS A&M	w 63-62	11086
REBOUNDS	540	571	* 2/13/16	at Florida	w 61-55	12045
Rebounds per game	36.0	38.1	* 2/17/16	at LSU	w 76-69	10703
Rebounding margin	-2.1	-	* 2/20/16	MISSISSIPPI STATE	L 61-67	15383
ASSISTS	150	167	* 02/23/16	at Kentucky	L 53-78	24262
Assists per game	10.0	11.1	% = Vulcan Classic (Birmingham, Ala.)			
TURNOVERS	202	165	* = Conference game			
Turnovers per game	13.5	11.0				
Turnover margin	-2.5	-				
Assist/turnover ratio	0.7	1.0				
STEALS	83	92				
Steals per game	5.5	6.1				
BLOCKS	77	39				
Blocks per game	5.1	2.6				
ATTENDANCE	96490	102461				
Home games-Avg/Game	7-13784	8-12808				
Neutral site-Avg/Game	-	0-0				

Score by Periods	1st	2nd	OT	Totals
Alabama	476	522	15	1013
Opponents	478	553	13	1044

2015-16 TEAM STATS



2015-16 Alabama Basketball
Alabama Overall Team Statistics (as of Feb 23, 2016)
All games



TEAM STATISTICS	UA	OPP
SCORING	1810	1823
Points per game	67.0	67.5
Scoring margin	-0.5	-
FIELD GOALS-ATT	612-1437	620-1538
Field goal pct	.426	.403
3 POINT FG-ATT	207-619	170-532
3-point FG pct	.334	.320
3-pt FG made per game	7.7	6.3
FREE THROWS-ATT	379-580	413-613
Free throw pct	.653	.674
F-Throws made per game	14.0	15.3
REBOUNDS	954	1020
Rebounds per game	35.3	37.8
Rebounding margin	-2.4	-
ASSISTS	288	299
Assists per game	10.7	11.1
TURNOVERS	373	328
Turnovers per game	13.8	12.1
Turnover margin	-1.7	-
Assist/turnover ratio	0.8	0.9
STEALS	154	171
Steals per game	5.7	6.3
BLOCKS	136	83
Blocks per game	5.0	3.1
WINNING STREAK	0	-
Home win streak	0	-
ATTENDANCE	169739	138719
Home games-Avg/Game	13-13057	11-11390
Neutral site-Avg/Game	-	3-4477

Score by Periods	1st	2nd	OT	Totals
Alabama	890	893	27	1810
Opponents	851	955	17	1823

2015-16 POINTS-REBOUNDS-ASSISTS



2015-16 Alabama Basketball
Alabama Points-Rebounds-Assists (as of Feb 23, 2016)
All games



Opponent	Date	Score	01 NORRIS,RIL	02 SCHAFFER,L	03 KESENS,MI	04 EDWARDS,AR	05 COLEMAN,JU	10 TAYLOR,JIM	11 HALE,SHANN
KENNESAW STATE	11/13/15	77-64	w	0-4-0	0-0-0	8-2-0	6-5-2	6-1-5	6-10-1
at Dayton	11/17/15	48-80	L	9-3-1	0-0-0	7-2-0	5-2-1	3-1-2	3-4-0
LOUISIANA	11/20/15	105-93	w	18-4-0	DNP	2-1-0	12-5-2	18-3-8	9-0-0
vs Xavier	11/26/15	45-64	L	0-0-0	0-0-0	3-5-0	3-3-1	10-3-2	4-5-0
vs Wichita State	11/27/15	64-60	w	12-1-1	DNP	2-0-0	4-5-2	3-4-1	3-4-0
vs Notre Dame	11/29/15	74-73	w	0-0-0	DNP	8-9-0	15-2-0	2-2-2	3-5-2
at Southern Miss	12/04/15	58-55	w	0-1-1	DNP	0-1-1	17-5-0	7-2-3	0-4-0
at Clemson	12/13/15	51-50	w	0-1-1	DNP	4-4-1	3-6-2	3-5-5	2-9-0
WINTHROP	12/16/15	72-60	w	4-7-0	0-0-0	4-4-2	11-6-2	18-3-5	14-11-1
OREGON	12/21/15	68-72	L	12-5-1	DNP	2-3-0	12-4-2	24-3-6	7-5-0
JACKSONVILLE STATE	12/29/15	67-59	w	10-11-0	DNP	9-5-1	16-5-3	6-0-3	13-6-0
NORFOLK STATE	1/2/16	68-49	w	10-8-0	0-0-0	3-9-1	15-1-3	5-0-6	8-7-1
at Ole Miss	1/7/16	66-74	L	2-4-1	DNP	10-7-1	17-4-2	8-1-2	2-2-0
KENTUCKY	1/9/16	61-77	L	10-3-2	3-0-0	0-0-0	11-3-0	3-0-2	4-6-0
SOUTH CAROLINA	1/13/16	73-50	w	27-7-1	3-0-0	6-3-1	3-5-4	14-5-6	5-3-1
at Vanderbilt	1/16/16	63-71	L	6-2-0	0-0-1	3-4-1	12-4-0	4-3-3	8-9-0
at Auburn	1/19/16	77-83	L	9-2-0	DNP	6-3-0	2-4-1	9-4-5	8-8-0
LSU	1/23/16	70-72	L	10-10-1	DNP	3-3-0	17-4-1	3-0-0	8-3-1
TENNESSEE	1/26/16	63-57	w	6-13-1	DNP	2-4-0	8-4-0	0-1-1	1-1-0
at South Carolina	1/30/16	64-78	L	11-6-1	0-0-0	3-6-0	7-5-1	0-1-4	0-4-0
at Mississippi State	2/2/16	82-80	w	16-5-1	0-0-0	2-4-2	12-4-0	15-4-2	8-6-1
MISSOURI	2/6/16	80-71	w	18-5-1	2-0-0	8-5-2	11-4-1	14-3-5	11-5-0
TEXAS A&M	2/10/16	63-62	w	11-5-0	DNP	3-2-0	8-4-2	2-2-2	4-3-1
at Florida	2/13/16	61-55	w	7-6-2	0-0-0	4-2-1	4-1-1	10-2-1	11-4-2
at LSU	2/17/16	76-69	w	2-16-0	DNP	0-3-0	12-3-2	21-1-5	4-5-0
MISSISSIPPI STATE	2/20/16	61-67	L	0-4-0	DNP	0-2-1	5-7-1	1-2-3	8-5-0
at Kentucky	02/23/16	53-78	L	3-4-1	0-0-0	0-5-1	0-2-0	8-2-1	3-1-1

Opponent	Date	Score	12 INGRAM,DAZ	23 AUSTIN,BRA	24 CLARK,CHRI	32 OBASOHAN,R	35 HALL,DONTA
KENNESAW STATE	11/13/15	77-64	w	16-6-4	2-0-0	DNP	18-3-1
at Dayton	11/17/15	48-80	L	2-5-4	3-1-0	0-1-0	7-1-0
LOUISIANA	11/20/15	105-93	w	10-7-5	DNP	DNP	17-1-2
vs Xavier	11/26/15	45-64	L	6-9-1	4-1-0	0-0-0	2-1-1
vs Wichita State	11/27/15	64-60	w	11-8-3	0-0-0	DNP	7-0-1
vs Notre Dame	11/29/15	74-73	w	4-4-2	0-0-0	DNP	19-3-5
at Southern Miss	12/04/15	58-55	w	5-2-4	0-1-0	DNP	20-5-2
at Clemson	12/13/15	51-50	w	DNP	0-0-0	DNP	23-5-3
WINTHROP	12/16/15	72-60	w	DNP	7-1-0	0-0-0	12-5-2
OREGON	12/21/15	68-72	L	DNP	2-3-0	DNP	5-1-3
JACKSONVILLE STATE	12/29/15	67-59	w	DNP	3-1-0	DNP	8-5-3
NORFOLK STATE	1/2/16	68-49	w	DNP	0-0-0	0-0-0	23-3-2
at Ole Miss	1/7/16	66-74	L	DNP	DNP	DNP	23-6-4
KENTUCKY	1/9/16	61-77	L	DNP	0-1-0	DNP	21-2-1
SOUTH CAROLINA	1/13/16	73-50	w	DNP	0-0-1	0-0-0	4-6-2
at Vanderbilt	1/16/16	63-71	L	DNP	3-2-0	DNP	10-7-1
at Auburn	1/19/16	77-83	L	DNP	3-0-0	DNP	27-6-1
LSU	1/23/16	70-72	L	DNP	0-1-0	DNP	20-5-4
TENNESSEE	1/26/16	63-57	w	DNP	0-0-0	DNP	22-1-5
at South Carolina	1/30/16	64-78	L	DNP	0-1-0	0-0-0	23-6-4
at Mississippi State	2/2/16	82-80	w	DNP	4-3-0	DNP	25-5-8
MISSOURI	2/6/16	80-71	w	DNP	0-2-0	0-0-0	16-7-4
TEXAS A&M	2/10/16	63-62	w	DNP	3-1-0	DNP	16-2-5
at Florida	2/13/16	61-55	w	DNP	0-2-0	DNP	15-7-2
at LSU	2/17/16	76-69	w	DNP	0-0-0	DNP	35-4-3
MISSISSIPPI STATE	2/20/16	61-67	L	DNP	0-0-0	DNP	22-6-3
at Kentucky	02/23/16	53-78	L	DNP	6-0-0	0-0-0	29-5-1

2015-16 COMPARISON STATS



2015-16 Alabama Basketball
Alabama Team Game-by-Game Comparison (as of Feb 23, 2016)
All games



Opponent	1st	2nd	Score	Mar	Total FG	FG Pct	3-Pointers	3FG Pct	Free Throws	FT Pct	Rebounds	Assist	T/Over	Block	Steal	Fouls
KENNESAW STATE	43/32	34/32	77-64	+13	29-57/19-55	.509/.345	4-17/7-19	.235/.368	15-27/19-26	.556/.731	38/39 (1)	13/6	12/16	6/4	11/7	21/25
Dayton	24/40	24/40	48-80	(32)	17-57/28-60	.298/.467	5-20/9-21	.250/.429	9-17/15-21	.529/.714	34/47 (13)	8/14	20/18	3/6	7/11	20/20
LOUISIANA	55/39	50/54	105-93	+12	32-59/28-61	.542/.459	15-25/11-27	.600/.407	26-35/26-40	.743/.650	32/43 (11)	19/9	11/15	8/5	6/6	30/24
Xavier	24/27	21/37	45-64	(19)	17-55/21-54	.309/.389	5-28/7-23	.179/.304	6-10/15-25	.600/.600	31/47 (16)	6/17	18/18	7/3	5/8	20/18
Wichita State	32/30	32/30	64-60	+4	17-42/19-61	.405/.311	5-20/10-30	.250/.333	25-33/12-18	.758/.667	30/41 (11)	8/10	12/10	4/0	2/4	19/23
Notre Dame	43/39	31/34	74-73	+1	31-57/25-56	.544/.446	6-17/7-14	.353/.500	6-10/16-23	.600/.696	34/32 +2	11/12	12/9	3/3	7/5	22/14
Southern Miss	29/30	29/25	58-55	+3	17-40/21-58	.425/.362	11-29/11-29	.379/.379	13-18/2-4	.722/.500	28/35 (7)	12/12	17/16	6/0	5/6	9/19
Clemson	34/26	17/24	51-50	+1	21-61/18-48	.344/.375	7-20/4-14	.350/.286	2-5/10-14	.400/.714	44/30 +14	14/12	15/11	5/10	7/8	16/13
WINTHROP	32/27	40/33	72-60	+12	28-54/21-56	.519/.375	5-15/5-26	.333/.192	11-17/13-17	.647/.765	40/30 +10	12/6	14/11	2/3	3/4	17/20
OREGON	38/26	30/46	68-72	(4)	23-49/25-58	.469/.431	9-21/6-16	.429/.375	13-20/16-20	.650/.800	30/35 (5)	12/16	14/9	4/3	4/9	16/16
JACKSONVILLE STATE	27/29	28/26	67-59	+8	17-46/22-64	.370/.344	5-24/9-22	.208/.409	28-43/6-8	.651/.750	37/41 (4)	10/10	13/18	7/2	6/5	15/32
NORFOLK STATE	33/28	35/21	68-49	+19	22-48/19-54	.458/.352	11-24/6-22	.458/.273	13-17/5-8	.765/.625	36/29 +7	13/8	13/12	4/5	8/6	12/15
Ole Miss	40/32	26/42	66-74	(8)	22-49/23-55	.449/.418	9-25/4-15	.360/.267	13-18/24-33	.722/.727	30/37 (7)	10/14	19/13	7/2	10/9	24/18
KENTUCKY	28/38	33/39	61-77	(16)	18-52/28-51	.346/.549	7-24/2-9	.292/.222	18-27/19-30	.667/.633	25/43 (18)	5/12	7/11	7/5	3/2	24/23
SOUTH CAROLINA	35/22	38/28	73-50	+23	24-51/19-53	.471/.358	13-28/3-18	.464/.167	12-21/9-17	.571/.529	38/33 +5	16/9	17/18	3/3	8/4	20/19
Vanderbilt	31/33	32/38	63-71	(8)	25-52/20-49	.481/.408	6-19/9-16	.316/.563	7-20/22-36	.350/.611	39/29 +10	7/14	12/7	5/1	4/5	23/18
Auburn	37/40	40/43	77-83	(6)	25-60/22-56	.417/.393	8-30/11-30	.267/.367	19-28/28-40	.679/.700	38/42 (4)	9/9	10/11	1/3	3/1	29/24
LSU	41/36	29/36	70-72	(2)	24-58/29-59	.414/.492	10-25/4-10	.400/.400	12-19/10-14	.632/.714	34/39 (5)	11/14	12/11	7/0	5/5	12/19
TENNESSEE	24/25	39/32	63-57	+6	24-60/22-65	.400/.338	4-21/8-33	.190/.242	11-13/5-5	.846/1000	42/38 +4	8/11	16/17	5/5	9/9	14/16
South Carolina	26/35	38/43	64-78	(14)	20-60/22-60	.333/.367	6-24/6-19	.250/.316	18-25/28-46	.720/.609	41/50 (9)	12/10	16/11	7/5	5/9	30/19
Mississippi State	38/34	29/33	82-80	+2	27-58/33-71	.466/.465	11-29/3-18	.379/.167	17-27/11-16	.630/.688	40/39 +1	14/14	20/12	5/4	5/9	16/25
MISSOURI	40/28	40/43	80-71	+9	25-53/24-57	.472/.421	9-28/3-16	.321/.188	21-33/20-24	.636/.833	38/30 +8	14/8	13/9	9/0	4/5	18/23
TEXAS A&M	32/27	31/35	63-62	+1	22-55/19-45	.400/.422	8-25/8-17	.320/.471	11-16/16-23	.688/.696	36/29 +7	10/8	13/13	3/2	12/6	21/18
Florida	23/27	38/28	61-55	+6	21-50/18-63	.420/.286	5-12/3-21	.417/.143	14-24/16-27	.583/.593	35/54 (19)	10/5	10/12	5/4	8/6	22/18
LSU	31/36	45/33	76-69	+7	25-54/22-57	.463/.386	11-33/5-20	.333/.250	15-18/20-35	.833/.571	39/34 +5	10/16	14/5	4/0	3/9	19/14
MISSISSIPPI STATE	29/32	32/35	61-67	(6)	22-52/26-53	.423/.491	6-21/7-17	.286/.412	11-21/8-15	.524/.533	36/33 +3	8/8	11/11	5/0	4/7	14/21
Kentucky	21/33	32/45	53-78	(25)	17-48/27-59	.354/.458	6-15/2-10	.400/.200	13-18/22-28	.722/.786	29/41 (12)	6/15	12/4	4/5	0/6	23/15

Note: Game totals are displayed in the format TEAM/OPPONENT for each category

2015-16 TEAM GAME-BY-GAME



2015-16 Alabama Basketball
Alabama Team Game-by-Game (as of Feb 23, 2016)
All games



TEAM STATISTICS

Opponent	Date	Score		Total		3-Pointers		Free throws		Rebounds				pf	a	t/o	blk	stl	pts	avg
				fg-fga	pct	3fg-fga	pct	ft-fa	pct	off	def	tot	avg							
KENNESAW STATE	11/13/15	77-64	W	29-57	.509	4-17	.235	15-27	.556	10	28	38	38.0	21	13	12	6	11	77	77.0
at Dayton	11/17/15	48-80	L	17-57	.298	5-20	.250	9-17	.529	11	23	34	36.0	20	8	20	3	7	48	62.5
LOUISIANA	11/20/15	105-93	W	32-59	.542	15-25	.600	26-35	.743	6	26	32	34.7	30	19	11	8	6	105	76.7
vs Xavier	11/26/15	45-64	L	17-55	.309	5-28	.179	6-10	.600	8	23	31	33.8	20	6	18	7	5	45	68.8
vs Wichita State	11/27/15	64-60	W	17-42	.405	5-20	.250	25-33	.758	6	24	30	33.0	19	8	12	4	2	64	67.8
vs Notre Dame	11/29/15	74-73	W	31-57	.544	6-17	.353	6-10	.600	10	24	34	33.2	22	11	12	3	7	74	68.8
at Southern Miss	12/04/15	58-55	W	17-40	.425	11-29	.379	13-18	.722	1	27	28	32.4	9	12	17	6	5	58	67.3
at Clemson	12/13/15	51-50	W	21-61	.344	7-20	.350	2-5	.400	21	23	44	33.9	16	14	15	5	7	51	65.2
WINTHROP	12/16/15	72-60	W	28-54	.519	5-15	.333	11-17	.647	10	30	40	34.6	17	12	14	2	3	72	66.0
OREGON	12/21/15	68-72	L	23-49	.469	9-21	.429	13-20	.650	6	24	30	34.1	16	12	14	4	4	68	66.2
JACKSONVILLE STATE	12/29/15	67-59	Wot	17-46	.370	5-24	.208	28-43	.651	10	27	37	34.4	15	10	13	7	6	67	66.3
NORFOLK STATE	1/2/16	68-49	W	22-48	.458	11-24	.458	13-17	.765	9	27	36	34.5	12	13	13	4	8	68	66.4
at Ole Miss	1/7/16	66-74	L	22-49	.449	9-25	.360	13-18	.722	8	22	30	34.2	24	10	19	7	10	66	66.4
KENTUCKY	1/9/16	61-77	L	18-52	.346	7-24	.292	18-27	.667	8	17	25	33.5	24	5	7	7	3	61	66.0
SOUTH CAROLINA	1/13/16	73-50	W	24-51	.471	13-28	.464	12-21	.571	13	25	38	33.8	20	16	17	3	8	73	66.5
at Vanderbilt	1/16/16	63-71	L	25-52	.481	6-19	.316	7-20	.350	9	30	39	34.1	23	7	12	5	4	63	66.2
at Auburn	1/19/16	77-83	L	25-60	.417	8-30	.267	19-28	.679	10	28	38	34.4	29	9	10	1	3	77	66.9
LSU	1/23/16	70-72	L	24-58	.414	10-25	.400	12-19	.632	13	21	34	34.3	12	11	12	7	5	70	67.1
TENNESSEE	1/26/16	63-57	W	24-60	.400	4-21	.190	11-13	.846	12	30	42	34.7	14	8	16	5	9	63	66.8
at South Carolina	1/30/16	64-78	L	20-60	.333	6-24	.250	18-25	.720	14	27	41	35.0	30	12	16	7	5	64	66.7
at Mississippi State	2/2/16	82-80	Wot	27-58	.466	11-29	.379	17-27	.630	13	27	40	35.3	16	14	20	5	5	82	67.4
MISSOURI	2/6/16	80-71	W	25-53	.472	9-28	.321	21-33	.636	14	24	38	35.4	18	14	13	9	4	80	68.0
TEXAS A&M	2/10/16	63-62	W	22-55	.400	8-25	.320	11-16	.688	14	22	36	35.4	21	10	13	3	12	63	67.8
at Florida	2/13/16	61-55	W	21-50	.420	5-12	.417	14-24	.583	6	29	35	35.4	22	10	10	5	8	61	67.5
at LSU	2/17/16	76-69	W	25-54	.463	11-33	.333	15-18	.833	9	30	39	35.6	19	10	14	4	3	76	67.8
MISSISSIPPI STATE	2/20/16	61-67	L	22-52	.423	6-21	.286	11-21	.524	11	25	36	35.6	14	8	11	5	4	61	67.6
at Kentucky	02/23/16	53-78	L	17-48	.354	6-15	.400	13-18	.722	6	23	29	35.3	23	6	12	4	0	53	67.0
Alabama		1810		612-1437	.426	207-619	.334	379-580	.653	268	686	954	35.3	526	288	373	136	154	1810	67.0
Opponents		1823		620-1538	.403	170-532	.320	413-613	.674	346	674	1020	37.8	529	299	328	83	171	1823	67.5

Games played: 27
Points/game: 67.0
FG Pct: 42.6
3FG Pct: 33.4
FT Pct: 65.3

Rebounds/game: 35.3
Assists/game: 10.7
Turnovers/game: 13.8
Assist/turnover ratio: 0.8
Steals/game: 5.7
Blocks/game: 5.0

2015-16 OPPONENT GAME-BY-GAME



2015-16 Alabama Basketball
Alabama Opponent Game-by-Game (as of Feb 23, 2016)
All games



OPPONENT STATISTICS

Opponent	Date	Score		Total		3-Pointers		Free throws		Rebounds				pf	a	t/o	blk	stl	pts	avg
				fg-fga	pct	3fg-fga	pct	ft-fa	pct	off	def	tot	avg							
KENNESAW STATE	11/13/15	77-64	W	19-55	.345	7-19	.368	19-26	.731	12	27	39	39.0	25	6	16	4	7	64	64.0
at Dayton	11/17/15	48-80	L	28-60	.467	9-21	.429	15-21	.714	14	33	47	43.0	20	14	18	6	11	80	72.0
LOUISIANA	11/20/15	105-93	W	28-61	.459	11-27	.407	26-40	.650	16	27	43	43.0	24	9	15	5	6	93	79.0
vs Xavier	11/26/15	45-64	L	21-54	.389	7-23	.304	15-25	.600	14	33	47	44.0	18	17	18	3	8	64	75.2
vs Wichita State	11/27/15	64-60	W	19-61	.311	10-30	.333	12-18	.667	19	22	41	43.4	23	10	10	0	4	60	72.2
vs Notre Dame	11/29/15	74-73	W	25-56	.446	7-14	.500	16-23	.696	12	20	32	41.5	14	12	9	3	5	73	72.3
at Southern Miss	12/04/15	58-55	W	21-58	.362	11-29	.379	2-4	.500	10	25	35	40.6	19	12	16	0	6	55	69.9
at Clemson	12/13/15	51-50	W	18-48	.375	4-14	.286	10-14	.714	9	21	30	39.2	13	12	11	10	8	50	67.4
WINTHROP	12/16/15	72-60	W	21-56	.375	5-26	.192	13-17	.765	8	22	30	38.2	20	6	11	3	4	60	66.6
OREGON	12/21/15	68-72	L	25-58	.431	6-16	.375	16-20	.800	10	25	35	37.9	16	16	9	3	9	72	67.1
JACKSONVILLE STATE	12/29/15	67-59	Wot	22-64	.344	9-22	.409	6-8	.750	15	26	41	38.2	32	10	18	2	5	59	66.4
NORFOLK STATE	1/2/16	68-49	W	19-54	.352	6-22	.273	5-8	.625	9	20	29	37.4	15	8	12	5	6	49	64.9
at Ole Miss	1/7/16	66-74	L	23-55	.418	4-15	.267	24-33	.727	15	22	37	37.4	18	14	13	2	9	74	65.6
KENTUCKY	1/9/16	61-77	L	28-51	.549	2-9	.222	19-30	.633	14	29	43	37.8	23	12	11	5	2	77	66.4
SOUTH CAROLINA	1/13/16	73-50	W	19-53	.358	3-18	.167	9-17	.529	15	18	33	37.5	19	9	18	3	4	50	65.3
at Vanderbilt	1/16/16	63-71	L	20-49	.408	9-16	.563	22-36	.611	6	23	29	36.9	18	14	7	1	5	71	65.7
at Auburn	1/19/16	77-83	L	22-56	.393	11-30	.367	28-40	.700	13	29	42	37.2	24	9	11	3	1	83	66.7
LSU	1/23/16	70-72	L	29-59	.492	4-10	.400	10-14	.714	12	27	39	37.3	19	14	11	0	5	72	67.0
TENNESSEE	1/26/16	63-57	W	22-65	.338	8-33	.242	5-5	1.000	13	25	38	37.4	16	11	17	5	9	57	66.5
at South Carolina	1/30/16	64-78	L	22-60	.367	6-19	.316	28-46	.609	20	30	50	38.0	19	10	11	5	9	78	67.1
at Mississippi State	2/2/16	82-80	Wot	33-71	.465	3-18	.167	11-16	.688	14	25	39	38.0	25	14	12	4	9	80	67.7
MISSOURI	2/6/16	80-71	W	24-57	.421	3-16	.188	20-24	.833	10	20	30	37.7	23	8	9	0	5	71	67.8
TEXAS A&M	2/10/16	63-62	W	19-45	.422	8-17	.471	16-23	.696	8	21	29	37.3	18	8	13	2	6	62	67.6
at Florida	2/13/16	61-55	W	18-63	.286	3-21	.143	16-27	.593	23	31	54	38.0	18	5	12	4	6	55	67.0
at LSU	2/17/16	76-69	W	22-57	.386	5-20	.250	20-35	.571	12	22	34	37.8	14	16	5	0	9	69	67.1
MISSISSIPPI STATE	2/20/16	61-67	L	26-53	.491	7-17	.412	8-15	.533	8	25	33	37.7	21	8	11	0	7	67	67.1
at Kentucky	02/23/16	53-78	L	27-59	.458	2-10	.200	22-28	.786	15	26	41	37.8	15	15	4	5	6	78	67.5
Opponents		1823		620-1538	.403	170-532	.320	413-613	.674	346	674	1020	37.8	529	299	328	83	171	1823	67.5
Alabama		1810		612-1437	.426	207-619	.334	379-580	.653	268	686	954	35.3	526	288	373	136	154	1810	67.0

Games played: 27
Points/game: 67.5
FG Pct: 40.3
3FG Pct: 32.0
FT Pct: 67.4

Rebounds/game: 37.8
Assists/game: 11.1
Turnovers/game: 12.1
Assist/turnover ratio: 0.9
Steals/game: 6.3
Blocks/game: 3.1

2015-16 ALABAMA GAME HIGHS



2015-16 Alabama Basketball
Alabama Team High/Low Analysis (as of Feb 23, 2016)
All games

**Alabama - TEAM GAME HIGHS**

POINTS	105	LOUISIANA (11/20/15)
	82	at Mississippi State (2/2/16)
	80	MISSOURI (2/6/16)
	77	at Auburn (1/19/16)
	77	KENNESAW STATE (11/13/15)
FIELD GOALS MADE	32	LOUISIANA (11/20/15)
	31	vs Notre Dame (11/29/15)
FIELD GOAL ATTEMPTS	61	at Clemson (12/13/15)
	60	at South Carolina (1/30/16)
	60	TENNESSEE (1/26/16)
	60	at Auburn (1/19/16)
FIELD GOAL PERCENTAGE	.544 (31-57)	vs Notre Dame (11/29/15)
	.542 (32-59)	LOUISIANA (11/20/15)
3 PT FIELD GOALS MADE	15	LOUISIANA (11/20/15)
	13	SOUTH CAROLINA (1/13/16)
3 PT FG ATTEMPTS	33	at LSU (2/17/16)
	30	at Auburn (1/19/16)
3 PT FG PERCENTAGE	.600 (15-25)	LOUISIANA (11/20/15)
	.464 (13-28)	SOUTH CAROLINA (1/13/16)
FREE THROWS MADE	28	JACKSONVILLE STATE (12/29/15)
	26	LOUISIANA (11/20/15)
FREE THROW ATTEMPTS	43	JACKSONVILLE STATE (12/29/15)
	35	LOUISIANA (11/20/15)
FREE THROW PERCENTAGE	.846 (11-13)	TENNESSEE (1/26/16)
	.833 (15-18)	at LSU (2/17/16)
REBOUNDS	44	at Clemson (12/13/15)
	42	TENNESSEE (1/26/16)
ASSISTS	19	LOUISIANA (11/20/15)
	16	SOUTH CAROLINA (1/13/16)
STEALS	12	TEXAS A&M (2/10/16)
	11	KENNESAW STATE (11/13/15)
BLOCKED SHOTS	9	MISSOURI (2/6/16)
	8	LOUISIANA (11/20/15)
TURNOVERS	20	at Mississippi State (2/2/16)
	20	at Dayton (11/17/15)
FOULS	30	at South Carolina (1/30/16)
	30	LOUISIANA (11/20/15)



2015-16 OPPONENT GAME HIGHS



2015-16 Alabama Basketball
Alabama High/Low Analysis (as of Feb 23, 2016)
All games

**Opponent - GAME HIGHS**

POINTS	93	LOUISIANA (11/20/15)
	83	at Auburn (1/19/16)
	80	at Mississippi State (2/2/16)
	80	at Dayton (11/17/15)
	78	at Kentucky (02/23/16)
	78	at South Carolina (1/30/16)
FIELD GOALS MADE	33	at Mississippi State (2/2/16)
	29	LSU (1/23/16)
FIELD GOAL ATTEMPTS	71	at Mississippi State (2/2/16)
	65	TENNESSEE (1/26/16)
FIELD GOAL PERCENTAGE	.549 (28-51)	KENTUCKY (1/9/16)
	.492 (29-59)	LSU (1/23/16)
3 PT FIELD GOALS MADE	11	at Auburn (1/19/16)
	11	at Southern Miss (12/04/15)
	11	LOUISIANA (11/20/15)
3 PT FG ATTEMPTS	33	TENNESSEE (1/26/16)
	30	at Auburn (1/19/16)
	30	vs Wichita State (11/27/15)
3 PT FG PERCENTAGE	.563 (9-16)	at Vanderbilt (1/16/16)
	.500 (7-14)	vs Notre Dame (11/29/15)
FREE THROWS MADE	28	at South Carolina (1/30/16)
	28	at Auburn (1/19/16)
FREE THROW ATTEMPTS	46	at South Carolina (1/30/16)
	40	at Auburn (1/19/16)
	40	LOUISIANA (11/20/15)
FREE THROW PERCENTAGE	1.000 (5-5)	TENNESSEE (1/26/16)
	.833 (20-24)	MISSOURI (2/6/16)
REBOUNDS	54	at Florida (2/13/16)
	50	at South Carolina (1/30/16)
ASSISTS	17	vs Xavier (11/26/15)
	16	at LSU (2/17/16)
	16	OREGON (12/21/15)
STEALS	11	at Dayton (11/17/15)
	9	at LSU (2/17/16)
	9	at Mississippi State (2/2/16)
	9	at South Carolina (1/30/16)
	9	TENNESSEE (1/26/16)
	9	at Ole Miss (1/7/16)
	9	OREGON (12/21/15)
BLOCKED SHOTS	10	at Clemson (12/13/15)
	6	at Dayton (11/17/15)
TURNOVERS	18	SOUTH CAROLINA (1/13/16)
	18	JACKSONVILLE STATE (12/29/15)
	18	vs Xavier (11/26/15)
	18	at Dayton (11/17/15)
FOULS	32	JACKSONVILLE STATE (12/29/15)
	25	at Mississippi State (2/2/16)
	25	KENNESAW STATE (11/13/15)

2015-16 ALABAMA GAME LOWS



2015-16 Alabama Basketball
Alabama High/Low Analysis (as of Feb 23, 2016)
All games

**Alabama - GAME LOWS**

POINTS	45	vs Xavier (11/26/15)
	48	at Dayton (11/17/15)
	51	at Clemson (12/13/15)
	53	at Kentucky (02/23/16)
	58	at Southern Miss (12/04/15)
FIELD GOALS MADE	17	at Dayton (11/17/15)
	17	vs Xavier (11/26/15)
	17	vs Wichita State (11/27/15)
	17	at Southern Miss (12/04/15)
	17	JACKSONVILLE STATE (12/29/15)
	17	at Kentucky (02/23/16)
FIELD GOAL ATTEMPTS	40	at Southern Miss (12/04/15)
	42	vs Wichita State (11/27/15)
FIELD GOAL PERCENTAGE	.298 (17-57)	at Dayton (11/17/15)
	.309 (17-55)	vs Xavier (11/26/15)
3 PT FIELD GOALS MADE	4	KENNESAW STATE (11/13/15)
	4	TENNESSEE (1/26/16)
3 PT FG ATTEMPTS	12	at Florida (2/13/16)
	15	WINTHROP (12/16/15)
	15	at Kentucky (02/23/16)
3 PT FG PERCENTAGE	.179 (5-28)	vs Xavier (11/26/15)
	.190 (4-21)	TENNESSEE (1/26/16)
FREE THROWS MADE	2	at Clemson (12/13/15)
	6	vs Xavier (11/26/15)
	6	vs Notre Dame (11/29/15)
FREE THROW ATTEMPTS	5	at Clemson (12/13/15)
	10	vs Xavier (11/26/15)
	10	vs Notre Dame (11/29/15)
FREE THROW PERCENTAGE	.350 (7-20)	at Vanderbilt (1/16/16)
	.400 (2-5)	at Clemson (12/13/15)
REBOUNDS	25	KENTUCKY (1/9/16)
	28	at Southern Miss (12/04/15)
ASSISTS	5	KENTUCKY (1/9/16)
	6	vs Xavier (11/26/15)
	6	at Kentucky (02/23/16)
STEALS	0	at Kentucky (02/23/16)
	2	vs Wichita State (11/27/15)
BLOCKED SHOTS	1	at Auburn (1/19/16)
	2	WINTHROP (12/16/15)
TURNOVERS	7	KENTUCKY (1/9/16)
	10	at Auburn (1/19/16)
	10	at Florida (2/13/16)
FOULS	9	at Southern Miss (12/04/15)
	12	NORFOLK STATE (1/2/16)
	12	LSU (1/23/16)

2015-16 OPPONENT GAME LOWS



2015-16 Alabama Basketball
Alabama High/Low Analysis (as of Feb 23, 2016)
All games

**Opponent - GAME LOWS**

POINTS	49	NORFOLK STATE (1/2/16)
	50	at Clemson (12/13/15)
	50	SOUTH CAROLINA (1/13/16)
	55	at Southern Miss (12/04/15)
	55	at Florida (2/13/16)
FIELD GOALS MADE	18	at Clemson (12/13/15)
	18	at Florida (2/13/16)
FIELD GOAL ATTEMPTS	45	TEXAS A&M (2/10/16)
	48	at Clemson (12/13/15)
FIELD GOAL PERCENTAGE	.286 (18-63)	at Florida (2/13/16)
	.311 (19-61)	vs Wichita State (11/27/15)
3 PT FIELD GOALS MADE	2	KENTUCKY (1/9/16)
	2	at Kentucky (02/23/16)
3 PT FG ATTEMPTS	9	KENTUCKY (1/9/16)
	10	LSU (1/23/16)
	10	at Kentucky (02/23/16)
3 PT FG PERCENTAGE	.143 (3-21)	at Florida (2/13/16)
	.167 (3-18)	SOUTH CAROLINA (1/13/16)
	.167 (3-18)	at Mississippi State (2/2/16)
FREE THROWS MADE	2	at Southern Miss (12/04/15)
	5	NORFOLK STATE (1/2/16)
	5	TENNESSEE (1/26/16)
FREE THROW ATTEMPTS	4	at Southern Miss (12/04/15)
	5	TENNESSEE (1/26/16)
FREE THROW PERCENTAGE	.500 (2-4)	at Southern Miss (12/04/15)
	.529 (9-17)	SOUTH CAROLINA (1/13/16)
REBOUNDS	29	NORFOLK STATE (1/2/16)
	29	at Vanderbilt (1/16/16)
	29	TEXAS A&M (2/10/16)
ASSISTS	5	at Florida (2/13/16)
	6	KENNESAW STATE (11/13/15)
	6	WINTHROP (12/16/15)
STEALS	1	at Auburn (1/19/16)
	2	KENTUCKY (1/9/16)
BLOCKED SHOTS	0	vs Wichita State (11/27/15)
	0	at Southern Miss (12/04/15)
	0	LSU (1/23/16)
	0	MISSOURI (2/6/16)
	0	at LSU (2/17/16)
	0	MISSISSIPPI STATE (2/20/16)
TURNOVERS	4	at Kentucky (02/23/16)
	5	at LSU (2/17/16)
FOULS	13	at Clemson (12/13/15)
	14	vs Notre Dame (11/29/15)
	14	at LSU (2/17/16)



2015-16 ALABAMA INDIVIDUAL GAME HIGHS



2015-16 Alabama Basketball
Alabama Player High/Low Analysis (as of Feb 23, 2016)
All games

**Alabama - INDIVIDUAL GAME HIGHS**

Points	35	Obasohan, Retin at LSU (2/17/16)
	29	Obasohan, Retin at Kentucky (02/23/16)
	27	Obasohan, Retin at Auburn (1/19/16)
	27	Norris, Riley vs South Carolina (1/13/16)
	25	Obasohan, Retin at Mississippi State (2/2/16)
Field Goals Made	11	Obasohan, Retin at LSU (2/17/16)
	10	Obasohan, Retin vs Tennessee (1/26/16)
Field Goal Att.	19	Obasohan, Retin vs Notre Dame (11/29/15)
	18	Obasohan, Retin vs Mississippi State (2/20/16)
	18	Obasohan, Retin at LSU (2/17/16)
FG Pct (min 5 made)	.857 (6-7)	Edwards, Arthur vs Notre Dame (11/29/15)
	.833 (5-6)	Taylor, Jimmie vs Winthrop (12/16/15)
	.833 (5-6)	Edwards, Arthur vs Louisiana (11/20/15)
3-Point FG Made	8	Norris, Riley vs South Carolina (1/13/16)
	5	Coleman, Justin at LSU (2/17/16)
	5	Edwards, Arthur at Ole Miss (1/7/16)
	5	Edwards, Arthur vs Norfolk State (1/2/16)
	5	Edwards, Arthur at Southern Miss (12/04/15)
	5	Hale, Shannon vs Louisiana (11/20/15)
3-Point FG Att.	11	Norris, Riley vs South Carolina (1/13/16)
	9	Edwards, Arthur at LSU (2/17/16)
	9	Hale, Shannon at South Carolina (1/30/16)
	9	Edwards, Arthur vs Norfolk State (1/2/16)
	9	Coleman, Justin vs Louisiana (11/20/15)
3-Pt FG Pct (min 2 made)	1.000 (3-3)	Obasohan, Retin vs LSU (1/23/16)
	1.000 (2-2)	Austin, Brandon at Kentucky (02/23/16)
	1.000 (2-2)	Norris, Riley vs LSU (1/23/16)
	1.000 (2-2)	Norris, Riley vs Louisiana (11/20/15)
Free Throws Made	11	Obasohan, Retin at LSU (2/17/16)
	10	Obasohan, Retin at Kentucky (02/23/16)
	10	Obasohan, Retin at South Carolina (1/30/16)
Free Throw Att.	13	Obasohan, Retin at South Carolina (1/30/16)
	12	Obasohan, Retin at Kentucky (02/23/16)
	12	Obasohan, Retin vs Jacksonville State (12/29/15)
FT Pct (min 3 made)	1.000 (11-11)	Obasohan, Retin at LSU (2/17/16)
	1.000 (6-6)	Coleman, Justin vs Jacksonville State (12/29/15)
	1.000 (6-6)	Coleman, Justin vs Oregon (12/21/15)
	1.000 (6-6)	Coleman, Justin vs Louisiana (11/20/15)
	1.000 (5-5)	Coleman, Justin vs South Carolina (1/13/16)
	1.000 (5-5)	Coleman, Justin vs Winthrop (12/16/15)
	1.000 (4-4)	Coleman, Justin at Florida (2/13/16)
	1.000 (4-4)	Coleman, Justin at Mississippi State (2/2/16)
	1.000 (4-4)	Hale, Shannon at South Carolina (1/30/16)
	1.000 (4-4)	Edwards, Arthur vs LSU (1/23/16)
	1.000 (4-4)	Norris, Riley vs Kentucky (1/9/16)
	1.000 (4-4)	Kessens, Michael vs Jacksonville State (12/29/15)
	1.000 (4-4)	Edwards, Arthur vs Jacksonville State (12/29/15)
	1.000 (4-4)	Edwards, Arthur vs Wichita State (11/27/15)
	1.000 (4-4)	Norris, Riley vs Wichita State (11/27/15)
Rebounds	16	Norris, Riley at LSU (2/17/16)
	13	Norris, Riley vs Tennessee (1/26/16)
Assists	8	Obasohan, Retin at Mississippi State (2/2/16)
	8	Coleman, Justin vs Louisiana (11/20/15)
Steals	4	Obasohan, Retin vs Norfolk State (1/2/16)
	3	Obasohan, Retin vs Texas A&M (2/10/16)
	3	Obasohan, Retin at Mississippi State (2/2/16)
	3	Obasohan, Retin at South Carolina (1/30/16)
	3	Norris, Riley vs Tennessee (1/26/16)
	3	Obasohan, Retin vs South Carolina (1/13/16)
	3	Obasohan, Retin at Ole Miss (1/7/16)
	3	Obasohan, Retin at Southern Miss (12/04/15)
	3	Obasohan, Retin vs Notre Dame (11/29/15)
	3	Coleman, Justin vs Louisiana (11/20/15)
	3	Obasohan, Retin vs Kennesaw State (11/13/15)

2015-16 OPPONENT INDIVIDUAL GAME HIGHS



2015-16 Alabama Basketball Alabama Opponent High/Low Analysis (as of Feb 23, 2016) All games



OPPONENT INDIVIDUAL GAME HIGHS

Points	34	BROWN, Yonel vs Kennesaw State (11/13/15)
	28	Gavin Ware at Mississippi State (2/2/16)
	25	Canty, Kareem at Auburn (1/19/16)
	25	Alex Poythress vs Kentucky (1/9/16)
	25	JOHNSON, Keon vs Winthrop (12/16/15)
	25	Long, Shawn vs Louisiana (11/20/15)
Field Goals Made	12	Gavin Ware at Mississippi State (2/2/16)
	11	BROWN, Yonel vs Kennesaw State (11/13/15)
Field Goal Att.	21	BROWN, Yonel vs Kennesaw State (11/13/15)
	17	PURYEAR, Kevin vs Missouri (2/6/16)
FG Pct (min 5 made)	.833 (5-6)	Alex Poythress at Kentucky (02/23/16)
	.833 (5-6)	HORNSBY, Keith vs LSU (1/23/16)
3-Point FG Made	5	Canty, Kareem at Auburn (1/19/16)
	5	LACHANCE, Riley at Vanderbilt (1/16/16)
3-Point FG Att.	10	Register, Hayward vs Louisiana (11/20/15)
	9	Punter, Kevin vs Tennessee (1/26/16)
	9	BAKER, Ron vs Wichita State (11/27/15)
	9	BROWN, Yonel vs Kennesaw State (11/13/15)
3-Pt FG Pct (min 2 made)	1.000 (3-3)	Steve Vasturia vs Notre Dame (11/29/15)
	1.000 (2-2)	Wright, Jay vs Louisiana (11/20/15)
Free Throws Made	13	Moody, Stefan at Ole Miss (1/7/16)
	12	CARRERA, Michael at South Carolina (1/30/16)
Free Throw Att.	19	SIMMONS, Ben at LSU (2/17/16)
	16	Moody, Stefan at Ole Miss (1/7/16)
FT Pct (min 3 made)	1.000 (8-8)	BROWN, Yonel vs Kennesaw State (11/13/15)
	1.000 (7-7)	COOKE, Charles at Dayton (11/17/15)
	1.000 (6-6)	WRIGHT, Namon vs Missouri (2/6/16)
	1.000 (6-6)	Jamal Murray vs Kentucky (1/9/16)
	1.000 (6-6)	JOHNSON, Keon vs Winthrop (12/16/15)
	1.000 (6-6)	Shepherd, Kasey vs Louisiana (11/20/15)
	1.000 (4-4)	Q Weatherspoon at Mississippi State (2/2/16)
	1.000 (4-4)	THORNWELL, Sindarius at South Carolina (1/30/16)
	1.000 (4-4)	Benjamin, Dwayne vs Oregon (12/21/15)
	1.000 (4-4)	Dorsey, Tyler vs Oregon (12/21/15)
	1.000 (4-4)	MACURA, J.P. vs Xavier (11/26/15)
	1.000 (4-4)	Stove, Johnathan vs Louisiana (11/20/15)
	1.000 (3-3)	ROSBURG, Ryan vs Missouri (2/6/16)
	1.000 (3-3)	Hubbs III, Robert vs Tennessee (1/26/16)
	1.000 (3-3)	VICTOR II, Craig vs LSU (1/23/16)
	1.000 (3-3)	LACHANCE, Riley at Vanderbilt (1/16/16)
	1.000 (3-3)	NOTICE, Duane vs South Carolina (1/13/16)
	1.000 (3-3)	HOLMES, Avry at Clemson (12/13/15)
Rebounds	18	Bowers, Cinmeon at Auburn (1/19/16)
	16	Saiz, Sebastian at Ole Miss (1/7/16)
Assists	10	Ulis, Tyler at Kentucky (02/23/16)
	8	Tyler Ulis vs Kentucky (1/9/16)
Steals	4	Baulkman, Devon vs Tennessee (1/26/16)
	4	SMITH, Scoochie at Dayton (11/17/15)
Blocked Shots	5	Moore, Armani vs Tennessee (1/26/16)
	4	NNOKO, Landry at Clemson (12/13/15)
Turnovers	6	Alex Caruso vs Texas A&M (2/10/16)
	6	Moody, Stefan at Ole Miss (1/7/16)
	6	DRUMWRIGHT, Malcolm vs Jacksonville State (12/29/15)
Fouls	5	VICTOR II, Craig at LSU (2/17/16)
	5	PHILLIPS, Terrence vs Missouri (2/6/16)
	5	Craig Sword at Mississippi State (2/2/16)
	5	VICTOR II, Craig vs LSU (1/23/16)
	5	Harris, Tyler at Auburn (1/19/16)
	5	KORNET, Luke at Vanderbilt (1/16/16)
	5	DOZIER, PJ vs South Carolina (1/13/16)
	5	STATAM, Andre vs Jacksonville State (12/29/15)
	5	TUCKER, Greg vs Jacksonville State (12/29/15)
	5	CUNNINGHAM, Christian vs Jacksonville State (12/29/15)
	5	Wright, Jay vs Louisiana (11/20/15)

GAME 1

KENNESAW STATE
ALABAMA64
77Nov. 13, 2015 • Tuscaloosa, Ala.
Coleman Coliseum • 14,970

Alabama had three players in double digits to help push the Crimson Tide past the Kennesaw State Owls, 77-64, in front 14,970 fans inside Coleman Coliseum. The win was the first of head coach Avery Johnson's collegiate coaching career.

The 14,970 fans at the game was the largest crowd at a home opener since a crowd of 15,043 fans were in attendance against North Carolina in the 1989 season opener.

Alabama, which led wire to wire, held the Owls to just one point over the first 6:45 to build a 12-1 lead. With 17:48 left in the first half, the Tide went on a 19-4 run over 6:50, leading 21-5. The Tide took an 11-point lead to the locker room at halftime, up 43-32.

The second half began with a long scoring drought from KSU which went 0-of-4 and had three turnovers across 3:45. Alabama was bale to build its largest lead of the game, 52-35.

Kennesaw State responded midway through the half with an eight-point run of its own to close the gap to trail just 56-49, but that's as close as it would come.

Senior Retin Obasohan led Alabama with 18 points, while Dazon Ingram added 16 in his first career start. Shannon Hale scored 13. Taylor's 10 rebounds led the Tide. Alabama outscored the Owls 25-8 in points off of turnovers and had a 48-12 advantage in points in the paint.

KENNESAW STATE 64

Player	FG	3FG	FT	R	TP	A	MIN
Pruitt - F	0-3	0-1	1-2	2	1	0	18
Jones - F	0-2	0-0	0-0	2	0	0	5
Ray - G	4-16	2-5	7-8	5	17	2	31
Brown - G	11-21	4-9	8-8	10	34	1	40
Masterson - G	0-2	0-1	0-0	1	0	0	22
Hector	0-0	0-0	0-2	0-0	0	1	27
Morena	2-5	1-2	1-2	6	6	1	22
Williams	2-6	0-0	2-4	12	6	1	35
TEAM				3			
Totals	19-55	7-19	19-26	39	64	6	200

	Half (32)	Final
FG%	.333 (10-30)	.345
3FG%	.250 (2-8)	.368
FT%	.714 (10-14)	.731

ALABAMA 77

Player	FG	3FG	FT	R	TP	A	MIN
Taylor - F	2-4	0-0	2-6	10	6	1	25
Hale - F	4-11	0-3	5-7	3	13	0	26
Edwards - G	2-7	2-5	0-2	5	6	2	21
Ingram - G	8-11	0-0	0-1	6	16	4	28
Obasohan - G	6-10	1-4	5-6	3	18	1	29
Norris	0-2	0-1	0-1	4	0	0	15
Schaffer	0-0	0-0	0-0	0	0	0	1
Kessens	4-4	0-0	0-0	2	8	0	9
Coleman	1-5	1-3	3-4	1	6	5	27
Austin	1-2	0-1	0-0	0	2	0	5
Hall	1-1	0-0	0-0	2	2	0	14
TEAM				2			
Totals	29-57	4-17	15-27	38	77	13	200

	Half (43)	Final
FG%	.563 (18-32)	.509
3FG%	.333 (3-9)	.235
FT%	.308 (4-13)	.556

GAME 2

ALABAMA
(RV) DAYTON48
80Nov. 17, 2015 • Dayton, Ohio
Dayton Arena • 12,118

Alabama fell its 2015-16 road opener, 80-48, against the Dayton Flyers at UD Arena.

It was a back-and-forth game early on, as the Tide's junior forward Jimmie Taylor opened the scoring on a put back off of an offensive rebound.

Sophomore forward Riley Norris gave the Tide the lead at 18-16 with 10 minutes left, however, it was all Dayton from that point on. The Flyers began with 11 0-0 run and would eventually stretch to a 24-6 run over the final 10 minutes to open up a 40-24 lead going into the locker room.

Dayton was a perfect 9-for-9 from the foul line in the half and shot 41 percent (13-of-32) from field, draining five from beyond the arc. Meanwhile, the Tide committed 10 turnovers and shot just 30 percent (9-of-30) from the floor.

Alabama could not gain any traction in the second half, making only eight field goals while turning the ball over 10 more times.

For the game, the Flyers made 46.7 percent (28-60) of their shots, which included 9-of-21 from behind the arc. Dayton also hauled in 47 rebounds. The Tide was 29.8 percent (17-57) overall and recorded 34 rebounds.

The loss was the largest margin of defeat since a 105-71 setback against Ole Miss on March 3, 2001.

ALABAMA 48

Player	FG	3FG	FT	R	TP	A	MIN
Taylor - F	1-4	0-0	1-2	4	3	0	16
Hale - F	1-7	0-1	0-0	3	2	0	20
Edwards - G	2-6	1-3	0-0	2	5	1	21
Ingram - G	1-4	0-1	0-1	5	2	4	22
Obasohan - G	2-10	1-3	2-2	1	7	0	27
Norris	3-6	1-2	2-2	3	9	1	23
Schaffer	0-1	0-1	0-0	0	0	0	2
Kessens	3-4	0-0	1-2	2	7	0	15
Coleman	1-5	1-3	0-0	1	3	2	19
Austin	1-6	1-6	0-0	1	3	0	14
Clark	0-0	0-0	0-0	1	0	0	1
Hall	2-4	0-0	3-8	6	7	0	20
TEAM				5			
Totals	17-57	5-20	9-17	34	48	8	200

	Half (24)	Final
FG%	.300 (9-30)	.298
3FG%	.250 (2-8)	.250
FT%	.667 (4-6)	.529

DAYTON 80

Player	FG	3FG	FT	R	TP	A	MIN
Pollard - F	1-4	0-0	0-2	8	2	0	17
McElvene - C	6-9	0-0	1-2	11	13	1	23
Davis, K. - G	1-5	0-1	1-3	7	3	2	22
Cooke - G	6-9	2-3	7-7	7	21	3	29
Smith - G	5-10	3-6	2-2	1	15	3	28
Davis, D.	4-10	2-5	0-0	2	10	2	22
Miller	2-4	1-3	2-2	2	7	1	15
Crosby	0-0	0-0	0-0	0	0	2	5
Williams	1-5	0-1	2-2	5	4	0	18
Wehrli	1-1	0-0	0-1	1	2	0	6
Mikezell	1-3	1-2	0-0	2	3	0	15
TEAM				1			
Totals	28-60	9-21	15-21	47	80	14	200

	Half (40)	Final
FG%	.394 (13-33)	.467
3FG%	.385 (5-13)	.429
FT%	1.000 (9-9)	.714

GAME 3

LOUISIANA
ALABAMA93
105Nov. 21, 2015 • Tuscaloosa, Ala.
Coleman Coliseum • 11,465

Alabama used 15 three-point baskets and six double-figure scoring efforts to earn the 105-93 victory over Louisiana.

The 100-plus points marked the first time the Crimson Tide has finished in triple-figures since Nov. 18, 2013, against Stillman College, and was the first time against a Division I foe since Dec. 27, 2005, when the Tide took down Jackson State, 101-66. The last time Alabama scored 105 points was 10 years ago to the day against Alabama State on Nov. 20, 2005. Moreover, the Tide's 15 three-pointers were the most an Alabama team has collected since they hit a school record 19 against East Tennessee State on Dec. 1, 2004.

The Tide made its first seven three-point attempts and used an 18-4 run midway through the first half to take a 29-14 lead.

The Tide led 55-39 at halftime and continued to control the game in the second half, while shooting 54 percent from the field. Alabama finished the game shooting 60 percent from three-point range and 74 percent from the free throw line.

Riley Norris, Shannon Hale and Justin Coleman each had 18 points to lead the team. Coleman's added eight assists (one turnover), while Dazon Ingram added 10 points, a team-high seven rebounds and five assists. Retin Obasohan had 17 points, while Arthur Edwards added 12.

LOUISIANA 93

Player	FG	3FG	FT	R	TP	A	MIN
Long - F	9-16	3-6	4-10	14	25	0	35
Washington - F	1-1	0-0	0-0	2	2	0	13
Wright - G	4-5	2-2	1-2	2	11	1	19
Register - F	3-12	2-10	0-0	4	8	0	23
Stove - G	2-6	1-3	4-4	2	9	2	23
Walker	0-2	0-0	2-2	2	2	0	9
Wooten	2-4	1-2	4-6	2	9	1	16
Wronkoski	0-1	0-0	0-0	1	0	1	8
Shepherd	5-7	1-1	6-6	3	17	2	22
Hedgeman	2-7	1-3	5-10	8	10	2	25
Williams	0-0	0-0	0-0	0	2	0	7
TEAM				3			
Totals	28-61	11-27	26-40	43	93	9	200

	Half (39)	Final
FG%	.444 (12-27)	.459
3FG%	.357 (5-14)	.407
FT%	.625 (10-16)	.459

ALABAMA 105

Player	FG	3FG	FT	R	TP	A	MIN
Taylor - F	4-4	0-0	1-1	0	9	0	19
Hale - F	6-12	5-6	1-2	4	18	1	34
Edwards - G	5-6	2-3	0-0	5	12	2	21
Ingram - G	3-7	0-0	4-6	7	10	5	31
Obasohan - G	5-8	4-5	3-6	1	17	2	23
Norris	4-5	2-2	8-10	4	18	0	19
Kessens	0-0	0-0	2-2	1	2	0	13
Coleman	5-16	2-9	6-6	3	18	8	27
Hall	0-1	0-0	1-2	5	1	1	13
TEAM				2			
Totals	32-59	15-25	26-35	32	105	19	200

	Half (55)	Final
FG%	.542 (32-59)	.542
3FG%	.727 (8-11)	.600
FT%	.688 (11-16)	.743

GAME 4

ALABAMA
NO. 23 XAVIER45
64Nov. 26, 2015 • Orlando, Fla.
HP Field House • 4,629

Alabama fell to No. 23 Xavier, 64-45, in the opening round of the AdvoCare Classic on Thanksgiving Day.

The Tide got out to a strong start over the first five minutes, taking a 9-2 lead and holding Xavier to 0-of-5 shooting. Alabama also outrebounded the Musketeers 9-3 during the stretch. The Tide then went cold, shooting just 2-of-10 from the field in the next five minutes as Xavier answered back with their first field goal at the 13:47 mark to spark a 6-0 run and pull within one point.

With 9:52 to play in the first half, Alabama began a five-plus minute scoring drought that saw it turn the ball over six times as Xavier used another 6-0 run to take a 14-13 lead. The Tide finished the half down 27-24.

The two teams combined for 17 turnovers and just 29 percent shooting over the opening 20 minutes. Alabama had 13 fouls to the Musketeers five, which turned into 19 free throws for Xavier compared to Alabama's two.

The Tide cut the lead to two points, 30-28, early in the second half, but the Musketeers would answer. Xavier notched back-to-back threes sparking a 13-0 run over 3:32 to give the Musketeers a 43-28 lead with 13:25 left in the game. Xavier went on to cruise from there and remain undefeated on the year.

Shannon Hale and Justin Coleman led the Tide with 10 points each, while Retin Obasohan, the team's leading scorer entering the game at 14.5 ppg, was held to just two.

ALABAMA 45

Player	FG	3FG	FT	R	TP	A	MIN
Taylor - F	2-5	0-0	0-1	5	4	0	24
Hale - F	4-10	2-6	0-0	2	10	1	26
Edwards - G	1-6	1-5	0-0	3	3	1	17
Ingram - G	3-7	0-0	0-0	9	9	1	24
Obasohan - G	0-6	0-3	2-2	1	2	1	24
Norris	0-4	0-3	0-0	0	0	0	18
Schaffer	0-0	0-0	0-0	0	0	0	3
Kessens	1-1	0-0	1-2	5	3	0	11
Coleman	3-8	2-7	2-2	3	10	2	21
Austin	2-7	0-4	0-0	1	4	0	15
Clark	0-0	0-0	0-0	0	0	0	1
Hall	1-1	0-0	1-3	2	3	0	16
TEAM				0			
Totals	17-55	5-28	6-10	31	45	6	200

	Half (24)	Final
FG%	.333 (10-30)	.309
3FG%	.200 (3-15)	.179
FT%	.500 (1-2)	.600

XAVIER 64

Player	FG	3FG	FT	R	TP	A	MIN
Reynolds - F	4-7	0-0	2-4	9	10	0	24
Summer - G	0-6	0-3	1-2	1	1	6	23
Bluiett - G	5-10	2-5	3-5	5	15	2	31
Abell - G	0-5	0-0	1-2	2	1	1	20
Davis - G	2-7	2-6	0-0	6	6	2	26
Austin, Jr.	0-1	0-1	1-2	0	1	2	13
Farr	3-4	0-0	0-0	7	6	0	20
London	2-4	1-2	1-2	1	6	0	10
Stainbrook	0-0	0-0	0-0	0	0	0	2
Gates	0-1	0-1	0-0	3	0	0	4
O'Mara	1-2	0-0	2-4	0	4	0	6
Macura	4-7	2-5	4-4	5	14	4	21
TEAM				8			
Totals	21-54	7-23	15-25	47	64	17	200

	Half (27)	Final
FG%	.241 (7-29)	.389
3FG%	.167 (2-12)	.304
FT%	.579 (11-19)	.600

GAME 5

ALABAMA **64**
NO. 20 WICHITA STATE **60**

Nov. 27, 2015 • Orlando, Fla.
HP Field House • 4,170

Alabama upset No. 20 Wichita State, 64-60, in the second round of the 2015 AdvoCare Invitational.

The win snapped a 21-game losing streak to ranked opponents and was the first win over a ranked opponent at a neutral site since Nov. 29, 2009, when the Tide beat then-No. 15 Michigan.

The game saw eight ties and nine lead changes, and was not decided until the final 10 seconds.

Alabama started off well when it took an early lead, as the Shockers failed to score for four minutes beginning at the 18:49 mark. The Tide finished the half strong by going on a 14-6 run over the last 3:41 to take a 32-30 lead at intermission.

Wichita State put together an 11-5 run to start the second half and took a 41-39 lead at the 16:13 mark. Alabama had three turnovers in 90 seconds during the run. The Tide then went 1-of-7 shooting over the next six minutes to fall behind 48-45. That would be the largest lead by Wichita State, as Alabama responded with a 9-1 run to grab a 52-49 lead. However, the Shockers answered with back-to-back threes for a 55-52 lead at the nine-minute mark.

The Tide would again respond, this time with back-to-back threes from Shannon Hale and Riley Norris to retake the lead, 58-55, and never trailed again.

Hale finished with 20 points on 6-of-10 shooting and 6-of-7 from the free throw line. Norris added 12 and Ingram scored 11. Ingram was the Tide's leading rebounder with eight boards, while Arthur Edwards added five. The Tide finished shooting a season-best 76 percent at the free throw line.

ALABAMA 64												
Player	FG	3FG	FT	R	TP	A	MIN					
Taylor - F	1-1	0-0	1-4	4	3	0	29					
Hale - F	6-10	2-4	6-7	3	20	0	28					
Edwards - G	0-5	0-2	4-4	5	4	2	23					
Ingram - G	2-3	0-0	7-10	8	11	3	32					
Obasohan - G	2-5	1-2	2-2	0	7	1	21					
Norris	2-5	2-4	4-4	1	12	1	22					
Kessens	1-1	0-0	0-0	0	2	0	4					
Coleman	1-10	0-7	1-2	4	3	1	24					
Austin	0-1	0-1	0-0	0	0	0	6					
Hall	1-1	0-0	0-0	1	2	0	11					
TEAM							4					
Totals	17-42	5-20	25-33	30	64	8	200					

	Half (32)	Final
FG%	.429 (9-21)	.405
3FG%	.222 (2-9)	.250
FT%	.706 (12-17)	.758

WICHITA STATE 60												
Player	FG	3FG	FT	R	TP	A	MIN					
Kelly - F	1-5	1-1	0-0	2	3	0	16					
Brown - F	0-4	0-3	2-4	5	2	1	16					
Grady - F	1-7	0-1	1-2	6	3	0	17					
Wessel - G	3-4	3-4	0-0	3	9	0	24					
Baker - G	4-12	3-9	4-6	3	15	3	39					
Taylor II	4-15	0-6	0-0	5	8	6	30					
Simon	0-0	0-0	0-0	0	0	0	2					
Wamukota	0-1	0-0	2-2	7	2	0	23					
Hamilton	1-4	0-2	2-2	0	4	0	9					
McDuffie	5-9	3-4	1-2	7	14	0	24					
TEAM							3					
Totals	19-61	10-30	12-18	41	60	10	200					

	Half (30)	Final
FG%	.313 (10-32)	.311
3FG%	.200 (3-15)	.333
FT%	.875 (7-8)	.667

GAME 6

ALABAMA **74**
NO. 17 NOTRE DAME **73**

Nov. 29, 2015 • Orlando, Fla.
HP Field House • 4,633

The Alabama men's basketball team earned its second upset over a top-25 team in three days, taking down No.17 Notre Dame, 74-73, on Nov. 29 at the AdvoCare Invitational in Orlando, Fla.

Senior guard Retin Obasohan finished with a game-high 19 points, and converted a last-second layup to secure the victory., while junior Shannon Hale also had 19. Graduate transfer Arthur Edwards finished with a career-high 15 points and junior forward Michael Kessens led the team with nine rebounds to go along with eight points off the bench.

Alabama set the tone early as Edwards' sparked an 18-3 run over 5:20 of the first half, including a 13-0 stretch as the Tide took a 21-8 lead. Notre Dame answered with a 7-0 run of its own and managed to close the gap to 43-39 at intermission

The Irish started hot in the second half, using a 10-2 run to take a 49-45 lead with 17:18 to play. From that point on the teams were never separated by more than three points in a game that featured eight ties and nine lead changes.

Notre Dame held a one-point lead, up 73-72, with 28.6 seconds left in the game when forward Zach Auguste, who finished with 16 points, had a chance to pad the Irish's lead at the free throw line. However, he missed both free throw attempts and Alabama called a timeout with 23.5 seconds to play.

The Tide couldn't get anything going out of the timeout, so head coach Avery Johnson called another with 12.6 seconds to play, setting up Obasohan's heroics.

ALABAMA 74												
Player	FG	3FG	FT	R	TP	A	MIN					
Taylor - F	1-1	0-0	1-2	5	3	2	19					
Hale - F	7-14	3-6	2-3	5	19	0	34					
Edwards - G	6-7	3-4	0-0	2	15	0	35					
Ingram - G	2-4	0-0	0-0	4	4	2	20					
Obasohan - G	8-19	0-4	3-5	3	19	5	38					
Norris	0-1	0-0	0-0	0	0	0	7					
Kessens	4-5	0-0	0-0	9	8	0	19					
Coleman	1-4	0-3	0-0	2	2	2	22					
Austin	0-0	0-0	0-0	0	0	0	2					
Hall	2-2	0-0	0-0	0	4	0	4					
TEAM							4					
Totals	31-57	6-17	6-10	34	74	11	200					

	Half (43)	Final
FG%	.545 (18-33)	.544
3FG%	.444 (4-9)	.353
FT%	.500 (3-6)	.600

NOTRE DAME 73												
Player	FG	3FG	FT	R	TP	A	MIN					
Beachem - F	5-9	2-5	1-1	4	13	0	35					
Auguste - F	6-14	0-0	4-9	10	16	0	39					
Colson - F	3-7	0-0	0-0	5	6	0	28					
Jackson - G	4-13	2-4	6-7	5	16	6	40					
Vasturia - G	6-10	3-3	3-4	5	18	3	39					
Torres	0-0	0-0	0-0	0	0	0	2					
Ryan	0-2	0-2	2-2	1	2	2	11					
Farrell	1-1	0-0	0-0	0	2	1	6					
TEAM							2					
Totals	25-56	7-14	16-23	32	73	12	200					

	Half (39)	Final
FG%	.483 (14-29)	.446
3FG%	.625 (5-8)	.500
FT%	.750 (6-8)	.696

GAME 7

ALABAMA **58**
SOUTHERN MISS **55**

Dec. 4, 2015 • Hattiesburg, Miss.
Reed Green Coliseum • 3,296

The Alabama men's basketball won its third consecutive game, defeating Southern Miss for its first true road win, 58-55. The Tide used a big 19-4 second half run to hold off the Golden Eagles.

Retin Obasohan led the Tide with a season-high 20 points to go along with five rebounds and three steals. Arthur Edwards set a career high for the second consecutive game, tallying 17 while going 5-of-8 from behind the arc, to go along with five boards. Shannon Hale finished with nine points but struggled offensively, hitting just 3-of-10 shots from the floor on the night.

Trailing by five points, 39-34, at the 15:29 mark of the second half, the Tide used a 19-4 run over the next 8:03 to build a ten-point lead at 53-43 with 7:09 to play. That run included a 12-0 stretch when Southern Miss failed to score for eight minutes while shooting 0-of-9.

Alabama struggled to put the game away, going on a scoring drought of its own. The Tide failed to score for nearly four minutes after taking a 10-point lead and Southern Miss cut the lead down to three in the final seconds. Dazon Ingram had a chance to seal the win, but missed both his free throws. Southern Miss came down and took two three-pointers, but both were off the mark and Alabama walked away with the three-point win.

Southern Miss outscored the Tide 16-10 over the final 10 minutes of the first half. It looked like Alabama would take a 29-27 lead into the locker room, but USM's Khari Price hit a buzzer-beating shot over three quarters of the court to give the Eagles a 30-29 halftime lead - their first halftime lead this season.

The two teams combined to make 22 three-point baskets with each shooting 11-of-29.

ALABAMA 58												
Player	FG	3FG	FT	R	TP	A	MIN					
Taylor - F	0-0	0-0	0-0	4	0	0	14					
Hale - F	3-10	2-7	1-1	2	9	1	23					
Edwards - G	6-9	5-8	0-0	5	17	0	32					
Ingram - G	1-1	1-1	2-4	2	5	4	22					
Obasohan - G	5-12	3-8	7-8	5	20	2	37					
Norris	0-1	0-0	0-1	1	0	1	21					
Kessens	0-0	0-0	0-0	1	0	1	24					
Coleman	2-6	0-4	3-4	2	7	3	18					
Austin	0-1	0-1	0-0	1	0	0	3					
Hall	0-0	0-0	0-0	3	0	0	6					
TEAM							2					
Totals	17-40	11-29	13-18	28	58	12	200					

	Half (29)	Final
FG%	.360 (9-25)	.425
3FG%	.250 (4-16)	.379
FT%	1.000 (7-7)	.722

SOUTHERN MISS							55
Player	FG	3FG	FT	R	TP	A	MIN
Davis III - F	4-9	3-6	0-0	8	11	3	32
Campbell - F	2-6	2-5	0-0	2	6	2	26
Jackson - G	2-6	1-3	0-0	4	5	2	29
Price - G	6-12	3-7	1-2	1	16	2	31
Bevins - G	2-8	0-3	1-2	3	5	1	27
Watts	2-8	0-2	0-0	6	4	0	18
Edwards	0-2	0-0	0-0	0	0	0	3
Thomas III	0-1	0-0	0-0	2	0	2	13
Ramey	3-6	2-3	0-0	1	8	0	19
Rowe	0-0	0-0	0-0	0	0	0	2
TEAM	8						
Totals	21-58	11-29	2-4	35	55	12	200

GAME 9

WINTHROP 60
ALABAMA 72

Dec. 16, 2015 • Tuscaloosa, Ala.
Coleman Coliseum • 10,005

Alabama returned home with a 72-60 victory over Winthrop. Alabama had four players score in double-figures, led by Jimmie Taylor who recorded the team's first double-double with 14 points and a game-high 11 rebounds in the victory. Justin Coleman also had a solid outing as he matched his season high with 18 points to go along with a game-high five assists.

Alabama and Winthrop remained close until late in a first half that featured seven ties and six lead changes. However, the Tide ended the final 2:39 on a 7-0 run and closed the half making four of its last five field goal attempts to take 32-27 lead into the locker room.

The Tide kept its momentum rolling after the break. Alabama began the second half by outscoring the Eagles, 19-4, to seize control of the contest. In all, Alabama's 26-4 from the end of the first half to the beginning of the second half, spanned 8:42 and gave the Tide a commanding 51-31 lead. The Tide started the second half 8-of-11 from the field while holding Winthrop to just 2-of-11 shooting.

Winthrop used two 7-0 runs to trim the Tide's lead, but never closer than the 12-point final margin.

Alabama won the rebounding battle, 40-30, and dominated, which marked the second consecutive game the Tide had 40 or more rebounds. Alabama also dominated in the paint with 42 points, compared to just 22 for the Eagles.

Senior guard Retin Obasohan finished with 12 points and Arthur Edwards scored 11 points and six rebounds. Brandon Austin finished with a season-high seven points, while Riley Norris grabbed a season-high seven rebounds.

WINTHROP						60	
Player	FG	3FG	FT	R	TP	A	MIN
Perkins - F	1-4	1-4	0-0	0	3	0	16
Cooks - F	4-15	0-5	5-8	6	13	1	34
Price - C	1-4	0-0	0-0	6	2	0	13
Johnson - G	9-14	1-5	6-6	3	25	1	37
Gavin - G	1-5	0-2	0-0	1	2	2	39
Broman	1-5	1-5	0-0	0	3	1	21
Pickett	1-1	1-1	0-0	1	3	0	7
Scott	2-5	1-3	0-0	7	5	1	15
Davenport	1-3	0-1	2-3	5	4	0	18
TEAM	1						
Totals	21-56	5-26	13-17	30	60	6	200

	Half (27)	Final
FG%	.364 (8-22)	.375
3FG%	.125 (1-8)	.192
FT%	.833 (10-12)	.765

ALABAMA						72	
Player	FG	3FG	FT	R	TP	A	MIN
Kessens - F	2-5	0-0	0-0	4	4	2	25
Taylor - F	5-6	0-0	4-8	11	14	1	30
Edwards - G	5-9	1-4	0-0	6	11	2	30
Coleman - G	5-11	3-5	5-5	3	18	5	36
Obasohan - G	6-13	0-2	0-2	5	12	2	26
Norris	1-3	0-2	2-2	7	4	0	25
Schaffer	0-0	0-0	0-0	0	0	0	2
Austin	3-6	1-2	0-0	1	7	0	18
Clark	0-0	0-0	0-0	0	0	0	1
Hall	1-1	0-0	0-0	2	2	0	7
TEAM	1						
Totals	28-54	5-15	11-17	40	72	12	200

	Half (32)	Final
FG%	.481 (13-27)	.519
3FG%	.250 (2-8)	.333
FT%	.667 (4-6)	.647

GAME 10

(RV) OREGON 72
ALABAMA 68

Dec. 21, 2015 • Birmingham, Ala.
Legacy Arena • 14,508

Alabama lost to Oregon at Birmingham's Legacy Arena in the Vulcan Classic, 72-68. Sophomore Justin Coleman set a career high with 24 points, but the Tide let a 12-point halftime lead slip away in the second half.

Alabama had a chance to win in the final seconds. Down 68-65, sophomore Riley Norris attempted a three-point shot with 19 seconds left that fell short. The Tide immediately fouled the Ducks. Arthur Edwards sank a three-point shot with six seconds left to pull within two, but the Tide was forced to foul, sending Oregon back to the line to secure the four-point victory.

The Tide started hot, shooting 63 percent from beyond the arc in the first half. Coleman scored 12 unanswered points by himself to give Alabama a 17-8 lead with 11:14 left in the first half. With 10:28 left before the break, Alabama used a 15-6 run to take a 32-20 lead, it's largest of the game. The Tide would take a 38-26 lead into the locker room.

Oregon came out of the break strong, using a 21-6 run to take a 47-44 lead with 13:53 to play. Neither team took more than a six-point lead for the rest of the game. Coleman tied the game at 60 with back-to-back three-pointers with 5:42 left in the game. Norris would later tie it 65-65 with 2:22 to play but the Tide never regained the lead.

The Ducks forced 14 turnovers for 22 points and stole the ball nine times. Alabama lost the rebounding battle 35-30.

Coleman led the Tide in scoring while making a career-high seven field goals and matching his high with six free throws. Norris and Edwards each finished with 12 points. Jimmie Taylor and Norris led the team with five rebounds each.

OREGON						72	
Player	FG	3FG	FT	R	TP	A	MIN
Bell - F	7-11	0-0	1-2	5	15	2	30
Cook - F	4-7	1-2	0-0	9	9	0	28
Brooks - F	9-15	1-3	4-6	4	23	5	40
Benson - G	0-4	0-2	0-0	2	0	3	22
Dorsey - G	2-9	2-3	4-4	5	10	5	28
Benjamin	0-4	0-2	4-4	3	4	0	23
Small	0-0	0-0	0-0	0	0	0	3
Boucher	3-8	2-4	3-4	7	11	1	26
TEAM	0						
Totals	25-58	6-16	16-20	35	72	16	200

	Half (26)	Final
FG%	.321 (9-28)	.431
3FG%	.143 (1-7)	.375
FT%	.875 (7-8)	.800

ALABAMA						68	
Player	FG	3FG	FT	R	TP	A	MIN
Kessens - F	1-2	0-0	0-0	3	2	0	17
Taylor - F	3-3	0-0	1-4	5	7	0	29
Edwards - G	4-6	3-4	1-3	4	12	2	28
Coleman - G	7-16	4-7	6-6	3	24	6	36
Obasohan - G	1-9	0-4	3-5	1	5	3	36
Norris	4-9	2-5	2-2	5	12	1	28
Austin	1-2	0-1	0-0	3	2	0	15
Hall	2-2	0-0	0-0	2	4	0	11
TEAM	4						
Totals	23-49	9-21	13-20	30	68	12	200

	Half (38)	Final
FG%	.560 (14-25)	.469
3FG%	.635 (5-8)	.429
FT%	.556 (5-9)	.650

GAME 11

JACKSONVILLE STATE 59
ALABAMA 67

Dec. 29, 2015 • Tuscaloosa, Ala.
Coleman Coliseum • 11,417

Alabama won in overtime against Jacksonville State, 67-59. The Tide, which held a double-figure lead in the second half, used a 10-0 run in overtime to take control of the game.

Arthur Edwards led Alabama with 16 points to go along with five rebounds and three assists, while Riley Norris scored 10 points and grabbed a game-high 11 rebounds for his second career double-double. Jimmie Taylor added 13 points and six rebounds while blocking a season-high five shots.

After starting the second half 6-of-10 from the field and take a 46-33 lead with 11:13 remaining in regulation, Alabama went cold, missing its final 11 attempts and allowing the Gamecocks to pull back to a 55-55 tie. The Tide had a chance to win in the final seconds, but senior guard Retin Obasohan missed both potential game-winning free throw chances with 2.3 seconds left on the clock.

After allowing an early bucket in overtime, Alabama scored 10 unanswered points while going a perfect 8-of-8 from the free throw line after making just 20-of-35 in regulation. The Gamecocks would not score again until there were 29 seconds remaining.

The first half featured seven lead changes and two ties before Jacksonville State took a 29-27 lead to the locker room. Alabama shot 43 percent and was outrebounded 20-13. The Tide stayed in the game by forcing eight Gamecock turnovers in the first frame alone.

Alabama started the second half with a 19-4 run over the first 8:47 to take a 46-33 lead, its largest of the game, and seemed on its way to a victory. However, the Gamecocks immediately answered with a 13-3 run of their own to trim the lead to 49-46 with 2:14 left to play. Jacksonville State continued to claw its way back with a pair of threes in the final minute to tie the game at 55-55.

JACKSONVILLE STATE							59
Player	FG	3FG	FT	R	TP	A	MIN
Hamilton - F	6-10	2-3	2-2	4	16	1	34
Watson - F	5-14	1-4	0-0	5	11	0	32
Tucker - G	3-9	3-7	1-2	1	10	2	26
Townser - G	5-15	1-5	3-4	5	14	6	41
Drumwright - G	0-6	0-0	0-0	6	0	0	35
Bogan	1-1	1-1	0-0	0	3	1	12
Laiing	0-0	0-0	0-0	1	0	0	0
Ba	0-1	0-0	0-0	1	0	0	3
Cunningham	1-3	0-0	0-0	6	2	0	25
Statam	1-5	1-2	0-0	4	3	0	17
TEAM	8						
Totals	22-64	9-22	6-8	41	59	10	225

	Half (29)	Final
FG%	.355 (11-31)	.344
3FG%	.385 (5-13)	.409
FT%	1.000 (2-2)	.750

ALABAMA							67
Player	FG	3FG	FT	R	TP	A	MIN
Kessens - F	2-3	1-2	4-4	5	9	1	23
Taylor - F	4-4	0-0	5-10	6	13	0	35
Edwards - G	5-11	2-7	4-4	5	16	3	37
Coleman - G	0-6	0-5	6-6	0	6	3	36
Obasohan - G	1-6	0-2	6-12	5	8	3	37
Norris	3-10	1-4	3-7	11	10	0	41
Austin	1-5	1-4	0-0	1	3	0	10
Hall	1-1	0-0	0-0	4	2	0	6
TEAM				0			
Totals	17-46	5-24	28-43	37	67	10	225

	Half (27)	Final
FG%	.429 (9-21)	.370
3FG%	.308 (4-13)	.208
FT%	.556 (5-9)	.651

GAME 12

NORFOLK STATE 49
ALABAMA 68

Jan. 2, 2016 • Tuscaloosa, Ala.
Coleman Coliseum • 10,884

Alabama started the new year with a 68-49 win over Norfolk State at Coleman Coliseum in its final non-conference game of the regular season. The Crimson Tide held the Spartans to just 25 percent shooting over the second half to take control of the game.

Retin Obasohan matched his career high, going for a game-high 23 points on 9-of-12 shooting from the floor and 3-of-6 from beyond the arc. The Antwerp, Belgium, native had a season-high four steals as he recorded third 20-point game of the season. Arthur Edwards matched his career high with five three-point baskets to add 15 points, while Riley Norris came off the bench to record 10 points and eight boards.

Alabama put together an 8-0 run early in the game to take a 14-8 lead with 12:18 remaining before the break. Alabama used hot shooting throughout the opening stanza to take a 33-28 edge at halftime as six of the Tide's 10 made field goals were from beyond the arc (6-of-14). Obasohan scored 14 points in the opening 20 minutes, while junior forward Michael Kessens pulled down eight of his game-high nine rebounds.

Alabama outscored Norfolk State 15-5 to start the second half, taking a 15-point lead at 48-23. Just over a minute later Alabama started a 16-3 run that would last seven-plus minutes and push the score to 64-38. The Tide cruised from there, capturing its 15th consecutive non-conference home victory at Coleman Coliseum.

The Tide's defense stepped up after the break. Obasohan recorded all four of his steals in the second half and the team forced eight turnovers overall. The game marks the first time the Tide has held a team to under 50 points since Feb. 4, 2015, when Alabama defeated Missouri 62-49.

NORFOLK STATE							49
Player	FG	3FG	FT	R	TP	A	MIN
Butler - F	3-7	0-0	0-0	8	6	2	30
Robinson - G	1-2	1-2	0-0	0	3	3	18
Taylor - G	4-11	0-5	0-0	3	8	1	34
Short - G	5-9	4-7	2-3	1	16	1	29
Oliver - G	0-9	0-5	1-2	1	1	1	25
Kelley	1-3	0-0	0-0	2	2	0	11
Bungei	3-7	0-0	2-2	3	8	0	24
Banner	0-1	0-1	0-1	6	0	0	14
Long	1-3	0-0	0-0	2	2	0	9
Peebles-Jennings	1-2	1-2	0-0	0	3	0	2
Toriola	0-0	0-0	0-0	0	0	0	4
TEAM				3			
Totals	19-54	6-22	5-8	29	49	8	200

	Half (28)	Final
FG%	.462 (12-26)	.352
3FG%	.222 (2-9)	.273
FT%	1.000 (2-2)	.625

ALABAMA						68	
Player	FG	3FG	FT	R	TP	A	MIN
Kessens - F	0-0	0-0	3-4	9	3	1	18
Taylor - F	3-6	0-0	2-5	7	8	1	21
Edwards - G	5-12	5-9	0-0	1	15	3	29
Coleman - G	1-3	1-2	2-2	0	5	6	31
Obasohan - G	9-12	3-6	2-2	3	23	2	30
Norris	3-6	2-4	2-2	8	10	0	28
Schaffer	0-2	0-1	0-0	0	0	0	2
Hale	0-3	0-1	2-2	1	2	0	14
Austin	0-1	0-1	0-0	0	0	0	8
Clark	0-1	0-0	0-0	0	0	0	2
Hall	1-2	0-0	0-0	3	2	0	17
TEAM				4			
Totals	22-48	11-24	13-17	36	68	13	200

	Half (33)	Final
FG%	.417 (10-24)	.458
3FG%	.429 (6-14)	.458
FT%	.778 (7-9)	.765

GAME 13

ALABAMA 66
OLE MISS 74

Jan. 7, 2016 • Oxford, Miss.
The Pavilion at Ole Miss • 9,500

Alabama began conference play with a loss at Ole Miss (11-3, 1-1 SEC). The Crimson Tide controlled the first half but let the game get away in the second thanks to being outscored 42-26 after the break.

The Rebels, opening their new facility The Pavilion, took an early 25-15 lead on the back of a 7-0 run and 6-of-8 free throw shooting. Alabama (9-4, 0-1 SEC) responded with a 25-7 run over the last 8:36 of the first half to take a 40-32 lead. Senior guard Retin Obasohan and graduate transfer Arthur Edwards each scored 14 points in the opening frame. The Tide defense held Ole Miss to just 33 percent shooting and recorded five steals.

Alabama came out cold in the second half and allowed the Rebels to tie the game at 44 with a 12-4 run over the first six minutes. Ole Miss would spark an 11-0 run a few minutes later to take a 59-52 advantage with 6:55 to play. The Tide stayed close and pulled within two points, down 65-63 with 2:59 on the clock, but a 6-0 run from the Rebels would see Alabama fall eight points back with just 1:26 left.

The Tide defense finished with 10 steals and seven blocks, but got into foul trouble early. Four players were each charged with four fouls and Donta Hall fouled out. Hall had four blocks.

Alabama made nine three-pointers as Edwards matched his career high with five. Edwards joined Obasohan in matching their career highs in scoring. Obasohan put up 23 points to lead Alabama and Edwards added 17. Michael Kessens, who led the team with seven rebounds, scored 10 points.

ALABAMA 66

Player	FG	3FG	FT	R	TP	A	MIN
Kessens - F	3-5	0-0	4-6	7	10	1	26
Taylor - F	1-4	0-0	0-1	2	2	0	13
Edwards - G	6-8	5-6	0-0	4	17	2	35
Coleman - G	3-9	2-7	0-0	1	8	2	37
Obasohan - G	8-17	1-6	6-7	6	23	4	39
Norris	0-2	0-2	2-2	4	2	1	27
Hale	1-4	1-4	1-2	2	4	0	15
Hall	0-0	0-0	0-0	2	0	0	8
TEAM					2		
Totals	22-49	9-25	13-18	30	66	10	200

	Half (40)	Final
FG%	.500 (13-26)	.449
3FG%	.538 (7-13)	.360
FT%	.636 (7-11)	.722

OLE MISS 74

Player	FG	3FG	FT	R	TP	A	MIN
Saiz - F	8-13	0-0	5-6	16	21	0	38
Gielo - F	4-12	2-5	2-3	1	12	4	36
Newby - G	1-4	0-1	1-4	3	3	4	31
Brooks - G	4-8	0-2	2-2	4	10	1	32
Moody - G	3-9	2-5	13-16	2	21	2	37
Hymon	1-3	0-0	0-0	1	2	1	4
Perez	1-3	0-2	1-2	4	3	2	18
Fitzpatrick-Dorsey	1-3	0-0	0-0	2	2	0	4
TEAM					4		
Totals	23-55	4-15	24-33	37	74	14	200

	Half (32)	Final
FG%	.333 (9-27)	.418
3FG%	.333 (3-9)	.267
FT%	.647 (11-17)	.727

GAME 14

NO. 9 KENTUCKY 77
ALABAMA 61

Jan. 9, 2016 • Tuscaloosa, Ala.
Coleman Coliseum • 15,383

Alabama suffered its first true home loss of the season, dropping a 77-61 decision against No. 9/8 Kentucky.

Kentucky shot 68 percent over the second half any attempt at an Alabama comeback. The Tide closed to within four points early in the second period, but the Tide made two of its last 11 shot attempts as the Wildcats pulled away.

The game was played in front of a sellout crowd of 15,383 fans - the Tide's first packed house of the year.

UK led by as many as 16 points in the first half, but the Tide finished on a 6-0 run and headed to the locker room down 38-28. Alabama stayed hot out of the break to extend the run to 14-4 and make the score 42-36 with 16:43 to play. Alabama was able to cut the lead down four points, 46-42, after a follow-up dunk by Jimmie Taylor, but Kentucky began a 12-2 run that lasted just over five minutes and put the game out of reach.

Alabama sunk seven three-pointers and blocked seven shots for the second game in a row. The Tide was 18-of-27 from the free throw line, but lost the rebounding battle 43-25. Kentucky also outscored Alabama 34-20 in the paint.

Senior Retin Obasohan finished with 21 points to mark his third straight game with more than 20 points. It was also the fifth 20-point game on the season for Obasohan, who hit 3-of-4 three pointers. Senior guard Arthur Edwards scored 11, while sophomore Riley Norris added 10. Junior Jimmie Taylor and freshman Donta Hall each led the Tide with six rebounds and Taylor blocked a game-high four shots.

KENTUCKY 77

Player	FG	3FG	FT	R	TP	A	MIN
Lee - F	4-5	0-0	0-5	11	8	0	24
Porthress - F	8-10	0-1	9-11	7	25	0	34
Ulis - G	2-7	0-1	4-6	5	8	8	39
Briscoe - G	6-10	0-1	0-2	5	12	4	36
Murray - G	7-13	1-4	6-6	5	21	0	31
Labissiere	0-1	0-0	0-0	1	0	0	4
Matthews	0-1	0-0	0-0	0	0	0	3
Mulder	1-4	1-2	0-0	4	3	0	11
Floral	0-0	0-0	0-0	0	0	0	1
Willis	0-0	0-0	0-0	2	0	0	17
TEAM					3		
Totals	28-51	2-9	19-30	43	77	12	200

	Half (38)	Final
FG%	.448 (13-29)	.549
3FG%	.286 (2-7)	.222
FT%	.769 (10-13)	.633

ALABAMA 67

Player	FG	3FG	FT	R	TP	A	MIN
Kessens - F	0-1	0-1	0-0	0	0	0	7
Taylor - F	2-3	0-0	0-2	6	4	0	20
Edwards - G	3-9	2-6	3-5	3	11	0	25
Coleman - G	1-6	1-4	0-0	0	3	2	25
Obasohan - G	6-14	3-4	6-8	2	21	1	36
Norris	3-5	0-1	4-4	3	10	2	27
Schaffer	1-1	1-1	0-0	0	3	0	2
Hale	1-9	0-6	4-6	2	6	0	26
Austin	0-2	0-1	0-0	1	0	0	15
Hall	1-2	0-0	1-2	6	3	0	17
TEAM					2		
Totals	18-52	7-24	18-27	25	61	5	200

	Half (28)	Final
FG%	.391 (9-23)	.346
3FG%	.273 (3-11)	.292
FT%	.538 (7-13)	.667

GAME 15

NO. 19 SOUTH CAROLINA 50
ALABAMA 73

Jan. 13, 2016 • Tuscaloosa, Ala.
Coleman Coliseum • 12,443

Riley Norris scored a career-high 27 points and tied a school record with eight three-pointers to lead the Alabama past No. 19/15 South Carolina, 73-50, in Coleman Coliseum. The Tide handed the previously undefeated Gamecocks their first loss of the year as Crimson Tide captured its third victory over a top-25 team this season.

Making his first start this year, Norris hit 8-of-11 treys on the night. He became the sixth different player in program history to reach the milestone and the first since Mykal Riley accomplished the feat on March 16, 2008.

Furthermore, in addition to Johnson securing his first Southeastern Conference win on Wednesday night, the Tide also captured its first home win over a ranked team since defeating then-No. 12 Kentucky, 68-66, on Jan. 18, 2011.

Alabama got off to a hot start with a 19-4 run over the first 8:21 that saw Norris sink four three-pointers on his way to 18 first half points. The Albertville, Ala., native hit all five of his three-pointers in the opening stanza to help the Tide take a 35-22 lead to the locker room.

South Carolina would fail to score over the first eight minutes of the second half, as Alabama used a 13-0 run to build a 26-point lead at 48-22 with 14:07 left. Alabama would take its largest lead of the game moments late on a Norris three-pointer to put them up by 27.

Alabama made 13 three-pointers and won the rebounding battle 38-30 to improve to 5-0 this season when outrebounding the opposition.

In addition to his scoring output, Norris led the team with seven rebounds to go along hitting 9-of-16 shots from the field. Justin Coleman scored 14 points, five rebounds and had a game-high six assists, while Shannon Hale added eight points off the bench.

SOUTH CAROLINA 50

Player	FG	3FG	FT	R	TP	A	MIN
Chatkevicius - F	3-7	0-2	0-0	3	6	0	18
Carrera - F	5-10	2-5	2-2	10	14	1	32
Kacinas - F	2-8	0-2	2-4	5	6	1	31
Thornwell - G	1-6	0-3	0-0	2	2	0	31
Dozier - G	0-5	0-1	0-0	1	0	0	15
Stroman	0-2	0-0	0-0	1	0	0	16
Doby	2-2	0-0	0-0	0	4	0	4
Gregory	3-3	1-1	1-3	0	8	1	9
Notice	2-8	0-4	3-3	1	7	3	22
McKie	0-0	0-0	0-0	1	0	3	9
Ragin	0-0	0-0	0-0	0	0	0	2
Cobb	1-2	0-0	0-0	2	2	0	3
Silva	0-0	0-0	1-5	2	1	0	8
TEAM					5		
Totals	19-53	3-18	9-17	33	50	9	200

	Half (22)	Final
FG%	.308 (8-26)	.358
3FG%	.100 (1-10)	.167
FT%	.500 (5-10)	.529

ALABAMA 73

Player	FG	3FG	FT	R	TP	A	MIN
Norris - F	9-16	8-11	1-2	7	27	1	31
Kessens - F	3-7	0-0	0-0	3	6	1	23
Taylor - F	2-3	0-0	1-4	35	5	1	20
Edwards - G	1-5	1-4	0-0	5	3	4	24
Obasohan - G	1-5	0-2	2-4	6	4	2	31
Schaffer	1-1	1-1	0-2	0	3	0	3
Coleman	4-8	1-5	5-5	5	14	6	24
Hale	2-4	2-4	2-2	1	8	0	24
Austin	0-1	0-1	0-0	0	0	1	7
Clark	0-0	0-0	0-0	0	0	0	2
Hall	1-1	0-0	1-2	3	3	0	11
TEAM				5			
Totals	24-51	13-28	12-21	38	73	16	200

	Half (35)	Final
FG%	.481 (13-27)	.471
3FG%	.467 (7-15)	.464
FT%	.250 (2-8)	.571

GAME 16

ALABAMA 63
VANDERBILT 71

Jan. 16, 2016 • Nashville, Tenn.
Memorial Gym • 12,565

Alabama dropped the game at Vanderbilt, 71-63. The Tide connected on just 7-of-20 free throws (32 percent) and 6-of-20 (32 percent) from beyond the arc en route to its 12th loss in its last 13 contests at Memorial Gymnasium.

Alabama kept the game close through the first half. After falling behind early, the Tide used a 6-0 run to tie the game at 14-14 with 9:45 on the clock. Vanderbilt answered with an 8-0 run of its own to take a 23-16 lead. However, Alabama responded with another 6-0 run to pull within one point at the 4:54 mark. The teams were never separated by more than three points again in the first half.

Junior forward Shannon Hale scored 11 of his team-leading 13 points in the first half. Alabama outscored the Commodores 24-6 in the paint, recorded three blocks, and led the rebounding battle 17-14 at halftime.

Vanderbilt began the second half on a 10-1 run to take an 11-point lead, 43-32, with 15:02 left in the game. The Tide trailed by as many as 16 points, 63-47 with 3:02 left, before a late rally trimmed the lead to single digits in the final seconds.

Vanderbilt had a big advantage at the free throw line, hitting 22-of-36 from the charity stripe compared to 7-of-20 free throws made for Alabama. The Tide won the battle of the boards, 39-29, marking the first time it has lost a game when outrebounding the competition (5-1).

Hale's 13 points led the Tide's offense, while Arthur Edwards (12) and Retin Obasohan (10) also finished in double figures. Jimmie Taylor finished with eight points and team highs of nine rebounds and three blocked shots.

ALABAMA 63

Player	FG	3FG	FT	R	TP	A	MIN
Norris - F	2-5	1-2	1-2	2	6	0	29
Kessens - F	1-2	0-0	1-4	4	3	1	14
Taylor - F	4-6	0-0	0-3	9	8	0	28
Edwards - G	4-9	4-8	0-0	4	12	0	24
Obasohan - G	4-8	0-0	2-4	7	10	1	30
Schaffer	0-0	0-0	0-0	0	0	1	1
Coleman	2-4	0-2	0-0	3	4	3	27
Hale	6-14	1-6	0-2	2	13	0	29
Austin	1-2	0-1	1-1	2	3	0	10
Hall	1-2	0-0	2-4	6	4	1	8
TEAM					0		
Totals	25-52	6-19	7-20	39	63	7	200

	Half (31)	Final
FG%	.560 (14-25)	.481
3FG%	.286 (2-7)	.316
FT%	.250 (1-4)	.350

VANDERBILT 71

Player	FG	3FG	FT	R	TP	A	MIN
Kornet - F	3-8	0-2	2-5	6	8	2	32
Robertson - F	4-7	3-4	5-7	11	16	5	36
Jones - C	4-13	0-0	5-8	2	13	1	23
Baldwin IV - G	1-4	0-0	6-9	5	8	5	32
Lachance - G	5-8	5-6	3-3	1	18	1	35
Justice	0-1	0-1	1-2	0	1	0	5
Tove	0-0	0-0	0-0	0	0	0	1
Fisher-Davis	1-2	1-2	0-0	0	3	0	16
Josephs	0-0	0-0	0-0	0	0	0	1
Schic	0-0	0-0	0-0	0	0	0	1
Cressler	0-2	0-1	0-0	0	0	0	5
Henderson	2-4	0-0	0-2	3	4	0	13
TEAM					1		
Totals	20-49	9-16	22-36	29	71	14	200

	Half (33)	Final
FG%	.370 (10-27)	.408
3FG%	.444 (4-9)	.563
FT%	.600 (9-15)	.611

GAME 17

ALABAMA 77
AUBURN 83

Jan. 19, 2016 • Auburn, Ala.
Auburn Arena • 9,121

Alabama fell to Auburn, 83-77, in front of a sold out crowd at Auburn Arena. Senior guard Retin Obasohan recorded his team-leading sixth 20-point game of the season, going for a career-high 27 points in the losing effort.

The Crimson Tide had three starters foul out of the contest in Jimmie Taylor, Michael Kessens and Arthur Edwards. Both Alabama (29) and Auburn (24) were whistled for a combined 53 fouls resulting in 40 free throw attempts by the Tigers and 28 for the Tide. Auburn finished the game outscoring Alabama by nine points at the free throw line (28-19).

Auburn was able to take the lead for good thanks to a 6-0 run over 1:11 to take a 58-51 lead with 13:39 left. Alabama was able to cut the lead to two points, but could not get any closer. In all, the game featured nine lead changes and six ties and neither team led by more than seven points in the second half.

The Tide started the game off well. After going down 10-2 in the early minutes, Alabama used a 22-4 run over a span of 8:24 to take a 24-14 lead - the largest lead of the game for either team. Auburn quickly answered with eight consecutive points, all on free throws, on its way to an 11-0 spurt that would see the Tigers regain the lead. The teams were separated by just three points at halftime, with the Tide trailing 40-37.

Obasohan, who has reached the 20-point mark in six of his last 11 games, was joined in double figures by junior forward Shannon Hale, who finished with 13 points off the bench. Junior Jimmie Taylor recorded a team-leading eight rebounds to go along with eight points before fouling out with just under five minutes to play. Sophomore guard Justin Coleman added nine points and a team-high five assists.

ALABAMA 77

Player	FG	3FG	FT	R	TP	A	MIN
Norris - F	3-10	2-8	1-2	2	9	0	35
Kessens - F	3-3	0-0	0-0	3	6	0	19
Taylor - F	3-6	0-0	2-6	8	8	0	18
Edwards - G	1-4	0-3	0-0	4	2	1	26
Obasohan - G	8-17	3-6	8-10	6	27	1	36
Coleman	2-7	0-3	5-6	4	9	5	27
Hale	4-11	2-8	3-4	4	13	2	28
Austin	1-2	1-2	0-0	0	3	0	5
Hall	0-0	0-0	0-0	3	0	0	6
TEAM	4						
Totals	25-60	8-30	19-28	38	77	9	200

FG%	Half (37)	Final
	.429 (12-28)	.417
3FG%	.313 (5-16)	.267
FT%	.667 (8-12)	.679

AUBURN 83

Player	FG	3FG	FT	R	TP	A	MIN
Bowers - F	6-11	2-5	6-10	18	20	2	32
Harris - F	2-10	1-3	9-12	3	14	0	29
Granger - F	2-4	1-3	0-0	0	5	1	26
Canty - G	7-11	5-8	6-7	2	25	3	35
Lang - G	2-6	1-5	6-9	3	11	1	31
Spencer	2-6	0-0	1-2	8	5	1	15
Brown	1-8	1-6	0-0	3	3	1	23
Keim	0-0	0-0	0-0	0	0	0	4
Waddell	0-0	0-0	0-0	0	0	0	4
Williams	0-0	0-0	0-0	0	0	0	1
TEAM	5						
Totals	22-56	11-30	28-40	42	83	9	200

FG%	Half (40)	Final
	.400 (10-25)	.393
3FG%	.467 (7-15)	.367
FT%	.813 (13-16)	.700

GAME 18

LSU 72
ALABAMA 70

Jan. 23, 2016 • Tuscaloosa, Ala.
Coleman Coliseum • 15,383

Alabama lost in the final seconds to LSU, 72-70, in front of a sold out crowd at Coleman Coliseum. Senior guard Retin Obasohan finished 20 points, but his final layup to tie the game came up short.

With the score tied at 70, Tim Quarterman made a put-back layup to give LSU a two-point lead with 33.7 seconds on the clock. Obasohan missed his first attempt at a game-tying layup, but created a tie-up with the LSU defenders to force a jump ball and keep the ball from alternating possession with 17.1 seconds left. After a timeout, Obasohan had a second chance to send the game to overtime, but his shot missed and the Tigers secured the rebound.

Obasohan added five rebounds and a team-leading four assists to his 20-point total. It was his team-leading seventh 20-point performance on the season. Edwards matched his career high with 17 points, while Norris finished with his third career double-double, recording 10 points and a team-leading 10 rebounds.

Alabama finished the first half on a 22-9 run over the last eight-plus minutes to take a 41-36 lead to the locker room. Arthur Edwards scored seven points over the run and finished the half with 14.

Midway through the second half, the Tide took a 60-54 lead, its largest of the contest. The Tigers immediately answered with a 6-0 run to tie the game, and the teams were never separated by more than three points again. The game featured six ties and 11 lead changes. Alabama dropped its first one possession game this season (3-1) and is now 4-2 in games decided by four points or less.

The loss snaps Alabama's 10-game home winning streak against LSU, which dated back to a 60-54 defeat to the Tigers on Jan. 31, 2004.

LSU 72

Player	FG	3FG	FT	R	TP	A	MIN
Simmons - F	9-15	0-0	5-9	8	23	5	33
Victor II - F	4-15	0-0	3-3	5	11	0	27
Hornsby - G	5-6	2-3	0-0	2	12	0	29
Gray - G	0-0	0-0	0-0	2	0	1	8
Patterson - G	2-5	1-4	0-0	4	5	3	32
Blakeney	5-8	0-2	0-0	5	10	0	26
Robinson III	0-0	0-0	0-0	0	0	0	2
Bridgewater	0-0	0-0	0-0	0	0	0	1
Epps	0-1	0-0	0-0	0	0	0	3
Malone	0-0	0-0	0-0	2	0	1	7
Quarterman	4-9	1-1	2-2	9	11	4	32
TEAM	2						
Totals	29-59	4-10	10-14	39	72	14	200

FG%	Half (36)	Final
	.484 (15-31)	.492
3FG%	.333 (2-6)	.400
FT%	.571 (4-7)	.714

ALABAMA 70

Player	FG	3FG	FT	R	TP	A	MIN
Norris - F	4-5	2-2	0-1	10	10	1	33
Taylor - F	3-5	0-0	2-4	3	8	1	20
Hale - F	2-10	1-8	2-3	3	7	4	34
Edwards - G	5-11	3-7	4-4	4	17	1	35
Obasohan - G	7-14	3-3	3-5	5	20	4	32
Kessens	1-3	0-0	1-2	3	3	0	19
Coleman	1-6	1-4	0-0	0	3	0	17
Austin	0-1	0-1	0-0	1	0	0	3
Hall	1-3	0-0	0-0	4	2	0	7
TEAM	1						
Totals	24-58	10-25	12-19	34	70	11	200

FG%	Half (41)	Final
	.433 (13-30)	.414
3FG%	.333 (5-15)	.400
FT%	.667 (10-15)	.632

GAME 19

TENNESSEE 57
ALABAMA 63

Jan. 26, 2016 • Tuscaloosa, Ala.
Coleman Coliseum • 11,429

Alabama used a 16-2 run over the final four minutes and finished with an improbable 63-57 victory over Tennessee. UA trailed 48-33 with 13:54 left, but outscored the Volunteers 30-9 the rest of the way to snap a three-game losing streak.

Retin Obasohan finished with a game-high 22 points, while Shannon Hale added a season-high 20 points en route to the victory.

The Tide got off to a rough start, scoring just four points in the first 10 minutes of the game, which allowed the Volunteers to take a 16-4 lead. However, Alabama ended the half on a 14-6 run to pull within one point at the break, 25-24. The Tide overcame a first half that featured 11 turnovers and just 18 percent shooting from beyond the arc.

Alabama immediately scored out of the break, but Tennessee used a 21-5 run over the next 4:52 to take a commanding 48-33 lead with 13:54 remaining in the contest. But the tide turned as Hale scored 10 straight points for a 10-0 Alabama run to pull Alabama within five points. After a Tennessee timeout, the momentum continued when Obasohan scored consecutive buckets, the last coming in the form of an electric dunk that sent the 11,429 fans into a frenzy. The 14-0 run pulled Alabama within one point, 48-47.

After the Tide had a couple of chances to take the lead, Tennessee, which was 0-of-12 from the field during the run, answered with a 7-0 push of its own to take a 55-47 lead with 4:16 left.

But the Tide showed resiliency as it finished the game on 16-2 run to result in the final score. Graduate senior Arthur Edwards gave his team the lead for good on a three-pointer with 38 seconds remaining. The Alabama defense then held, and Obasohan finished the game with an and-1, converting a layup and the ensuing free throw.

Riley Norris finished with a career-high 13 rebounds and three steals to go along with six points.

TENNESSEE 57

Player	FG	3FG	FT	R	TP	A	MIN
Moore - F	3-8	1-3	0-0	11	7	4	39
Schofield - F	4-10	2-7	0-0	6	10	0	21
Punter - G	5-14	3-9	2-2	2	15	1	27
Hubbs III - G	5-12	0-2	3-3	3	13	1	35
Baulkman - G	0-8	0-6	0-0	5	0	4	38
Alexander	1-2	0-0	0-0	3	2	0	11
Mostella	2-9	1-5	0-0	0	5	0	13
Reese	1-1	0-0	0-0	1	2	1	12
Phillips	1-1	1-1	0-0	0	3	0	4
TEAM	7						
Totals	22-65	8-33	5-5	38	57	11	200

FG%	Half (25)	Final
	.345 (10-29)	.338
3FG%	.231 (3-13)	.242
FT%	1.000 (2-2)	1.000

ALABAMA 63

Player	FG	3FG	FT	R	TP	A	MIN
Norris - F	3-10	0-3	0-0	13	6	1	35
Taylor - F	0-1	0-0	1-2	1	1	0	11
Hale - F	5-17	1-4	9-10	8	20	0	31
Edwards - G	3-9	2-7	0-0	4	8	0	33
Obasohan - G	10-16	1-5	1-1	1	22	5	39
Kessens	1-1	0-0	0-0	4	2	0	22
Coleman	0-2	0-1	0-0	1	0	1	11
Austin	0-1	0-1	0-0	0	0	0	4
Hall	2-3	0-0	0-0	6	4	1	14
TEAM	4						
Totals	24-60	4-21	11-13	42	63	1	200

FG%	Half (24)	Final
	.357 (10-28)	.400
3FG%	.182 (2-11)	.190
FT%	1.000 (2-2)	.846

GAME 20

ALABAMA 64
SOUTH CAROLINA 78

Jan. 30, 2016 • Columbia, S.C.
Colonial Life Arena • 18,000

Alabama got into foul trouble early at South Carolina and lost on the road, 78-64, in front of a sold out crowd at Colonial Life Arena. Retin Obasohan, who was one of four Crimson Tide players to foul out of the contest, finished with a game-high 23 points in the losing effort.

Alabama struggled early, shooting just 25 percent from the field and 23 percent from deep in the first half. The Tide did briefly take the lead at 20-19, but South Carolina finished the half on a 16-6 run over the last 8:32. At the half, the Tide trailed, 35-26, and had turned the ball over nine times.

Out of the break, the Tide pulled within five points (45-40), but the Gamecocks used a 9-2 run to open up a 12-point lead. Another Gamecocks run pushed the score to 60-45 with 8:53 to play.

The Tide never surrendered as Obasohan sparked a 16-7 Alabama run, while scoring 14 straight points for the Tide along the way. The run pulled Alabama to within six points, trailing 67-61 with 4:23 to play.

However, South Carolina's Michael Carrera hit a three pointer which began a 7-0 run to take a 74-61 lead and seal their victory.

The Tide was outscored from the charity stripe 28-18 as the Gamecocks took advantage of 46 free throw attempts, compared to 25 for Alabama. The Gamecocks outscored the Tide 14-4 in points off turnovers and won the rebounding battle 50-41.

In addition to Obasohan's team-leading ninth game of 20 or more points, Shannon Hale added 16 and Riley Norris had 11. Obasohan also added team highs of six rebounds, four assists and three steals.

ALABAMA 64

Player	FG	3FG	FT	R	TP	A	MIN
Norris - F	4-12	3-7	0-0	6	11	1	37
Taylor - F	0-1	0-0	0-0	4	0	0	14
Hale - F	5-17	2-9	4-4	2	16	1	23
Edwards - G	2-8	0-4	3-4	5	7	1	35
Obasohan - G	6-10	1-2	10-13	6	23	4	29
Schaffer	0-0	0-0	0-0	0	0	0	1
Kessens	1-4	0-0	1-2	6	3	0	21
Coleman	0-5	0-2	0-0	1	0	4	20
Austin	0-0	0-0	0-0	1	0	0	7
Clark	0-0	0-0	0-0	0	0	0	1
Hall	2-3	0-0	0-2	6	4	1	12
TEAM	4						
Totals	20-60	6-24	18-25	41	64	12	200

FG%	Half (26)	Final
	.250 (7-28)	.333
3FG%	.231 (3-13)	.250
FT%	.750 (9-12)	.720

SOUTH CAROLINA 78

Player	FG	3FG	FT	R	TP	A	MIN
Carrera - F	3-12	2-5	12-14	11	20	3	31
Kacinas - F	3-9	1-5	1-3	6	8	3	33
Silva - F	4-4	0-0	4-6	6	12	1	21
Thornwell - G	4-9	2-3	4-4	7	14	0	37
Dozier - G	3-9	0-2	1-3	5	7	2	17
Stroman	0-4	0-0	1-2	6	1	0	18
Doby	0-2	0-0	0-0	0	0	0	3
Notice	2-6	1-3	2-6	3	7	0	28
Chatkevicius	3-5	0-1	2-4	4	8	1	11
Cobb	0-0	0-0	1-4	1	1	0	1
TEAM	1						
Totals	22-60	6-19	28-56	50	78	10	200

FG%	Half (35)	Final
	.379 (11-29)	.367
3FG%	.400 (4-10)	.316
FT%	.474 (9-19)	.609

GAME 21

ALABAMA 82
MISSISSIPPI STATE 80

Feb. 2, 2016 • Starkville, Miss.
Humphrey Coliseum • 6,265

Retin Obasohan recorded 25 points and a career-best eight assists to lead Alabama to an 82-80 overtime victory at Mississippi State. It was the sixth consecutive win in the series for the Crimson Tide, the longest streak in the series since winning six straight from 1985-87. It is also the fourth victory in the last five trips to Humphrey Coliseum.

Obasohan scored 16 points in the first half en route to his fifth straight game of 20 or more points. Riley Norris had 16 points, while Justin Coleman added 15 points.

The Tide led throughout the opening half and took a 38-34 lead at half. With UA leading 43-42 at the 15:10 mark, a Coleman lead sparked an 8-0 to give UA its biggest lead of the game, 51-42. However, MSU responded with 14-0 run for their first lead of the game to take a 56-51 lead with 8:53 remaining.

State led by as many as seven (64-57) with five minutes left, but Alabama rallied tie the game at 65-65 with 1:43 left. Each team scored once more before the final minute.

The Bulldogs scored four straight points, but the Tide evened the score at 73-73. Alabama then went ahead 76-74 thanks to a three-point play by Obasohan with 2:05 to play. Coleman made another shot from deep after the Bulldogs tied the score at 76-76. Alabama went 3-of-4 from the free throw line, two makes from Coleman and one by Norris, in the last nine seconds to ice the victory.

For the game, the Tide shot 27-of-58 (46.6 percent), including 11-of-29 from beyond the arc. Mississippi State was 33-for-71 (46.5 percent) from the floor, but just 3-for-18 from deep. Alabama grabbed 40 rebounds compared to 39 for the Bulldogs, but the Tide committed 20 turnovers to only 12 by Mississippi State.

ALABAMA 82

Player	FG	3FG	FT	R	TP	A	MIN
Norris - F	4-11	4-8	4-8	5	16	1	39
Kessens - F	1-2	0-0	0-0	4	2	2	25
Taylor - F	3-3	0-0	2-4	6	8	1	36
Edwards - G	5-12	2-7	0-0	4	12	0	30
Obasohan - G	8-17	2-8	7-10	5	25	8	43
Schaffer	0-0	0-0	0-0	0	0	0	3
Coleman	4-9	3-5	4-4	4	15	2	25
Austin	2-3	0-1	0-1	3	4	0	18
Hall	0-1	0-0	0-0	5	0	0	6
TEAM							4
Totals	27-58	11-29	17-27	40	82	14	225

	Half (38)	Final
FG%	.517 (15-29)	.466
3FG%	.364 (4-11)	.379
FT%	.800 (4-5)	.630

MISSISSIPPI STATE 80

Player	FG	3FG	FT	R	TP	A	MIN
Daniels - F	5-9	1-4	0-0	7	11	0	23
Holman - F	1-2	0-1	0-0	1	2	0	12
Weatherpoon - G	2-9	0-3	4-4	6	8	1	41
Newman - G	1-4	0-1	1-2	2	3	1	25
Sword - G	4-10	0-2	2-3	7	10	6	36
Thomas	4-9	1-6	0-0	2	9	1	21
Zupardo	0-1	0-0	0-0	0	0	0	3
Ready	4-11	1-1	0-0	3	9	4	35
Ware	12-16	0-0	4-7	6	28	1	29
TEAM							5
Totals	33-71	3-18	11-16	39	80	14	225

	Half (34)	Final
FG%	.438 (14-32)	.465
3FG%	.125 (1-8)	.167
FT%	.714 (5-7)	.688

GAME 22

MISSOURI 71
ALABAMA 80

Feb. 6, 2016 • Tuscaloosa, Ala.
Coleman Coliseum • 15,383

Alabama led by as many as 24 points and went on to defeat Missouri, 80-71, in front of a sellout crowd at Coleman Coliseum. Five Crimson Tide players scored double-digit points, led by sophomore forward Riley Norris' 18-point day.

In addition to Norris' scoring output, senior guard Retin Obasohan tallied 16 points to go along with a game-high seven rebounds and four assists on the night. Sophomore guard Justin Coleman had his second straight solid outing, finishing with 14 points and a team-leading five assists.

The Tide took control of the game early with a 15-2 run midway through the first half. The run turned a 16-16 tie into a 31-18 lead for Alabama. The Tide outrebounded Missouri 20-13 in the first half and turned the ball over just three times en route to taking a 40-28 lead into the locker room.

Out of the break, the teams traded baskets until Alabama went on a 10-0 run to extend its lead to the largest of the lead, 67-43, with 9:28 remaining.

However, the Tigers never gave up and responded with an 8-0 spurt to cut the Alabama lead to 67-51. Missouri eventually cut the lead to single digits down the stretch, but could not overcome the Tide's advantage.

Alabama shot 47 percent from the field and 50 percent in the second half. The team blocked nine shots with Jimmie Taylor and Donta Hall each recording four swats. Alabama finished with 21 second chance points.

Arthur Edwards (11) and Jimmie Taylor (11) also finished in double figures. It was the second time this season that Alabama has had five players score in double-figures. Both Taylor and Donta Hall blocked four shots on the night.

MISSOURI 71

Player	FG	3FG	FT	R	TP	A	MIN
Puryear - F	9-17	2-3	2-2	6	22	0	30
Rosburg - F	7-12	0-0	3-3	7	17	0	23
Phillips - G	1-5	0-2	0-0	2	2	3	33
Wright - G	1-7	0-5	6-6	3	8	0	27
Clark - G	2-7	0-1	4-5	3	8	3	32
Isabell	3-4	0-0	4-6	1	10	1	14
Walton	0-0	0-0	0-0	1	0	1	6
Wolf	0-1	0-1	0-0	3	0	0	12
VanLeer	1-4	1-4	1-2	0	4	0	24
TEAM							4
Totals	24-57	3-16	20-24	30	71	8	200

	Half (28)	Final
FG%	.375 (9-24)	.421
3FG%	.200 (2-10)	.188
FT%	.889 (8-9)	.833

ALABAMA 80

Player	FG	3FG	FT	R	TP	A	MIN
Norris - F	5-11	3-8	5-6	5	18	1	34
Kessens - F	3-4	0-0	2-3	5	8	2	23
Taylor - F	4-5	0-0	3-6	5	11	0	21
Edwards - G	3-9	3-8	2-5	4	11	1	26
Obasohan - G	6-8	2-3	2-3	7	16	4	25
Schaffer	0-3	0-3	2-2	0	2	0	6
Coleman	4-9	1-4	5-6	3	14	5	30
Austin	0-4	0-2	0-0	2	0	0	15
Clark	0-0	0-0	0-0	0	0	0	1
Hall	0-0	0-0	0-2	6	0	1	20
TEAM							1
Totals	25-53	9-28	21-33	38	80	14	200

	Half (40)	Final
FG%	.448 (13-29)	.472
3FG%	.294 (5-17)	.321
FT%	.643 (9-14)	.636

GAME 23

NO. 15 TEXAS A&M 62
ALABAMA 63

Feb. 10, 2016 • Tuscaloosa, Ala.
Coleman Coliseum • 11,086

Alabama upset No. 15/13 Texas A&M, winning 63-62 in Coleman Coliseum. With the win the Tide has now defeated four teams ranked in the AP Top 25 in the regular season for the first time since 2001-02.

Alabama built an 11-point lead with 6:34 to play, but the Aggies battled back to pull within one in the final seconds. Texas A&M guard Anthony Collins had a chance to win the game or send it to overtime, but Collins, a 93 percent free throw shooter for year entering the contest, missed both free throws with just two seconds on the clock. The Tide then ran out the clock to seal the victory.

Retin Obasohan led the team with 16 points five assists and three steals. He now has 11 double-digit scoring games in the last 12 contests. Donta Hall grabbed a season-high 10 rebounds to go along with six points and a pair of steals in 21 minutes of action.

Alabama was down early, but used a 14-4 run over the final 9:13 of the first half to take a 32-27 lead at half. Riley Norris scored all 11 of his points in the first half. Both teams shot well in the opening frame, sinking a combined 11 three-pointers.

Texas A&M regained the lead three minutes into the second half, going up 38-37. However, Alabama immediately answered with an 8-0 run and would never trail again. The Tide held the Aggies scoreless for nearly five minutes during the run. With 9:04 to play, Alabama used a 7-0 run to extend its lead to 58-47 - its largest lead of the game.

Then the Aggies rallied, using a 15-5 run over the final six and a half minutes to pull within one point and setting the stage for the dramatic finish.

TEXAS A&M 62

Player	FG	3FG	FT	R	TP	A	MIN
Jones - F	6-13	2-3	7-8	7	21	0	35
Davis - C	3-5	0-0	0-0	5	6	0	25
Collins - G	3-8	3-5	2-4	1	11	5	30
Caruso - G	1-2	0-0	0-0	3	2	3	30
House - G	3-7	1-4	5-8	8	12	0	34
Hogg	0-2	0-0	0-0	0	0	0	13
Gilder	1-2	0-1	2-3	0	4	0	13
Trocha-Morelos	2-5	2-4	0-0	2	6	0	16
Miller	0-1	0-0	0-0	1	0	0	4
TEAM							2
Totals	1-45	8-17	16-23	29	62	8	200

	Half (27)	Final
FG%	.400 (10-25)	.422
3FG%	.625 (5-8)	.471
FT%	.500 (2-4)	.696

ALABAMA 63

Player	FG	3FG	FT	R	TP	A	MIN
Norris - F	4-8	3-6	0-0	5	11	0	33
Kessens - F	1-3	0-0	1-2	2	3	0	13
Taylor - F	1-1	0-0	2-2	3	4	1	14
Edwards - G	3-8	2-6	0-0	4	8	2	28
Obasohan - G	6-15	0-3	4-7	2	16	5	38
Coleman	0-5	0-3	2-2	2	2	2	29
Hale	4-9	2-5	0-0	3	10	0	18
Austin	1-2	1-2	0-0	1	3	0	6
Hall	2-4	0-0	2-6	10	6	0	21
TEAM							4
Totals	22-55	8-25	11-16	36	63	10	200

	Half (32)	Final
FG%	.462 (12-26)	.400
3FG%	.400 (6-15)	.320
FT%	.500 (2-4)	.688

GAME 24

ALABAMA 61
FLORIDA 55

Feb. 13, 2016 • Gainesville, Fla.
O'Connell Center • 12,045

Alabama defeated Florida on the road on, 61-55. The win snapped an 11-game losing streak to the Gators and also marks the first time the Tide has won in Gainesville since Feb. 25, 1995 (10 straight losses).

The Tide had to overcome adversity to clinch its fourth straight win and fifth win over its last six games. Leading 48-44 with 5:35 to play, senior Retin Obasohan was charged with his fifth foul.

Arthur Edwards fouled out just 13 seconds later, but Alabama responded by holding Florida to 0-of-6 from the field over the next two minutes. In doing so, Alabama was able to extend its lead going on a 9-4 run over the next 5:03 to stretch its lead to 57-49 with 39 seconds remaining.

Obasohan was one of four Alabama players to reach double-figures with a game-high 15 points to go along with team highs of seven rebounds and two assists. Junior Jimmie Taylor had a big game as he finished with 11, including a couple of thunderous dunks late in the game, to go along with five blocked shots. Sophomore Justin Coleman and junior Shannon Hale each added 10 points off the bench.

Coleman ended the first half with a buzzer-beating three-pointer as Alabama trailed by four at halftime, 27-23. Both teams shot just 30 percent in the opening frame (9-of-30). Florida outrebounded the Tide 26-18 with 10 offensive rebounds.

The Tide pulled even with the Gators early in the second half, but would not take a lead until midway through the half. A 7-0 run over 2:16 gave Alabama a six-point lead, up 47-41, with 6:34 to play.

ALABAMA 61

Player	FG	3FG	FT	R	TP	A	MIN
Norris - F	2-8	1-3	2-2	6	7	2	35
Kessens - F	2-2	0-0	0-3	2	4	1	13
Taylor - F	5-7	0-0	1-3	4	11	2	27
Edwards - G	2-6	0-2	0-0	1	4	1	22
Obasohan - G	6-16	1-1	2-6	7	15	2	31
Schaffer	0-0	0-0	0-0	0	0	0	1
Coleman	2-5	2-4	4-4	2	10	1	26
Hale	2-5	1-1	5-6	2	10	1	25
Austin	0-1	0-1	0-0	2	0	0	9
Hall	0-0	0-0	0-0	3	0	0	12
TEAM							6
Totals	21-50	5-12	14-24	35	61	10	200

	Half (23)	Final
FG%	.300 (9-30)	.420
3FG%	.429 (3-7)	.417
FT%	1.000 (2-2)	.583

FLORIDA 55

Player	FG	3FG	FT	R	TP	A	MIN
Robinson - F	0-5	0-3	2-2	12	2	0	26
Finney-Smith - F	3-8	0-2	6-7	9	12	0	34
Egbunu - C	2-9	0-0	6-14	11	10	0	32
Allen - G	5-12	1-5	1-2	4	12	2	34
Chiozza - G	3-12	0-4	1-2	4	7	2	28
Hill	1-3	0-1	0-0	1	2	0	8
Francis-Ramirez	0-3	0-2	0-0	1	0	1	10
Hayes	0-0	0-0	0-0	0	0	0	6
Leon	4-11	2-4	0-0	5	10	0	21
Rimmer	0-0	0-0	0-0	1	0	0	1
TEAM							6
Totals	18-63	3-21	16-27	54	55	5	200

	Half (27)	Final
FG%	.300 (9-30)	.286
3FG%	.222 (2-9)	.143
FT%	.778 (7-9)	.593

GAME 25

ALABAMA 76
FLORIDA 69

Feb. 17, 2016 • Baton Rouge, La.
Pete Maravich Assembly Center • 10,703

Alabama defeated Florida on the road on, 61-55. The win snapped an 11-game losing streak to the Gators and also marks the first time the Tide has won in Gainesville since Feb. 25, 1995 (10 straight losses).

Senior Retin Obasohan scored a career-high 35 points, including 23 in the second half, to lead the Alabama men's basketball to an impressive 76-69 victory over league-leaders LSU on Wednesday night in Baton Rouge, La. Obasohan, who also eclipsed the 1,000-point mark for his career, became the first Crimson Tide player to score 35 points in a game since Trevor Releford went for 35 in triple overtime at LSU on Feb. 23, 2013.

Obasohan was not the only Alabama player to shine, as Justin Coleman scored 21 points on the strength of a career-best five three pointers, while Arthur Edwards scored 12 points. Combined, the trio accounted for 68 of the Tide's 76 points on the night.

Alabama used two second half runs to take control of the game. Down 46-38 with 15:49 to play, the Tide used a 10-1 run to take its first lead in the second half. Obasohan scored his 1,000th career point on an 18-foot jumper with 5:54 left to tie the game at 53-53. Later in the half, a 7-0 run at the 3:26 mark gave Alabama control of the game, 69-62.

LSU built a first half lead on the back of a 13-3 run over four-plus minutes and took a 36-31 lead to the locker room.

Obasohan finished 11-of-18 from the field and a perfect 11-of-11 at the foul throw line. Sophomore Riley Norris also played impressively, as he recorded a career-high 16 rebounds.

ALABAMA 76

Player	FG	3FG	FT	R	TP	A	MIN
Kessens - F	0-0	0-0	0-0	3	0	0	13
Taylor - F	2-4	0-0	0-0	5	4	0	25
Norris - F	1-7	0-4	0-0	16	2	0	35
Edwards - G	4-9	4-9	0-0	3	12	2	35
Obasohan - G	11-18	2-7	11-11	4	35	3	35
Coleman	6-10	5-8	4-5	1	21	5	26
Hale	1-6	0-5	0-0	2	2	0	19
Austin	0-0	0-0	0-0	0	0	0	2
Hall	0-0	0-0	0-0	4	0	0	10
TEAM				1			
Totals	25-54	11-33	15-18	39	76	10	200

	Half (31)	Final
FG%	.414 (12-29)	.463
3FG%	.278 (5-18)	.333
FT%	1.000 (2-2)	.883

LSU 69

Player	FG	3FG	FT	R	TP	A	MIN
Simmons - F	5-10	0-0	10-19	10	20	3	38
Victor II - F	7-13	0-0	7-8	7	21	1	30
Blakeney - C	1-6	0-2	1-4	4	3	4	36
Hornsby - G	6-12	4-8	2-2	5	18	1	38
Quarterman - G	2-10	1-8	0-0	5	5	2	31
Robinson III	0-1	0-0	0-2	0	0	0	6
Gray	0-2	0-1	0-0	0	0	2	9
Patterson	1-2	0-1	0-0	0	2	3	10
Epps	0-1	0-0	0-0	1	0	0	2
TEAM				2			
Totals	22-57	5-20	20-35	34	69	16	200

	Half (36)	Final
FG%	.438 (14-32)	.386
3FG%	.222 (2-9)	.250
FT%	.667 (6-9)	.571

GAME 26

MISSISSIPPI STATE 67
ALABAMA 61

Feb. 20, 2016 • Tuscaloosa, Ala.
Coleman Coliseum • 15,383

Alabama fell to Mississippi State, 67-61, in front of a sellout crowd at Coleman Coliseum. Shannon Hale finished with a season-high 22 points, but a late run by the Bulldogs helped snap a six-game losing streak to the Tide in the series.

Playing in front of its fourth home sellout of the season, Alabama cut the Mississippi State lead to one point, 58-57, late in the contest. However, the Bulldogs went on 9-4 run the rest of the way to seal the win.

Retin Obasohan scored 22 points to go along with six rebounds and three steals. It marked his 12th game of scoring 20 or more points and 20th double-figure scoring game of the year. Combined, Obasohan and Hale scored 44 of Alabama's 61 points.

The Bulldogs pulled away with a 15-3 run over 9:19 in the first half to take a 27-18 lead with 3:28 on the clock. Alabama battled back and Obasohan hit a buzzer-beating shot to trim the Bulldogs lead to 32-29.

The second half began with a pair of technical fouls on each team. Mississippi State's Gavin Ware was called for the first one with 17:46 to play. Just 15 seconds later, Alabama head coach Avery Johnson was whistled for his first technical foul of the season. That seemed to ignite the Tide, as it used a 7-0 run to pull within one point at 41-40 with 14:42 remaining.

However, Mississippi State immediately answered with a 6-0 run of their own to stretch its lead back up to seven, 48-41, with 11:02 left.

Trailing 58-51 with 6:05 left, Alabama refused to go away and rallied for six consecutive points late to make it a one point game with 4:27 to play. But the Tide could not get any closer as Mississippi State claimed its first win in Tuscaloosa since Jan. 19, 2008.

MISSISSIPPI STATE 67

Player	FG	3FG	FT	R	TP	A	MIN
Ware - F	5-8	0-0	2-2	3	12	1	17
Weatherpoon - G	5-10	3-4	2-3	4	15	0	37
Ready - G	4-7	0-1	2-4	1	10	3	29
Daniels - G	1-2	0-0	1-2	6	3	0	27
Sword - G	5-13	2-7	1-2	4	13	3	37
Thomas	3-7	1-2	0-0	3	7	1	22
Zuppardo	1-3	0-2	0-0	4	2	0	18
Patterson	0-0	0-0	0-0	0	0	0	1
Holman	2-3	1-1	0-2	3	5	0	13
TEAM				5			
Totals	26-53	7-17	8-15	33	67	8	200

	Half (32)	Final
FG%	.480 (12-25)	.491
3FG%	.444 (4-9)	.412
FT%	.571 (4-7)	.533

ALABAMA 61

Player	FG	3FG	FT	R	TP	A	MIN
Norris - F	0-0	0-0	0-0	4	0	0	24
Kessens - F	0-0	0-0	0-0	2	0	1	13
Taylor - F	4-4	0-0	0-3	5	8	0	22
Edwards - G	2-11	1-7	0-0	7	5	1	35
Obasohan - G	8-18	1-4	5-8	6	22	3	39
Coleman	0-2	0-2	1-3	2	1	3	24
Hale	7-15	4-8	4-5	5	22	0	26
Austin	0-1	0-0	0-0	0	0	0	2
Hall	1-1	0-0	1-2	4	3	0	15
TEAM				1			
Totals	22-52	6-21	11-21	36	61	8	200

	Half (29)	Final
FG%	.400 (10-25)	.423
3FG%	.400 (4-10)	.286
FT%	.625 (5-8)	.524

GAME 27

ALABAMA 53
NO. 16 KENTUCKY 78

Feb. 23, 2016 • Lexington, Ky.
Rupp Arena • 24,262

Alabama fell to No. 16/14 Kentucky, 78-53, in front of a sellout crowd in Rupp Arena. Retin Obasohan finished with a game-high 29 points, which marked his 12th game scoring 20 or more points this season.

Kentucky, which entered the game in first place in the Southeastern Conference, used two runs to build a big lead. Over the last nine minutes of the first half, the Wildcats used a 16-2 run to turn a 17-15 contest into a 33-17 lead. Obasohan ended the half with a buzzer-beating layup and had 15 points at the break. Midway through the second half, Kentucky used an 11-1 run over three minutes to push the score to 55-33 with 11:03 to play. Alabama would never get closer than 14 points after that.

Obasohan scored over half the Tide's points, outscoring his teammates 29-24. He finished 9-of-13 from the field and 10-for-12 at the free throw line. Justin Coleman added eight points, while Brandon Austin put up six. Donta Hall led the team with eight rebounds.

The Tide shot just 26 percent from the field in the first half and was whistled for 14 fouls. Alabama finished the game 17-of-48 from the field. Kentucky went to the free throw line 28 times, where they scored 22 points.

Alabama lost the rebounding battle 41-29 and was outscored 40-22 in the paint. The Tide also turned the ball over a dozen times. The Wildcats scored on 60 percent of their possessions while holding Alabama to just 35 percent.

ALABAMA 53

Player	FG	3FG	FT	R	TP	A	MIN
Norris - F	1-5	1-3	0-0	4	3	1	23
Taylor - F	1-3	0-0	1-2	1	3	1	22
Hale - F	0-4	0-1	2-4	2	2	1	27
Edwards - G	0-3	0-2	0-0	2	0	0	20
Obasohan - G	9-13	1-1	10-12	5	29	1	31
Schaffer	0-1	0-1	0-0	0	0	0	2
Kessens	0-2	0-1	0-0	5	0	1	17
Coleman	3-11	2-4	0-0	2	8	1	32
Austin	2-3	2-2	0-0	0	6	0	11
Clark	0-0	0-0	0-0	0	0	0	2
Hall	1-3	0-0	0-0	8	2	0	13
TEAM				0			
Totals	17-48	6-15	13-18	29	53	6	200

	Half (21)	Final
FG%	.261 (6-23)	.354
3FG%	.400 (2-5)	.400
FT%	.875 (7-8)	.722

KENTUCKY 78

Player	FG	3FG	FT	R	TP	A	MIN
Lee - F	3-5	0-0	0-0	12	6	2	31
Humphries - F	2-5	0-0	0-0	4	4	1	21
Ulis - G	5-13	0-3	9-11	5	19	10	36
Briscoe - G	4-11	0-1	2-3	4	10	1	33
Murray - G	7-14	2-5	7-8	4	23	0	37
Labissiere	1-3	0-0	0-0	2	2	0	9
Matthews	0-0	0-0	0-0	2	0	0	5
Mulder	0-1	0-0	0-0	1	0	0	2
Poythress	5-6	0-0	4-6	1	14	0	17
Floreal	0-0	0-0	0-0	2	0	0	2
Hawkins	0-1	0-1	0-0	0	0	1	7
TEAM				4			
Totals	27-59	2-10	22-28	41	78	15	200

	Half (33)	Final
FG%	.379 (11-29)	.458
3FG%	.167 (1-6)	.200
FT%	.769 (10-13)	.786

RADIO-TV CHART



0
6-7 • 225 • Jr. Forward
NICK KING
Memphis, Tenn.
(Memphis)




1
6-7 • 203 • So. Forward
RILEY NORRIS
Albertville, Ala.
(Albertville HS)



2
5-11 • 160 • Fr. Guard
LAWSON SCHAFFER
Cullman, Ala.
(Cullman HS)



3
6-9 • 228 • Jr. Forward
MICHAEL KESSENS
Nyon, Switzerland
(Longwood)



4
6-6 • 217 • Sr.-TR Guard
ARTHUR EDWARDS
Washington, D.C.
(New Mexico)




5
5-10 • 168 • So. Guard
JUSTIN COLEMAN
Birmingham, Ala.
(Wenonah HS)



10
6-10 • 248 • Jr. Forward
JIMMIE TAYLOR
Greenwood, Ala.
(Greenwood HS)



11
6-8 • 233 • Jr. Forward
SHANNON HALE
Johnson City, Tenn.
(Christ School)



12
6-5 • 205 • Fr. Guard
DAZON INGRAM
Theodore, Ala.
(Theodore HS)



13
5-11 • 187 • So. Guard
AVERY JOHNSON JR.
Houston, Texas
(Texas A&M)



23
6-4 • 197 • Fr. Guard
BRANDON AUSTIN
Montgomery, Ala.
(Carver Montgomery HS)



24
6-6 • 210 • So. Forward
CHRISTIAN CLARK
Chester, Va.
(Thomas Dale HS)



32
6-2 • 210 • Sr. Guard
RETIN OBASOHAN
Antwerp, Belgium
(K.A. Redingenhof Leuven)



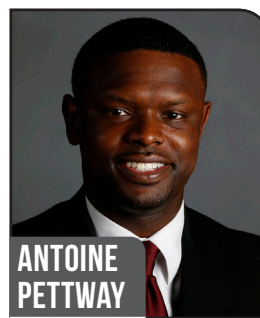
35
6-9 • 224 • Fr. Forward
DONTA HALL
Luverne, Ala.
(Luverne HS)




AVERY JOHNSON
Head Coach First Season
SOUTHERN, 1988



BOB SIMON
Assoc. Head Coach First Season
EASTERN MICHIGAN, 1989



ANTOINE PETTWAY
Asst. Coach Eighth Season
ALABAMA, 2004



SCOTT POSPICHAL
Asst. Coach First Season
FLORIDA SOUTHERN, 1983