



# 2023 AUBURN BASEBALL

AUBURN ATHLETICS COMMUNICATIONS: 392 SOUTH DONAHUE DRIVE || AUBURN, AL 36849 || AUBURNTIGERS.COM || @AUBURN\_BASEBALL

## 2023 SCHEDULE

Day	Date	Opponent	Time/Result
FRI	FEB. 17	INDIANA	W, 8-4
SAT	FEB. 18	INDIANA	W, 6-1
SUN	FEB. 19	INDIANA	L, 2-11
Tue	Feb. 21	vs. North Alabama	W, 13-1 (7)
FRI	FEB. 24	USC	W, 5-3
SAT	FEB. 25	USC	W, 12-6
SUN	FEB. 26	USC	T, 12-12
WED	MAR. 1	FLORIDA A&M	W, 18-8 (7)
FRI	MAR. 3	LIPSCOMB	W, 7-3
SAT	MAR. 4	LIPSCOMB	W, 12-11
SUN	MAR. 5	LIPSCOMB	W, 4-3
TUE	MAR. 7	UAB	W, 4-1
Wed	Mar. 8	at Jacksonville State	W, 6-3
FRI	MAR. 10	SOUTHEASTERN	W, 7-1
SAT	MAR. 11	SOUTHEASTERN	L, 3-8
SAT	MAR. 11	SOUTHEASTERN	L, 7-8
TUE	MAR. 14	GEORGIA TECH	W, 12-11 (12)
Fri	Mar. 17	at #3 Arkansas*	L, 2-7
Sat	Mar. 18	at #3 Arkansas*	L, 3-9
Sun	Mar. 19	at #3 Arkansas*	L, 0-5
Tue	Mar. 21	vs. South Alabama	W, 6-5
THU	MAR. 23	GEORGIA*	W, 7-6 (11)
FRI	MAR. 24	GEORGIA*	W, 6-3
SAT	MAR. 25	GEORGIA*	L, 7-24
TUE	MAR. 28	NORTH ALABAMA	W, 14-1 (7)
Fri	Mar. 31	at #2 Florida*	W, 10-1
Sat	Apr. 1	at #2 Florida*	L, 5-12
Sun	Apr. 2	at #2 Florida*	L, 8-17
Tue	Apr. 4	at UAB	L, 5-6
THU	APR. 6	TEXAS A&M*	L, 5-9
FRI	APR. 7	TEXAS A&M*	W, 10-9
FRI	APR. 7	TEXAS A&M*	L, 6-12
Tue	Apr. 11	at Georgia Tech	L, 8-12 (10)
Fri	Apr. 14	at Alabama*	W, 8-4
Sat	Apr. 15	at Alabama*	L, 2-4
Sun	Apr. 16	at Alabama*	L, 1-6
TUE	APR. 18	SAMFORD	W, 13-3 (8)
FRI	APR. 21	MISSISSIPPI STATE*	W, 2-1
SAT	APR. 22	MISSISSIPPI STATE*	L, 10-11
SUN	APR. 23	MISSISSIPPI STATE*	W, 12-11
TUE	APR. 25	TROY	L, 7-8
Fri	Apr. 28	at #2 South Carolina*	W, 8-3
Sat	Apr. 29	at #2 South Carolina*	W, 9-5
Sun	Apr. 30	at #2 South Carolina*	L, 7-8
FRI	MAY 5	#1 LSU*	L, 0-3
SAT	MAY 6	#1 LSU*	W, 8-6
SUN	MAY 7	#1 LSU*	W, 12-2 (8)
Tue	May 9	vs. Samford	Canceled
Thu	May 11	at Ole Miss*	W, 16-4 (8)
Fri	May 12	at Ole Miss*	W, 8-2
Sat	May 13	at Ole Miss*	W, 13-5
TUE	MAY 16	JACKSONVILLE STATE	CANCELED
THU	MAY 18	MISSOURI*	6 PM
FRI	MAY 19	MISSOURI*	6 PM
SAT	MAY 20	MISSOURI*	2 PM

### POSTSEASON

May 23-28	SEC Tournament	TBA
June 2-5	NCAA Regionals	TBA
June 9-12	NCAA Super Regionals	TBA
June 16-26	College World Series	TBA

Home games in **BOLD CAPS**

All home games at Plainsman Park | All times central

\* SEC game



## GAMES 51-53

AUBURN, ALA. (Samford Stadium-Hitchcock Field at Plainsman Park)



### #19 AUBURN TIGERS (30-19-1, 14-13 SEC)

Head Coach: Butch Thompson (Birmingham-Southern, 1992)

Career Record: 291-204-1 (9th season) | Record at Auburn: 252-183-1 (8th season)

VS.



### MISSOURI TIGERS (30-20, 10-17 SEC)

Head Coach: Steve Bieser (Southeast Missouri, 1989)

Career Record: 326-248-1 (11th season) | Record at Missouri: 188-151-1 (7th season)

### » QUICK HITTERS

- Auburn enters the weekend with a league best 9-3 record in the second half of SEC play and is the only team in the league to have won the last four series.
- The team's five-game SEC winning streaks marks the first by an Auburn team since 2011.
- The last 12 SEC games mark the program's best 12-game stretch in league play since 2018.
- The Tigers led the league with a .400 average and 37 runs on 50 hits last weekend.
- The team's 50 hits were the most in a SEC series since also recording 50 hits at Kentucky in 1997.
- All nine players collected at least three hits and scored at least two runs at Ole Miss last weekend.
- Auburn's pitching staff has turned in a 3.29 ERA the last two weekends are ranks third in the SEC with a 4.71 ERA the last five weeks of SEC play.
- Tommy Vail leads the SEC with a 1.26 ERA - four ER in 28.2 IP - the last five weekends.
- Auburn is 7-13 all-time vs. Missouri, including 3-7 against the visiting Tigers at Plainsman Park.
- The Tigers won the series in Columbia in 2021, marking the first series win against Missouri.

## PITCHING MATCHUP

AUBURN		MISSOURI	
THU   SO RHP Chase Allsup	(0-1, 7.24)	vs. SR RHP Chandler Murphy	(4-4, 5.54)
FRI   GR LHP Tommy Vail	(5-1, 3.34)	vs. JR LHP Javyn Pimental	(1-0, 6.52)
SAT   TBA		vs. FR RHP Logan Lunceford	(3-5, 5.71)

## GAME INFO

**Date:** Thursday, May 18-20, 2023  
**Game Time:** 6 p.m. / 6 p.m. / 2 p.m. CT  
**Site:** Auburn, Ala. / Plainsman Park (4,096)  
**TV:** SEC Network+  
**Talent:** Wiley Ballard, Mark Fuller, JJ Jackson  
**Radio:** 93.9 FM | AuburnTigers.com  
**Talent:** Andy Burcham, Brad Law  
**Live Stats:** StatBroadcast.com  
**Twitter Updates:** @AuburnBaseball  
**Postgame Recap:** AuburnTigers.com  
**Series History:** Auburn trails, 7-13  
**Auburn:** Auburn trails, 3-7  
**Columbia:** Auburn trails, 4-5  
**Neutral:** Auburn trails, 0-1  
**Last Meeting:** Auburn 6, Missouri 7 (5/22/21)  
**Streak:** L1

## AUBURN

30-19-1, 14-13 SEC

### Team Leaders

Batting Average:	R-SR OF <b>Bobby Peirce</b> (.377)
Runs:	SR IF <b>Bryson Ware</b> (57)
2B:	5th OF <b>Kason Howell</b> (22)
HR:	SR IF <b>Bryson Ware</b> (19)
RBI:	SR IF <b>Bryson Ware</b> (54)
Stolen Bases:	Two tied (6-6)

## MISSOURI

30-20, 10-17 SEC

### Team Leaders

Batting Average:	5th IF <b>Luke Mann</b> (.326)
Runs:	5th IF <b>Luke Mann</b> (51)
2B:	JR IF <b>Trevor Austin</b> (11)
HR:	5th IF <b>Luke Mann</b> (20)
RBI:	JR OF <b>Hank Zeisler</b> (57)
Stolen Bases:	SR OF <b>Ty Wilmsmeyer</b> (21-24)

## POTENTIAL STARTING LINEUP

Pos.	#	Player	AVG	AB	R	H	2B	3B	HR	RBI	SB-SBA	BB
C	24	Nate LaRue	.169	124	14	21	1	0	4	14	4-6	14
1B	26	Cooper McMurray	.297	111	32	33	4	0	13	45	1-1	35
2B	1	Caden Green	.231	130	22	30	4	0	2	19	2-3	20
3B	8	Bryson Ware	.352	193	57	68	11	1	19	54	4-6	25
SS	7	Cole Foster	.337	190	50	64	12	0	10	41	5-7	28
LF	3	Chris Stanfield	.292	130	27	38	6	2	2	17	5-6	15
CF	5	Kason Howell	.282	188	35	53	22	3	4	38	6-6	21
RF	27	Bobby Peirce	.377	154	41	58	8	2	5	24	2-2	11
DH	18	Ike Irish	.366	205	43	75	19	1	5	46	2-2	23

## AUBURN'S RECORD WHEN...

	2023	Under Thompson
Overall	30-19-1	252-183-1
SEC	14-13	93-113
Non-Conference	16-6-1	138-53-1
Postseason	0-0	21-17
Home	20-9-1	166-81-1
Away	8-10	60-79
Neutral	2-0	22-20
Current streak	W5	W5
Last 5 games	5-0	5-0
Last 10 games	7-3	7-3

### Situational:

AU scores first	17-7	163-61
Opp. scores first	13-12-1	89-122-1
AU scores 4+ runs	29-11-1	230-84-1
AU scores 3 runs or less	1-8	22-99
AU leads after 7 innings	24-1	204-17
8 innings	25-0	227-14
AU trails after 7 innings	4-17	20-137
8 innings	1-17	8-146
Game tied after 7 innings	2-1-1	23-25-1
8 innings	2-1-1	8-16-1
Extra Innings	2-1	13-19
1-run games	8-5	54-49
2-run games	2-1	4-18
3-run games	3-1	27-24
Games decided by 5+ runs	12-9	112-59
vs. LH Starter	6-5	72-56
vs. RH Starter	24-14-1	181-126-1
More hits than opponent	22-5	185-34
Fewer hits than opponent	5-13	42-137
Hits are tied	3-1-1	22-13-1
AU has 10+ hits	20-6-1	154-68-1
Opp. has 10+ hits	9-12-1	62-113-1
Hit a home run	27-12-1	171-82-1
Opp. hits a home run	14-14-1	113-121-1
AU quality start	3-0	71-22
Opp. quality start	2-6	28-65
AU commits no errors	18-7	118-48
Opp. commits no error	11-11	73-93

### By Day:

Sunday	3-5-1	38-35-1
Monday	0-0	3-2
Tuesday	6-3	51-21
Wednesday	2-0	20-7
Thursday	1-1	9-17
Friday	12-3	64-41
Saturday	6-7	63-57
Day Games (first pitch before 6 p.m.)	11-12-1	133-98-1
Night Games (first pitch after 6 p.m.)	19-7	119-85
Doubleheaders	3-3	29-19

### By Month:

February	5-1-1	50-15-1
March	13-6	87-47
April	7-11	58-60
May	5-1	39-48
June	0-0	16-10

### By Jersey:

White	3-0	60-33
Blue	12-5	55-38
Orange	4-2	53-37
Gray	4-5	32-43
Pinstripes	2-4-1	37-27-1
Cream Throwback	5-3	13-5

## UNIVERSITY INFORMATION

Location	Auburn, Ala.
Enrollment	31,526
Founded	October 1, 1856
Nickname	Tigers
Colors	Burnt Orange and Navy Blue
President	Dr. Christopher B. Roberts
Athletics Director	John Cohen
Conference	Southeastern (SEC West)
Stadium / Capacity	Samford Stadium-Hitchcock Field at Plainsman Park / 4,096
Ticket Office Phone	855-282-2010

## BASEBALL COACHING / SUPPORT STAFF

Head Coach	Butch Thompson (Birmingham-Southern, 1992)
Record at Auburn / Seasons	252-183-1 (.579) / 8th
Career Coaching Record / Seasons	291-204-1 (.588) / 9th
Assistant Coach	Karl Nonemaker (Vanderbilt, 2002)
Assistant Coach	Gabe Gross (Auburn, 2012)
Pitching Coach	Daron Schoenrock (Tennessee Tech, 1984)
Director of Player Development	Aaron Everett (UT Martin, 2012)
Director of Operations	Greg Drye (Southern Miss, 1998)
Athletic Trainer	Anthony Sandersen (South Dakota State, 2004)
Strength & Conditioning	Chris Joyner (Minnesota State - Mankato, 2001)

## PROGRAM HISTORY

Modern Era Program Record (since 1949)	2,060-1,416-5 (.593)
College World Series Appearances / Last	6 / 2022
College World Series Record	4-12 (.250)
NCAA Regional Appearances / Last	23 / 2022
NCAA Regional Record	54-45 (.545)
NCAA Super Regional Appearances / Last	4 / 2022
NCAA Super Regional Record	5-6 (.455)
Last Postseason Opponent	Arkansas / 2022 College World Series
Result	Lost, 11-1

## POSTSEASON HISTORY

College World Series Appearances: 6 (1967, 1976, 1994, 1997, 2019, 2022)

Super Regional Appearances: 4 (1999, 2018, 2019, 2022)

NCAA Regional Appearances: 23 (1963, 1967, 1976, 1978, 1987, 1989, 1993-95, 1997-2003, 2005, 2010, 2015, 2017, 2018, 2019, 2022)

NCAA Regional Titles: 8 (1967, 1976, 1994, 1997, 1999, 2018, 2019, 2022)

## MEDIA RELATIONS

Baseball Contact: George Nunnelley, Asst. Director - Athletics Comm.

Cell: 502-609-9982

Email: gnnunnelley@auburn.edu

Twitter: @gnunnelley

Associate AD: Kirk Sampson

## 2023 AUBURN BASEBALL ROSTER

No.	Name	Pos.	Cl.	B/T	Ht.	Wt.	Exp.	Hometown (Previous School)
1	Caden Green	IF	Jr.	R/R	5-11	164	JC	Tulsa, Okla. (Seminole State)
2	Josh Hall	OF	Gr.	L/R	5-9	174	2L	Homewood, Ala. (Ole Miss)
3	Chris Stanfield	OF	Fr.	R/R	6-1	189	FR	Tallahassee, Fla. (Chiles)
4	Carter Wright	C	Jr.	R/R	6-0	195	JC	Blairsville, Ga. (Iowa Western)
5	Kason Howell	OF	5th	R/R	6-0	178	4L	Argyle, Texas (Liberty Christian)
6	Ryan Dyal	C	R-Jr.	L/R	5-10	197	2L	Senoia, Ga. (East Coweta)
7	Cole Foster	IF	Jr.	S/R	6-1	193	2L	Plano, Texas (Plano Senior)
8	Bryson Ware	IF/OF	Sr.	R/R	6-2	193	2L	Madison, Miss. (Pearl River)
9	Brody Moss	IF	So.	L/R	5-11	183	1L	Helena, Ala. (Helena)
10	Brody Wortham	IF	Gr.	R/R	6-1	187	TR	Wedowee, Ala. (West Georgia)
11	Gavin Miller	IF	Fr.	R/R	5-11	192	HS	Oakdale, Pa. (West Allegheny)
12	Drew Nelson	LHP/OF	Fr.	L/L	5-11	198	HS	Troy, Ala. (Pike Liberal Arts)
14	Justin Kirby	OF	Gr.	R/R	5-11	203	TR	Alpharetta, Ga. (Kent State)
16	Cam Hill	IF	Jr.	L/L	6-4	219	2L	Madison, Ala. (Bob Jones)
17	Trevor Horne	RHP	R-Fr.	L/R	6-3	203	RS	Phenix City, Ala. (Glenwood Academy)
18	Ike Irish	C	Fr.	L/R	6-2	202	HS	Hudsonville, Mich. (St. Mary's Prep)
20	Tommy Sheehan	LHP	Gr.	L/L	6-0	210	1L	Brielle, N.J. (Notre Dame)
21	Tommy Vail	LHP	Gr.	R/L	5-11	190	TR	Seattle, Wash. (Notre Dame/TCU)
22	Hayden Murphy	RHP/IF	Fr.	R/R	6-3	185	HS	Chula, Ga. (Tiftarea Academy)
23	Parker Carlson	RHP	So.	R/R	6-1	184	1L	Mobile, Ala. (Faith Academy)
24	Nate LaRue	C	Sr.	R/R	6-3	223	3L	Mobile, Ala. (McGill-Toolen)
25	Tanner Bauman	LHP	Jr.	L/L	6-4	208	JC	Jacksonville, Fla. (St. John's River State)
26	Cooper McMurray	IF	R-So.	L/L	6-3	258	TR	Tulsa, Okla. (Kansas)
27	Bobby Peirce	OF	R-Sr.	R/R	6-0	183	2L	Scottsdale, Ariz. (South Mountain)
28	Elliott Bray	RHP	Fr.	R/R	6-0	219	HS	Hartselle, Ala. (Hartselle)
29	Christian Herberholz	RHP	R-Jr.	R/R	5-11	197	JC	Scottsboro, Ala. (Southern Union)
31	Mike Bello	OF	So.	L/L	6-0	203	1L	Oak Ridge, N.J. (Pope John XXIII)
33	Will Cannon	RHP	So.	R/R	6-1	187	JC	Phenix City, Ala. (Northwest Florida State)
41	John Armstrong	RHP	So.	R/R	5-11	225	1L	Marietta, Ga. (Harrison)
43	Chase Isbell	RHP	Sr.	R/R	6-2	210	1L	Springville, Ala. (Samford)
44	Ryan Olson	RHP	Fr.	R/R	6-1	206	HS	Auburn, Ala. (Auburn)
45	Joseph Gonzalez	RHP	Jr.	R/R	6-4	233	2L	Humacao, P.R. (Leadership Christian Academy)
46	Chase Allsup	RHP	So.	R/R	6-1	238	1L	Dothan, Ala. (Dothan)
47	Cameron Keshock	RHP	Fr.	R/R	6-6	215	HS	Spanish Fort, Ala. (Spanish Fort)
51	Ty Mauldin	IF	Jr.	L/R	6-0	196	JC	Trussville, Ala. (Snead State)
54	Konner Copeland	LHP	Sr.	L/L	6-2	178	1L	Mobile, Ala. (Pensacola State)
77	Zach Crotchfelt	LHP	Fr.	L/L	6-2	210	HS	Jackson, N.J. (Jackson Memorial)

### COACHES & STAFF

30	Butch Thompson	Head Coach
36	Karl Nonemaker	Assistant Coach
39	Gabe Gross	Assistant Coach
40	Daron Schoenrock	Pitching Coach
	Aaron Everett	Director of Player Development
	Greg Drye	Director of Operations
	Sara Elizabeth Jackson	Special Assistant to the Head Coach
	Chris Joyner	Strength & Conditioning
	Anthony Sandersen	Athletic Trainer
	Wyn Grantham	Athletic Trainer Intern

### PRONUNCIATION GUIDE

Tanner BAUMAN ..... BOW-man (of a boat)  
 Ryan DYAL.....DIAL  
 KASON Howell..... KAY-son  
 Chase ISBELL.....IZ-bull  
 Cameron KESHOCK..... KEY-shock  
 Ty MAULDIN ..... MALL-den  
 Daron SCHOENROCK ..... SHOW-in-rock  
 Brody WORTHAM.....WORTH-um

**30 BUTCH THOMPSON HEAD COACH**

**THE AUBURN SKIPPER**

- Nine College World Series appearances / 18 postseason appearances
- 2013 National Runner-up (Mississippi State)
- 2001 National Champion (Birmingham-Southern)
- 2014 Baseball America/ABCA National Assistant Coach of the Year
- 2006 FCA Coach of the Year
- Coached 20 pitchers who went on to pitch in the Major Leagues
- Recruited and coached 38 pitchers who were drafted out of college that weren't drafted out of high school

**Butch Thompson enters his eighth season at the helm of the program in 2023, posting a record of 222-164 in his first seven seasons. He has led the program to the College World Series in two of the last three postseasons.**

Butch Thompson was named Auburn's head baseball coach on October 22, 2015 and enters his eighth season with the Tigers in 2023.

Thompson has returned the Tigers to prominence in seven seasons on The Plains as he has guided the team to a 222-164 overall record and has advanced to the NCAA Tournament four of the last five postseasons, including three Super Regional appearances in the last four years and two trips to the College World Series in the last three postseasons.

Thompson, who spent three seasons as an assistant coach and recruiting coordinator at Auburn from 2006-08, returned to The Plains after seven seasons at Mississippi State as both associate head coach and pitching coach.

A native of Amory, Miss., Thompson has coached 33 Division I All-Americans and 43 all-conference performers. He has seen 20 of his former pitchers called up to Major League Baseball, including 14 since 2014. Thompson has also turned 38 pitchers who went undrafted out of high school into MLB draft picks.

Along with his pitching pedigree, Thompson is also considered one of the top recruiters in the country. Since 2003, he has secured 15 recruiting classes that were ranked in the top 10 by either Baseball America or Perfect Game, including the program record No. 4 class in 2017 and No. 5 class in 2022. His classes signed from 2006-08 at Auburn each ranked in the top 18 nationally.

In 30 years of coaching at the collegiate level, including 21 in the Southeastern Conference, Thompson has coached nine College World Series participants, including leading the Tigers to the program's first trip to the College World Series in 22 years in 2019 and taking the team back for the second time in three seasons in 2022. Auburn is one of six programs to appear in two of the last three College World Series, and Thompson is one of five active SEC coaches who have taken their program to a pair of College World Series in a three-year span. Thompson has also coached one national champion and a national runner-up, won nine conference championships and made 18 postseason appearances.

Thompson was named the 2006 Fellowship of Christian Athletes SEC Coach of the Year while at Auburn and the 2014 Baseball America and American Baseball Coaches Association (ABCA) National Assistant Coach of the Year while at Mississippi State.

During his tenure with the Tigers, Thompson has led the team to three straight NCAA Tournament appearances from 2017-19 for the first time since 2001-03, including back-to-back super regionals in 2018 and 2019 for the first time in program history. Auburn has finished five of Thompson's seven seasons in the top 25, including three in the top 10. The No. 5 national ranking to finish 2022 was tied for the second highest mark in program history.

The 2022 season marked one of the most successful in recent program history as the Tigers went 43-22 overall and 16-13 in SEC play. The 43 wins were tied for the most since 1999, and the winning conference record marked the Tigers' third under Thompson after doing so just once from 2004-15.

Auburn went 37-18 in the regular season and lost back-to-back games on just three occasions before being selected as a regional host for the first time since 2010. The Tigers swept Southeastern, Florida State and UCLA in the regional, outscoring them 51-18 in the process, before becoming the first team to defeat Oregon State in a home super regional by taking down the Beavers in a dramatic winner-take-all game three. Auburn moved on to Omaha and defeated Stanford 6-2 to secure the program's first College World Series win since 1997.

In seven seasons at MSU, Thompson made four NCAA regional trips, two Super



Regionals, won the SEC Tournament and advanced to the College World Series finishing as NCAA runner-up in 2013. In three of his last four seasons in Starkville, the Bulldogs' staff ERA finished no higher than 3.06. Thompson's 2013 pitching staff was one of two nationally to finish in the top 15 in ERA, strikeouts per nine innings and hits allowed per nine innings.

In addition to his experience at Auburn and Mississippi State, Thompson also spent four seasons at Georgia from 2002-05, including a trip to the College World Series in 2004. While there, he guided the development of future Major Leaguers Josh Fields, Mitchell Boggs and Brooks Brown.

Thompson launched his coaching career as pitching coach and top assistant at Huntingdon College (Ala.) in 1993, before returning to his alma mater in Birmingham, where he helped lead the Panthers to back-to-back Southern States Conference Championships and in 1995 coached BSC to its first NAIA World Series berth.

Thompson left BSC briefly to serve as head coach at Jefferson State Community College in Birmingham in 1997. While at JSCC, he was honored as the Regional Tournament Coach of the Year, the ABCA Alabama Junior College Coach of the Year and the Southeast Region Coach of the Year after guiding JSCC to a 39-21 mark, the AJCAA Region 22 State Championship and a third-place finish in the NJCAA Division II World Series.

He returned to Birmingham-Southern as top assistant the following season, beginning a four-year run during the most successful span in BSC baseball history. The Panthers won 196 games and four TranSouth Conference Championships and made three-consecutive appearances in the NAIA World Series. BSC's 2001 team posted a school-best 55-11 mark and captured the NAIA National Championship.

In 2002, Thompson joined the SEC baseball coaching fraternity as a pitching coach and recruiting coordinator at Georgia and has been a part of the league for the past 17 seasons.

Thompson currently serves as the large-school representative for the Alabama Baseball Coaches Association and is an All-American committee member representing the South region for the ABCA.

Thompson prepped at Amory (Miss.) High School and later starred as a pitcher at Itawamba (Miss.) Community College from 1989-90. He is a member of both the ICC Athletic Hall of Fame (Class of 2014) and MACCC Hall of Fame (Class of 2021).

Thompson earned a Bachelor's Degree in History at BSC in 1992 and completed a Master's Degree in Sports Administration at UAB in 1996. He is married to the former Robin Ashe of Birmingham, Ala., and they are the parents of three daughters --- Anna, Olivia and Madelyn Gail.



## HONORING AN AUBURN LEGEND

- Auburn unveiled a statue of Frank Thomas outside of Plainsman Park on Saturday, Apr. 8.
- Following a three-year career at Auburn when he hit .382 with 49 home runs and 205 RBI, Thomas was selected by the Chicago White Sox with the seventh overall pick in the 1989 MLB Draft and went on to enjoy a 19-year MLB career with the White Sox, Athletics and Blue Jays.
- Thomas is the only player in MLB history with seven straight seasons of 20 or more home runs, 100+ RBI, 100+ walks and a .300+ average.
- He was elected into the National Baseball Hall of Fame in his first year of eligibility in 2014 and remains the only SEC baseball player to earn the distinct honor.



### NOTABLE QUOTES


"I'm so humbled, grateful and thankful for this distinct honor. I never imagined any of this when I started chasing my dream here at Auburn University. At Auburn I became a man. I was so blessed to have coaches who pushed me to new heights and instilled toughness and a will to win that I never knew existed until then. Auburn set me on a path to my hall of fame career that resulted from hard work, dedication and commitment. I learned there that there are no shortcuts to success and I carry that lesson with me today." ~ **Frank Thomas**

"To get to a day like this marks exponential growth and I know the best is yet to come. Our players, through their highest of highs of Omaha and through their grind of tough days, have examples. Frank, you're another example for us all. For our student-athletes, for our university, for our future generations." ~ **Butch Thompson**



## WELCOME TO THE SHOW

- Former Auburn slugger Edouard Julien made his MLB debut with the Minnesota Twins on Wednesday, Apr. 12, becoming the 58th big leaguer in program history, including the seventh since Aug. 2020.
  - Casey Mize (Tigers): Aug. 17, 2020
  - Ben Braymer (Nationals): Aug. 28, 2020
  - Josh Palacios (Blue Jays): Apr. 9, 2021
  - Keegan Thompson (Cubs): May 2, 2021
  - Gabe Klobosits (Nationals): July 30, 2021
  - Davis Daneil (Angels): June 11, 2021
  - Edouard Julien (Twins): Apr. 12, 2023
- Auburn's seven players called up to MLB since Aug. 2020 are tied for the second most in the Southeastern Conference.



- A two-year starter for the Tigers from 2018-19, Julien totaled 27 home runs and 126 RBI in his time on the Plains, marking the most RBI of any player in the Southeastern Conference during the span.
- Rated by MLB Pipeline as the Twins' No. 4 prospect and the No. 96 prospect in all of baseball, Julien is a .283 career minor league hitter with 48 doubles, 37 home runs and 142 RBI in 233 games at the start of his third professional season. His 215 walks and .437 on-base percentage since the start of the 2021 season are the best in minor league baseball during the span.
- Julien, who is a two-time MiLB.com Organizational All-Star and member of the 2022 MLB Pipeline All-Prospect Second Team, earned a spot on the Twins' 40-man roster entering 2023 and went 8-for-23 (.348) with three home runs and six RBI in eight games at Spring Training. He was selected to represent Team Canada at the World Baseball Classic, where he went 7-for-13 with two doubles, two home runs, five walks, five runs and a stolen base.
- Julien recorded his first career MLB hit with a single off the wall in an 11-2 win against the Yankees on Apr. 13. He came back around in the first inning and hit his first career MLB home run to left field.

**NATIONAL POLLS**

**NEWS & NOTES**

**BASEBALL AMERICA**

May 15

1. Wake Forest
2. Arkansas\*
3. Florida\*
4. Stanford
5. LSU\*
6. Vanderbilt
7. West Virginia
8. Coastal Carolina
9. Miami
10. South Carolina\*
11. Campbell
12. Duke
13. East Carolina
14. Virginia
15. Dallas Baptist
16. Clemson
17. Oregon State
18. Oklahoma State
19. Tennessee
20. Kentucky
21. UConn
22. **AUBURN**
23. Maryland
24. Washington
25. Indiana State

**D1 BASEBALL**

May 15

1. Wake Forest
2. Arkansas\*
3. Stanford
4. Florida\*
5. LSU\*
6. West Virginia
7. Clemson
8. Coastal Carolina
9. UConn
10. Oregon State
11. Miami
12. Vanderbilt
13. South Carolina\*
14. Campbell
15. East Carolina
16. Duke
17. Dallas Baptist
18. Tennessee
19. Kentucky
20. Maryland
21. Virginia
22. Boston College
23. Southern Miss
24. Washington
25. Oklahoma State

**USA TODAY**

May 15

1. Wake Forest
2. Florida\*
2. Arkansas\*
4. LSU\*
5. Stanford
6. Vanderbilt
7. West Virginia
8. Coastal Carolina
9. South Carolina\*
10. Clemson
11. UConn
12. Miami
13. Virginia
14. Campbell
15. East Carolina
16. Duke
17. Dallas Baptist
18. Oregon State
19. Tennessee
20. Kentucky
21. Boston College
22. Oklahoma State
23. Maryland
24. Southern Miss
25. Indiana State

**NCBWA**

May 15

1. Wake Forest
2. Arkansas\*
3. Florida\*
4. LSU\*
5. Stanford
6. West Virginia
7. UConn
8. Coastal Carolina
9. Campbell
10. East Carolina
11. Vanderbilt
12. South Carolina\*
13. Clemson
14. Dallas Baptist
15. Miami
16. Oregon State
17. Virginia
18. Duke
19. Tennessee
20. Kentucky
21. Boston College
22. Oklahoma State
23. Maryland
24. Southern Miss
25. Washington

**PERFECT GAME**

May 15

1. Wake Forest
2. Arkansas\*
3. Florida\*
4. Stanford
5. LSU\*
6. Clemson
7. Miami
8. Coastal Carolina
9. Tennessee
10. Duke
11. Dallas Baptist
12. West Virginia
13. UConn
14. Vanderbilt
15. South Carolina\*
16. Campbell
17. East Carolina
18. Virginia
19. **AUBURN**
20. Boston College
21. Indiana State
22. Oklahoma State
23. Kentucky
24. Southern Miss
25. Alabama\*

**COLLEGIATE BASEBALL**

May 15

1. Wake Forest
2. Arkansas\*
3. Stanford
4. Florida\*
5. LSU\*
6. Miami
7. Virginia
8. West Virginia
9. Indiana State
10. Oklahoma State
11. Clemson
12. Oral Roberts
13. Coastal Carolina
14. Southern Miss
15. Vanderbilt
16. South Carolina
17. Duke
18. Oregon State
19. Alabama
20. UConn
21. Campbell
22. Dallas Baptist
23. Maryland
24. Kent State
25. East Carolina

**AUBURN IN THE POLLS**

**BA D1 CB NC PG USA**

- Pre. 22 NR NR NR 17 NR  
 2/20 23 NR NR NR 17 --  
 2/27 23 NR NR NR 13 NR  
 3/6 20 NR 20 NR 11 25  
 3/13 NR NR 24 NR 18 NR  
 3/20 NR NR NR NR NR NR

**BA D1 CB NC PG USA**

- 3/27 NR NR NR NR NR NR  
 4/3 NR NR NR NR NR NR  
 4/10 NR NR NR NR NR NR  
 4/17 NR NR NR NR NR NR  
 4/24 NR NR NR NR NR NR  
 5/1 NR NR NR NR NR NR

**BA D1 CB NC PG USA**

- 5/8 25 NR NR NR 23 NR  
 5/15 22 NR NR NR 19 NR

**SCOUTING THE TIGERS**

- Missouri enters the weekend with a 30-20 overall record and 10-17 mark in SEC play.
- The Tigers are 5-1 in the last two SEC weekends with a series win vs. Ole Miss and sweep vs. Georgia. However, the team is 1-11 in league games on the road.
- Offensively, Missouri is hitting .272 as a team and is led by fifth year infielder Luke Mann, who is hitting .326 with 20 home runs and 51 RBI. Junior outfielder Ross Lovich is the reigning SEC Co-Player of the Week after hitting for the cycle last week.
- On the mound, the Tigers have turned in a 5.81 staff ERA with 458 strikeouts and 212 walks in 417.0 innings.

**SECOND HALF SURGE**

- Auburn is tied with Tennessee for the best record in the league during the second half of SEC play at 9-3.
- The Tigers are the only team in the league to have won their last four series and last two road series.
- The 9-3 record marks the best 12-game stretch in SEC play since also going 9-3 in 12 games from Apr. 13-May 6, 2018.
- The Tigers have won five straight SEC games in the same season for the first time since 2011 and are outscoring the opponent 57-19 during the span.

**WENT CRAZY AT SWAYZE**

- Auburn scored 37 runs on 50 hits and swept its series at Ole Miss, marking the first sweep in Oxford since 2010.
- The team led the league in both categories as well as average (.400) last weekend.
- Auburn's 37 runs and 26-run combined margin of victory were the most in a SEC series since sweeping Alabama in Tuscaloosa in 2018.
- The 50 hits were the most in a SEC series since also collected 50 hits in a series at Kentucky in 1997.

**TAKING DOWN TOP-RANKED TEAMS**

- As far as records indicate, Auburn's series win vs. No. 1 LSU was the program's first series win against a top-ranked team in program history.
- The Tigers defeated the No. 2 ranked team on the road and the No. 1 ranked team at home in back-to-back weeks.
- After being the first team to defeat South Carolina in a series at Founders Park, Auburn became the first team to defeat LSU in a series this season.
- The end of the series marked the first time the visiting Tigers lost back-to-back games all year.

**FLARE FOR THE DRAMATIC**

- Cole Foster hit a walk-off double in the bottom of the ninth inning in the finale to clinch the series vs. Mississippi State on Apr. 23.
- The walk-off win was Auburn's fourth this season
  - Mar. 4 vs. Lipscomb: Ike Irish single (9th)
  - Mar. 14 vs. Georgia Tech: Brody Wortham single (12th)
  - Mar. 23 vs. Georgia: Carter Wright walk (11th)
  - Apr. 23 vs. Miss State: Cole Foster double (9th)

**MILESTONE MOMENT**

- Auburn's win in the series opener at Ole Miss was head coach Butch Thompson's 250th win in an Auburn uniform.
- He ranks third in program history with 252 wins.

**KEY TO THE GAME**

- The team that has produced the biggest inning in a game is 38-6 (.864) this season. Six games have had an equal biggest inning with one ending in a tie and four in one-run wins, including two in extra innings.

**TOUGH TESTS**

- Four of Auburn's SEC series have come vs. teams ranked in the top three in the country at the time of competition.
- The Tigers are 5-7 overall in those games.
  - Mar. 17-18 at No. 3 Arkansas (0-3)
  - Mar. 31-Apr. 2 at No. 2 Florida (1-2)
  - Apr. 28-30 at No. 2 South Carolina (2-1)
  - May 5-7 vs. No. 1 LSU (2-1)

**ERA IMPROVEMENTS**

- Auburn ranked 13th in the SEC with an 8.83 ERA through the first four weeks of conference play.
- The Tigers rank third in the league with a 4.71 ERA the last four weeks of SEC play.
  - Last five: 4.71 ERA
  - Last four: 4.63 ERA
  - Last three: 3.92 ERA
  - Last two: 3.29 ERA
  - Last week: 3.46 ERA

**STARTING SERIES STRONG**

- Auburn is 10-3 in series openers this season, including 6-3 in SEC series openers.
- The Tigers have turned in a 3.54 ERA in series openers and have held opponents to three or fewer runs seven times and four or fewer runs 10 times.

**COMEBACK KIDS**

- After winning 22 games in which they trailed last year, the Tigers have notched 14 comeback wins this season.
- Thirty-six of the Tigers' 73 wins since the start of last season are comebacks.
- Auburn has come back from a pair of seven-run deficits this season - vs. Georgia Tech on Mar. 14 and vs. Mississippi State on Apr. 23.
- The comeback win vs. Mississippi State was the program's largest in SEC play since responding from a nine-run deficit against the Bulldogs on May 8, 2010.

**HITTING THE LONG BALL**

- Twenty-five of Auburn's 44 home runs in SEC play have come in the last four weeks.
- The Tigers have homered three or more times in five games during the span and have homered 17 times in the last two road trips to South Carolina and Ole Miss.

**RECORD WATCH**

- Senior captain Kason Howell is second in program history and the NCAA active career leader in doubles (70).
  - Todd Faulkner (1998-01) - 71
  - Kason Howell (2019-23) - 70
  - Gabe Gross (1999-01) - 68

**HOWELL'S HOLDING IT DOWN**

- Howell has started in 162 of the last 163 games dating back to 2021 and in 238 games in his Auburn career.
- With 240 career games played, Howell is seven games shy of breaking the AU record.
  - Jay Waggoner (1992-95) - 246
  - Chad Wandall (1996-99) - 245
  - Brandon Moore (1991-94) - 242
  - Kason Howell (2019-pres) - 240
- He also ranks fifth in AU history and sixth among active NCAA players in at-bats (880).

**DOUBLE TROUBLE**

- Howell and Ike Irish rank first and third in the SEC with 22 and 19 doubles, respectively.
- As a team, the Tigers rank third in the SEC with 98 two-baggers on the year.

**COOP KEEPS CRUSHING**

- Cooper McMurray matched a season high with five RBI and hit a grand slam in the series finale at Ole Miss, marking his 14th multi-RBI game and third game with four+ RBI this year.
- Eleven of his home runs and 35 of his RBI have come in the last 23 games since Apr. 2.
- He has homered multiple times in three SEC games, marking the most multi-homer games by an Auburn player since Brian Fletcher (four) and Hunter Morris (three) in 2010.
- He tied for the league lead with 10 home runs in April and finished one RBI shy of the league's highest total with 26.
- He was named the SEC Player of the Week on Apr. 24 after homering five times and driving in nine runs in four games from Apr. 18-23.

**WARE-ING 'EM OUT**

- Coming into the year a .246 hitter in 92 games, Bryson Ware ranks top 10 in the SEC in runs (57), homers (19), slugging percentage (.715) and total bases (138) while hitting at a career best .352 clip.
- Ware is hitting .415 in the last 10 SEC games and has reached base in all but three games this season, including a 34-game on base streak to begin the year.
- He hit a go-ahead, three-run home run in the bottom of the 8th inning in the finale vs. Mississippi State, marking his fourth game-tying or go-ahead home run in the 8th inning or later this season.
  - Mar. 4 vs. LIP: game-tying two-run HR
  - Mar. 5 vs. LIP: go-ahead three-run HR
  - Apr. 11 at GT: go-ahead three-run HR
  - Apr. 23 vs. MSU: go-ahead three-run HR

**GOLDEN SPIKES WATCH LIST**

- Ware was one of 45 student-athletes named to the Golden Spikes Award Midseason Watch List in April.
- He is the sixth Auburn player since 2016 to earn the distinction - Anfernee Grier (2016), Keegan Thompson (2017), Casey Mize (2017, '18), Tanner Burns (2019), Sonny DiChiara (2022), Bryson Ware (2023).

**20 HOMER CLUB**

- Ware is one home run shy of becoming the seventh player in program history to hit 20 or more home runs in a season.
  - 23 - Hunter Morris (2010)
  - 22 - Sonny DiChiara (2022)
  - 22 - Brian Fletcher (2010)
  - 22 - Todd Faulkner (2000)
  - 21 - Josh Etheredge (1998)
  - 21 - Frank Thomas (1987)
  - 20 - Josh Etheredge (1997)
  - 20 - Todd Faulkner (1998)

**BOBBY BARRELS + BAZOOKA**

- Bobby Peirce has multiple hits in eight of the last 10 SEC games, including a pair of three-hit games while going 8-for-17 at Ole Miss, and is hitting .396 during the span.
- After returning to full strength from a hamstring injury, Peirce went on an 11-game hitting streak from Mar. 28-Apr. 15 and has a hit in 24 of 26 games since his return while reaching in all but one contest.
- Additionally, Peirce has registered six outfield assists since Apr. 1, including a pair of games with two assists - Apr. 7 vs. Texas A&M and Apr. 25 vs. Troy.
- Peirce has 11 outfield assists since Apr. 16, 2022, and his six outfield assists this season are the most by an Auburn player since Judd Ward had nine outfield assists in 2019.

**FOSTER'S CATCHING FIRE**

- Cole Foster went 9-for-15 with seven runs, one double, three homers and six RBI in three games at Ole Miss.
- He tied for the league lead in homers while ranking tied for second in hits, runs and total bases during the week.
- Foster went 4-for-5 with a double, two homers and four RBI in the series opener against the Rebels, marking his second career multi-homer game and first in SEC play.
- He has four hits in a team-best three games this season after doing so in back-to-back games on Mar. 8-10 earlier this year.

**WE WANNA BE LIKE IKE**

- Ike Irish ranks tied for fourth in the SEC and sixth among freshmen nationally with 75 hits, and his .366 average is the third highest among freshmen in the league.
- Irish collected multiple hits in 13 of his first 17 career games and leads the team with 25 multi-hit games this season, including each of the last two games at Ole Miss.

**STANFIELD SETTING THE TABLE**

- Chris Stanfield has hit out of the leadoff spot in the last 12 SEC games.
- He scored the game-winning run in the 8th inning of the series opener vs. MSU and stole home in the first inning of the opener at USC.
- Stanfield collected his first career three-hit game in the series finale at Ole Miss and finished the weekend 4-for-his-last-5.



**STARTING SUCCESS**

- Auburn starting pitchers have turned in a 2.92 ERA with 37 strikeouts in 37.0 innings over the last nine SEC games.
- The starting rotation of Chase Allsup, Tommy Vail and Christian Herberholz has remained the same the last two weekends.

**VALIANT EFFORT FROM VAIL**

- Tommy Vail turned in 8.0 innings of one-run ball in the series-clinching win at Ole Miss, marking the longest outing by an Auburn pitcher this season and the longest since Joseph Gonzalez also logged 8.0 innings at Miss. State on Apr. 16, 2022.
- In his last five starts, Vail leads the SEC with a 1.26 ERA and is 3-0 with 35.0 strikeouts in 28.2 innings. He ranks second in the league to Paul Skenes in strikeouts and third in innings pitched during the span.
- His 10-strikeout performance vs. Miss. State on Apr. 21 was the first by an Auburn pitcher in a SEC game since Tanner Burns in 2019.

**FAB FIVE FROSH**

- Auburn's five freshmen in Perfect Game's top 100 were the second most in the country.
  - Zach Crotchfelt; LHP; Jackson, N.J.
  - Ike Irish; C/DH; Hudsonville, Mich.
  - Gavin Miller; IF; Oakdale, Pa.
  - Hayden Murphy; RHP; Chula, Ga.
  - Chris Stanfield; OF; Tallahassee, Fla.

**RECRUITING RANKINGS**

- The Tigers 2022 incoming class was ranked unanimously in the top 10 by Perfect Game (No. 5), Baseball America (No. 6), Collegiate Baseball (No. 8) and D1 Baseball (No. 10).
- Perfect Game's No. 5 ranking is tied for the second highest in program history, trailing only the No. 4 class from 2017.
- Auburn's next two classes for 2023 and 2024 are also ranked in the top 10 by Perfect Game.

**BIG SHOES TO FILL**

- The Tigers have been tasked with replacing its top four hitters - Sonny DiChiara, Blake Rambusch, Brooks Carlson and Brody Moore - and five of its top pitchers - Mason Barnett, Trace Bright, Blake Burkhalter, Hayden Mullins and Carson Skipper - from 2022.
- Eight of the nine players listed above were selected in the top 17 rounds of the MLB Draft.

**CONGRATS GRADS**

- Four Auburn players in Ryan Dyal, Kason Howell, Bobby Peirce and Bryson Ware as well as manager Trenton Reynolds were included in commencement ceremonies this month and will be recognized during a pregame ceremony prior to Friday's game.
- Five Auburn players also already wear SEC graduate patches this season - Josh Hall, Brody Wortham, Justin Kirby, Tommy Sheehan and Tommy Vail.

**SENDING OFF THE SENIORS**

- The following Auburn seniors will be recognized prior to Saturday's game.
  - #2 Josh Hall
  - #6 Ryan Dyal
  - #8 Bryson Ware
  - #24 Nate LaRue
  - #27 Bobby Peirce
  - #43 Chase Isbell
  - #54 Konner Copeland
  - Manager Trenton Reynolds

**SCOTT SHOCKLEY SCHOLARSHIP**

- Student manager Jay Holley will be presented by the Hudson Family Foundation with the Scott Shockley Student Managerial Memorial Scholarship prior to Thursday's game.

**ACCOLADES FOR THE ASSISTANTS**

- Assistant coaches Karl Nonemaker and Gabe Gross both took home hardware in 2022.
- Nonemaker was named the American Baseball Coaches Association NCAA Division I Assistant Coach of the Year and Gross earned Alabama Baseball Coaches Association Division I Assistant Coach of the Year honors.

**SEC EXPERIENCE ON STAFF**

- Auburn's coaching staff includes 43 years of experience as a SEC coach.
  - Butch Thompson: 21 years
  - Karl Nonemaker: 8 years
  - Gabe Gross: 7 years
  - Daron Schoenrock: 7 years

**THE ROAD TO OMAHA**

- Auburn advanced to the College World Series for the second time in the last three postseasons in 2022, becoming one of six programs to accomplish the feat - Auburn, Arkansas, Mississippi State, Texas, Stanford and Vanderbilt.
- The Tigers hosted a regional for the first time in 12 years and outscored the opponents 51-18, marking the most runs by a SEC team in a three-game regional.
- The team then became the first program to defeat Oregon State in a home super regional, and secured the program's first win in Omaha since 1997 with a 6-2 win against Stanford.

**PACK OUT PLAINSMAN PARK**

- The 2023 season marks the third straight that Auburn has sold out of season tickets (2020, 2022-23).
- Fifteen games this season, including all 12 games in SEC play thus far, have been sold out
- The program shattered the previous single-season attendance record from 2004 by more than 16,000, welcoming 127,947 fans through the gates of Plainsman Park in 2022.
- Auburn's 2023 attendance total currently sits at 109,468 with three regular season home games remaining, including two that are already sold out.

**THE 2022 MLB DRAFT WAS A DANDY**

- Auburn had eight players selected in the 2022 MLB Draft, all previously undrafted.
- The eight draft picks were the second most in program history, third most in the SEC and tied for the fifth most in the country.
- The four picks in the top five rounds were the most in program history, as were the eight picks in the top 20 rounds.
- It marked the 48th consecutive year the Tigers had at least one player selected, tied for the longest active streak in the SEC.
- It marked the program record seventh straight season Auburn had a top-five-round pick.

**THOMPSON'S TENURE**

- In seven years under Butch Thompson, Auburn has had 36 draft picks, including 16 in the top 10 rounds and 12 in the top five rounds.
- Both top-10 and top-five rounds totals are good for the most in a seven-year span in program history.

**PRESEASON PROGNOSIS**

- Despite being one of six programs in the country to advance to the College World Series twice in the last three postseasons - Auburn, Arkansas, Mississippi State, Texas, Stanford and Vanderbilt - the Tigers went unranked in four of the six major preseason polls and were voted on by league head coaches to finish sixth in the SEC West.

**AUBURN IN THE NATIONAL AND SEC RANKINGS**

(as of May 16)

TEAM	TOTAL	NCAA	SEC
Fielding percentage	.978	39	7
<b>5 KASON HOWELL</b>	<b>TOTAL</b>	<b>NCAA</b>	<b>SEC</b>
Doubles	22	6	1
<b>18 IKE IRISH</b>	<b>TOTAL</b>	<b>NCAA</b>	<b>SEC</b>
Doubles	19	37	3
<b>12 DREW NELSON</b>	<b>TOTAL</b>	<b>NCAA</b>	<b>SEC</b>
Complete games	1	39	2
<b>21 TOMMY VAIL</b>	<b>TOTAL</b>	<b>NCAA</b>	<b>SEC</b>
Hits/9.0 IP	5.46	7	2
<b>8 BRYSON WARE</b>	<b>TOTAL</b>	<b>NCAA</b>	<b>SEC</b>
Home runs	19	22	6
Total bases	138	42	7



## THE LAST TIME...

### BATTING SUPERLATIVES

<b>5 hits in a game</b> 6 hits in a game	<b>Bobby Peirce at Georgia Tech [5-for-5] (4/11/23)</b> Tyler Johnstone vs. Elon [6-for-7, 2B, 3B] (2/25/05)
Reached base 6 times Reached base 7 times	Kason Howell vs. Florida State [4-5, 2 BB] (6/4/22) Brody Moore vs. Florida State [5-5, 2BB] (6/4/22)
<b>4 runs in a game</b> 5 runs in a game 6 runs in a game	<b>Bobby Peirce vs. #1 LSU (5/7/23)</b> Sonny DiChiara vs. Florida State (6/4/22) Bryson Ware vs. Alabama A&M (2/24/21)
<b>10-game hitting streak</b> <b>15-game hitting streak</b> 20-game hitting streak 25-game hitting streak 30-game hitting streak	<b>Bobby Peirce, 11 games (3/28-4/15/23)</b> <b>Bryson Ware, 18 games (3/14-4/14/23)</b> A. Grier, 22 games, (5/31/15-3/22/16) Justin Fradejas, 27 games (3/23-5/7/10) Casey Dunn, 31 games (2/22 [G1]-4/15/97)
<b>3 doubles in a game</b> 4 doubles in a game	<b>Kason Howell at Ole Miss (5/12/23)</b> Ken Dempsey vs. Georgia (1977)
<b>2 triples in a game</b> 3 triples in a game	<b>Kason Howell vs. #1 LSU (5/7/23)</b> never
<b>2 home runs in one game</b> 3 home runs in one game	<b>Cole Foster at Ole Miss (5/12/23)</b> Cole Foster vs. Southeastern (6/3/22)
<b>7 RBI in a game</b> 8 RBI in a game 9 RBI in a game 10 RBI in a game	<b>Justin Kirby vs. USC (2/26/23)</b> Justin Bryant at Georgia (3/19/10) Cole Foster vs. Southeastern (6/3/22) Bob Berry vs. Huntington (4/15/82)
<b>Grand slam home run</b> <b>Inside-the-park home run</b> HR to begin game Two HR in one inning <b>HR in consecutive at-bats</b> HR in three consecutive at-bats <b>HR in consecutive games</b> <b>HR in three consecutive games</b> <b>HR in three consecutive SEC games</b> <b>HR in four consecutive games</b> HR in four consecutive SEC games HR in five consecutive games Walk-off HR Pinch-hit HR Pinch-hit grand slam HR in first at-bat of season HR in both games of DH	<b>Cooper McMurray at Ole Miss (5/13/23)</b> <b>Kason Howell vs. Southeastern (3/11/23)</b> Ryan Bliss vs. #11 Ole Miss (5/25/21) Cole Foster vs. Southeastern [1st] (6/3/22) <b>Cooper McMurray vs. Mississippi State (4/23/23)</b> Edouard Julien (2/20-22/19) <b>Ike Irish at Ole Miss (5/12-13/23)</b> <b>Cooper McMurray (4/21-23/23)</b> <b>Cooper McMurray (4/21-23/23)</b> <b>Cooper McMurray (4/18-23/23)</b> Mike Bianucci (5/2-9/08) Tim Lemons (4/6-10/85) Kason Howell vs. Yale (G1 - 2/26/22) Cam Hill vs. Kentucky (3/26/21) Edouard Julien vs. BYU (G1 - 3/3/18) Steven Williams vs. Longwood (2/17/18) Dylan Ingram at #7 Mississippi St. (4/29/17)
Hit for the cycle	Judd Ward [3B, 1B, HR, 2B] vs. Illinois-Chicago (G1 - 2/15/20)
Hit from both sides of plate in same inning <b>Two hits in same inning</b>	Cole Foster [1st inn.] vs. Southeastern (6/3/22) <b>Chris Stanfield [1B, 1B] at Ole Miss [5th] (5/13/23)</b>
Stole home <b>Stole two bases in a game</b> Stole three bases in a game	Josh Hall vs. Kansas State (2/20/22) <b>Cole Foster vs. Samford (4/18/23)</b> Anfernee Grier vs. Southern (2/26/16)
<b>Hit by a pitch 2 times in a game</b> Hit by a pitch 3+ times in a game	<b>Bryson Ware at #2 Florida (4/2/23)</b> Dan Glevenyak at Alabama (4) (4/11/14)
Scored 20 or more runs Scored 25 or more runs Scored 30 or more runs	21 vs. Florida State (6/4/22) 25 vs. Longwood (2/17/18) 33 vs. Alabama A&M (2/24/21)
<b>Scored 5 runs in an Inning</b> <b>Scored 6 runs in an Inning</b> <b>Scored 7 runs in an Inning</b> Scored 8 runs in an Inning Scored 9 runs in an Inning <b>Scored 10+ runs in an Inning</b> Recorded 10+ hits in an Inning Scored in every inning	<b>5, vs. Texas A&amp;M (1st) (4/6/23)</b> <b>6, at Ole Miss (5th) (5/13/23)</b> <b>7, vs. Mississippi State (9th) (4/23/23)</b> 8, at UAB (5th) (3/19/19) 9, vs. Rhode Island (1st) (G1 - 3/5/22) <b>11, vs. Florida A&amp;M (1st) (3/1/23)</b> 11, vs. Furman (5th) (2/12/00) vs. Coppin State (3/18/14)
<b>Recorded 15-19 hits</b> <b>Recorded 20 or more hits</b>	<b>17, at Ole Miss (5/12/23)</b> <b>20, at Ole Miss (5/13/23)</b>
<b>Hit 3 or more home runs in an inning</b> <b>Hit 3 or more home runs in a game</b> <b>Hit 5 or more home runs in a game</b> Hit 7 or more home runs in a game <b>Hit back-to-back home runs</b> Hit back-to-back-to-back home runs	<b>3, vs. Florida A&amp;M [1st] (3/1/23)</b> <b>3, at Ole Miss (5/13/23)</b> <b>5, at #2 South Carolina (4/30/23)</b> 7, vs. Southeastern (6/3/22) <b>B. Ware &amp; C. Foster at #2 South Carolina (1st) (4/30/23)</b> R. Bliss, T. Miller & R. Woley vs. Texas A&M (1st) (5/15/21)
<b>Had 5 doubles</b> Had 6 doubles Had 7 doubles <b>Had 8 doubles</b> Had 9+ doubles	<b>5, at Ole Miss (5/12/23)</b> 6, vs. Jacksonville State (4/21/21) 7, vs. Chicago State (3/8/20) <b>8, vs. Lipscomb (3/4/23)</b> 11, vs. Alabama A&M (2/24/21)
Stole 5 bases in a game Stole 6 bases in a game Stole 7 bases in a game Stole 8 bases in a game	5, vs. Bethune-Cookman (5/6/14) 6, vs. #21 Tennessee (3/17/19) 7, vs. Presbyterian (5/8/12) 8, vs. Alcorn State (2/22/12)
<b>Walked 10+ times</b> Did not strike out in a game	<b>11, vs. North Alabama (3/28/23)</b> vs. Belmont (3/11/12)

### PITCHING SUPERLATIVES

<b>INDIVIDUAL</b> Nine-inning no-hitter Nine-inning no-hitter (combined)	Casey Mize vs. Northeastern (3/9/18) Mike Mueller [2.0], Lee Carter [1.0], Brandon Channell [1.0], Reid Price [1.0], Andrew Skinner [1.0], Arnold Hughey [1.0], Ken Clayton [1.0], Cory Duedeit [0.2], Sean Jones [0.1] vs. UAB (3/19/02)
Seven-inning no-hitter	Jason Johnson vs. LaGrange College (4/30/91)
Nine-inning perfect game Seven-inning perfect game	Eric Brandon vs. Murray State (3/2/02) Jason Johnson vs. LaGrange College (4/30/91)
Nine-inning one-hitter (individual) Nine-inning one-hitter (combined)	Keegan Thompson vs. Presbyterian (3/1/14) Tanner Burns [7.0], Cody Greenhill [2.0] vs. Chicago State (3/6/20)
Five-inning one-hitter	Kevin Davis [3.2], Jacob Milliman [1.1], vs. Radford (2/22/15)
Nine-inning two-hitter	Tanner Burns [9.0] vs. Cincinnati (3/1/19)
<b>Complete game</b> Complete game shutout Consecutive complete games	<b>Drew Nelson vs. North Alabama [7] (3/28/23)</b> Jack Owen vs. UTSA (3/9/19) K. Thompson vs. Arkansas & LSU (4/4 & 4/11/15)
<b>Struck out 10 batters</b> Struck out 11 batters Struck out 12 batters Struck out 13 batters Struck out 15 batters	<b>10 by Tommy Vail vs. Mississippi State (4/21/23)</b> 11 by Jordan Armstrong vs. Yale (2/25/22) 12 by Casey Mize at Kentucky (3/23/18) 13 by Casey Mize vs. Texas A&M (3/16/18) 15 by Tanner Burns vs. Cincinnati (3/1/19)
<b>TEAM</b> Struck out 15+ batters Struck out 20+ batters	16, Bright [8], Sheehan [3], Burkhalter [5] vs. Stanford (6/20/22) 20, Fuller [4], Watson [4], Anderson [3], Greenhill [4], Skipper [3], Wade [2] vs. #9 Arkansas (4/5/19) vs. Ga State, at Missouri (4/5-7/16) 2-0 vs. South Carolina (4/24/22)
Struck out 15 batters consecutive games Shut out an opponent Consecutive shutouts Three straight shutouts Shut out an SEC opponent Shut out an SEC opponent on the road Consecutive SEC shutouts Consecutive SEC shutouts on the road	16-0 / 12-0 [7] vs. Rhode Island (3/5/22) 2-0 vs. UTSA / 5-0 vs. UTSA (3/6-9/19) 2-0 vs. South Carolina (4/24/22) 3-0 at Missouri (5/21/21) 5-0 and 4-0 at Miss. State (3/27-28/15) 5-0 and 4-0 at Miss. State (3/27-28/15)
<b>Was shut out</b> Was held to one hit Was no hit	<b>3-0 vs. #1 LSU (5/5/23)</b> vs. #24 Missouri (4/1/18) vs. #13 Arkansas (5/25/17)
<b>FIELDING SUPERLATIVES</b> 2 errors in a game 3 errors in a game 4 errors in a game	Jake Wyandt vs. #1 Ole Miss (3/17/22) Luke Jarvis vs. Presbyterian (3/11/17) Brett Burnham at Alabama (4/5/00)
<b>3 double plays turned in a game</b> 4 double plays turned in a game 5 double plays turned in a game	<b>vs. Samford (4/18/23)</b> at #1 Arkansas (4/3/21) never
Triple play (Auburn) Triple play (Opponent)	vs. Memphis (5/22/78) at Florida [4th] (3/15/08)
Threw a runner out at HP to end game	Bryson Ware at Mississippi State (4/17/22)
<b>MISC. SUPERLATIVES</b> Won 10 or more consecutive games Won 15 or more consecutive games Won 8 or more consecutive SEC games Lost 5 or more consecutive games	15 (2/24-3/22/19) 15 (2/24-3/22/19) 9 (4/1-21/95) 5 (4/2-11/21)
Home winning streak Road winning streak Season-opening winning streak	21 (1964-66) 14 (1967/1995) 17 (2/7-3/5/97)
<b>Extra-innings victory</b> <b>Extra-innings loss</b>	<b>7-6, vs. Georgia [11 inn.] (3/23/23)</b> <b>8-12, at Georgia Tech [10 inn.] (4/11/23)</b>
<b>Swept a 3-game series</b> <b>Swept a road series</b> <b>Swept a road SEC series</b> <b>Swept a SEC series</b> Swept a 4-game series <b>Swept a doubleheader</b>	<b>at Ole Miss (5/12-13/23)</b> <b>at Ole Miss (5/12-13/23)</b> <b>at Ole Miss (5/12-13/23)</b> <b>at Ole Miss (5/12-13/23)</b> Rhode Island (3/4-6/22) <b>at Ole Miss (5/12/23)</b>
Allowed 3 runs or fewer in a three-game series Allowed 3 runs or fewer in a four-game series Allowed 3 runs or fewer in a SEC series Allowed 4 runs or fewer in a series Allowed 4 runs or fewer in a SEC series Allowed 3 runs or fewer in a road series Allowed 3 runs or fewer in a SEC road series	2, vs. Chicago State (3/6-8/20) 3, vs. Rhode Island (3/4-6/22) 3, vs. Miss. State (3/27-29/15) 3, vs. UTSA (3/8-9/19) 4, vs. Georgia (4/23-25/15) 3, vs. Miss. State (3/27-29/15) 3, vs. Miss. State (3/27-29/15)
<b>Overcome a deficit of 7+ runs</b>	<b>7 runs, [0-7] vs. Mississippi State (4/23/23)</b>
Won a 1-0 game Lost a 1-0 game	vs. Mercer (5/30/15) [NCAA Regional] vs. Ohio State (2/15/14)
<b>Walk-off win</b> <b>Walk-off loss</b>	<b>vs. Mississippi State [9 inn.] (4/23/23)</b> <b>at Georgia Tech [10 inn.] (4/11/23)</b>

# HITTER PROFILES

## 31 • MIKE BELLO OF

6-0 • 203 • 50 • Oak Ridge, NJ • Pope John XXIII

### CAREER STATISTICS

YEAR	AVG	GP-GS	AB	R	H	2B	3B	HR	RBI	SB-A
2022	.253	43-27	99	18	25	4	0	1	12	1-1
2023	.161	15-5	31	4	5	0	0	0	3	0-0
TOTAL	.231	58-32	130	22	30	4	0	1	15	1-1

### SEASON HIGHS

AB: 4, three times  
 R: 2, vs. USC (2/26)  
 H: 2, vs. GT (3/14)  
 2B: --  
 HR: --  
 RBI: 1, three times

### CAREER HIGHS

5, two times  
 4, two times  
 3, two times  
 1, four times  
 1, at Texas A&M (3/26/22)  
 2, three times

## 6 • RYAN DYAL C

5-10 • 197 • R-JR • Senoia, GA • East Coweta

### CAREER STATISTICS

YEAR	AVG	GP-GS	AB	R	H	2B	3B	HR	RBI	SB-A
2021	.200	31-22	70	18	14	2	0	3	7	1-1
2022	.217	32-27	92	23	20	4	0	4	26	0-0
2023	.222	12-7	27	4	6	0	0	0	3	0-0
TOTAL	.212	75-56	189	45	40	6	0	7	36	1-1

### SEASON HIGHS

AB: 5, vs. Southeastern (3/10)  
 R: 2, vs. FAMU (3/1)  
 H: 1, six times  
 2B: --  
 HR: --  
 RBI: 1, three times

### CAREER HIGHS

5, five times  
 3, two times  
 2, seven times  
 1, six times  
 1, seven times  
 4, vs. Rhode Island (3/6/22)

## 7 • COLE FOSTER IF

6-1 • 193 • JR • Plano, TX • Plano Senior

- Went 9-for-15 with 7 R, 12B, 3 HR, 6 RBI at Ole Miss
- Went 4-for-5 with 3 R, 12B, 2 HR, 4 RBI in opener
- Named the Brooks Wallace Award Shortstop of the Week and a semifinalist for the award
- Ranked by D1 Baseball as the No. 16 SS in the country

### CAREER STATISTICS

YEAR	AVG	GP-GS	AB	R	H	2B	3B	HR	RBI	SB-A
2021	.292	15-4	24	5	7	3	0	0	1	0-0
2022	.272	52-51	169	40	46	11	0	9	47	2-4
2023	.337	47-47	190	50	64	12	0	10	41	5-7
TOTAL	.303	115-103	386	95	117	26	0	19	89	7-11

### SEASON HIGHS

AB: 6, at Georgia Tech (4/11)  
 R: 3, six times  
 H: 4, three times  
 2B: 1, 12 times  
 HR: 2, at Ole Miss (5/12)  
 RBI: 4, two times

### CAREER HIGHS

6, two times  
 4, vs. Southeastern (6/3/22)  
 4, four times  
 2, vs. Stanford (6/20/22)  
 3, vs. Southeastern (6/3/22)  
 9, vs. Southeastern (6/3/22)

## 1 • CADEN GREEN IF

5-11 • 164 • JR • Tulsa, OK • Seminole State

- Went 5-for-11 with 4 RBI and .600 OBP at Ole Miss
- Drove in a season-high three runs in the opener
- Reached base in his first seven plate appearances

### CAREER STATISTICS

YEAR	AVG	GP-GS	AB	R	H	2B	3B	HR	RBI	SB-A
2021*	.448	39-7	125	38	56	16	2	9	44	8-11
2022*	.425	48-7	181	66	77	22	2	13	49	12-16
2023	.231	45-42	130	22	30	4	0	2	19	2-3
TOTAL	.374	132-42	436	126	163	42	4	24	112	22-30

### SEASON HIGHS

AB: 6, vs. GT (3/14)  
 R: 2, four times  
 H: 2, seven times  
 2B: 1, four times  
 HR: 1, two times  
 RBI: 3, at Ole Miss (5/12)

### CAREER HIGHS

6, three times  
 4, vs. Rose State (3/5/22)  
 5, at Western OK State (3/29/22)  
 2, seven times  
 1, 24 times  
 5, vs. Murray State (1/31/21)

## 2 • JOSH HALL OF

5-9 • 174 • GR • Homewood, AL • Ole Miss

- Entered as a pinch runner and scored the game-winning run in the finale vs. Miss State (4/23)

### CAREER STATISTICS

YEAR	AVG	GP-GS	AB	R	H	2B	3B	HR	RBI	SB-A
2019*	.171	54-9	35	12	6	0	1	1	7	10-11
2021	.326	20-10	43	10	14	2	2	0	9	5-6
2022	.269	18-6	26	5	7	1	0	0	2	1-1
2023	.267	20-3	15	5	4	0	0	0	4	1-1
AU	.298	58-19	84	20	25	3	2	0	15	7-8
TOTAL	.260	113-28	119	32	31	3	3	1	22	17-19

### SEASON HIGHS

AB: 5, vs. GT (3/14)  
 R: 2, vs. FAMU (3/1)  
 H: 3, vs. GT (3/14)  
 2B: --  
 HR: --  
 RBI: 2, two times

### CAREER HIGHS

5, three times  
 3, vs. AAMU (2/23/21)  
 3, two times  
 1, three times  
 1, vs. Ark-Pine Bluff (3/20/19)  
 3, vs. AAMU (2/23/21)

## 16 • CAM HILL IF

6-4 • 219 • JR • Madison, AL • Bob Jones

### CAREER STATISTICS

YEAR	AVG	GP-GS	AB	R	H	2B	3B	HR	RBI	SB-A
2021	.270	35-30	111	19	30	6	1	5	22	0-0
2022	.278	39-26	108	16	30	7	0	1	19	0-1
2023	.200	10-4	15	1	3	0	0	0	2	0-0
TOTAL	.269	84-60	234	36	63	13	1	6	43	0-1

### SEASON HIGHS

AB: 3, vs. UNA (2/21)  
 R: 1, vs. UNA (2/21)  
 H: 1, three times  
 2B: --  
 HR: --  
 RBI: 2, vs. UNA (2/21)

### CAREER HIGHS

5, six times  
 4, at Missouri (5/20/21)  
 3, four times  
 2, vs. Texas A&M (5/16/21)  
 1, six times  
 4, vs. Boston College (3/6/21)

## 5 • KASON HOWELL OF

6-0 • 178 • 5th • Argyle, TX • Liberty Christian

- Went 4-for-4 with 3 2B, 4 RBI in opener at Ole Miss, marking 2nd career 4-hit game and 3rd 3-double game
- Has driven in 23 runs in the last 14 games, including 11 runs in the last four games
- Is the NCAA active leader in career doubles (70) and is 2nd in program history, one shy of tying career record
- Has started 238 career games, including 162 of the last 163 dating back to 2021

### CAREER STATISTICS

YEAR	AVG	GP-GS	AB	R	H	2B	3B	HR	RBI	SB-A
2019	.262	63-63	225	31	59	10	0	0	28	14-16
2020	.359	11-10	39	8	14	7	0	0	6	0-0
2021	.260	52-51	177	29	46	12	0	8	30	8-13
2022	.287	65-65	251	50	72	19	2	2	35	11-13
2023	.282	49-49	188	35	53	22	3	4	38	6-6
TOTAL	.277	240-238	880	153	244	70	5	14	137	39-48

### SEASON HIGHS

AB: 7, vs. GT (3/14)  
 R: 3, two times  
 H: 4, at Ole Miss (5/12)  
 2B: 3, two times  
 HR: 1, four times  
 RBI: 5, vs. LSU (5/7)

### CAREER HIGHS

7, vs. GT (3/14/23)  
 3, six times  
 4, two times  
 3, three times  
 2, two times  
 5, two times

## 18 • IKE IRISH DH/C

6-2 • 202 • FR • Hudsonville, MI • St. Mary's Prep

- Went 6-for-13 with 5 R, 2 HR, 5 RBI at Ole Miss
- Homered in back-to-back games to end the series, marking his first HRs since Mar. 31
- Ranks 4th in the SEC and 6th among freshmen nationally in hits (75)
- Leads the team with 25 multi-hit games

### CAREER STATISTICS

YEAR	AVG	GP-GS	AB	R	H	2B	3B	HR	RBI	SB-A
2023	.366	50-50	205	43	75	19	1	5	46	2-2

### SEASON HIGHS

AB: 6, vs. GT (3/14)  
 R: 3, three times  
 H: 4, two times  
 2B: 2, two times  
 HR: 1, five times  
 RBI: 5, vs. North Alabama (3/28)

### CAREER HIGHS

6, vs. GT (3/14/23)  
 3, three times  
 4, two times  
 2, two times  
 1, five times  
 5, vs. North Alabama (3/28/23)

## 14 • JUSTIN KIRBY OF

5-11 • 203 • GR • Alpharetta, GA • Kent State

- Drove in a pair of runs on two sac flies vs. Troy (4/25)
- His first six hits of the season were HRs

### CAREER STATISTICS

YEAR	AVG	GP-GS	AB	R	H	2B	3B	HR	RBI	SB-A
2019*	.313	42/37	147	42	46	14	2	9	30	9-11
2020*	.189	12/12	37	3	7	3	0	0	2	0-0
2021*	.301	48/43	146	31	44	8	1	5	25	10-10
2022*	.323	53/51	198	44	64	17	1	15	45	14-20
2023	.250	37-34	128	26	32	9	1	8	29	6-6
TOTAL	.293	192-177	656	146	192	51	5	37	131	39-47

### SEASON HIGHS

AB: 6, three times  
 R: 3, two times  
 H: 4, vs. GT (3/14)  
 2B: 1, nine times  
 HR: 2, vs. USC (2/26)  
 RBI: 7, vs. USC (2/26)

### CAREER HIGHS

6, eight times  
 4, two times  
 4, three times  
 2, five times  
 3, at Northern Illinois (4/19/22)  
 7, vs. USC (2/26/23)

## 24 • NATE LARUE C

6-3 • 223 • SR • Mobile, AL • McGill-Toolen

- Is hitting .268 (11-for-41) with 4 HR and 9 RBI in the last four SEC series
- Leads the SEC in pickoffs (5) and is T-4th in runners caught stealing (6)

### CAREER STATISTICS

YEAR	AVG	GP-GS	AB	R	H	2B	3B	HR	RBI	SB-A
2020	.294	8-3	17	6	5	1	0	0	2	0-0
2021	.219	16-10	32	8	7	2	0	2	5	0-0
2022	.211	52-42	152	19	32	8	0	6	34	2-2
2023	.169	41-39	124	14	21	1	0	4	14	4-6
TOTAL	.200	117-94	325	47	65	12	0	12	55	5-6

### SEASON HIGHS

AB: 5, four times  
 R: 1, 14 times  
 H: 2, three times  
 2B: 1, at Florida (4/1)  
 HR: 1, four times  
 RBI: 3, at Ole Miss (5/12)

### CAREER HIGHS

5, eight times  
 3, vs. Southeastern (6/3/22)  
 3, at Texas A&M (3/27/22)  
 2, vs. Arkansas (5/6/22)  
 2, vs. Southeastern (6/3/22)  
 5, at Texas A&M (3/27/22)

## 26 • COOPER McMURRAY IF

6-3 • 258 • R-SO • Tulsa, OK • Kansas

- Hit a grand slam in Auburn's 6-run 5th inning in the series finale at Ole Miss
- Has 11 HR and 39 RBI in 28 games since returning from an ankle injury on Mar. 23
- Is 4th in the league in SLG (.760) and RBI (34), 6th in OBP (.470) and T-7th in HR (10) in SEC play

### CAREER STATISTICS

YEAR	AVG	GP-GS	AB	R	H	2B	3B	HR	RBI	SB-A
2022*	.248	42-33	113	16	28	6	0	9	19	0-0
2023	.297	35-33	111	32	33	4	0	13	45	1-1
TOTAL	.275	77-66	222	48	61	10	0	22	64	1-1

### SEASON HIGHS

AB: 5, two times  
 R: 3, two times  
 H: 3, two times  
 2B: 1, four times  
 HR: 2, three times  
 RBI: 5, two times

### CAREER HIGHS

6, vs. Oklahoma (4/23/22)  
 3, two times  
 3, three times  
 1, 10 times  
 2, four times  
 5, two times

## 11 • GAVIN MILLER IF

**SEASON HIGHS**

**AB:** 6, two times  
**R:** 4, vs. LSU (5/7)  
**H:** 5, at Georgia Tech (4/11)  
**2B:** 1, eight times  
**HR:** 1, five times  
**RBI:** 3, two times

**CAREER HIGHS**

6, two times  
 4, vs. LSU (5/7/23)  
 5, at Georgia Tech (4/11/23)  
 1, 25 times  
 1, 23 times  
 4, vs. Paradise Valley (2/26/19)

**3 • CHRIS STANFIELD OF**

6-1 • 189 • FR • Tallahassee, FL • Chiles

- Has hit out of the leadoff spot in the last 12 SEC games
- Tallied a season-high 3 H with 3 R in opener at Ole Miss
- Went 4-for-his-last-5 in the series
- Scored the game-winning run in the bottom of the 8th inning of the series opener vs. Miss State (4/21)

**CAREER STATISTICS**

YEAR	AVG	GP-GS	AB	R	H	2B	3B	HR	RBI	SB-A
2023	.292	42-32	130	27	38	6	2	2	17	5-6

**SEASON HIGHS**

**AB:** 6, at Ole Miss (5/12)  
**R:** 3, two times  
**H:** 3, at Ole Miss (5/13)  
**2B:** 1, six times  
**HR:** 1, two times  
**RBI:** 2, six times

**CAREER HIGHS**

6, at Ole Miss (5/12/23)  
 3, two times  
 3, at Ole Miss (5/13/23)  
 1, six times  
 1, two times  
 2, six times

**8 • BRYSON WARE IF**

6-2 • 211 • SR • Madison, MS • Pearl River

- Went 6-for-15 with 1 2B and 5 R at Ole Miss
- Has four game-tying or go-ahead HR in the 8th inning or later this season
- Ranks top 10 in the SEC in runs (57), HR (19), slugging (.715) and total bases (138)
- Named to Golden Spikes Award Midseason Watch List

**CAREER STATISTICS**

YEAR	AVG	GP-GS	AB	R	H	2B	3B	HR	RBI	SB-A
2020*	.321	16-7	53	14	17	3	3	5	17	4-5
2021	.254	43-37	138	36	35	6	1	6	26	4-5
2022	.234	49-23	94	23	22	8	2	1	21	4-4
2023	.352	50-50	193	57	68	11	1	19	54	4-6
AU	.294	142-110	425	116	125	25	4	26	101	12-15
TOTAL	.297	158-110	478	130	142	28	7	31	118	16-20

**SEASON HIGHS**

**AB:** 7, vs. GT (3/14)  
**R:** 3, five times  
**H:** 3, seven times  
**2B:** 2, two times  
**HR:** 2, two times  
**RBI:** 3, 10 times

**CAREER HIGHS**

7, vs. GT (3/14/23)  
 6, vs. AAMU (2/24/21)  
 3, 13 times  
 2, three times  
 2, two times  
 6, two times

**10 • BRODY WORTHAM IF**

6-1 • 187 • GR • Wedowee, AL • West Georgia

- Went 1-for-1 with a walk and 2 RBI vs. LSU (5/6)

**CAREER STATISTICS**

YEAR	AVG	GP-GS	AB	R	H	2B	3B	HR	RBI	SB-A
2019*	.317	30-20	82	19	26	5	0	1	14	2-3
2020*	.324	20-20	71	16	23	7	0	1	10	4-4
2021*	.411	41-41	163	37	67	13	1	4	26	10-12
2022*	.372	45-44	183	47	68	9	2	9	32	9-10
2023	.167	13-2	18	5	3	0	0	0	4	0-0
TOTAL	.362	149-127	517	124	187	34	3	15	86	25-29

**SEASON HIGHS**

**AB:** 4, vs. South Alabama (3/21)  
**R:** 2, vs. South Alabama (3/21)  
**H:** 1, three times  
**2B:** --  
**HR:** --  
**RBI:** 2, vs. LSU (5/6)

**CAREER HIGHS**

6, four times  
 3, six times  
 5, at Mississippi College (4/2/21)  
 2, three times  
 2, vs. North Georgia (3/30/22)  
 5, vs. West Alabama (3/26/22)

**4 • CARTER WRIGHT C**

6-0 • 195 • JR • Blairsville, GA • Iowa Western

- Is hitting .333 (5-for-15) with 6 RBI since Mar. 21
- Drew a bases-loaded walk in the bottom of the 11th inning in the series opener vs. UGA (3/23)

**CAREER STATISTICS**

YEAR	AVG	GP-GS	AB	R	H	2B	3B	HR	RBI	SB-A
2021*	.353	43-7	119	34	42	8	0	0	27	0-0
2022*	.371	39-7	124	29	46	9	1	1	43	4-4
2023	.200	17-5	25	3	5	0	0	0	6	0-0
TOTAL	.347	97-5	268	66	93	17	1	1	76	4-4

**SEASON HIGHS**

**AB:** 4, vs. South Alabama (3/21)  
**R:** 1, three times  
**H:** 2, vs. South Alabama (3/21)  
**2B:** --  
**HR:** --  
**RBI:** 2, two times

**CAREER HIGHS**

5, seven times  
 3, six times  
 3, five times  
 2, two times  
 1, at Southwestern (4/6/22)  
 5, at Southwestern (4/6/22)

**PITCHER PROFILES**

**46 • CHASE ALLSUP RHP**

6-1 • 238 • SO • Dothan, AL • Dothan

- Pitched a career-high 4.0 IP in series opener vs. LSU
- Has a 4.00 ERA in three appearances (two starts) and 9.0 IP the last two SEC weekends

**CAREER STATISTICS**

YEAR	ERA	W-L	G/S	IP	H	R	ER	BB	K	BAA
2022	3.38	1-0	23/0	29.1	24	15	11	17	36	.226
2023	7.24	0-1	17/5	32.1	44	29	26	26	33	.321
TOTAL	5.40	1-1	40/5	61.2	68	44	37	43	69	.280

**SEASON HIGHS**

**IP:** 4.0, vs. LSU (5/5)  
**H:** 5, two times  
**R:** 6, at Georgia Tech (4/11)  
**ER:** 6, at Georgia Tech (4/11)  
**K:** 5, vs. Lipscomb (3/3)  
**BB:** 4, at Georgia Tech (4/11)  
**PC:** 74, at Georgia Tech (4/11)

**CAREER HIGHS**

4.0 (5/5/23)  
 5, two times  
 6, at Georgia Tech (4/11/23)  
 6, at Georgia Tech (4/11/23)  
 5, two times  
 4, at Georgia Tech (4/11/23)  
 74, at Georgia Tech (4/11/23)

**41 • JOHN ARMSTRONG RHP**

5-11 • 225 • SO • Marietta, GA • Harrison

- Hasn't pitched in two of the last three series but is still tied for the team lead with 20 appearances
- Leads the team and ranks top 10 in the SEC in wins
- Has a 3.80 ERA and all six of his wins at home

**CAREER STATISTICS**

YEAR	ERA	W-L	G/S	IP	H	R	ER	BB	K	BAA
2022	4.26	1-0	19/0	19.0	20	13	9	11	21	.294
2023	5.24	6-2	20/1	34.1	36	24	20	15	32	.265
TOTAL	4.89	7-2	39/1	53.1	56	37	29	26	53	.275

**SEASON HIGHS**

**IP:** 3.1, two times  
**H:** 7, at Florida (4/1)  
**R:** 7, at Florida (4/1)  
**ER:** 4, at Florida (4/1)  
**K:** 5, vs. Texas A&M (4/7)  
**BB:** 3, two times  
**PC:** 65, vs. Texas A&M (4/7)

**CAREER HIGHS**

3.1, two times  
 7, at Florida (4/1/23)  
 7, at Florida (4/1/23)  
 4, two times  
 5, vs. Texas A&M (4/7/23)  
 3, two times  
 65, vs. Texas A&M (4/7/23)

**25 • TANNER BAUMAN LHP**

6-4 • 208 • JR • Jacksonville, FL • St. John's River

- Leads the team with 12 appearances in SEC play
- Earned his 3rd SEC win in 3.1 scoreless IP at Ole Miss
- His 3.1 IP were the third most in a league game

**CAREER STATISTICS**

YEAR	ERA	W-L	G/S	IP	H	R	ER	BB	K	BAA
2021*	4.70	2-3	19/4	44.0	47	28	23	18	40	.267
2022*	5.91	3-10	16/14	77.2	96	69	51	34	100	.292
2023	5.65	4-1	18/3	43.0	43	28	27	26	36	.257
TOTAL	5.52	9-14	53/21	164.2	186	125	101	78	176	--

**SEASON HIGHS**

**IP:** 4.1, vs. Texas A&M (4/6)  
**H:** 7, vs. Southeastern (3/10)  
**R:** 6, vs. Texas A&M (4/6)  
**ER:** 6, vs. Texas A&M (4/6)  
**K:** 5, vs. Lipscomb (3/3)  
**BB:** 3, three times  
**PC:** 82, vs. Texas A&M (4/6)

**CAREER HIGHS**

7.0, vs. Fla State Jacksonville (4/5/21)  
 11, at Central Florida (3/25/22)  
 8, two times  
 6, four times  
 11, vs. Seminole State (3/7/22)  
 4, three times  
 82, vs. Texas A&M (4/6/23)

**33 • WILL CANNON RHP**

6-1 • 187 • SO • Phenix City, AL • NW Florida State

- Is 3rd on the team with a 4.67 ERA in SEC play
- Earned his 5th save in 3.0 IP in middle game vs. LSU (5/6), striking out three batters in the 9th inning
- Ranks T-4th in the league with five saves

**CAREER STATISTICS**

YEAR	ERA	W-L	G/S	IP	H	R	ER	BB	K	BAA
2022*	3.10	3-2	14/1	29.0	23	10	10	19	30	.213
2023	4.87	2-1	19/3	40.2	47	24	22	26	39	.297
TOTAL	4.13	5-3	33/4	69.2	70	34	32	45	69	--

**SEASON HIGHS**

**IP:** 4.2, at Arkansas (3/19)  
**H:** 8, vs. Miss State (4/23)  
**R:** 5, vs. Miss State (4/23)  
**ER:** 5, vs. Miss State (4/23)  
**K:** 4, three times  
**BB:** 3, three times  
**PC:** 77, at Florida (3/31)

**CAREER HIGHS**

4.2, two times  
 8, vs. Miss State (4/23/23)  
 5, vs. Miss State (4/23/23)  
 5, vs. Miss State (4/23/23)  
 5, vs. Chipola (4/9/22)  
 5, vs. Chipola (4/9/22)  
 77, at Florida (3/31/23)

**23 • P. CARLSON RHP**

6-1 • 184 • SO • Mobile, Ala. • Faith Academy

- Is T-4th on the team with 15 relief appearances but hasn't pitched since 4/30
- Pitched a career high 3.1 IP vs. Troy (4/25)
- Earned his first career save vs. Texas A&M (4/7)

**CAREER STATISTICS**

YEAR	ERA	W-L	G/S	IP	H	R	ER	BB	K	BAA
2022	8.59	1-1	5/0	7.1	8	7	7	3	10	.267
2023	4.50	1-1	15/0	16.0	17	10	8	16	20	.266
TOTAL	5.79	2-2	20/0	23.1	25	17	15	19	30	.266

**SEASON HIGHS**

**IP:** 3.1, vs. Troy (4/25)  
**H:** 3, two times  
**R:** 3, vs. FAMU (3/1)  
**ER:** 2, two times  
**K:** 3, three times  
**BB:** 3, vs. Troy (4/25)  
**PC:** 59, vs. Troy (4/25)

**CAREER HIGHS**

3.1, vs. Troy (4/25/23)  
 3, three times  
 3, two times  
 3, vs. MTSU (3/13/22)  
 4, vs. Rhode Island (3/6/22)  
 3, vs. Troy (4/25/23)  
 59, vs. Troy (4/25/23)

**54 • K. COPELAND LHP**

6-2 • 185 • SR • Mobile, AL • Pensacola State

- After not traveling to Alabama, earned a win in two straight series clinchers vs. MSU (4/23) and SC (4/29)
- Went 2-0 with a 2.16 ERA and 6 K to 0 BB in 8.1 IP during the span

**CAREER STATISTICS**

YEAR	ERA	W-L	G/S	IP	H	R	ER	BB	K	BAA
2020*	5.28	0-2	3/1	15.1	19	12	9	7	8	.297
2021*	1.74	7-1	12/8	57.0	43	14	11	16	81	.201
2022	4.20	3-0	9/2	15.0	20	11	7	8	19	.328
2023	8.13	3-1	14/4	31.0	45	30	28	11	32	.346
AU	6.85	6-1	23/6	46.0	65	41	35	19	51	.340
TOTAL	4.18	13-4	39/17	118.1	127	67	55	42	140	--

**SEASON HIGHS**

**IP:** 5.0, at JSU (3/8)  
**H:** 6, vs. GT (3/14)  
**R:** 5, vs. GT (3/14)  
**ER:** 5, vs. GT (3/14)  
**K:** 6, two times  
**BB:** 3, at UAB (4/4)  
**PC:** 66, vs. UNA (2/21)

**CAREER HIGHS**

7.0, two times  
 11, at Chipola (3/20/21)  
 5, vs. GT (3/14/23)  
 5, vs. GT (3/14/23)  
 12, at NW FL State (4/30/21)  
 3, at UAB (4/4/23)  
 68, vs. Kennesaw St. (4/20/22)

**77 • Z. CROTCHFELT LHP**



**29 • C. HERBERHOLZ RHP**

5-11 • 197 • R-JR • Scottsboro, AL • Southern Union

- Leads the team and ranks 2nd in the league with a 2.30 ERA in SEC play
- Earned his first win and matched a season high with 5.0 IP in the series finale vs. LSU (5/7)
- Has posted a 1.80 ERA with 18 K in 20.0 IP as a starter in SEC play the last five weekends

**CAREER STATISTICS**

YEAR	ERA	W-L	G/S	IP	H	R	ER	BB	K	BAA
2020*	10.43	0-4	5/4	14.2	17	19	17	10	13	.288
2021*	13.50	0-0	1/0	0.2	0	1	1	1	1	.000
2022*	2.40	4-0	10/7	56.1	41	24	15	11	55	.179
2023	4.18	1-3	17/8	47.1	51	26	22	22	41	.283
TOTAL	4.16	5-7	33/19	119.0	109	70	55	44	111	--

**SEASON HIGHS**

IP: 5.0, two times  
 H: 6, two times  
 R: 4, vs. Lipscomb (3/4)  
 ER: 4, vs. Lipscomb (3/4)  
 K: 6, at S. Carolina (4/29)  
 BB: 4, at S. Carolina (4/29)  
 PC: 92, at S. Carolina (4/29)

**CAREER HIGHS**

7.2, at Beville State (4/15/22)  
 7, vs. Shelton State (3/31/22)  
 7, at Wallace State (3/24/22)  
 6, at N.C. State (2/23/20)  
 13, vs. Marion Military (3/17/22)  
 4, two times  
 92, at S. Carolina (4/29/23)

**17 • TREVOR HORNE RHP**

6-3 • 203 • R-FR • Phenix City, AL • Glenwood

- Made his third SEC appearance in the finale at SC (4/30)

**CAREER STATISTICS**

YEAR	ERA	W-L	G/S	IP	H	R	ER	BB	K	BAA
2023	9.64	0-1	9/0	9.1	11	10	10	6	9	.282

**SEASON HIGHS**

IP: 1.2, three times  
 H: 3, two times  
 R: 4, vs. Texas A&M (4/7)  
 ER: 4, vs. Texas A&M (4/7)  
 K: 3, vs. FAMU (3/1)  
 BB: 3, vs. Texas A&M (4/7)  
 PC: 40, vs. Texas A&M (4/7)

**CAREER HIGHS**

1.2, three times  
 3, two times  
 4, vs. Texas A&M (4/7/23)  
 4, vs. Texas A&M (4/7/23)  
 3, vs. FAMU (3/1/23)  
 3, vs. Texas A&M (4/7/23)  
 40, vs. Texas A&M (4/7/23)

**43 • CHASE ISBELL RHP**

6-2 • 210 • SR • Springville, AL • Samford

- Tied for the most appearances on the team (20)
- Pitched the last 2.0 IP in the series finale at Ole Miss
- Earned a save in back-to-back appearances vs. USA (3/21) and UGA (3/24)
- Pitched an immaculate inning vs. UNA (2/21)

**CAREER STATISTICS**

YEAR	ERA	W-L	G/S	IP	H	R	ER	BB	K	BAA
2020*	3.38	1-0	5/0	5.1	3	4	2	7	6	.167
2021*	2.32	4-2	26/0	31.0	19	9	8	13	44	.173
2022	4.82	1-1	14/0	18.2	17	10	10	14	23	.243
2023	6.92	2-1	20/1	26.0	28	20	20	14	35	.275
AU	6.04	3-2	34/1	44.2	45	30	30	28	58	.262
TOTAL	4.44	8-4	65/1	81.0	67	43	40	48	108	--

**SEASON HIGHS**

IP: 3.1 vs. Lipscomb (3/4)  
 H: 4, vs. Lipscomb (3/4)  
 R: 4, vs. USC (2/26)  
 ER: 4, vs. USC (2/26)  
 K: 7, vs. Lipscomb (3/4)  
 BB: 2, three times  
 PC: 56, vs. Lipscomb (3/4)

**CAREER HIGHS**

3.1, vs. Lipscomb (3/4/23)  
 5, vs. Vandy (4/9/22)  
 5, at LSU (4/1/22)  
 5, at LSU (4/1/22)  
 7, vs. Lipscomb (3/4/23)  
 3, at Samford (5/17/22)  
 57, at ETSU (5/21/21)

**47 • C. KESHOCK RHP**

6-6 • 214 • FR • Spanish Fort, Ala. • Spanish Fort

- Logged a season-high 1.1 IP in the finale at SC (4/30)
- Retired the first four batters he faced in the outing, his first appearance since Mar. 25

**CAREER STATISTICS**

YEAR	ERA	W-L	G/S	IP	H	R	ER	BB	K	BAA
2023	42.43	0-0	4/0	2.1	9	11	11	2	2	.563

**SEASON HIGHS**

IP: 1.1, at S. Carolina (4/30)  
 H: 4, vs. Georgia (3/25)  
 R: 7, vs. Georgia (3/25)  
 ER: 7, vs. Georgia (3/25)  
 K: 1, two times  
 BB: 1, two times  
 PC: 19, at S. Carolina (4/30)

**CAREER HIGHS**

1.1, at S. Carolina (4/30/23)  
 4, vs. Georgia (3/25/23)  
 7, vs. Georgia (3/25/23)  
 7, vs. Georgia (3/25/23)  
 1, two times  
 1, two times  
 19, at S. Carolina (4/30/23)

**22 • HAYDEN MURPHY RHP**

6-3 • 185 • FR • Chula, GA • Tiftarea Academy

- Pitched a 1-2-3 9th inning in the opener vs. LSU (5/5)
- Made his first career start vs. Troy (4/25)
- Pitched a season-high 3.1 IP and earned his first career win in the midweek vs. Samford (4/18)

**CAREER STATISTICS**

YEAR	ERA	W-L	G/S	IP	H	R	ER	BB	K	BAA
2023	11.00	1-0	12/1	18.0	32	22	22	8	11	.386

**SEASON HIGHS**

IP: 3.1, vs. Samford (4/18)  
 H: 7, vs. Texas A&M (4/7)  
 R: 5, two times  
 ER: 5, two times  
 K: 2, four times  
 BB: 2, two times  
 PC: 64, vs. Texas A&M (4/7)

**CAREER HIGHS**

3.1, vs. Samford (4/18/23)  
 7, vs. Texas A&M (4/7/23)  
 5, two times  
 5, two times  
 2, four times  
 2, two times  
 64, vs. Texas A&M (4/7/23)

**12 • DREW NELSON LHP**

5-11 • 198 • FR • Troy, AL • Pike Liberal Arts

- Earned his first SEC win in 2.0 scoreless IP in the series finale at Ole Miss
- Is 1-0 w/ a SV and 0.00 ERA in 5.0 IP the last two series
- Pitched a 7.0 inning complete game vs. UNA (3/28)

**CAREER STATISTICS**

YEAR	ERA	W-L	G/S	IP	H	R	ER	BB	K	BAA
2023	5.81	3-3	16/4	31.0	23	21	20	19	29	.207

**SEASON HIGHS**

IP: 7.0, vs. North Alabama (3/28)  
 H: 4, vs. USC (2/26)  
 R: 4, two times  
 ER: 4, two times  
 K: 7, vs. North Alabama (3/28)  
 BB: 3, four times  
 PC: 93, vs. North Alabama (3/28)

**CAREER HIGHS**

7.0, vs. North Alabama (3/28/23)  
 4, vs. USC (2/26/23)  
 4, two times  
 4, two times  
 7, vs. North Alabama (3/28/23)  
 3, four times  
 93, vs. North Alabama (3/28/23)

**44 • RYAN OLSON RHP**

6-1 • 206 • FR • Auburn, AL • Auburn

- Made his SEC debut and recorded an out to end the 8th inning in the finale at SC (4/30)

**CAREER STATISTICS**

YEAR	ERA	W-L	G/S	IP	H	R	ER	BB	K	BAA
2023	18.00	0-0	4/0	2.0	6	4	4	2	3	.545

**SEASON HIGHS**

IP: 1.0, vs. FAMU (3/1)  
 H: 3, vs. Southeastern (3/11)  
 R: 3, vs. Southeastern (3/11)  
 ER: 3, vs. Southeastern (3/11)  
 K: 2, vs. FAMU (3/1)  
 BB: 2, vs. Indiana (2/19)  
 PC: 26, vs. FAMU (3/1)

**CAREER HIGHS**

1.0, vs. FAMU (3/1/23)  
 3, vs. Southeastern (3/11/23)  
 3, vs. Southeastern (3/11/23)  
 3, vs. Southeastern (3/11/23)  
 2, vs. FAMU (3/1/23)  
 2, vs. Indiana (2/19/23)  
 26, vs. FAMU (3/1/23)

**20 • TOMMY SHEEHAN LHP**

6-0 • 210 • Gr. • Brielle, NJ • Notre Dame

**CAREER STATISTICS**

YEAR	ERA	W-L	G/S	IP	H	R	ER	BB	K	BAA
2018*	5.74	2-4	14/14	62.2	62	43	40	41	27	.264
2019*	4.58	5-6	15/15	92.1	100	62	47	23	62	.268
2020*	2.70	3-0	4/4	23.1	18	7	7	5	22	.202
2021*	6.75	0-1	2/2	8.0	10	6	6	5	10	.303
2022	4.28	2-0	16/3	33.2	25	18	16	22	29	.207
2023	13.50	0-1	4/1	2.2	3	4	4	6	6	.273
AU	4.95	2-1	20/4	36.1	28	22	20	28	35	.212
TOTAL	4.85	12-12	55/38	222.2	218	140	120	102	156	--

**SEASON HIGHS**

IP: 1.1, at UAB (4/4)  
 H: 2, vs. Texas A&M (4/7)  
 R: 3, vs. Texas A&M (4/7)  
 ER: 3, vs. Texas A&M (4/7)  
 K: 3, at UAB (4/4)  
 BB: 3, vs. Texas A&M (4/7)  
 PC: 36, vs. Texas A&M (4/7)

**CAREER HIGHS**

9.0, two times  
 13, vs. North Carolina (4/13/19)  
 11, vs. North Carolina (4/13/19)  
 8, vs. North Carolina (4/13/19)  
 9, at UAB (2/14/20)  
 6, vs. Purdue (2/24/18)  
 112, vs. North Carolina (4/13/19)

**21 • TOMMY VAIL LHP**

5-11 • 190 • Gr. • Seattle, WA • TCU/Notre Dame

- Auburn is 10-2 in games he has started
- Logged 8.0 IP and held Ole Miss to 1 R on 2 H with 1 BB and 6 K in the series clinching win in Oxford
- Retired the last 14 batters he faced
- His 8.0 IP were the most by an Auburn pitcher this season and the most since 4/16/22
- Is 3-0 and leads the SEC with a 1.26 ERA in 282. IP the last five weekends
- Ranks top 10 in the league in ERA (3.34), strikeouts (72), opposing avg (.175), and hits allowed (36)

**CAREER STATISTICS**

YEAR	ERA	W-L	G/S	IP	H	R	ER	BB	K	BAA
2018*	3.90	3-2	27/1	27.2	24	16	12	24	30	.231
2019*	3.27	3-2	25/2	44.0	24	19	16	26	61	.157
2020*	2.08	3-0	7/0	17.1	5	6	4	3	24	.086
2021*	DNP-INJURED									
2022*	3.65	1-0	13/0	12.1	9	5	5	6	15	.205
2023	3.34	5-1	14/12	59.1	36	24	22	36	72	.175
TOTAL	3.30	14-5	86/15	160.2	98	70	59	95	202	--

**SEASON HIGHS**

IP: 8.0, at Ole Miss (5/12)  
 H: 7, vs. Georgia (3/23)  
 R: 5, two times  
 ER: 5, vs. Texas A&M (4/7)  
 K: 10, vs. Miss State (4/21)  
 BB: 6, at S. Carolina (4/28)  
 PC: 107, at Ole Miss (5/12)

**CAREER HIGHS**

8.0, at Ole Miss (5/12/23)  
 7, vs. Georgia (3/23/23)  
 5, two times  
 5, vs. Texas A&M (4/7/23)  
 10, vs. Miss State (4/21/23)  
 6, at S. Carolina (4/28/23)  
 107, at Ole Miss (5/12/23)

# PITCHING CAREERS

## CHASE ALLSOP'S AUBURN APPEARANCES

### 2022 - FRESHMAN YEAR

Date	Opp (Res.)	DEC	QS	IP	H	R	ER	BB	SO	HR	ERA	NP
2/20	vs. Kansas State (W, 12-1)	-	-	1.0	0	0	0	0	3	0	0.00	14
2/25	YALE (W, 9-0)	-	-	1.0	0	0	0	2	2	0	0.00	25
3/2	UAB (W, 16-1)	-	-	1.0	0	0	0	1	2	0	0.00	20
3/9	vs. Tennessee Tech (W, 4-3)	-	-	2.0	2	0	0	1	3	0	0.00	39
3/13	MIDDLE TENNESSEE-G1 (W, 10-7)	-	-	1.1	3	1	0	1	3	0	0.00	35
3/18	#1 OLE MISS (W, 19-5)	-	-	1.1	2	4	2	2	2	1	2.35	49
3/26	at Texas A&M (L, 4-5 [11])	-	-	0.1	0	0	0	0	0	0	2.25	1
3/27	at Texas A&M (W, 13-9)	W	-	1.0	0	1	0	1	0	0	2.00	19
4/5	at UAB (W, 6-4)	S	-	2.1	2	1	1	0	2	1	2.38	34
4/12	SAMFORD (W, 4-1)	-	-	2.0	1	0	0	0	5	0	2.03	33
4/19	ALABAMA STATE (W, 6-5 [10])	-	-	0.2	0	0	0	2	0	0	1.93	15
4/22	SOUTH CAROLINA (W, 6-3)	-	-	0.2	0	0	0	0	0	0	1.84	5
4/26	at Jax State (W, 8-4)	-	-	2.2	2	1	1	0	3	1	2.08	31
4/30	at #1 Tennessee (W, 8-6)	-	-	1.1	2	1	1	1	1	0	2.41	41
5/6	#3 ARKANSAS (L, 8-11)	-	-	1.2	1	0	0	1	0	0	2.21	21
5/8	#3 ARKANSAS (L, 4-7)	-	-	0.2	1	1	1	2	0	0	2.57	22
5/14	ALABAMA (W, 6-4)	S	-	2.0	1	0	0	0	2	0	2.35	21
5/17	at Samford (W, 8-4)	-	-	1.0	1	0	0	1	2	0	2.25	21
5/20	at Kentucky (W, 6-3)	-	-	1.0	1	1	1	0	1	1	2.52	14
5/21	at Kentucky (L, 3-6)	-	-	2.0	2	1	1	0	2	0	2.67	28
5/25	vs. Kentucky (L, 1-3)	-	-	1.0	0	0	0	0	3	0	2.57	20
6/12	at #3 Oregon State (L, 3-4)	-	-	0.2	1	1	1	1	0	0	2.83	11
6/21	vs. Arkansas (L, 1-11)	-	-	0.2	2	2	2	1	1	0	3.38	21

### 2023 - SOPHOMORE YEAR

Date	Opp (Res.)	DEC	QS	IP	H	R	ER	BB	SO	HR	ERA	NP
2/17	*INDIANA (W, 8-4)	-	-	2.0	3	2	2	2	4	1	9.00	48
2/24	*USC (W, 5-3)	-	-	3.2	5	1	1	2	2	0	4.76	72
3/3	LIPSCOMB (W, 7-3)	S	-	3.0	1	1	1	2	5	1	4.15	55
3/7	UAB (W, 4-1)	S	-	3.1	3	1	1	1	3	0	3.75	46
3/11	SOUTHEASTERN (L, 3-8)	-	-	1.0	4	2	2	0	2	0	4.85	23
3/14	GEORGIA TECH (W, 12-11 [12])	-	-	0.2	4	3	3	0	0	0	6.59	20
3/19	at #3 Arkansas (L, 0-5)	-	-	0.1	4	2	2	0	1	0	7.71	19
3/24	GEORGIA (W, 6-3)	-	-	2.2	1	1	0	1	3	0	6.48	50
4/2	at #2 Florida (L, 8-17)	-	-	0.0	1	1	1	3	0	0	7.02	25
4/4	at UAB (L, 5-6)	-	-	1.0	1	0	0	0	1	0	6.62	13
4/7	TEXAS A&M (W, 10-9)	-	-	0.1	0	0	0	2	0	0	6.50	11
4/11	*at Georgia Tech (L, 8-12 [10])	-	-	3.0	5	6	6	4	3	2	8.14	74
4/16	at Alabama (L, 1-6)	-	-	0.1	1	0	0	1	0	0	8.02	12
4/22	MISS STATE (L, 10-11)	-	-	2.0	3	3	3	2	4	1	8.49	49
4/30	at #2 South Carolina (L, 7-8)	-	-	2.2	1	1	0	3	3	0	7.62	64
5/5	*vs. #1 LSU (L, 0-3)	L	-	4.0	3	2	2	2	1	1	7.20	72
5/12	*at Ole Miss (W, 16-4 [8])	-	-	2.1	4	3	2	1	1	0	7.24	52

## JOHN ARMSTRONG'S AUBURN APPEARANCES

### 2022 - FRESHMAN YEAR

Date	Opp (Res.)	DEC	QS	IP	H	R	ER	BB	SO	HR	ERA	NP
2/18	vs. Oklahoma (L, 0-3)	-	-	1.0	0	0	0	0	1	0	0.00	8
2/19	vs. #12 Texas Tech (W, 2-1)	-	-	0.2	0	0	0	1	0	0	0.00	13
2/25	YALE (W, 9-0)	-	-	0.2	0	0	0	0	2	0	0.00	9
2/26	YALE-G2 (L, 4-5 [10])	-	-	0.2	1	0	0	0	1	0	0.00	12
3/1	ALABAMA STATE (W, 13-7)	-	-	0.2	1	0	0	0	2	0	0.00	16
3/9	vs. Tennessee Tech (W, 4-3)	-	-	0.1	1	0	0	0	1	0	0.00	5
3/11	MIDDLE TENNESSEE (L, 8-10)	-	-	0.1	0	3	0	2	1	0	0.00	18
3/17	#1 OLE MISS (L, 6-13)	-	-	0.0	2	3	2	2	0	0	4.15	19
3/22	vs. South Alabama (W, 13-12)	-	-	0.1	0	0	0	0	0	0	3.86	4
3/29	JAX STATE (L, 2-5)	-	-	1.1	1	0	0	1	0	0	3.00	26
5/8	#3 ARKANSAS (L, 4-7)	-	-	2.2	0	0	0	1	4	0	2.08	40
5/13	ALABAMA (W, 3-2)	W	-	2.2	1	0	0	0	3	0	1.59	29
5/17	at Samford (W, 8-4)	-	-	2.1	1	0	0	0	3	0	1.32	29
5/20	at Kentucky (L, 1-5)	-	-	0.2	1	0	0	0	2	0	1.26	10
5/21	at Kentucky (L, 3-6)	-	-	0.0	3	2	2	1	0	0	2.51	11
6/4	FLORIDA STATE (W, 21-7)	-	-	2.0	3	1	1	1	0	0	2.76	24
6/11	at #3 Oregon State (W, 7-5)	-	-	1.0	0	0	0	1	0	0	2.60	15
6/12	at #3 Oregon State (L, 3-4)	-	-	0.2	2	0	0	0	0	0	2.50	9
6/21	vs. Arkansas (L, 1-11)	-	-	1.0	4	4	4	1	1	1	4.26	24

### 2023 - SOPHOMORE YEAR

Date	Opp (Res.)	DEC	QS	IP	H	R	ER	BB	SO	HR	ERA	NP
2/17	INDIANA (W, 8-4)	-	-	3.1	0	0	0	1	3	0	0.00	48
2/21	vs. North Alabama (W, 13-1)	-	-	1.1	1	0	0	0	2	0	0.00	18
2/24	USC (W, 5-3)	W	-	0.1	0	0	0	0	0	0	0.00	2
2/25	USC (W, 12-6)	W	-	1.2	1	3	3	3	1	0	4.05	34
3/3	LIPSCOMB (W, 7-3)	W	-	2.1	2	1	1	0	4	1	4.00	44
3/5	LIPSCOMB (W, 4-3)	W	-	3.0	0	0	0	0	2	0	3.00	43
3/10	SOUTHEASTERN (W, 7-1)	S	-	3.1	0	0	0	1	1	0	2.35	46
3/14	GEORGIA TECH (W, 12-11 [12])	-	-	1.0	3	1	1	0	2	0	2.76	18
3/17	at #3 Arkansas (L, 2-7)	-	-	2.0	5	3	2	1	2	0	3.44	51
3/21	vs. South Alabama (W, 6-5)	-	-	2.0	2	3	3	1	1	2	4.43	33
3/24	GEORGIA (W, 6-3)	W	-	2.2	5	0	0	1	0	0	3.91	39

4/1	*at #2 Florida (L, 5-12)	L	-	2.1	7	7	4	0	1	1	4.97	50
4/4	at UAB (L, 5-6)	-	-	0.0	1	0	0	0	0	0	4.97	2
4/7	TEXAS A&M (W, 10-9)	W	-	2.1	3	2	2	3	5	0	5.20	65
4/11	at Georgia Tech (L, 8-12 [10])	-	-	1.0	1	1	1	1	3	0	5.34	24
4/15	at Alabama (L, 2-4)	-	-	2.0	1	0	0	1	0	0	4.99	40
4/18	SAMFORD (W, 13-3 [8])	S	-	0.2	1	0	0	0	2	0	4.88	11
4/21	MISS STATE (W, 2-1)	-	-	1.2	1	1	1	1	3	0	4.91	26
4/22	MISS STATE (L, 10-11)	L	-	0.1	1	2	2	0	0	1	5.40	7
5/6	vs. #1 LSU (W, 8-6)	-	-	1.0	1	0	0	1	0	0	5.24	29

## TANNER BAUMAN'S AUBURN APPEARANCES

### 2023 - JUNIOR YEAR

Date	Opp (Res.)	DEC	QS	IP	H	R	ER	BB	SO	HR	ERA	NP
2/17	INDIANA (W, 8-4)	W	-	2.2	1	2	1	1	3	0	3.38	52
2/24	USC (W, 5-3)	-	-	3.2	1	2	2	3	3	0	4.26	52
3/3	*LIPSCOMB (W, 7-3)	-	-	3.2	4	1	1	1	5	1	3.60	73
3/10	*SOUTHEASTERN (W, 7-1)	-	-	4.0	7	1	1	1	3	0	3.21	75
3/14	GEORGIA TECH (W, 12-11 [12])	-	-	2.0	3	0	0	0	2	0	2.81	33
3/18	at #3 Arkansas (L, 3-9)	-	-	2.0	4	3	3	2	1	0	4.00	47
3/24	*GEORGIA (W, 6-3)	-	-	2.2	4	2	2	2	2	1	4.35	56
3/31	at #2 Florida (W, 10-1)	W	-	4.0	1	0	0	2	4	0	3.65	68
4/6	TEXAS A&M (L, 5-9)	L	-	4.1	4	6	6	3	4	2	4.97	82
4/11	at Georgia Tech (L, 8-12 [10])	-	-	0.0	0	0	0	1	0	0	4.97	5
4/14	at Alabama (W, 8-4)	-	-	1.2	2	4	4	3	2	0	5.87	56
4/16	at Alabama (L, 1-6)	-	-	1.2	2	2	2	0	1	0	6.12	29
4/21	MISS STATE (W, 2-1)	W	-	1.1	0	0	0	2	1	0	5.88	23
4/22	MISS STATE (L, 10-11)	-	-	0.1	0	2	2	2	0	0	6.35	12
4/28	at #2 South Carolina (W, 8-3)	-	-	3.0	4	1	1	1	2	0	6.08	49
4/30	*at #2 South Carolina (L, 7-8)	-	-	0.1	1	1	1	0	0	1	6.27	14
5/5	vs. #1 LSU (L, 0-3)	-	-	2.1	2	1	1	2	1	0	6.13	41
5/12	at Ole Miss (W, 16-4 [8])	W	-	3.1	3	0	0	0	2	0	5.65	65

## WILL CANNON'S AUBURN APPEARANCES

### 2023 - SOPHOMORE YEAR

Date	Opp (Res.)	DEC	QS	IP	H	R	ER	BB	SO	HR	ERA	NP
2/17	INDIANA (W, 8-4)	-	-	1.0	1	0	0	0	2	0	0.00	23
2/24	USC (W, 5-3)	S	-	1.1	2	0	0	1	1	0	0.00	26
2/25	USC (W, 12-6)	S	-	1.2	2	0	0	1	1	0	0.00	24
3/4	LIPSCOMB (W, 12-11)	W	-	2.0	2	0	1	2	2	0	1.50	36
3/8	at Jacksonville State (W, 6-3)	S	-	2.2	3	2	2	1	4	0	3.12	45
3/11	SOUTHEASTERN (L, 3-8)	-	-	1.0	4	3	1	1	1	1	3.72	30
3/14	GEORGIA TECH (W, 12-11 [12])	-	-	2.1	1	0	0	0	3	0	3.00	41
3/19	at #3 Arkansas (L, 0-5)	-	-	4.2	2	0	0	2	4	0	2.16	58
3/23	GEORGIA (W, 7-6 [11])	W	-	3.0	1	1	1	2	3	0	2.29	50
3/31	*at #2 Florida (W, 10-1)	-	-	4.0	5	1	1	3	2	0	2.28	77
4/6	*TEXAS A&M (L, 5-9)	-	-	3.0	5	2	2	1	3	0	2.70	72

**AUBURN** 2023 AUBURN BASEBALL GAME NOTES

4/1	at #12 LSU (L, 2-9)	-	-	0.1	0	0	0	0	0	0.00	1	
4/15	at Mississippi State (L, 5-9)	-	-	0.1	0	0	0	0	1	0.00	3	
4/20	*KENNESAW STATE (W, 14-1)	W	-	4.0	2	0	0	1	8	0.00	68	
4/26	at Jax State (W, 8-4)	W	-	1.1	3	2	2	1	1	0	2.16	25
4/30	at #1 Tennessee (W, 8-6)	W	-	2.0	3	1	1	0	2	1	2.61	41
5/6	#3 ARKANSAS (L, 8-11)	-	-	1.1	2	4	4	2	1	2	5.40	32
5/10	at Troy (W, 11-4)	-	-	0.2	1	0	0	0	1	0	5.11	12
6/3	SOUTHEASTERN (W, 19-7)	-	-	2.2	4	3	0	2	4	0	4.20	56

**2023 - SENIOR YEAR**

Date	Opp (Res.)	DEC	QS	IP	H	R	ER	BB	SO	HR	ERA	NP
2/21	*vs. North Alabama (W, 13-1)	W	-	3.2	3	1	1	0	6	0	2.45	66
2/26	USC (T, 12-12)	-	-	2.0	3	0	0	0	1	0	1.59	39
3/4	LIPSCOMB (W, 12-11)	-	-	0.2	4	4	4	0	0	1	7.11	20
3/8	*at Jacksonville State (W, 6-3)	-	-	5.0	2	0	0	1	6	0	3.97	65
3/14	GEORGIA TECH (W, 12-11 [12])	-	-	1.1	6	5	5	1	1	0	7.11	43
3/19	*at #3 Arkansas (L, 0-5)	L	-	2.2	3	3	3	1	2	1	7.63	48
3/25	GEORGIA (L, 7-24 [8])	-	-	1.0	3	3	3	1	1	0	8.82	24
4/2	at #2 Florida (L, 8-17)	-	-	0.2	4	2	2	0	1	0	9.53	20
4/4	*at UAB (L, 5-6)	-	-	0.2	2	4	4	3	1	0	11.21	39
4/11	at Georgia Tech (L, 8-12 [10])	-	-	2.0	4	1	1	2	1	0	10.53	29
4/23	MISS STATE (W, 12-11)	W	-	4.1	3	2	0	0	2	0	8.62	56
4/29	at #2 South Carolina (W, 9-5)	W	-	4.0	1	2	2	0	4	1	8.04	56
5/6	vs. #1 LSU (W, 8-6)	-	-	0.2	3	2	2	1	2	0	8.48	24
5/12	at Ole Miss (W, 16-4 [8])	-	-	2.1	4	1	1	1	4	0	8.13	45

**ZACH CROTCHFELT'S AUBURN APPEARANCES**

**2023 - FRESHMAN YEAR**

Date	Opp (Res.)	DEC	QS	IP	H	R	ER	BB	SO	HR	ERA	NP
2/19	INDIANA (L, 2-11)	-	-	3.2	3	2	2	1	4	0	4.91	56
2/26	USC (T, 12-12)	-	-	3.2	4	4	4	2	3	0	7.36	62
3/5	*LIPSCOMB (W, 4-3)	-	-	4.0	3	2	2	3	4	1	6.35	76
3/11	*SOUTHEASTERN (L, 3-8)	-	-	5.0	3	0	0	3	5	0	4.41	82
3/18	*at #3 Arkansas (L, 3-9)	L	-	4.0	5	6	3	1	5	1	4.87	80
3/25	*GEORGIA (L, 7-24 [8])	L	-	2.1	6	5	4	1	2	2	5.96	47
4/1	at #2 Florida (L, 5-12)	-	-	2.2	5	4	4	2	2	0	6.75	60
4/6	TEXAS A&M (L, 5-9)	-	-	1.0	1	1	1	1	1	1	6.84	15
4/7	TEXAS A&M (L, 6-12)	-	-	2.0	2	1	0	2	1	0	6.35	34
4/15	at Alabama (L, 2-4)	-	-	3.0	2	0	0	1	4	0	5.74	34
4/18	*SAMDOR (W, 13-3 [8])	-	-	1.0	0	0	0	2	3	0	5.57	29
4/23	*MISS STATE (W, 12-11)	-	-	1.2	2	4	3	4	1	0	6.09	52
5/6	vs. #1 LSU (W, 8-6)	-	-	0.1	0	0	0	0	1	0	6.03	5
5/13	at Ole Miss (W, 13-5)	-	-	2.1	3	3	3	1	1	0	6.38	35

**JOSEPH GONZALEZ'S AUBURN APPEARANCES**

**2021 - FRESHMAN YEAR**

Date	Opp (Res.)	DEC	QS	IP	H	R	ER	BB	SO	HR	ERA	NP
2/20	PRESBYTERIAN (W, 6-1)	-	-	1.0	2	0	0	0	1	0	0.00	12
2/24	ALABAMA A&M (W, 33-0)	-	-	1.0	0	0	0	0	2	0	0.00	11
2/26	vs. #25 Oklahoma (L, 3-4 [10])	-	-	1.1	4	1	1	0	0	0	2.70	25
3/9	*at UAB (W, 6-5)	-	-	5.0	1	1	1	0	7	0	2.16	60
3/14	LITTLE ROCK (L, 6-12)	-	-	0.2	2	1	1	0	0	0	3.00	12
3/16	at Lipscomb (W, 9-7)	-	-	1.1	1	0	0	0	1	0	2.61	17
3/19	at #4 Ole Miss (L, 0-1)	L	-	1.0	1	1	1	0	0	1	3.18	16
3/27	*KENTUCKY (L, 4-6)	L	-	4.0	8	5	5	2	4	0	5.28	71
4/3	*at #1 Arkansas (L, 5-6 [10])	-	-	5.0	2	2	2	5	1	0	4.87	86
4/11	*#4 MISSISSIPPI STATE (L, 10-19)	L	-	0.2	7	9	9	1	9	0	8.57	44
4/17	*at Alabama (L, 9-10)	-	-	1.1	4	3	3	0	0	0	9.27	29
4/21	JAX STATE (W, 8-7 [10])	-	-	3.1	3	0	0	0	3	0	8.06	55
4/25	#10 FLORIDA (W, 10-8 [7])	W	-	2.2	3	2	2	1	0	0	7.94	43
4/30	at #20 Georgia (W, 10-6 [14])	-	-	1.0	2	0	0	0	0	0	7.67	16
5/1	at #20 Georgia (W, 9-7)	-	-	2.2	3	2	2	0	3	1	7.59	29
5/7	LSU (L, 6-9)	-	-	3.1	3	1	1	0	4	0	7.13	51
5/12	at Samford (L, 1-6)	-	-	1.0	0	0	0	1	1	0	6.94	12
5/14	TEXAS A&M (W, 5-4)	-	-	1.0	0	0	0	0	0	0	6.75	9
5/16	TEXAS A&M (W, 8-5)	W	-	3.2	3	2	1	0	3	0	6.37	40
5/22	at Missouri (L, 6-7)	-	-	1.0	2	0	0	0	0	0	6.21	14
5/25	vs. #11 Ole Miss (L, 4-7)	-	-	0.1	0	0	0	0	0	0	6.17	3

**2022 - SOPHOMORE YEAR**

Date	Opp (Res.)	DEC	QS	IP	H	R	ER	BB	SO	HR	ERA	NP
2/19	*vs. #12 Texas Tech (W, 2-1)	W	-	5.0	3	0	0	3	5	0	0.00	81
2/26	*YALE (W, 4-3)	-	-	3.0	7	3	3	0	2	0	3.38	47
3/5	*RHODE ISLAND-G1 (W, 16-0)	W	X	6.2	5	0	0	1	8	0	1.84	89
3/13	*MIDDLE TENNESSEE-G1 (W, 10-7)	-	-	1.0	0	0	0	1	0	0	1.72	12
3/29	JAX STATE (L, 2-5)	-	-	1.2	0	0	0	0	0	0	1.56	13
4/2	*at #12 LSU (W, 6-4)	W	X	6.0	9	3	3	2	1	0	2.31	92
4/10	*#12 VANDERBILT (W, 8-2)	W	X	9.0	8	2	1	0	8	0	1.95	104
4/16	*at Mississippi State (W, 3-2)	W	X	8.0	7	2	2	0	6	2	2.01	110
4/24	*SOUTH CAROLINA (W, 2-0)	W	X	7.0	7	0	0	0	4	0	1.71	89
5/1	*at #1 Tennessee (L, 3-5)	L	-	7.1	7	5	5	1	2	2	2.30	91
5/7	*#3 ARKANSAS (L, 4-7)	L	-	2.2	9	5	5	0	0	1	2.98	53
5/21	*at Kentucky (L, 3-6)	-	-	5.0	3	0	0	2	3	0	2.74	79
6/4	*FLORIDA STATE (W, 21-7)	W	X	6.0	4	3	3	3	4	0	2.90	96
6/12	*at #3 Oregon State (L, 3-4)	L	-	5.1	7	3	2	0	5	2	2.95	77
6/18	*vs. Ole Miss (L, 1-5)	L	-	5.0	7	4	4	1	7	1	3.22	73

**2023 - JUNIOR YEAR**

Date	Opp (Res.)	DEC	QS	IP	H	R	ER	BB	SO	HR	ERA	NP
2/18	*INDIANA (W, 6-1)	W	-	5.0	2	0	0	0	1	0	0.00	41

**CHRISTIAN HERBERHOLZ'S AUBURN APPEARANCES**

**2023 - REDSHIRT JUNIOR YEAR**

Date	Opp (Res.)	DEC	QS	IP	H	R	ER	BB	SO	HR	ERA	NP
2/19	INDIANA (L, 2-11)	-	-	1.1	3	3	3	1	2	0	20.25	39
2/25	*USC (W, 12-6)	-	-	4.0	5	3	2	1	4	1	8.44	68
3/4	*LIPSCOMB (W, 12-11)	-	-	3.0	6	4	4	1	2	2	9.72	60
3/8	at Jacksonville State (W, 6-3)	-	-	0.1	1	1	0	0	1	0	9.35	13
3/11	*SOUTHEASTERN (L, 7-8)	L	-	3.0	6	3	3	1	3	0	9.26	65
3/18	at #3 Arkansas (L, 3-9)	-	-	2.0	0	0	0	0	3	0	7.90	25
3/23	GEORGIA (W, 7-6 [11])	-	-	3.0	2	1	1	0	0	0	7.02	25
3/25	GEORGIA (L, 7-24 [8])	-	-	2.0	2	2	1	1	2	0	6.75	25
4/1	at #2 Florida (L, 5-12)	-	-	2.0	5	0	0	1	3	0	6.10	33
4/4	at UAB (L, 5-6)	L	-	2.1	4	2	2	2	1	0	6.26	32
4/7	TEXAS A&M (W, 10-9)	-	-	2.1	2	2	2	3	1	1	6.39	47
4/11	at Georgia Tech (L, 8-12 [10])	-	-	2.0	0	0	0	1	1	0	5.93	32
4/16	*at Alabama (L, 1-6)	L	-	4.0	3	2	2	3	4	0	5.74	55
4/22	*MISS STATE (L, 10-11)	-	-	5.0	3	0	0	1	4	0	4.95	78
4/29	at #2 South Carolina (W, 9-5)	-	-	4.0	3	1	1	4	6	0	4.69	92
5/7	*vs. #1 LSU (W, 12-2 [8])	W	-	5.0	5	2	1	2	4	1	4.37	90
5/13	*at Ole Miss (W, 13-5)	-	-	2.0	1	0	0	0	0	0	4.18	20

**TREVOR HORNE'S AUBURN APPEARANCES**

**2023 - REDSHIRT FRESHMAN YEAR**

Date	Opp (Res.)	DEC	QS	IP	H	R	ER	BB	SO	HR	ERA	NP
2/19	INDIANA (L, 2-11)	-	-	1.2	1	0	0	0	0	0	0.00	23
3/1	FLORIDA A&M (W, 18-8)	-	-	1.0	1	1	1	0	3	1	3.38	14
3/10	SOUTHEASTERN (W, 7-1)	-	-	0.2	0	0	0	1	1	0	2.70	18
3/11	SOUTHEASTERN (L, 7-8)	-	-	1.1	0	0	0	0	1	0	1.93	19
3/14	GEORGIA TECH (W, 12-11 [12])	-	-	1.2	3	1	1	0	1	0	2.84	27
3/25	GEORGIA (L, 7-24 [8])	-	-	0.1	1	3	3	2	1	0	6.75	18
4/4	at UAB (L, 5-6)	-	-	1.2	1	0	0	0	1	0	5.40	32
4/7	TEXAS A&M (L, 6-12)	-	-	1.0	3	4	4	3	1	0	8.68	40
4/30	*at #2 South Carolina (L, 7-8)	-	-	0.0	1	0	0	0	0	0	9.64	4

**CHASE ISBELLS' AUBURN APPEARANCES**

**2022 - JUNIOR YEAR**

Date	Opp (Res.)	DEC	QS	IP	H	R	ER	BB	SO	HR	ERA	NP
3/22	vs. South Alabama (W, 13-12)	-	-	1.0	1	0	0	0	1	0	0.00	18
3/26	at Texas A&M (L, 4-5 [11])	L	-	2.1	2	1	1	0	3	0	2.70	45
4/1	at LSU (L, 2-9)	-	-	0.2	3	5	5	2	0	0	13.50	27
4/5	at UAB (W, 6-4)	-	-	0.1	0	0	0	1	0	0	12.46	11
4/9	#12 VANDERBILT (L, 4-19)	-	-	1.0	5	3	3	0	1	0	15.19	31
4/15	at Mississippi State (L, 5-9)	-	-	1.0	1	0	0	1	2	0	12.79	21
4/22	KENNESAW STATE (W, 14-1)	-										



**HAYDEN MURPHY'S AUBURN APPEARANCES**

2023 - FRESHMAN YEAR												
Date	Opp (Res.)	DEC	QS	IP	H	R	ER	BB	SO	HR	ERA	NP
2/19	INDIANA (L, 2-11)	-	-	0.2	1	0	0	0	0	0	0.00	9
2/26	USC (T, 12-12)	-	-	1.1	1	0	0	1	0	0	0.00	21
3/5	LIPSCOMB (W, 4-3)	-	-	1.2	3	1	1	0	0	0	2.45	28
3/11	SOUTHEASTERN (L, 3-8)	-	-	0.2	1	0	0	0	0	0	2.08	12
3/21	vs. South Alabama (W, 6-5)	-	-	2.0	3	2	2	1	0	1	4.26	32
4/2	at #2 Florida (L, 8-17)	-	-	1.0	3	5	5	2	2	2	9.82	22
4/7	TEXAS A&M (L, 6-12)	-	-	3.0	7	4	4	1	1	0	10.45	64
4/16	at Alabama (L, 1-6)	-	-	0.2	1	1	1	1	2	0	10.64	18
4/18	SAMFORD (W, 13-3 [8])	W	-	3.1	6	3	3	0	2	0	10.05	41
4/23	*TROY (L, 7-8)	-	-	2.0	5	5	5	2	2	2	11.57	57
5/5	vs. #1 LSU (L, 0-3)	-	-	1.0	0	0	0	0	2	0	10.90	11
5/13	at Ole Miss (W,13-5)	-	-	0.2	1	1	1	0	0	1	11.00	11

**DREW NELSON'S AUBURN APPEARANCES**

2023 - FRESHMAN YEAR												
Date	Opp (Res.)	DEC	QS	IP	H	R	ER	BB	SO	HR	ERA	NP
2/19	*INDIANA (L, 2-11)	L	-	0.2	2	4	4	3	0	1	54.00	32
2/26	USC (T, 12-12)	-	-	1.2	4	4	4	0	1	0	30.86	26
3/11	SOUTHEASTERN (L, 7-8)	-	-	2.2	2	2	1	1	3	0	16.20	43
3/17	at #3 Arkansas (L, 2-7)	-	-	1.2	0	0	0	1	5	0	12.15	30
3/21	*vs. South Alabama (W, 6-5)	W	-	4.0	1	0	0	1	2	0	7.59	65
3/28	*NORTH ALABAMA (W, 14-1 [7])	W	X	7.0	3	1	1	1	7	0	5.09	93
4/2	at #2 Florida (L, 8-17)	L	-	1.0	1	3	3	3	1	0	6.27	29
4/6	TEXAS A&M (L, 5-9)	-	-	0.2	1	0	0	0	1	0	6.05	9
4/7	TEXAS A&M (L, 6-12)	-	-	2.1	0	0	0	3	2	0	5.40	39
4/15	*at Alabama (L, 2-4)	L	-	1.0	2	3	3	3	1	0	6.35	38
4/18	SAMFORD (W, 13-3 [8])	-	-	1.2	1	0	0	0	1	0	5.92	23
4/22	MISS STATE (L, 10-11)	-	-	1.0	1	2	2	2	1	1	6.39	19
4/23	TROY (L, 7-8)	-	-	0.2	1	1	1	1	0	0	6.58	14
4/30	*at #2 South Carolina (L, 7-8)	-	-	0.0	1	1	1	0	0	0	6.92	3
5/7	vs. #1 LSU (W, 12-2 [8])	S	-	3.0	1	0	0	0	3	0	6.21	40
5/13	at Ole Miss (W,13-5)	W	-	2.0	2	0	0	0	1	0	5.81	27

**RYAN OLSON'S AUBURN APPEARANCES**

2023 - FRESHMAN YEAR												
Date	Opp (Res.)	DEC	QS	IP	H	R	ER	BB	SO	HR	ERA	NP
2/19	INDIANA (L, 2-11)	-	-	0.1	1	1	1	2	0	0	27.00	16
3/1	FLORIDA A&M (W, 18-8)	-	-	1.0	2	0	0	0	2	0	6.75	26
3/11	SOUTHEASTERN (L, 7-8)	-	-	0.1	3	3	3	0	1	0	21.60	10
4/30	*at #2 South Carolina (L, 7-8)	-	-	0.1	0	0	0	0	0	0	18.00	3

**TOMMY SHEEHAN'S AUBURN APPEARANCES**

2022 - FIFTH YEAR												
Date	Opp (Res.)	DEC	QS	IP	H	R	ER	BB	SO	HR	ERA	NP
2/18	*vs. Oklahoma (L, 0-3)	-	-	1.0	1	0	0	1	1	0	0.00	33
2/23	*TROY (W, 13-1)	-	-	3.0	1	1	1	3	1	0	2.25	43
3/6	RHODE ISLAND (W, 14-1)	S	-	3.0	0	0	0	1	5	0	1.29	47
3/13	MIDDLE TENNESSEE-C1 (W, 10-7) W	-	-	3.2	4	2	2	2	1	1	2.53	52
3/19	#1 OLE MISS (L, 2-15)	-	-	2.2	5	3	3	0	3	0	4.05	40
3/27	* at Texas A&M (W, 13-9)	-	-	1.0	3	5	5	4	0	0	6.91	38
4/9	#12 VANDERBILT (L, 4-19)	-	-	1.1	2	2	2	2	1	0	7.47	28
4/20	KENNESAW STATE (W, 14-1)	-	-	2.0	0	0	0	0	3	0	6.62	22
4/23	SOUTH CAROLINA (W, 8-6)	-	-	1.0	2	3	2	1	2	0	7.23	24
4/29	at #1 Tennessee (L, 4-170)	-	-	2.1	0	0	0	2	0	0	6.43	35
5/6	#3 ARKANSAS (L, 8-11)	-	-	1.0	1	0	0	0	0	0	6.14	19
5/8	#3 ARKANSAS (L, 4-7)	-	-	0.2	0	1	0	2	1	0	5.96	21
5/14	ALABAMA (W, 6-4)	-	-	4.0	1	0	0	1	4	0	5.06	65
5/20	at Kentucky (L, 1-5)	-	-	2.0	1	1	1	1	1	0	5.02	38
6/11	at #3 Oregon State (W, 7-5)	W	-	3.1	2	0	0	1	3	0	4.50	54
6/20	vs. #2 Stanford (W, 6-2)	-	-	1.2	2	0	0	1	3	0	4.28	33

**2023 - SIXTH YEAR**

Date	Opp (Res.)	DEC	QS	IP	H	R	ER	BB	SO	HR	ERA	NP
2/18	INDIANA (W, 6-1)	-	-	0.1	0	0	0	2	1	0	0.00	20
4/4	at UAB (L, 5-6)	-	-	1.1	1	0	0	0	3	0	0.00	19
4/7	*TEXAS A&M (L, 6-12)	L	-	0.2	2	3	3	3	2	0	11.57	36
4/15	at Alabama (L, 2-4)	-	-	0.1	0	1	1	1	0	0	13.50	10

**TOMMY VAIL'S AUBURN APPEARANCES**

2022 - SIXTH YEAR												
Date	Opp (Res.)	DEC	QS	IP	H	R	ER	BB	SO	HR	ERA	NP
2/18	INDIANA (W, 6-1)	-	-	2.0	0	0	0	0	1	0	0.00	27
2/25	USC (W, 12-6)	-	-	1.2	1	0	0	2	2	0	0.00	32
3/1	*FLORIDA A&M (W, 18-8)	W	-	4.0	0	0	0	2	6	0	0.00	58
3/7	*UAB (W, 4-1)	W	-	5.2	0	0	0	2	8	0	0.00	87
3/14	*GEORGIA TECH (W, 12-11 [12])	-	-	1.0	1	1	1	0	1	0	0.63	10
3/17	*at #3 Arkansas (L, 2-7)	L	-	3.1	2	4	4	4	4	1	2.55	63
3/23	*GEORGIA (W, 7-6 [11])	-	-	5.0	7	4	4	2	7	0	3.57	85
4/2	*at #2 Florida (L, 8-17)	-	-	4.2	2	5	4	5	6	0	4.28	92
4/7	*TEXAS A&M (W, 10-9)	-	-	3.1	6	5	5	4	2	2	5.28	80
4/14	*at Alabama (W, 8-4)	W	X	6.2	2	0	0	4	4	0	4.34	97
4/21	*MISS STATE (W, 2-1)	-	-	5.0	3	0	0	3	10	0	3.83	88
4/28	*at #2 South Carolina (W, 8-3)	W	-	5.0	4	2	2	6	7	0	3.80	96

5/6	*vs. #1 LSU (W, 8-6)	-	-	4.0	6	2	1	1	8	0	3.68	86
5/12	*at Ole Miss (W, 8-2)	W	X	8.0	2	1	1	1	6	0	3.34	107

**SUPERLATIVES AND MISCELLANEOUS NOTES**

**STARTS BY POSITION**

**STARTING PITCHER**

Tommy Vail	12	10-2
Christian Herberholz	8	5-3
Zach Crotchfelt	6	3-3
Chase Allsup	5	3-2
Konner Copeland	4	2-2
Drew Nelson	4	2-2
Tanner Bauman	3	3-0
Will Cannon	3	1-2
John Armstrong	1	0-1
Jospeh Gonzalez	1	1-0
Chase Isbell	1	0-0-1
Hayden Murphy	1	0-1
Tommy Sheehan	1	0-1

**CATCHER**

Nate LaRue	39	22-16-1
Ryan Dyal	5	3-2
Carter Wright	5	5-0
Ike Irish	1	0-1

**FIRST BASE**

Cooper McMurray	33	19-13-1
Ike Irish	12	6-6
Cam Hill	3	3-0
Brody Wortham	2	1-1

**SECOND BASE**

Caden Green	39	23-15-1
Brody Moss	7	5-2
Bryson Ware	4	2-2

**THIRD BASE**

Bryson Ware	46	28-17-1
Gavin Miller	4	2-2

**SHORTSTOP**

Cole Foster	47	29-17-1
Caden Green	3	1-2

**LEFT FIELD**

Chris Stanfield	31	20-11
Bobby Peirce	17	8-8-1
Mike Bello	1	1-0
Josh Hall	1	1-0

**CENTER FIELD**

Kason Howell	49	29-19-1
Chris Stanfield	1	1-0

**RIGHT FIELD**

Justin Kirby	32	18-13-1
Bobby Peirce	16	11-5
Josh Hall	2	1-1

**DESIGNATED HITTER**

Ike Irish	37	24-12-1
Mike Bello	4	0-4
Bobby Peirce	4	3-1
Ryan Dyal	2	2-0
Justin Kirby	2	1-1
Cam Hill	1	0-1

**2023 AUBURN & OPPONENT HIGHS**

**TEAM BATTING**

	AUBURN	OPPONENT
Runs in a game	18, vs. FAMU [7] (3/1)	24, Georgia (3/25)
Runs in an inning	11 [1st], vs. FAMU [7] (3/1)	16 [8th], Georgia (3/25)
Most Hits in a game	20, two times	22, Georgia Tech (3/14)
Fewest Hits in a game	3, at Arkansas (3/19)	3, two times
Hits in an inning	7, three times	8 [8th], Georgia (3/25)
2B in a game	8, vs. Lipscomb (3/4)	8, Georgia Tech (3/14)
3B in a game	2, vs. LSU (5/7)	1, three times
HR in a game	5, at SC (4/30)	4, two times
SB in a game	3, three times	5, Texas A&M (4/7)
LOB in a game	15, two times	14, two times
K in a game	18, vs. LSU (5/5)	14, three times
BB in a game	14, vs. FAMU [7] (3/1)	14, Florida (4/2)

**TEAM PITCHING**

	AUBURN	OPPONENT
K in a game	14, three times	18, LSU (5/5)
BB in a game	14, at Florida (4/2)	14, FAMU (3/1)
Pitchers used	8, two times	10, Georgia Tech (4/11)
Total Quality Starts	3	8

**TEAM FIELDING**

	AUBURN	OPPONENT
Errors in a game	4, vs. USA (3/21)	3, four times
DP turned in a game	3, three times	5, Alabama (4/15)

**IND. BATTING**

	AUBURN	OPPONENT
Hits in a game	5, Peirce at GT (4/11)	5, two times
Runs in a game	4, Peirce vs. LSU (5/7)	5, Langford [UF] (4/2)
2B in a game	3, Howell vs. Lipscomb (3/3)	2, 14 times
3B in a game	2, Howell two times	1, three times
HR in a game	2, seven times	2, four times
RBI in a game	7, Kirby vs. USC (2/26)	8, Heyman [UF] (4/2)
XBH in a game	3, five times	3, two times
SB in a game	2, three times	2, two times
BB in a game	3, seven times	4, Seidl [UA] (4/16)
HBP in a game	2, two times	2, five times
K in a game	4, three times	4, Hines [MSU] (4/21)
Hitting Streak	18, Ware (3/14-4/14)	3, 30 times
Consec. G w/HR	4, two times	2, four times

**IND. PITCHING**

	AUBURN	OPPONENT
K by a starter	10, Vail vs. MSU (4/21)	15, Skenes [LSU] (5/5)
K by a reliever	7, Isbell vs. Lipscomb (3/4)	7, two times
BB by a starter	6, Vail at SC (4/28)	6, Waldrep [UF] (4/1)
BB by a reliever	3, 13 times	5, Langley [FAMU] (3/1)
IP by a starter	8.0, Vail at Ole Miss (5/12)	7.1, Skenes [LSU] (5/5)
IP by a reliever	4.2, Cannon at Arkansas (3/19)	4.1, Hunt [MSU] (4/22)

**MISCELLANEOUS**

	AUBURN
Biggest comeback win	7, two times
Biggest blown lead loss	5, two times
Largest margin of victory	13, vs. UNA [7] (3/28)
Largest margin of defeat	17, vs. Georgia (3/25)
Longest game, Time	4:33, vs. Georgia Tech (3/14)
Longest game, Time (9 inn)	3:49, vs. LSU (5/6)
Shortest game, Time (9 inn)	2:13, vs. UAB (3/7)
Longest game, Innings	12, vs. Georgia Tech (3/14)
Largest crowd, Home	4,096, 15 times
Largest crowd, Road	9,726, at Ole Miss (5/13)
Largest crowd, Neutral	5,448, vs. UNA [7] (2/21)

**STARTS BY ORDER**

**LEADOFF**

Kason Howell	15	9-6
Cole Foster	14	5-9
Chris Stanfield	12	9-3
Bobby Peirce	7	5-1-1
Mike Bello	1	1-0
Josh Hall	1	1-0

**2ND SPOT**

Cole Foster	26	19-6-1
Bobby Peirce	14	5-9
Ike Irish	5	3-2
Brody Moss	2	2-0
Chris Stanfield	2	1-1
Mike Bello	1	0-1

**3RD SPOT**

Ike Irish	23	8-15
Bobby Peirce	12	9-3
Justin Kirby	11	10-0-1
Bryson Ware	4	3-1

**CLEANUP**

Bryson Ware	20	6-14
Ike Irish	19	16-2-1
Cooper McMurray	6	5-1
Justin Kirby	3	2-1

**5TH SPOT**

Bryson Ware	23	19-3-1
Justin Kirby	14	6-8
Cooper McMurray	11	3-8
Nate LaRue	2	2-0

**6TH SPOT**

Kason Howell	9	4-4-1
Cooper McMurray	9	6-3
Chris Stanfield	7	4-3
Ryan Dyal	6	4-2
Cole Foster	6	4-2
Justin Kirby	5	1-4
Bobby Peirce	4	3-1
Ike Irish	3	3-0
Gavin Miller	1	1-0

**7TH SPOT**

Kason Howell	23	14-9
Chris Stanfield	11	7-4
Cooper McMurray	3	2-0-1
Gavin Miller	3	1-2
Caden Green	2	1-1
Cam Hill	2	2-0
Bryson Ware	2	1-1
Ryan Dyal	1	1-0
Cole Foster	1	1-0
Justin Kirby	1	0-1
Brody Moss	1	0-1

**8TH SPOT**

Nate LaRue	22	10-11-1
Caden Green	13	9-4
Carter Wright	4	4-0
Mike Bello	2	0-2
Josh Hall	2	1-1
Cam Hill	2	1-1
Cooper McMurray	2	2-0
Brody Wortham	2	2-0
Bryson Ware	1	1-0

**9TH SPOT**

Caden Green	27	14-12-1
Nate LaRue	15	10-5
Brody Moss	4	3-1
Kason Howell	2	2-0
Mike Bello	1	0-1
Carter Wright	1	1-0

## PITCHING NOTES

### 2023 BULLPEN BY NUMBERS

Total App.....	168
Saves/Opp.....	13/14
IR/IRS.....	180/75
BA Against.....	.289
ERA.....	6.52

### SAVES/OPP

Will Cannon.....	5/6
Chase Allsup.....	2/2
John Armstrong.....	2/2
Chase Isbell.....	2/2
Parker Carlson.....	1/1
Drew Nelson.....	1/1

### INHERITED RUNNERS/SCORED

Chase Allsup.....	13/6
John Armstrong.....	30/6
Tanner Bauman.....	15/4
Will Cannon.....	21/12
Parker Carlson.....	24/11
Konner Copeland.....	9/6
Zach Crotchfelt.....	7/0
Christian Herberholz.....	12/5
Trevor Horne.....	8/3
Chase Isbell.....	19/7
Cameron Keshock.....	3/2
Hayden Murphy.....	11/8
Drew Nelson.....	6/5
Ryan Olson.....	2/0

### 1ST BATTER FACED/RETIRED

Chase Allsup.....	12/6
John Armstrong.....	19/14
Tanner Bauman.....	15/9
Will Cannon.....	16/8
Parker Carlson.....	15/9
Konner Copeland.....	10/5
Zach Crotchfelt.....	8/6
Christian Herberholz.....	9/6
Trevor Horne.....	9/6
Chase Isbell.....	19/11
Cameron Keshock.....	4/1
Hayden Murphy.....	11/7
Drew Nelson.....	12/5
Ryan Olson.....	4/2
Tommy Sheehan.....	3/2
Tommy Vail.....	2/1

### RELIEF ERA

Tommy Vail.....	0.00
John Armstrong.....	4.50
Parker Carlson.....	4.50
Tommy Sheehan.....	4.50
Christian Herberholz.....	4.67
Will Cannon.....	4.94
Chase Isbell.....	5.54
Drew Nelson.....	5.89
Tanner Bauman.....	6.34
Chase Allsup.....	6.75
Zach Crotchfelt.....	6.75
Konner Copeland.....	9.47
Hayden Murphy.....	9.56
Trevor Horne.....	9.64
Ryan Olson.....	18.00
Cameron Keshock.....	42.43

2023 Auburn Baseball  
Team Game-by-Game for Auburn (as of May 13, 2023)  
Pitching (All games)

Date	Opponent	ip	h	r	er	bb	so	2b	3b	hr	wp	bk	hbp	dp	lbb	score	w-l	sv	era
Feb 17	INDIANA	9.0	5	4	3	4	12	0	0	1	0	0	3	0	0	8-4	1-0	0	3.00
Feb 18	INDIANA	9.0	4	1	1	3	5	1	0	0	0	0	1	2	0	6-1	2-0	0	2.00
Feb 19	INDIANA	9.0	14	11	11	7	7	4	0	1	1	0	1	0	0	2-11	2-1	0	5.00
Feb 21	vs North Alabama	7.0	5	1	1	0	12	3	0	0	0	0	0	0	0	13-1	3-1	0	4.24
Feb 24	USC	9.0	8	3	3	6	6	2	1	0	0	0	1	1	0	5-3	4-1	1	3.98
Feb 25	USC	9.0	9	6	5	7	8	2	0	1	0	0	0	1	0	12-6	5-1	2	4.15
Feb 26	USC	9.0	15	12	12	4	6	5	0	2	2	0	1	0	0	12-12	5-1	2	5.31
Mar 01	FLORIDA A&M	7.0	7	8	6	5	14	0	0	1	0	0	1	0	0	18-8	6-1	2	5.56
Mar 03	LIPSCOMB	9.0	7	3	3	3	14	2	0	3	0	0	1	1	0	7-3	7-1	3	5.26
Mar 04	LIPSCOMB	9.0	16	11	11	3	11	1	0	4	0	0	0	0	0	12-11	8-1	3	5.86
Mar 05	LIPSCOMB	9.0	6	3	3	4	7	0	0	1	3	0	1	0	0	4-3	9-1	3	5.59
Mar 07	UAB	9.0	3	1	1	3	11	0	0	0	0	1	0	0	0	4-1	10-1	4	5.19
Mar 08	at Jacksonville Stat	9.0	7	3	2	4	13	3	0	0	2	0	0	0	0	6-3	11-1	5	4.94
Mar 10	SOUTHEASTERN	9.0	7	1	1	3	7	1	0	0	1	0	0	4	0	7-1	12-1	6	4.65
Mar 11	SOUTHEASTERN	9.0	14	8	6	4	9	1	0	1	1	0	0	1	0	3-8	12-2	6	4.74
Mar 11	SOUTHEASTERN	9.0	13	8	7	3	9	4	0	0	2	0	2	0	0	7-8	12-3	6	4.89
Mar 14	GEORGIA TECH	12.0	22	11	11	1	12	8	0	0	0	0	1	2	0	12-11	13-3	6	5.15
*Mar 17	at Arkansas	8.0	8	7	6	7	11	1	0	1	0	0	1	0	0	2-7	13-4	6	5.23
*Mar 18	at Arkansas	8.0	9	9	6	3	9	3	0	1	0	0	1	0	0	3-9	13-5	6	5.30
*Mar 19	at Arkansas	8.0	9	5	5	3	8	2	0	1	0	0	3	2	0	0-5	13-6	6	5.32
Mar 21	vs South Alabama	9.0	6	5	5	3	4	0	0	3	2	0	1	0	0	6-5	14-6	7	5.30
*Mar 23	GEORGIA	11.0	10	6	6	4	10	3	0	0	1	0	0	0	0	7-6	15-6	7	5.28
*Mar 24	GEORGIA	9.0	10	3	2	5	7	2	0	1	2	0	2	1	0	6-3	16-6	8	5.14
*Mar 25	GEORGIA	8.0	20	24	22	9	10	3	0	3	2	0	2	0	0	7-24	16-7	8	5.87
Mar 28	NORTH ALABAMA	7.0	3	1	1	1	7	1	0	0	0	0	0	0	0	14-1	17-7	8	5.73
*Mar 31	at Florida	9.0	6	1	1	6	7	2	0	0	0	0	3	2	0	10-1	18-7	8	5.54
*Apr 1	at Florida	8.0	19	12	9	4	7	2	1	1	1	0	1	0	0	5-12	18-8	8	5.70
*Apr 02	at Florida	8.0	12	17	16	13	12	4	0	2	0	0	3	0	1	8-17	18-9	8	6.10
Apr 04	at UAB	8.1	11	6	6	5	9	1	0	0	2	0	1	0	1	5-6	18-10	8	6.11
*Apr 06	TEXAS A&M	9.0	11	9	9	5	9	3	0	3	3	0	1	1	0	5-9	18-11	8	6.21
*Apr 07	TEXAS A&M	9.0	12	9	9	13	8	1	0	3	1	1	0	3	0	10-9	19-11	9	6.30
*Apr 07	TEXAS A&M	9.0	14	12	11	12	7	2	0	0	4	0	0	3	0	6-12	19-12	9	6.45
Apr 11	at Georgia Tech	9.2	12	12	12	10	3	0	3	1	0	0	1	2	1	8-12	19-13	9	6.61
*Apr 14	at Alabama	9.0	5	4	4	8	7	0	0	0	0	0	3	1	0	8-4	20-13	9	6.53
*Apr 15	at Alabama	8.0	5	4	4	8	5	2	0	0	0	0	3	2	0	2-4	20-14	9	6.48
*Apr 16	at Alabama	8.0	9	6	6	6	7	1	1	0	0	0	1	0	0	1-6	20-15	9	6.49
Apr 18	SAMFORD	8.0	9	3	3	3	10	3	0	0	1	0	1	3	0	13-3	21-15	10	6.41
*Apr 21	MISSISSIPPI STAT	9.0	4	1	1	7	14	1	0	0	0	1	0	2	0	2-1	22-15	11	6.26
*Apr 22	MISSISSIPPI STAT	9.0	10	11	11	7	9	0	0	4	2	0	2	1	0	10-11	22-16	11	6.39
*Apr 23	MISSISSIPPI STAT	9.0	13	11	8	6	5	5	0	1	1	0	0	0	0	12-11	23-16	11	6.43
Apr 25	TROY	9.0	9	8	8	8	8	0	0	2	0	1	2	1	0	7-8	23-17	11	6.47
*Apr 28	at South Carolina	9.0	9	3	3	7	9	3	0	0	2	0	1	2	0	8-3	24-17	11	6.38
*Apr 29	at South Carolina	9.0	6	5	5	6	11	4	0	1	0	0	1	2	0	9-5	25-17	11	6.35
*Apr 30	at South Carolina	8.0	11	8	7	8	9	0	0	1	0	0	1	0	0	7-8	25-18	11	6.38
*May 05	LSU	9.0	5	3	3	5	7	0	0	1	0	1	1	0	1	0-3	25-19	11	6.30
*May 06	LSU	9.0	12	6	5	5	14	4	0	1	0	0	3	0	0	8-6	26-19	12	6.28
*May 07	LSU	8.0	6	2	1	2	7	2	0	1	0	0	1	0	0	12-2	27-19	13	6.18
*May 12	at Ole Miss	8.0	11	4	3	2	7	1	0	0	0	0	2	0	0	16-4	28-19	13	6.12
*May 12	at Ole Miss	9.0	4	2	2	1	7	1	0	0	3	0	0	0	0	8-2	29-19	13	6.04
*May 13	at Ole Miss	9.0	10	5	5	1	4	2	0	1	1	0	1	0	0	13-5	30-19	13	6.01
Totals		437.0	472	319	292	259	438	99	3	50	42	4	59	35	5	376-319	30-19	13	6.01

### AUBURN STARTING PITCHER BREAKDOWN

Starter	GS	Quality Starts	Run Support	RS/Start	Auburn Record
Vail	12	2	57	4.8	10-2
Herberholz	8	--	34	4.3	5-3
Crotchfelt	6	--	7	1.2	3-3
Allsup	5	--	8	1.6	3-2
Copeland	4	--	9	2.3	2-2
Nelson	4	1	19	4.8	2-2
Bauman	3	--	4	1.3	3-0
Cannon	3	--	18	6.0	1-2
Armstrong	1	--	3	3.0	0-1
Gonzalez	1	--	4	4.0	1-0
Murphy	1	--	6	6.0	0-1
Isbell	1	--	0	0.0	0-0-1
Sheehan	1	--	0	0.0	0-1

#### Auburn Overall Rankings

Category	Rank	No.
ERA	11th	6.01
Opp BA	14th	.276
Hits Allowed	14th	472
Walks	13th	259
Strikeouts	13th	438

#### Auburn SEC-Only Rankings

Category	Rank	No.
ERA	9th	6.54
Opp BA	11th	.283
Hits Allowed	12th	260
Walks	13th	163
Strikeouts	11th	227

### AUBURN PITCHING BREAKDOWN

	W-L	ERA	IP	H	R	ER	BB	K	HR	AVG	W-L	ERA	IP	H	R	ER	BB	K	HR	AVG	
STARTERS	10-11	5.24	173.1	171	114	101	102	177	24	.255	HOME	20-9	6.18	268.0	298	200	184	152	270	35	.282
RELIEVERS	20-8	6.52	263.2	301	205	191	157	261	26	.289	ROAD	8-10	6.00	153.0	163	113	102	104	152	12	.274
TOTALS	30-19	6.01	437.0	472	319	292	259	438	50	.276	NEUT.	2-0	3.38	16.0	11	6	6	3	16	3	.183



HITTING NOTES

2023 MULTI-HIT GAMES

	2	3	4	5+	Total
Ike Irish	16	7	2	-	25
Bryson Ware	13	7	-	-	20
Cole Foster	9	5	3	-	17
Bobby Peirce	10	5	1	1	17
Kason Howell	9	3	1	-	13
Chris Stanfield	10	1	-	-	11
Justin Kirby	7	-	1	-	8
Cooper McMurray	5	2	-	-	7
Caden Green	7	-	-	-	7
Nate LaRue	3	-	-	-	3
Mike Bello	1	-	-	-	1
Josh Hall	-	1	-	-	1
Gavin Miller	1	-	-	-	1
Brody Moss	1	-	-	-	1
Carter Wright	1	-	-	-	1

CAREER AUBURN MULTI-HIT GAMES

	2	3	4	5+	Total
Kason Howell	46	19	2	-	67
Bryson Ware	24	11	-	-	35
Cole Foster	16	7	4	-	27
Bobby Peirce	17	8	1	1	27
Ike Irish	16	7	2	-	25
Cam Hill	13	4	-	-	17
Nate LaRue	11	1	-	-	12
Chris Stanfield	10	1	-	-	11
Justin Kirby	7	-	1	-	8
Ryan Dyal	7	-	-	-	7
Josh Hall	5	2	-	-	7
Cooper McMurray	5	2	-	-	7
Mike Bello	4	2	-	-	6
Caden Green	7	-	-	-	7
Gavin Miller	1	-	-	-	1
Brody Moss	1	-	-	-	1
Carter Wright	1	-	-	-	1

2023 MULTI-RBI GAMES

	2	3	4	5+	Total
Bryson Ware	6	10	-	-	16
Cooper McMurray	7	4	1	2	14
Ike Irish	7	3	1	1	12
Cole Foster	8	1	2	-	11
Kason Howell	4	-	4	1	9
Justin Kirby	3	3	-	1	7
Chris Stanfield	6	-	-	-	6
Bobby Peirce	2	2	-	-	4
Caden Green	3	1	-	-	4
Nate LaRue	2	1	-	-	3
Josh Hall	2	-	-	-	2
Carter Wright	2	-	-	-	2
Cam Hill	1	-	-	-	1
Gavin Miller	1	-	-	-	1
Brody Moss	1	-	-	-	1
Brody Wortham	1	-	-	-	1

CAREER AUBURN MULTI-RBI GAMES

	2	3	4	5+	Total
Kason Howell	15	7	4	2	28
Bryson Ware	13	10	2	2	27
Cole Foster	13	3	3	1	20
Nate LaRue	11	2	-	-	14
Cooper McMurray	7	4	1	2	14
Ike Irish	7	3	1	1	12
Bobby Peirce	8	4	-	-	12
Cam Hill	7	3	1	-	11
Ryan Dyal	5	3	1	-	9
Justin Kirby	3	3	-	1	7
Chris Stanfield	6	-	-	-	6
Josh Hall	4	1	-	-	5
Caden Green	3	1	-	-	4
Mike Bello	3	-	-	-	3
Carter Wright	2	-	-	-	2
Gavin Miller	1	-	-	-	1
Brody Moss	1	-	-	-	1
Brody Wortham	1	-	-	-	1

CAREER AUBURN STARTS

	Career	Consec.
Kason Howell	238	37
Bryson Ware	110	50
Cole Foster	103	33
Nate LaRue	95	18
Bobby Peirce	77	29
Cam Hill	60	-
Ryan Dyal	56	-
Ike Irish	50	50
Caden Green	42	29
Justin Kirby	34	-
Cooper McMurray	33	26
Mike Bello	32	-
Chris Stanfield	32	9
Josh Hall	19	-
Brody Moss	7	-
Carter Wright	5	-
Gavin Miller	4	-
Brody Wortham	2	-

TEAM NOTES

Auburn Overall SEC Rankings			Auburn SEC-Only Rankings		
Category	Rank	No.	Category	Rank	No.
Avg.	6th	.294	Avg.	6th	.271
Hits	5th	507	Hits	3rd	252
2B	3rd	98	2B	T-11th	40
HR	11th	72	HR	8th	44
BB	9th	247	BB	10th	118

2023 AUBURN HOME RUNS

No.	Player (#)	Opponent (Date)	On	Outs	Inn.	Pitcher
1	Justin Kirby (1)	Indiana (2/17)	1	0	4	Levy (R)
2	Justin Kirby (2)	Indiana (2/19)	0	0	8	Kraft (L)
3	Bobby Peirce (1)	North Alabama (2/21)	0	1	5	Malecha (R)
4	Bryson Ware (1)	North Alabama (2/21)	1	0	6	Malecha (R)
5	Justin Kirby (3)	USC (2/24)	0	2	7	Blum (R)
6	Bryson Ware (2)	USC (2/25)	1	2	8	Wisch (R)
7	Cooper McMurray (1)	USC (2/25)	1	2	8	Wisch (R)
8	Bryson Ware (3)	USC (2/26)	0	2	1	Hammond (R)
9	Justin Kirby (4)	USC (2/26)	2	2	2	Hammond (R)
10	Justin Kirby (5)	USC (2/26)	3	0	5	Sodersten (R)
11	Justin Kirby (6)	Florida A&M (3/1)	2	0	1	Tease (R)
12	Cooper McMurray (2)	Florida A&M (3/1)	2	0	1	Tease (R)
13	Cole Foster (1)	Florida A&M (3/1)	2	0	1	Langely (R)
14	Bryson Ware (4)	Lipscomb (3/3)	0	0	4	Dunkleberger (L)
15	Bryson Ware (5)	Lipscomb (3/4)	1	0	8	Kantola (R)
16	Bryson Ware (6)	Lipscomb (3/5)	2	2	8	Thompson (L)
17	Bryson Ware (7)	UAB (3/7)	1	1	4	Haines (R)
18	Cole Foster (2)	Southeastern (3/10)	2	2	6	Robb (R)
19	Chris Stanfield (1)	Southeastern (3/11)	1	1	2	Kinzeler (R)
20	Kason Howell (1)	Southeastern (3/11)	0	0	6	Landry (R)
21	Justin Kirby (7)	Georgia Tech (3/14)	1	0	5	Finateri (R)
22	Kason Howell (2)	at Arkansas (3/17)	0	2	3	Hollan (L)
23	Bryson Ware (8)	at Arkansas (3/18)	0	0	4	McEntire (R)
24	Bryson Ware (9)	at Arkansas (3/19)	0	0	6	McEntire (R)
25	Kason Howell (3)	vs. South Alabama (3/21)	2	1	3	Knowlton (R)
26	Caden Green (1)	Georgia (3/23)	0	1	5	Rhadans (R)
27	Bryson Ware (10)	Georgia (3/23)	0	0	6	Rhadans (R)
28	Ike Irish (1)	Georgia (3/24)	0	0	5	Woods (L)
29	Justin Kirby (8)	Georgia (3/24)	2	2	6	Woods (L)
30	Bryson Ware (11)	Georgia (3/25)	2	0	6	Rhadans (R)
31	Cole Foster (3)	North Alabama (3/28)	0	0	1	Brown (R)
32	Bryson Ware (12)	North Alabama (3/28)	0	2	3	Howard (R)
33	Ike Irish (2)	North Alabama (3/28)	2	1	5	Agosto (R)
34	Ike Irish (3)	at Florida (3/31)	1	1	1	Sproat (R)
35	Bryson Ware (13)	at Florida (3/31)	0	0	9	Jameson (R)
36	Bobby Peirce (2)	at Florida (4/1)	1	0	3	Waldrep (R)
37	Cooper McMurray (3)	at Florida (4/2)	0	0	2	Caglianone (L)
38	Caden Green (2)	at Florida (4/2)	1	0	4	Caglianone (L)
39	Bryson Ware (14)	at Florida (4/2)	2	2	5	Fisher (L)
40	Cooper McMurray (4)	Texas A&M (4/7)	2	2	1	Lamkin (L)
41	Cooper McMurray (5)	Texas A&M (4/7)	0	0	5	Sexton (R)
42	Bryson Ware (15)	at Georgia Tech (4/11)	1	0	9	Busse (R)
43	Chris Stanfield (2)	at Alabama (4/14)	1	2	2	Holman (R)
44	Cole Foster (4)	at Alabama (4/14)	1	1	9	Banks (R)
45	Bobby Peirce (3)	at Alabama (4/15)	0	1	7	Probst (R)
46	Cole Foster (5)	Samford (4/18)	0	0	3	Newman (R)
47	Cooper McMurray (6)	Samford (4/18)	0	1	7	Sanders (R)
48	Cooper McMurray (7)	Miss. State (4/21)	0	0	5	Smith (R)
49	Cooper McMurray (8)	Miss. State (4/22)	1	1	2	Holcombe (R)
50	Kason Howell (4)	Miss. State (4/22)	0	0	9	Hunt (R)
51	Cooper McMurray (9)	Miss. State (4/23)	2	1	4	Cijntje (L)
52	Cooper McMurray (10)	Miss. State (4/23)	1	0	6	Cijntje (L)
53	Nate LaRue (1)	Miss. State (4/23)	1	1	6	Hardin (R)
54	Bryson Ware (16)	Miss. State (4/23)	2	1	8	Dohm (R)
55	Cole Foster (6)	at S. Carolina (4/28)	1	2	4	Sanders (R)
56	Nate LaRue (2)	at S. Carolina (4/29)	0	0	2	Mahoney (R)
57	Bobby Peirce (4)	at S. Carolina (4/29)	0	2	2	Mahoney (R)
58	Cooper McMurray (11)	at S. Carolina (4/29)	1	1	5	Hicks (R)
59	Cooper McMurray (12)	at S. Carolina (4/29)	0	2	9	Austin (R)
60	Bryson Ware (17)	at S. Carolina (4/30)	1	2	1	Becker (L)
61	Cole Foster (7)	at S. Carolina (4/30)	0	2	1	Becker (L)
62	Nate LaRue (3)	at S. Carolina (4/30)	0	1	2	Becker (L)
63	Bryson Ware (18)	at S. Carolina (4/30)	0	0	6	Jones (R)
64	Bobby Peirce (5)	at S. Carolina (4/30)	0	0	9	Veach (R)
65	Bryson Ware (19)	vs. LSU (5/6)	0	1	7	Dutton (R)
66	Nate LaRue (4)	at Ole Miss (5/12)	2	1	2	Rivas (L)
67	Cole Foster (8)	at Ole Miss (5/12)	0	1	4	Jones (R)
68	Cole Foster (9)	at Ole Miss (5/12)	2	2	8	Ketchum (R)
69	Ike Irish (4)	at Ole Miss (5/12)	0	1	7	Dougherty (R)
70	Cole Foster (10)	at Ole Miss (5/13)	0	0	3	Saunier (R)
71	Cooper McMurray (13)	at Ole Miss (5/13)	3	0	5	Ketchum (R)
72	Ike Irish (5)	at Ole Miss (5/13)	0	0	7	Nichols (R)

AUBURN CAREER HOME RUN BREAKDOWN

	1R	2R	3R	GS	Career	Home	Road	Last
Bello	1	--	--	--	1	--	1	3/26/22
Dyal	3	3	--	1	7	6	1	3/17/22
Foster	9	4	5	1	19	10	9	5/13/23
Green	1	1	--	--	2	1	1	4/2/23
Hill	2	3	--	1	6	6	--	6/4/22
Howell	7	3	3	--	13	5	8	4/22/23
Irish	3	1	1	--	5	2	3	5/13/23
Kirby	2	2	3	1	8	8	--	3/24/23
LaRue	7	4	1	--	12	7	5	5/12/23
McMurray	5	4	3	1	13	9	4	5/13/23
Peirce	11	3	1	--	15	5	10	4/30/23
Stanfield	--	2	--	--	2	1	1	4/14/23
Ware	11	10	4	1	26	16	10	5/6/23

AUBURN HITTING STREAKS

	Current	'23	Career
Mike Bello	-	1	6
Ryan Dyal	-	3	4
Cole Foster	3	11	11
Caden Green	4	4	4
Josh Hall	-	1	4
Cam Hill	-	2	8
Kason Howell	1	8	9
Ike Irish	5	10	10
Justin Kirby	-	5	5
Nate LaRue	3	5	5
C. McMurray	4	7	7
Gavin Miller	-	2	2
Brody Moss	-	1	2
Bobby Peirce	5	11	11
Chris Stanfield	2	5	5
Bryson Ware	3	18	18
Brody Wortham	1	1	1
Carter Wright	1	2	2

AUBURN REACHED BASE STREAKS

	Current	'23	Career
Mike Bello	-	2	8
Ryan Dyal	-	3	15
Cole Foster	5	15	15
Caden Green	4	11	11
Josh Hall	-	1	5
Cam Hill	-	2	8
Kason Howell	4	17	23
Ike Irish	16	16	16
Justin Kirby	-	20	20
Nate LaRue	3	7	7
C. McMurray	4	14	14
Gavin Miller	-	4	4
Brody Moss	-	3	3
Bobby Peirce	5	20	20
Chris Stanfield	9	9	9
Bryson Ware	12	34	35
Brody Wortham	1	2	2
Carter Wright	1	5	5

BUNT HITS

Player	No.
Kason Howell	4
Ike Irish	4
Josh Hall	2
Bryson Ware	2
Bobby Peirce	1
TOTAL	13

SAC BUNTS

Player	No.
Caden Green	4
Bryson Ware	3
Cole Foster	2
Chris Stanfield	2
Kason Howell	1
Justin Kirby	1
Nate LaRue	1
TOTAL	14

SAC FLIES

Player	No.
Bryson Ware	4
Ike Irish	4
Bobby Peirce	3
Kason Howell	2
Justin Kirby	2
Caden Green	2
Cooper McMurray	2
Mike Bello	1
Cole Foster	1
Nate LaRue	1
Brody Moss	1
Carter Wright	1
TOTAL	24

OUTFIELD ASSISTS

Player	No.
Bobby Peirce	

**AUBURN 2023 GAME-BY-GAME STARTING LINEUPS**

DATE	OPP	1	2	3	4	5	6	7	8	9	SP
2/17	Indiana	Peirce	Foster	Irish	Kirby	LaRue	McMurray	Howell	Ware	Green	Allsup
2/18	Indiana	Peirce	Foster	Irish	Kirby	LaRue	Howell	Ware	Wortham	Green	Gonzalez
2/19	Indiana	Peirce	Foster	Irish	Kirby	McMurray	Howell	Ware	LaRue	Green	Nelson
2/21	vs. North Alabama	Peirce	Moss	Kirby	Irish	Ware	Dyal	Foster	Hill	Howell	Copeland
2/24	USC	Peirce	Moss	Kirby	Irish	Ware	Foster	Hill	LaRue	Howell	Allsup
2/25	USC	Peirce	Foster	Kirby	Irish	Ware	Howell	McMurray	LaRue	Moss	Herberholz
2/26	USC	Peirce	Foster	Kirby	Irish	Ware	Howell	McMurray	LaRue	Green	Isbell
3/1	Florida A&M	Hall	Foster	Kirby	Irish	Ware	Dyal	Howell	McMurray	Moss	Vail
3/3	Lipscomb	Howell	Foster	Kirby	Irish	Ware	Stanfield	McMurray	LaRue	Green	Bauman
3/4	Lipscomb	Howell	Foster	Kirby	Irish	Ware	Dyal	Stanfield	McMurray	Green	Herberholz
3/5	Lipscomb	Howell	Foster	Kirby	Irish	Ware	Stanfield	Hill	LaRue	Green	Crotchfelt
3/7	UAB	Howell	Foster	Kirby	Irish	Ware	Peirce	Stanfield	LaRue	Moss	Vail
3/8	at Jacksonville State	Bello	Foster	Kirby	Irish	Ware	Dyal	Stanfield	Wright	Green	Copeland
3/10	Southeastern	Howell	Foster	Kirby	Irish	Ware	Stanfield	Dyal	LaRue	Green	Bauman
3/11	Southeastern	Howell	Bello	Irish	Ware	Kirby	Stanfield	Moss	LaRue	Green	Crotchfelt
3/11	Southeastern	Howell	Stanfield	Irish	Ware	Kirby	Dyal	Miller	Hill	Green	Herberholz
3/14	Georgia Tech	Howell	Stanfield	Irish	Ware	Kirby	Miller	Green	Hall	LaRue	Vail
3/17	at Arkansas*	Howell	Foster	Irish	Ware	Kirby	Stanfield	Green	Hall	LaRue	Vail
3/18	at Arkansas*	Howell	Foster	Irish	Ware	Kirby	Dyal	Stanfield	Bello	Moss	Crotchfelt
3/19	at Arkansas*	Howell	Foster	Irish	Ware	Kirby	Stanfield	Miller	LaRue	Bello	Copeland
3/21	vs. South Alabama	Howell	Foster	Irish	Ware	Kirby	Stanfield	Miller	Wortham	Wright	Nelson
3/23	Georgia*	Howell	Foster	Ware	Irish	Kirby	Peirce	Stanfield	LaRue	Green	Vail
3/24	Georgia*	Howell	Foster	Ware	Irish	Kirby	Peirce	Stanfield	Wright	Green	Bauman
3/25	Georgia*	Howell	Foster	Ware	Irish	Kirby	Peirce	Stanfield	LaRue	Green	Crotchfelt
3/28	North Alabama	Foster	Peirce	Ware	Irish	Kirby	McMurray	Howell	Wright	Green	Nelson
3/31	at Florida*	Foster	Peirce	Irish	Ware	Kirby	McMurray	Howell	LaRue	Green	Cannon
4/1	at Florida*	Foster	Peirce	Irish	Ware	Kirby	McMurray	Howell	LaRue	Green	Armstrong
4/2	at Florida*	Foster	Peirce	Irish	Ware	Kirby	McMurray	Howell	LaRue	Green	Vail
4/4	at UAB	Foster	Peirce	Irish	Ware	McMurray	Kirby	Howell	LaRue	Green	Copeland
4/6	Texas A&M*	Foster	Peirce	Irish	Ware	McMurray	Kirby	Howell	LaRue	Green	Cannon
4/7	Texas A&M*	Foster	Peirce	Irish	Ware	McMurray	Howell	Stanfield	Wright	Green	Vail
4/7	Texas A&M*	Foster	Peirce	Irish	Ware	McMurray	Howell	Stanfield	Bello	Green	Sheehan
4/11	at Georgia Tech	Foster	Peirce	Irish	Ware	McMurray	Kirby	Howell	LaRue	Green	Allsup
4/14	at Alabama*	Foster	Peirce	Irish	Ware	McMurray	Howell	Stanfield	LaRue	Green	Vail
4/15	at Alabama*	Foster	Peirce	Irish	Ware	McMurray	Kirby	Howell	LaRue	Green	Nelson
4/16	at Alabama*	Foster	Peirce	Irish	Ware	McMurray	Howell	Stanfield	LaRue	Green	Herberholz
4/18	Samford	Foster	Peirce	Irish	Ware	McMurray	Kirby	Howell	LaRue	Green	Crotchfelt
4/21	Mississippi State	Stanfield	Foster	Peirce	Irish	Ware	McMurray	Howell	Green	LaRue	Vail
4/22	Mississippi State*	Stanfield	Foster	Peirce	Irish	Ware	McMurray	Howell	Green	LaRue	Herberholz
4/23	Mississippi State*	Stanfield	Foster	Peirce	Irish	Ware	McMurray	Howell	Green	LaRue	Crotchfelt
4/25	Troy	Foster	Peirce	Irish	Ware	McMurray	Howell	Kirby	Green	LaRue	Murphy
4/28	at South Carolina*	Stanfield	Irish	Peirce	McMurray	Ware	Foster	Howell	Green	LaRue	Vail
4/29	at South Carolina*	Stanfield	Irish	Peirce	McMurray	Ware	Foster	Howell	Green	LaRue	Herberholz
4/30	at South Carolina*	Stanfield	Irish	Peirce	McMurray	Ware	Foster	Howell	Green	LaRue	Cannon
5/5	LSU*	Stanfield	Irish	Peirce	McMurray	Ware	Foster	Howell	Green	LaRue	Allsup
5/6	LSU*	Stanfield	Irish	Peirce	McMurray	Ware	Foster	Howell	Green	LaRue	Vail
5/7	LSU*	Stanfield	Foster	Peirce	Irish	Ware	McMurray	Howell	Green	LaRue	Herberholz
5/12	at Ole Miss*	Stanfield	Foster	Peirce	McMurray	Ware	Irish	Howell	Green	LaRue	Allsup
5/12	at Ole Miss*	Stanfield	Foster	Peirce	McMurray	Ware	Irish	Howell	Green	LaRue	Vail
5/13	at Ole Miss*	Stanfield	Foster	Peirce	McMurray	Ware	Irish	Howell	Green	LaRue	Herberholz
5/18	Missouri*										
5/19	Missouri*										
5/20	Missouri*										

\* - SEC Game

**AUBURN 2023 GAME-BY-GAME STARTERS**

DATE	OPP	SP	C	1B	2B	3B	SS	LF	CF	RF	DH
2/17	Indiana	Allsup	LaRue	McMurray	Green	Ware	Foster	Peirce	Howell	Kirby	Irish
2/18	Indiana	Gonzalez	LaRue	Wortham	Green	Ware	Foster	Peirce	Howell	Kirby	Irish
2/19	Indiana	Nelson	LaRue	McMurray	Green	Ware	Foster	Peirce	Howell	Kirby	Irish
2/21	vs. North Alabama	Copeland	Dyal	Hill	Moss	Ware	Foster	Peirce	Howell	Kirby	Irish
2/24	USC	Allsup	LaRue	Hill	Moss	Ware	Foster	Peirce	Howell	Kirby	Irish
2/25	USC	Herberholz	LaRue	McMurray	Moss	Ware	Foster	Peirce	Howell	Kirby	Irish
2/26	USC	Isbell	LaRue	McMurray	Green	Ware	Foster	Peirce	Howell	Kirby	Irish
3/1	Florida A&M	Vail	Dyal	McMurray	Moss	Ware	Foster	Hall	Howell	Kirby	Irish
3/3	Lipscomb	Bauman	LaRue	McMurray	Green	Ware	Foster	Stanfield	Howell	Kirby	Irish
3/4	Lipscomb	Herberholz	Dyal	McMurray	Green	Ware	Foster	Stanfield	Howell	Kirby	Irish
3/5	Lipscomb	Crotchfelt	LaRue	Hill	Green	Ware	Foster	Stanfield	Howell	Kirby	Irish
3/7	UAB	Vail	LaRue	Irish	Moss	Ware	Foster	Stanfield	Howell	Kirby	Peirce
3/8	at Jacksonville State	Copeland	Wright	Irish	Green	Ware	Foster	Bello	Stanfield	Kirby	Dyal
3/10	Southeastern	Bauman	LaRue	Irish	Green	Ware	Foster	Stanfield	Howell	Kirby	Dyal
3/11	Southeastern	Crotchfelt	LaRue	Irish	Moss	Ware	Green	Stanfield	Howell	Kirby	Bello
3/11	Southeastern	Herberholz	Dyal	Irish	Ware	Miller	Green	Stanfield	Howell	Kirby	Hill
3/14	Georgia Tech	Vail	LaRue	Irish	Ware	Miller	Green	Stanfield	Howell	Hall	Kirby
3/17	at Arkansas*	Vail	LaRue	Irish	Green	Ware	Foster	Stanfield	Howell	Hall	Kirby
3/18	at Arkansas*	Crotchfelt	Dyal	Irish	Moss	Ware	Foster	Stanfield	Howell	Kirby	Bello
3/19	at Arkansas*	Copeland	LaRue	Irish	Ware	Miller	Foster	Stanfield	Howell	Kirby	Bello
3/21	vs. South Alabama	Nelson	Wright	Wortham	Ware	Miller	Foster	Stanfield	Howell	Kirby	Irish
3/23	Georgia*	Vail	LaRue	Irish	Green	Ware	Foster	Stanfield	Howell	Kirby	Peirce
3/24	Georgia*	Bauman	Wright	Irish	Green	Ware	Foster	Stanfield	Howell	Kirby	Peirce
3/25	Georgia*	Crotchfelt	LaRue	Irish	Green	Ware	Foster	Stanfield	Howell	Kirby	Peirce
3/28	North Alabama	Nelson	Wright	McMurray	Green	Ware	Foster	Peirce	Howell	Kirby	Irish
3/31	at Florida*	Cannon	LaRue	McMurray	Green	Ware	Foster	Peirce	Howell	Kirby	Irish
4/1	at Florida*	Armstrong	LaRue	McMurray	Green	Ware	Foster	Peirce	Howell	Kirby	Irish
4/2	at Florida*	Vail	LaRue	McMurray	Green	Ware	Foster	Peirce	Howell	Kirby	Irish
4/4	at UAB	Copeland	LaRue	McMurray	Green	Ware	Foster	Peirce	Howell	Kirby	Irish
4/6	Texas A&M*	Cannon	LaRue	McMurray	Green	Ware	Foster	Peirce	Howell	Kirby	Irish
4/7	Texas A&M*	Vail	Wright	McMurray	Green	Ware	Foster	Stanfield	Howell	Peirce	Irish
4/7	Texas A&M*	Sheehan	Irish	McMurray	Green	Ware	Foster	Stanfield	Howell	Peirce	Bello
4/11	at Georgia Tech	Allsup	LaRue	McMurray	Green	Ware	Foster	Peirce	Howell	Kirby	Irish
4/14	at Alabama*	Vail	LaRue	McMurray	Green	Ware	Foster	Stanfield	Howell	Peirce	Irish
4/15	at Alabama*	Nelson	LaRue	McMurray	Green	Ware	Foster	Peirce	Howell	Kirby	Irish
4/16	at Alabama*	Herberholz	LaRue	McMurray	Green	Ware	Foster	Stanfield	Howell	Peirce	Irish
4/18	Samford	Crotchfelt	LaRue	McMurray	Green	Ware	Foster	Peirce	Howell	Kirby	Irish
4/21	Mississippi State*	Vail	LaRue	McMurray	Green	Ware	Foster	Stanfield	Howell	Peirce	Irish
4/22	Mississippi State*	Herberholz	LaRue	McMurray	Green	Ware	Foster	Stanfield	Howell	Peirce	Irish
4/23	Mississippi State*	Crotchfelt	LaRue	McMurray	Green	Ware	Foster	Stanfield	Howell	Peirce	Irish
4/25	Troy	Murphy	LaRue	McMurray	Green	Ware	Foster	Peirce	Howell	Kirby	Irish
4/28	at South Carolina*	Vail	LaRue	McMurray	Green	Ware	Foster	Stanfield	Howell	Peirce	Irish
4/29	at South Carolina*	Herberholz	LaRue	McMurray	Green	Ware	Foster	Stanfield	Howell	Peirce	Irish
4/30	at South Carolina*	Cannon	LaRue	McMurray	Green	Ware	Foster	Stanfield	Howell	Peirce	Irish
5/5	LSU*	Allsup	LaRue	McMurray	Green	Ware	Foster	Stanfield	Howell	Peirce	Irish
5/6	LSU*	Vail	LaRue	McMurray	Green	Ware	Foster	Stanfield	Howell	Peirce	Irish
5/7	LSU*	Herberholz	LaRue	McMurray	Green	Ware	Foster	Stanfield	Howell	Peirce	Irish
5/12	at Ole Miss*	Allsup	LaRue	McMurray	Green	Ware	Foster	Stanfield	Howell	Peirce	Irish
5/12	at Ole Miss*	Vail	LaRue	McMurray	Green	Ware	Foster	Stanfield	Howell	Peirce	Irish
5/13	at Ole Miss*	Herberholz	LaRue	McMurray	Green	Ware	Foster	Stanfield	Howell	Peirce	Irish
5/18	Missouri*										
5/19	Missouri*										
5/20	Missouri*										

\* - SEC Game

**OVERALL STATS**



**2023 Auburn Baseball  
Overall Statistics for Auburn (as of May 13, 2023)  
(All games Sorted by Batting avg)**



Record: 30-19-1 Home: 20-9-1 Away: 8-10 Neutral: 2-0 SEC: 14-13

Player	avg	gp-gs	ab	r	h	2b	3b	hr	rbi	tb	slg%	bb	hp	so	gdp	ob%	sf	sh	sb-att	po	a	e	fld%	
27 Peirce, Bobby	.377	38-37	154	41	58	8	2	5	24	85	.552	11	4	28	1	.424	3	0	2-2	71	6	3	.963	
18 Irish, Ike	.366	50-50	205	43	75	19	1	5	46	111	.541	23	4	39	7	.432	4	0	2-2	100	3	3	.972	
8 Ware, Bryson	.352	50-50	193	57	68	11	1	19	54	138	.715	25	8	39	6	.439	4	3	4-6	33	73	9	.922	
7 Foster, Cole	.337	47-47	190	50	64	12	0	10	41	106	.558	28	4	44	3	.430	1	2	5-7	59	118	4	.978	
26 McMurray, Cooper	.297	35-33	111	32	33	4	0	13	45	76	.685	35	4	44	0	.474	2	0	1-1	207	9	1	.995	
3 Stanfield, Chris	.292	42-32	130	27	38	6	2	2	17	54	.415	15	4	38	1	.383	0	2	5-6	71	3	1	.987	
5 Howell, Kason	.282	49-49	188	35	53	22	3	4	38	93	.495	21	7	40	3	.372	2	1	6-6	133	2	0	1.000	
14 Kirby, Justin	.250	37-34	128	26	32	9	1	8	29	67	.523	27	3	43	0	.388	2	1	6-6	55	2	0	1.000	
1 Green, Caden	.231	45-42	130	22	30	4	0	2	19	40	.308	20	7	32	4	.358	2	4	2-3	66	90	3	.981	
24 LaRue, Nate	.169	41-39	124	14	21	1	0	4	14	34	.274	14	3	49	1	.268	1	1	4-6	327	22	3	.991	
-----																								
11 Miller, Gavin	.273	14-4	22	3	6	2	0	0	2	8	.364	4	3	8	0	.448	0	0	0-0	4	12	2	.889	
2 Hall, Josh	.267	20-3	15	5	4	0	0	0	4	4	.267	3	0	6	0	.389	0	0	1-1	5	1	0	1.000	
6 Dyal, Ryan	.222	12-7	27	4	6	0	0	0	3	6	.222	3	2	6	0	.344	0	0	0-0	43	4	1	.979	
4 Wright, Carter	.200	17-5	25	3	5	0	0	0	6	5	.200	4	2	4	2	.344	1	0	0-0	61	12	0	1.000	
16 Hill, Cam	.200	10-4	15	1	3	0	0	0	2	3	.200	4	0	5	2	.368	0	0	0-0	19	0	0	1.000	
10 Wortham, Brody	.167	13-2	18	5	3	0	0	0	4	3	.167	3	1	3	0	.318	0	0	0-0	29	2	1	.969	
31 Bello, Mike	.161	15-5	31	4	5	0	0	0	3	5	.161	2	0	8	0	.206	1	0	0-0	10	0	0	1.000	
9 Moss, Brody	.158	13-7	19	4	3	0	0	0	4	3	.158	5	1	4	0	.346	1	0	0-0	8	11	1	.950	
Totals	.294	50	1725	376	507	98	10	72	355	841	.488	247	57	440	30	.395	24	14	38-46	1311	409	39	.978	
Opponents	.276	50	1712	319	472	99	3	50	298	727	.425	259	59	438	25	.386	19	13	32-41	1282	408	44	.975	

LOB - Team (409), Opp (432). DPs turned - Team (35), Opp (35). IBB - Team (7), Ware, B. 4, Irish, I. 1, Foster, C. 1, Stanfield, C 1, Opp (5). Picked off - Hall, J. 1, LaRue, N. 1.

**(All games Sorted by Earned run avg)**

Player	era	w-l	app	gs	cg	sho	sv	ip	h	r	er	bb	so	2b	3b	hr	b/avg	wp	hp	bks	sfa	sha		
21 Vail, Tommy	3.34	5-1	14	12	0	0/0	0	59.1	36	24	22	36	72	8	0	3	.175	3	3	0	1	1		
29 Herberholz,Christia	4.18	1-3	17	8	0	0/0	0	47.1	51	26	22	22	41	15	0	5	.283	4	2	0	2	3		
33 Cannon, Will	4.87	2-1	19	3	0	0/0	5	40.2	47	24	22	26	39	14	0	4	.297	5	7	0	3	2		
41 Armstrong, John	5.24	6-2	20	1	0	0/0	2	34.1	36	24	20	15	32	4	0	5	.265	3	8	2	2	1		
25 Bauman, Tanner	5.65	4-1	18	3	0	0/0	0	43.0	43	28	27	26	36	8	1	5	.257	4	10	1	2	2		
77 Crotchfelt, Zach	6.38	1-2	14	6	0	0/0	0	36.2	39	32	26	24	37	7	1	5	.269	5	1	0	0	0		
-----																								
45 Gonzalez, Joseph	0.00	1-0	1	1	0	0/0	0	5.0	2	0	0	0	1	1	0	0	.125	0	0	0	0	0		
23 Carlson, Parker	4.50	1-1	15	0	0	0/0	1	16.0	17	10	8	16	20	1	0	0	.266	1	2	0	1	0		
12 Nelson, Drew	5.81	3-3	16	4	1	0/0	1	31.0	23	21	20	19	29	9	0	2	.207	4	4	1	3	0		
43 Isbell, Chase	6.92	2-1	20	1	0	0/0	2	26.0	28	20	20	14	35	3	0	5	.275	2	4	0	0	1		
46 Allsup, Chase	7.24	0-1	17	5	0	0/0	2	32.1	44	29	26	26	33	6	1	6	.321	6	5	0	2	2		
54 Copeland, Konner	8.13	3-1	14	4	0	0/0	0	31.0	45	30	28	11	32	15	0	3	.346	0	4	0	2	0		
17 Horne, Trevor	9.64	0-1	9	0	0	0/0	0	9.1	11	10	10	6	9	0	0	1	.282	1	0	0	0	0		
22 Murphy, Hayden	11.00	1-0	12	1	0	0/0	0	18.0	32	22	22	8	11	6	0	6	.386	2	3	0	1	1		
20 Sheehan, Tommy	13.50	0-1	4	1	0	0/0	0	2.2	3	4	4	6	6	0	0	0	.273	1	3	0	0	0		
44 Olson, Ryan	18.00	0-0	4	0	0	0/0	0	2.0	6	4	4	2	3	0	0	0	.545	0	0	0	0	0		
47 Keshock, Cameron	42.43	0-0	4	0	0	0/0	0	2.1	9	11	11	2	2	2	0	0	.563	1	3	0	0	0		
Totals	6.01	30-19	50	50	1	0/0	13	437.0	472	319	292	259	438	99	3	50	.276	42	59	4	19	13		
Opponents	7.37	19-30	50	50	0	2/2	12	427.1	507	376	350	247	440	98	10	72	.294	51	57	5	24	14		

PB - Team (13), LaRue, N. 10, Wright, C. 3, Opp (5). Pickoffs - Team (8), LaRue, N. 5, Crotchfelt,Z 1, Copeland, K. 1, Cannon, W. 1, Opp (2). SBA/ATT - LaRue, N. (22-28), Crotchfelt,Z (4-6), Irish, I. (5-5), Herberholz,C (2-5), Nelson, D. (5-5), Allsup, C. (2-3), Vail, T. (2-3), Horne, T. (3-3), Dyal, R. (3-3), Carlson, P. (3-3), Cannon, W. (2-3), Wright, C. (2-3), Bauman, T. (3-3), Olson, R. (2-2), Isbell, C. (2-2), Copeland, K. (0-1), Sheehan, T. (1-1), Murphy, H. (1-1).



SEC STATS



2023 Auburn Baseball  
Conference statistics for Auburn (as of May 13, 2023)  
(SEC games only Sorted by Batting avg)



Record: 14-13 Home: 7-5 Away: 7-8 SEC: 14-13

Player	avg	gp-gs	ab	r	h	2b	3b	hr	rbi	tb	slg%	bb	hp	so	gdp	ob%	sf	sh	sb-att	po	a	e	fld%	
27 Peirce, Bobby	.330	24-24	100	25	33	5	1	4	11	52	.520	10	3	24	1	.404	1	0	2-2	48	3	2	.962	
8 Ware, Bryson	.321	27-27	109	34	35	4	0	10	26	69	.633	11	5	22	4	.408	0	1	1-2	20	36	7	.889	
26 McMurray, Cooper	.320	23-21	75	20	24	3	0	10	34	57	.760	21	2	30	0	.470	2	0	1-1	123	7	0	1.000	
5 Howell, Kason	.284	27-27	102	16	29	9	3	2	21	50	.490	11	4	22	3	.373	1	0	5-5	74	2	0	1.000	
7 Foster, Cole	.282	27-27	110	26	31	7	0	6	19	56	.509	15	3	30	1	.383	0	1	2-2	38	64	2	.981	
18 Irish, Ike	.269	27-27	108	20	29	5	0	4	20	46	.426	12	3	23	3	.349	3	0	1-1	60	1	3	.953	
3 Stanfield, Chris	.244	26-22	90	19	22	3	0	1	7	28	.311	12	1	31	0	.340	0	2	3-4	48	3	1	.981	
24 LaRue, Nate	.236	23-23	72	10	17	1	0	4	10	30	.417	7	3	26	1	.329	0	1	1-3	184	10	2	.990	
1 Green, Caden	.219	25-25	73	10	16	1	0	2	14	23	.315	11	3	20	2	.341	1	3	1-1	43	45	1	.989	
-----																								
10 Wortham, Brody	.333	3-0	3	1	1	0	0	0	2	1	.333	1	0	1	0	.500	0	0	0-0	0	1	0	1.000	
4 Wright, Carter	.286	6-2	7	1	2	0	0	0	3	2	.286	2	1	0	0	.455	1	0	0-0	22	5	0	1.000	
14 Kirby, Justin	.222	14-11	45	2	10	1	0	1	5	14	.311	5	1	21	0	.314	0	0	3-3	21	0	0	1.000	
6 Dyal, Ryan	.143	4-1	7	0	1	0	0	0	0	1	.143	0	1	3	0	.250	0	0	0-0	12	0	0	1.000	
11 Miller, Gavin	.111	8-1	9	0	1	1	0	0	0	2	.222	0	2	4	0	.273	0	0	0-0	1	3	0	1.000	
31 Bello, Mike	.077	5-3	13	0	1	0	0	0	0	1	.077	0	0	4	0	.077	0	0	0-0	1	0	0	1.000	
2 Hall, Josh	.000	5-1	4	1	0	0	0	0	0	0	.000	0	0	1	0	.000	0	0	0-0	2	0	0	1.000	
9 Moss, Brody	.000	5-1	3	0	0	0	0	0	0	0	.000	0	0	1	0	.000	0	0	0-0	2	1	0	1.000	
16 Hill, Cam	.000	1-0	1	0	0	0	0	0	0	0	.000	0	0	1	0	.000	0	0	0-0	0	0	0	.000	
Totals	.271	27	931	185	252	40	4	44	172	432	.464	118	32	264	15	.369	9	8	20-24	702	198	23	.975	
Opponents	.283	27	920	189	260	54	2	27	177	399	.434	163	37	227	17	.407	11	6	13-19	709	213	18	.981	

LOB - Team (204), Opp (246). DPs turned - Team (22), Opp (19). IBB - Team (3), Ware, B. 1, Stanfield, C 1, Irish, I. 1, Opp (2). Picked off - Hall, J. 1, LaRue, N. 1.

(SEC games only Sorted by Earned run avg)

Player	era	w-l	app	gs	cg	sho	sv	ip	h	r	er	bb	so	2b	3b	hr	b/avg	wp	hp	bk	sfa	sha		
29 Herberholz, Christia	2.30	1-1	10	5	0	0/0	0	31.1	26	10	8	15	27	7	0	2	.234	0	2	0	0	2		
21 Vail, Tommy	4.20	3-1	9	9	0	0/0	0	45.0	34	23	21	30	54	7	0	3	.211	3	3	0	1	1		
33 Cannon, Will	4.67	1-0	11	3	0	0/0	2	27.0	30	14	14	17	23	9	0	2	.291	4	5	0	2	1		
25 Bauman, Tanner	7.33	3-1	12	1	0	0/0	0	27.0	27	22	22	19	20	5	0	4	.257	4	7	1	1	0		
77 Crotchfelt, Zach	8.38	1-2	9	3	0	0/0	0	19.1	26	24	18	13	18	5	1	4	.313	1	1	0	0	0		
-----																								
44 Olson, Ryan	0.00	0-0	1	0	0	0/0	0	0.1	0	0	0	0	0	0	0	0	.000	0	0	0	0	0		
23 Carlson, Parker	6.00	0-0	6	0	0	0/0	1	6.0	8	4	4	8	5	0	0	0	.320	0	0	0	0	0		
46 Allsup, Chase	6.14	0-1	9	2	0	0/0	0	14.2	18	13	10	15	13	1	1	2	.286	3	3	0	1	1		
12 Nelson, Drew	6.39	1-2	9	1	0	0/0	1	12.2	9	9	9	12	15	4	0	1	.205	1	1	0	2	0		
41 Armstrong, John	6.91	2-2	8	1	0	0/0	0	14.1	24	15	11	8	11	3	0	2	.375	1	5	2	2	0		
54 Copeland, Konner	7.47	2-1	7	1	0	0/0	0	15.2	21	15	13	4	16	6	0	2	.323	0	3	0	1	0		
43 Isbell, Chase	8.44	0-0	11	0	0	0/0	1	10.2	12	10	10	8	13	3	0	2	.286	2	3	0	0	1		
22 Murphy, Hayden	15.63	0-0	5	0	0	0/0	0	6.1	12	11	11	4	7	3	0	3	.414	2	0	0	1	0		
20 Sheehan, Tommy	36.00	0-1	2	1	0	0/0	0	1.0	2	4	4	4	2	0	0	0	.400	1	2	0	0	0		
47 Keshock, Cameron	47.25	0-0	2	0	0	0/0	0	1.1	6	7	7	1	1	1	0	0	.600	1	2	0	0	0		
17 Horne, Trevor	54.00	0-1	3	0	0	0/0	0	1.1	5	8	8	5	2	0	0	0	.556	0	0	0	0	0		
Totals	6.54	14-13	27	27	0	0/0	5	234.0	260	189	170	163	227	54	2	27	.283	23	37	3	11	6		
Opponents	6.55	13-14	27	27	0	2/2	9	236.1	252	185	172	118	264	40	4	44	.271	29	32	2	9	8		

PB - Team (8), LaRue, N. 7, Wright, C. 1, Opp (3). Pickoffs - Team (4), LaRue, N. 3, Cannon, W. 1, Opp (2). SBA/ATT - LaRue, N. (8-12), Irish, I. (5-5), Crotchfelt, Z (3-4), Herberholz, C (1-4), Nelson, D. (3-3), Vail, T. (1-2), Bauman, T. (2-2), Horne, T. (2-2), Wright, C. (0-1), Cannon, W. (0-1), Carlson, P. (1-1).

**LAST FIVE STATS**



**2023 Auburn Baseball  
Overall Statistics for Auburn (as of May 16, 2023)  
(Last Five Sorted by Batting avg)**



Record: 5-0 Home: 2-0 Away: 3-0 SEC: 5-0

Player	avg	gp-gs	ab	r	h	2b	3b	hr	rbi	tb	slg%	bb	hp	so	gdp	ob%	sf	sh	sb-att	po	a	e	fld%	
7 Foster, Cole	.476	5-5	21	9	10	1	0	3	6	20	.952	5	1	3	0	.593	0	0	2-2	4	7	1	.917	
27 Peirce, Bobby	.458	5-5	24	8	11	1	0	0	2	12	.500	2	1	5	0	.519	0	0	0-0	13	0	0	1.000	
5 Howell, Kason	.412	5-5	17	3	7	3	2	0	11	14	.824	5	1	4	0	.565	0	0	1-1	17	0	0	1.000	
18 Irish, Ike	.381	5-5	21	7	8	0	0	2	7	14	.667	2	1	4	0	.440	1	0	0-0	0	0	0	.000	
1 Green, Caden	.375	5-5	16	2	6	0	0	0	6	6	.375	3	1	5	0	.500	0	0	0-0	8	10	0	1.000	
8 Ware, Bryson	.368	5-5	19	11	7	1	0	1	2	11	.579	7	0	4	1	.538	0	0	0-0	4	7	2	.846	
26 McMurray, Cooper	.273	5-5	22	7	6	0	0	1	9	9	.409	4	0	5	0	.370	1	0	1-1	26	0	0	1.000	
24 LaRue, Nate	.227	5-5	22	3	5	0	0	1	5	8	.364	1	0	8	1	.261	0	0	0-0	39	2	1	.976	
3 Stanfield, Chris	.174	5-5	23	6	4	1	0	0	1	5	.217	4	1	8	0	.321	0	0	0-1	18	0	0	1.000	
-----																								
10 Wortham, Brody	1.000	1-0	1	1	1	0	0	0	2	1	1.000	1	0	0	0	1.000	0	0	0-0	0	0	0	.000	
9 Moss, Brody	.000	1-0	1	0	0	0	0	0	0	0	.000	0	0	0	0	.000	0	0	0-0	0	1	0	1.000	
Totals	.348	5	187	57	65	7	2	8	51	100	.535	34	6	46	2	.459	2	0	4-5	129	27	4	.975	
Opponents	.250	5	172	19	43	10	0	3	19	62	.360	11	7	39	0	.318	2	0	0-0	124	35	6	.964	

LOB - Team (48), Opp (44). DPs turned - Team (0), Opp (2). IBB - Team (1), Ware, B. 1.

**(Last Five Sorted by Earned run avg)**

Player	era	w-l	app	gs	cg	sho	sv	ip	h	r	er	bb	so	2b	3b	hr	b/avg	wp	hp	bk	sfa	sha
12 Nelson, Drew	0.00	1-0	2	0	0	0/0	1	5.0	3	0	0	0	4	0	0	0	.167	0	0	0	0	0
29 Herberholz, Christia	1.29	1-0	2	2	0	0/0	0	7.0	6	2	1	2	4	2	0	1	.222	0	1	0	0	0
21 Vail, Tommy	1.50	1-0	2	2	0	0/0	0	12.0	8	3	2	2	14	2	0	0	.178	1	1	0	0	0
33 Cannon, Will	6.75	0-0	2	0	0	0/0	1	4.0	4	3	3	2	4	1	0	1	.267	2	1	0	1	0
-----																						
25 Bauman, Tanner	0.00	1-0	1	0	0	0/0	0	3.1	3	0	0	0	2	1	0	0	.214	0	1	0	0	0
41 Armstrong, John	0.00	0-0	1	0	0	0/0	0	1.0	1	0	0	1	0	0	0	0	.333	0	1	0	0	0
43 Isbell, Chase	4.50	0-0	1	0	0	0/0	0	2.0	3	1	1	0	2	0	0	0	.333	1	1	0	0	0
46 Allsup, Chase	7.71	0-0	1	1	0	0/0	0	2.1	4	3	2	1	1	0	0	0	.333	0	1	0	0	0
54 Copeland, Konner	9.00	0-0	2	0	0	0/0	0	3.0	7	3	3	2	6	2	0	0	.467	0	0	0	1	0
77 Crotchfelt, Zach	10.12	1-0	2	0	0	0/0	0	2.2	3	3	3	1	2	2	0	0	.273	0	0	0	0	0
22 Murphy, Hayden	13.50	0-0	1	0	0	0/0	0	0.2	1	1	1	0	0	0	0	1	.333	0	0	0	0	0
Totals	3.35	5-0	5	5	0	0/0	2	43.0	43	19	16	11	39	10	0	3	.250	4	7	0	2	0
Opponents	10.89	0-5	5	5	0	0/0	0	41.1	65	57	50	34	46	7	2	8	.348	11	6	1	2	0

PB - Team (1), LaRue, N. 1, Opp (2). Pickoffs - Team (1), LaRue, N. 1.

**GAME SUMMARY**



**2023 Auburn Baseball  
Games Summary for Auburn (as of May 13, 2023)  
(All games)**



Score by innings	1	2	3	4	5	6	7	8	9	EX	Total
Auburn	62	37	49	43	40	50	30	32	31	2	376
Opponents	46	29	35	35	33	35	33	46	23	4	319

**Record when ...**

Overall	30-19-1	After 6 leading	24-3-1
Conference	14-13	..... trailing	5-14
Non-Conference	16-6-1	..... tied	1-2
Home games	20-9-1	After 7 leading	21-1
Away games	8-10	..... trailing	4-17
Neutral site	2-0	..... tied	2-1-1
Day games	11-12-1	After 8 leading	21-0
Night games	19-7	..... trailing	1-17
vs Left starter	6-5	..... tied	2-1-1
vs Right starter	24-14-1		
1-Run games	8-5	Hit 0 home runs	3-7
2-Run games	2-1	... 1 home run	13-8
5+Run games	13-10	... 2+ home runs	14-4-1
Extra innings	2-1		
Shutouts	0-2	Opponent 0 home runs	16-5
		..... 1 home run	10-8
		..... 2+ HRs	4-6-1
Scoring 0-2 runs	1-6		
..... 3-5 runs	3-5		
..... 6-9 runs	13-7	Made 0 errors	18-7
..... 10+ runs	13-1-1	.... 1 error	7-7-1
		.... 2+ errors	5-5
Opponent 0-2 runs	9-0		
..... 3-5 runs	13-3	Opp. made 0 errors	11-11
..... 6-9 runs	5-9	..... 1 error	10-6
..... 10+ runs	3-7-1	..... 2+ errors	9-2-1
Scored in 1st inning	11-5-1	Out-hit opponent	22-5
Opp. scored in 1st	8-12-1	Out-hit by opponent	5-13
Scores first	17-7	Hits are tied	3-1-1
Opp. scores first	13-12-1		

**Record when team scores:**

Runs	0	1	2	3	4	5	6	7	8	9	10+
W-L	0-2	0-1	1-3	0-2	2-0	1-3	4-1	3-4	5-2	1-0	13-1

**Record when opponent scores:**

Runs	0	1	2	3	4	5	6	7	8	9	10+
W-L	0-0	7-0	2-0	7-1	3-1	3-1	3-2	0-1	1-4	1-2	3-7

**Record when leading after:**

Inn.	1	2	3	4	5	6	7	8
W-L	10-2	14-4	17-6	21-7	21-5	24-3	21-1	21-0

**Record when trailing after:**

Inn.	1	2	3	4	5	6	7	8
W-L	5-10	6-12	6-12	6-11	7-12	5-14	4-17	1-17

**Record when tied after:**

Inn.	1	2	3	4	5	6	7	8
W-L	15-7	10-3	7-1	3-1	2-2	1-2	2-1	2-1

Current winning streak: 5  
 Longest winning streak: 10  
 Longest losing streak: 4

Home attendance : 109468 ( 30 dates avg = 3648 )  
 Away attendance : 132284 ( 20 dates avg = 6614 )  
 Total attendance: 241752 ( 50 dates avg = 4835 )

**CAREER vs. MISSOURI**



**Individual Career History  
vs MIZZOU**



Dyal, Ryan

Year	avg	gp-gs	ab	r	h	2b	3b	hr	rbi	tb	slg%	bb	hbp	so	gdp	ob%	sf	sh	sb-att	po	a	e	fld%
2021	.250	2-2	4	2	1	0	0	0	0	1	.250	4	0	1	0	.625	0	0	0-0	17	1	0	1.000
TOTAL	.250	2-2	4	2	1	0	0	0	0	1	.250	4	0	1	0	.625	0	0	0-0	17	1	0	1.000

Foster, Cole

Year	avg	gp-gs	ab	r	h	2b	3b	hr	rbi	tb	slg%	bb	hbp	so	gdp	ob%	sf	sh	sb-att	po	a	e	fld%
2021	.000	1-0	1	0	0	0	0	0	0	0	.000	0	0	0	0	.000	0	0	0-0	0	0	0	.000
TOTAL	.000	1-0	1	0	0	0	0	0	0	0	.000	0	0	0	0	.000	0	0	0-0	0	0	0	.000

Hill, Cam

Year	avg	gp-gs	ab	r	h	2b	3b	hr	rbi	tb	slg%	bb	hbp	so	gdp	ob%	sf	sh	sb-att	po	a	e	fld%
2021	.273	3-3	11	5	3	1	0	0	0	4	.364	2	0	2	2	.385	0	0	0-0	0	0	0	.000
TOTAL	.273	3-3	11	5	3	1	0	0	0	4	.364	2	0	2	2	.385	0	0	0-0	0	0	0	.000

Howell, Kason

Year	avg	gp-gs	ab	r	h	2b	3b	hr	rbi	tb	slg%	bb	hbp	so	gdp	ob%	sf	sh	sb-att	po	a	e	fld%
2021	.357	3-3	14	3	5	1	0	2	5	12	.857	0	0	2	0	.357	0	0	0-1	9	0	0	1.000
TOTAL	.357	3-3	14	3	5	1	0	2	5	12	.857	0	0	2	0	.357	0	0	0-1	9	0	0	1.000

LaRue, Nate

Year	avg	gp-gs	ab	r	h	2b	3b	hr	rbi	tb	slg%	bb	hbp	so	gdp	ob%	sf	sh	sb-att	po	a	e	fld%
2021	.500	2-1	4	2	2	1	0	0	1	3	.750	0	0	1	0	.500	0	0	0-0	8	1	0	1.000
TOTAL	.500	2-1	4	2	2	1	0	0	1	3	.750	0	0	1	0	.500	0	0	0-0	8	1	0	1.000

Ware, Bryson

Year	avg	gp-gs	ab	r	h	2b	3b	hr	rbi	tb	slg%	bb	hbp	so	gdp	ob%	sf	sh	sb-att	po	a	e	fld%
2021	.286	3-2	7	3	2	1	0	0	0	3	.429	1	0	4	0	.375	0	0	1-1	4	0	0	1.000
TOTAL	.286	3-2	7	3	2	1	0	0	0	3	.429	1	0	4	0	.375	0	0	1-1	4	0	0	1.000



**TV/RADIO ROSTER**



1 CADEN GREEN



2 JOSH HALL




3 CHRIS STANFIELD



4 CARTER WRIGHT



5 KASON HOWELL



6 RYAN DYAL



7 COLE FOSTER



8 BRYSON WARE



9 BRODY MOSS



10 BRODY WORTHAM



11 GAVIN MILLER



12 DREW NELSON



14 JUSTIN KIRBY




16 CAM HILL



17 TREVOR HORNE



18 IKE IRISH



20 TOMMY SHEEHAN



21 TOMMY VAIL



22 HAYDEN MURPHY



23 PARKER CARLSON



24 NATE LARUE



25 TANNER BAUMAN




26 COOPER MCMURRAY



27 BOBBY PEIRCE




28 ELLIOT BRAY



29 CHRISTIAN HERBERHOLZ



31 MIKE BELLO



33 WILL CANNON



41 JOHN ARMSTRONG



43 CHASE ISBELL




44 RYAN OLSON




45 JOSEPH GONZALEZ



46 CHASE ALLSUP




47 CAMERON KESHOCK



51 TY MAULDIN



54 KONNER COPELAND



77 ZACH CROTCHFELT



30 BUTCH THOMPSON



36 KARL NONEMAKER



39 GABE GROSS



40 DARON SCHOENROCK