



2023 AUBURN BASEBALL

AUBURN ATHLETICS COMMUNICATIONS: 392 SOUTH DONAHUE DRIVE || AUBURN, AL 36849 || AUBURNTIGERS.COM || @AUBURN_BASEBALL

2023 SCHEDULE

Day	Date	Opponent	Time/Result
FRI	FEB. 17	INDIANA	W, 8-4
SAT	FEB. 18	INDIANA	W, 6-1
SUN	FEB. 19	INDIANA	L, 2-11
Tue	Feb. 21	vs. North Alabama	W, 13-1 (7)
FRI	FEB. 24	USC	W, 5-3
SAT	FEB. 25	USC	W, 12-6
SUN	FEB. 26	USC	T, 12-12
WED	MAR. 1	FLORIDA A&M	W, 18-8 (7)
FRI	MAR. 3	LIPSCOMB	W, 7-3
SAT	MAR. 4	LIPSCOMB	W, 12-11
SUN	MAR. 5	LIPSCOMB	W, 4-3
TUE	MAR. 7	UAB	W, 4-1
Wed	Mar. 8	at Jacksonville State	W, 6-3
FRI	MAR. 10	SOUTHEASTERN	W, 7-1
SAT	MAR. 11	SOUTHEASTERN	L, 3-8
SUN	MAR. 11	SOUTHEASTERN	L, 7-8
TUE	MAR. 14	GEORGIA TECH	W, 12-11 (12)
Fri	Mar. 17	at #3 Arkansas*	4 pm
Sat	Mar. 18	at #3 Arkansas*	2 pm
Sun	Mar. 19	at #3 Arkansas*	2 pm
Tue	Mar. 21	vs. South Alabama	6 pm
THU	MAR. 23	GEORGIA*	6 PM
FRI	MAR. 24	GEORGIA*	6 PM
SAT	MAR. 25	GEORGIA*	2 PM
TUE	MAR. 28	NORTH ALABAMA	6 PM
Fri	Mar. 31	at Florida*	5:30 pm
Sat	Apr. 1	at Florida*	5:30 pm
Sun	Apr. 2	at Florida*	12 pm
Tue	Apr. 4	at UAB	6 pm
THU	APR. 6	TEXAS A&M*	7 PM
FRI	APR. 7	TEXAS A&M*	6 PM
SAT	APR. 8	TEXAS A&M*	3:30 PM
Tue	Apr. 11	at Georgia Tech	5 pm
Fri	Apr. 14	at Alabama*	6 p.m.
Sat	Apr. 15	at Alabama*	6 p.m.
Sun	Apr. 16	at Alabama*	1 p.m.
TUE	APR. 18	SAMFORD	6 PM
FRI	APR. 21	MISSISSIPPI STATE*	6 PM
SAT	APR. 22	MISSISSIPPI STATE*	2 PM
SUN	APR. 23	MISSISSIPPI STATE*	1 PM
TUE	APR. 25	TROY	6 pm
Fri	Apr. 28	at South Carolina*	6 pm
Sat	Apr. 29	at South Carolina*	3 pm
Sun	Apr. 30	at South Carolina*	11 am
FRI	MAY 5	LSU*	6 PM
SAT	MAY 6	LSU*	8 PM
SUN	MAY 7	LSU*	1 PM
Tue	May 9	at Samford	6 pm
Thu	May 11	at Ole Miss*	7 pm
Fri	May 12	at Ole Miss*	6:30 pm
Sat	May 13	at Ole Miss*	2 pm
TUE	MAY 16	JACKSONVILLE STATE	6 PM
THU	MAY 18	MISSOURI*	6 PM
FRI	MAY 19	MISSOURI*	6 PM
SAT	MAY 20	MISSOURI*	2 PM

POSTSEASON		
May 23-28	SEC Tournament	TBA
June 2-5	NCAA Regionals	TBA
June 9-12	NCAA Super Regionals	TBA
June 16-26	College World Series	TBA

Home games in **BOLD CAPS**

All home games at Plainsman Park | All times central

* SEC game



GAMES 18-20

FAYETTEVILLE, ARK. (Baum-Walker Stadium)



#18 AUBURN TIGERS (13-3-1, 0-0 SEC)

Head Coach: Butch Thompson (Birmingham-Southern, 1992)

Career Record: 274-188-1 (9th season) | Record at Auburn: 235-167-1 (8th season)

at



#3 ARKANSAS RAZORBACKS (15-2, 0-0 SEC)

Head Coach: Dave Van Horn (Arkansas, 1988)

Career Record: 1,383-663 (34th season) | Record at UA: 798-423 (21st season)

>> QUICK HITTERS

- Auburn has won its SEC opening weekend series three times in six conference seasons under head coach Butch Thompson, including its first conference road series twice.
- The Tigers' 16 SEC wins in 2022 were tied for the most in a season since winning 20 league games and the SEC Western Division Championship in 2010.
- Auburn is the only team in the SEC with four players who have started at least half of its teams games hitting .400 or higher - Ike Irish, Cole Foster, Bryson Ware and Chris Stanfield.
- After making three midweek starts, Tommy Vail is set to make his first weekend start Friday.
- Vail and Zach Crotchfelt combined to pitch 10.2 scoreless innings with 13 strikeouts last week.
- All five of Auburn's conference road series are against teams currently ranked in the top 25.
- The Tigers won 18 games away from home in 2022, tied for the most since 1998 (20).
- Auburn is 49-51 all-time against Arkansas, including 19-26 vs. the Razorbacks in Fayetteville.
- The Tigers have won five series in Fayetteville and are looking for their first since 2014.

PITCHING MATCHUP

AUBURN		ARKANSAS	
FRI	GR LHP Tommy Vail (2-0, 0.63)	vs.	JR LHP Hunter Hollan (3-0, 2.18)
SAT	FR LHP Zach Crotchfelt (0-0, 4.41)	vs.	R-JR RHP Will McEntire (3-0, 3.48)
SUN	TBA	vs.	TBA

GAME INFO

Date: Friday-Sunday, Mar. 17-19, 2023
Game Time: 4 p.m. / 2 p.m. / 2 p.m. CT
Site: Fayetteville, Ark. / Baum-Walker (10,737)
TV: SEC Network+
Talent: Brett Dolan (pxp), Troy Eklund (color)
Radio: 93.9 / 95.9 FM | AuburnTigers.com
Talent: Brad Law
Live Stats: StatBroadcast.com
Twitter Updates: @AuburnBaseball
Postgame Recap: AuburnTigers.com
Series History: Auburn trails, 49-51
Auburn: Auburn leads, 25-20
Fayetteville: Auburn trails, 19-26
Neutral: Series tied, 5-5
Last Meeting: Arkansas 11, Auburn 1 (6/21/22)
Streak: L2

AUBURN

13-3-1, 0-0 SEC

Team Leaders

Batting Average:	FR IF/DH Ike Irish (.465)
Runs:	GR OF Justin Kirby (19)
2B:	FR IF/DH Ike Irish (12)
HR:	Two tied (7)
RBI:	SR IF Bryson Ware (21)
Stolen Bases:	SR C Nate LaRue (3-3)

ARKANSAS

15-2, 0-0 SEC

Team Leaders

Batting Average:	JR OF Jace Bohrofen (.436)
Runs:	GR OF Jared Wegner (24)
2B:	SR IF Brady Slavens (7)
HR:	GR OF Jared Wegner (8)
RBI:	GR OF Jared Wegner (29)
Stolen Bases:	JR OF Tavian Josenberger (5-8)

POTENTIAL STARTING LINEUP

Pos.	#	Player	AVG	AB	R	H	2B	3B	HR	RBI	SB-SBA	BB
C	24	Nate LaRue	.075	40	3	3	0	0	0	3	3-3	6
1B	18	Ike Irish	.465	71	17	33	12	1	0	17	1-1	10
2B	8	Bryson Ware	.435	62	17	27	7	1	7	21	1-1	9
3B	11	Gavin Miller	.400	10	3	4	1	0	0	2	0-0	4
SS	1	Caden Green	.233	43	8	10	2	0	0	2	1-2	6
LF	3	Chris Stanfield	.429	35	7	15	3	2	1	10	2-2	3
CF	5	Kason Howell	.281	64	14	18	9	0	1	7	0-0	5
RF	2	Josh Hall	.364	11	4	4	0	0	0	4	1-1	3
DH	14	Justin Kirby	.266	64	19	17	5	1	7	20	2-2	16

AUBURN'S RECORD WHEN...

	2023	Under Thompson
Overall	13-3-1	235-167-1
SEC	0-0	79-100
Non-Conference	13-3-1	135-50-1
Postseason	0-0	21-17
Home	11-3-1	157-75-1
Away	1-0	53-69
Neutral	1-0	21-20
Current streak	W1	W1
Last 5 games	3-2	3-2
Last 10 games	8-2	8-2

Situational:

AU scores first	7-1	153-55
Opp. scores first	6-2-1	82-112-1
AU scores 4+ runs	13-1-1	214-74-1
AU scores 3 runs or less	0-2	21-93
AU leads after 7 innings	10-1	190-17
8 innings	9-0	211-14
AU trails after 7 innings	2-2	18-122
8 innings	0-3	7-132
Game tied after 7 innings	1-0-1	22-24-1
8 innings	2-0-1	8-15-1
Extra Innings	1-0	12-18
1-run games	3-1	49-45
2-run games	1-0	3-17
3-run games	2-0	26-23
Games decided by 5+ runs	5-2	105-51
vs. LH Starter	3-0	69-51
vs. RH Starter	10-3-1	167-115-1
More hits than opponent	11-0	174-29
Fewer hits than opponent	1-3	38-127
Hits are tied	1-0-1	21-12-1
AU has 10+ hits	9-0-1	145-62-1
Opp. has 10+ hits	2-3-1	55-104-1
Hit a home run	11-3-1	155-73-1
Opp. hits a home run	6-2-1	105-109-1
AU quality start	0-0	68-22
Opp. quality start	1-1	27-60
AU commits no errors	7-1	107-42
Opp. commits no error	6-2	68-84

By Day:

Sunday	1-1-1	36-31-1
Monday	0-0	3-2
Tuesday	3-0	48-18
Wednesday	2-0	20-7
Thursday	0-0	8-16
Friday	4-0	56-38
Saturday	3-2	60-52
Day Games (first pitch before 6 p.m.)	5-3-1	127-89-1
Night Games (first pitch after 6 p.m.)	8-0	108-78
Doubleheaders	0-2	26-18

By Month:

February	5-1-1	50-15-1
March	8-2	82-43
April	0-0	51-49
May	0-0	34-47
June	0-0	16-10

By Jersey:

White	2-0	59-33
Blue	6-0	49-33
Orange	0-0	49-35
Gray	0-0	28-38
Pinstripes	1-2-1	36-25-1
Cream Throwback	3-1	11-3

UNIVERSITY INFORMATION

Location	Auburn, Ala.
Enrollment	31,526
Founded	October 1, 1856
Nickname	Tigers
Colors	Burnt Orange and Navy Blue
President	Dr. Christopher B. Roberts
Athletics Director	John Cohen
Conference	Southeastern (SEC West)
Stadium / Capacity	Samford Stadium-Hitchcock Field at Plainsman Park / 4,096
Ticket Office Phone	855-282-2010

BASEBALL COACHING / SUPPORT STAFF

Head Coach	Butch Thompson (Birmingham-Southern, 1992)
Record at Auburn / Seasons	235-167-1 (.584) / 8th
Career Coaching Record / Seasons	274-188-1 (.593) / 9th
Assistant Coach	Karl Nonemaker (Vanderbilt, 2002)
Assistant Coach	Gabe Gross (Auburn, 2012)
Pitching Coach	Daron Schoenrock (Tennessee Tech, 1984)
Director of Player Development	Aaron Everett (UT Martin, 2012)
Director of Operations	Greg Drye (Southern Miss, 1998)
Athletic Trainer	Anthony Sandersen (South Dakota State, 2004)
Strength & Conditioning	Chris Joyner (Minnesota State - Mankato, 2001)

PROGRAM HISTORY

Modern Era Program Record (since 1949)	2,043-1,400-5 (.593)
College World Series Appearances / Last	6 / 2022
College World Series Record	4-12 (.250)
NCAA Regional Appearances / Last	23 / 2022
NCAA Regional Record	54-45 (.545)
NCAA Super Regional Appearances / Last	4 / 2022
NCAA Super Regional Record	5-6 (.455)
Last Postseason Opponent	Arkansas / 2022 College World Series
Result	Lost, 11-1

POSTSEASON HISTORY

College World Series Appearances: 6 (1967, 1976, 1994, 1997, 2019, 2022)

Super Regional Appearances: 4 (1999, 2018, 2019, 2022)

NCAA Regional Appearances: 23 (1963, 1967, 1976, 1978, 1987, 1989, 1993-95, 1997-2003, 2005, 2010, 2015, 2017, 2018, 2019, 2022)

NCAA Regional Titles: 8 (1967, 1976, 1994, 1997, 1999, 2018, 2019, 2022)

MEDIA RELATIONS

Baseball Contact: George Nunnelley, Asst. Director - Athletics Comm.

Cell: 502-609-9982

Email: gnnunnelley@auburn.edu

Twitter: @gnunnelley

Associate AD: Kirk Sampson

2023 AUBURN BASEBALL ROSTER

No.	Name	Pos.	Cl.	B/T	Ht.	Wt.	Exp.	Hometown (Previous School)
1	Caden Green	IF	Jr.	R/R	5-11	164	JC	Tulsa, Okla. (Seminole State)
2	Josh Hall	OF	Gr.	L/R	5-9	174	2L	Homewood, Ala. (Ole Miss)
3	Chris Stanfield	OF	Fr.	R/R	6-1	189	FR	Tallahassee, Fla. (Chiles)
4	Carter Wright	C	Jr.	R/R	6-0	195	JC	Blairsville, Ga. (Iowa Western)
5	Kason Howell	OF	5th	R/R	6-0	178	4L	Argyle, Texas (Liberty Christian)
6	Ryan Dyal	C	R-Jr.	L/R	5-10	197	2L	Senoia, Ga. (East Coweta)
7	Cole Foster	IF	Jr.	S/R	6-1	193	2L	Plano, Texas (Plano Senior)
8	Bryson Ware	IF/OF	Sr.	R/R	6-2	193	2L	Madison, Miss. (Pearl River)
9	Brody Moss	IF	So.	L/R	5-11	183	1L	Helena, Ala. (Helena)
10	Brody Wortham	IF	Gr.	R/R	6-1	187	TR	Wedowee, Ala. (West Georgia)
11	Gavin Miller	IF	Fr.	R/R	5-11	192	HS	Oakdale, Pa. (West Allegheny)
12	Drew Nelson	LHP/OF	Fr.	L/L	5-11	198	HS	Troy, Ala. (Pike Liberal Arts)
14	Justin Kirby	OF	Gr.	R/R	5-11	203	TR	Alpharetta, Ga. (Kent State)
16	Cam Hill	IF	Jr.	L/L	6-4	219	2L	Madison, Ala. (Bob Jones)
17	Trevor Horne	RHP	R-Fr.	L/R	6-3	203	RS	Phenix City, Ala. (Glenwood Academy)
18	Ike Irish	C	Fr.	L/R	6-2	202	HS	Hudsonville, Mich. (St. Mary's Prep)
20	Tommy Sheehan	LHP	Gr.	L/L	6-0	210	1L	Brielle, N.J. (Notre Dame)
21	Tommy Vail	LHP	Gr.	R/L	5-11	190	TR	Seattle, Wash. (Notre Dame/TCU)
22	Hayden Murphy	RHP/IF	Fr.	R/R	6-3	185	HS	Chula, Ga. (Tiftarea Academy)
23	Parker Carlson	RHP	So.	R/R	6-1	184	1L	Mobile, Ala. (Faith Academy)
24	Nate LaRue	C	Sr.	R/R	6-3	223	3L	Mobile, Ala. (McGill-Toolen)
25	Tanner Bauman	LHP	Jr.	L/L	6-4	208	JC	Jacksonville, Fla. (St. John's River State)
26	Cooper McMurray	IF	R-So.	L/L	6-3	258	TR	Tulsa, Okla. (Kansas)
27	Bobby Peirce	OF	R-Sr.	R/R	6-0	183	2L	Scottsdale, Ariz. (South Mountain)
28	Elliott Bray	RHP	Fr.	R/R	6-0	219	HS	Hartselle, Ala. (Hartselle)
29	Christian Herberholz	RHP	R-Jr.	R/R	5-11	197	JC	Scottsboro, Ala. (Southern Union)
31	Mike Bello	OF	So.	L/L	6-0	203	1L	Oak Ridge, N.J. (Pope John XXIII)
33	Will Cannon	RHP	So.	R/R	6-1	187	JC	Phenix City, Ala. (Northwest Florida State)
41	John Armstrong	RHP	So.	R/R	5-11	225	1L	Marietta, Ga. (Harrison)
43	Chase Isbell	RHP	Sr.	R/R	6-2	210	1L	Springville, Ala. (Samford)
44	Ryan Olson	RHP	Fr.	R/R	6-1	206	HS	Auburn, Ala. (Auburn)
45	Joseph Gonzalez	RHP	Jr.	R/R	6-4	233	2L	Humacao, P.R. (Leadership Christian Academy)
46	Chase Allsup	RHP	So.	R/R	6-1	238	1L	Dothan, Ala. (Dothan)
47	Cameron Keshock	RHP	Fr.	R/R	6-6	215	HS	Spanish Fort, Ala. (Spanish Fort)
51	Ty Mauldin	IF	Jr.	L/R	6-0	196	JC	Trussville, Ala. (Snead State)
54	Konner Copeland	LHP	Sr.	L/L	6-2	178	1L	Mobile, Ala. (Pensacola State)
77	Zach Crotchfelt	LHP	Fr.	L/L	6-2	210	HS	Jackson, N.J. (Jackson Memorial)

COACHES & STAFF

30	Butch Thompson	Head Coach
36	Karl Nonemaker	Assistant Coach
39	Gabe Gross	Assistant Coach
40	Daron Schoenrock	Pitching Coach
	Aaron Everett	Director of Player Development
	Greg Drye	Director of Operations
	Sara Elizabeth Jackson	Special Assistant to the Head Coach
	Chris Joyner	Strength & Conditioning
	Anthony Sandersen	Athletic Trainer
	Wyn Grantham	Athletic Trainer Intern

PRONUNCIATION GUIDE

Tanner BAUMAN BOW-man (of a boat)
 Ryan DYAL.....DIAL
 KASON Howell..... KAY-son
 Chase ISBELL.....IZ-bull
 Cameron KESHOCK..... KEY-shock
 Ty MAULDIN MALL-den
 Daron SCHOENROCK SHOW-in-rock
 Brody WORTHAM.....WORTH-um

30 BUTCH THOMPSON HEAD COACH

THE AUBURN SKIPPER

- Nine College World Series appearances / 18 postseason appearances
- 2013 National Runner-up (Mississippi State)
- 2001 National Champion (Birmingham-Southern)
- 2014 Baseball America/ABCA National Assistant Coach of the Year
- 2006 FCA Coach of the Year
- Coached 20 pitchers who went on to pitch in the Major Leagues
- Recruited and coached 38 pitchers who were drafted out of college that weren't drafted out of high school

Butch Thompson enters his eighth season at the helm of the program in 2023, posting a record of 222-164 in his first seven seasons. He has led the program to the College World Series in two of the last three postseasons.

Butch Thompson was named Auburn's head baseball coach on October 22, 2015 and enters his eighth season with the Tigers in 2023.

Thompson has returned the Tigers to prominence in seven seasons on The Plains as he has guided the team to a 222-164 overall record and has advanced to the NCAA Tournament four of the last five postseasons, including three Super Regional appearances in the last four years and two trips to the College World Series in the last three postseasons.

Thompson, who spent three seasons as an assistant coach and recruiting coordinator at Auburn from 2006-08, returned to The Plains after seven seasons at Mississippi State as both associate head coach and pitching coach.

A native of Amory, Miss., Thompson has coached 33 Division I All-Americans and 43 all-conference performers. He has seen 20 of his former pitchers called up to Major League Baseball, including 14 since 2014. Thompson has also turned 38 pitchers who went undrafted out of high school into MLB draft picks.

Along with his pitching pedigree, Thompson is also considered one of the top recruiters in the country. Since 2003, he has secured 15 recruiting classes that were ranked in the top 10 by either Baseball America or Perfect Game, including the program record No. 4 class in 2017 and No. 5 class in 2022. His classes signed from 2006-08 at Auburn each ranked in the top 18 nationally.

In 30 years of coaching at the collegiate level, including 21 in the Southeastern Conference, Thompson has coached nine College World Series participants, including leading the Tigers to the program's first trip to the College World Series in 22 years in 2019 and taking the team back for the second time in three seasons in 2022. Auburn is one of six programs to appear in two of the last three College World Series, and Thompson is one of five active SEC coaches who have taken their program to a pair of College World Series in a three-year span. Thompson has also coached one national champion and a national runner-up, won nine conference championships and made 18 postseason appearances.

Thompson was named the 2006 Fellowship of Christian Athletes SEC Coach of the Year while at Auburn and the 2014 Baseball America and American Baseball Coaches Association (ABCA) National Assistant Coach of the Year while at Mississippi State.

During his tenure with the Tigers, Thompson has led the team to three straight NCAA Tournament appearances from 2017-19 for the first time since 2001-03, including back-to-back super regionals in 2018 and 2019 for the first time in program history. Auburn has finished five of Thompson's seven seasons in the top 25, including three in the top 10. The No. 5 national ranking to finish 2022 was tied for the second highest mark in program history.

The 2022 season marked one of the most successful in recent program history as the Tigers went 43-22 overall and 16-13 in SEC play. The 43 wins were tied for the most since 1999, and the winning conference record marked the Tigers' third under Thompson after doing so just once from 2004-15.

Auburn went 37-18 in the regular season and lost back-to-back games on just three occasions before being selected as a regional host for the first time since 2010. The Tigers swept Southeastern, Florida State and UCLA in the regional, outscoring them 51-18 in the process, before becoming the first team to defeat Oregon State in a home super regional by taking down the Beavers in a dramatic winner-take-all game three. Auburn moved on to Omaha and defeated Stanford 6-2 to secure the program's first College World Series win since 1997.

In seven seasons at MSU, Thompson made four NCAA regional trips, two Super



Regionals, won the SEC Tournament and advanced to the College World Series finishing as NCAA runner-up in 2013. In three of his last four seasons in Starkville, the Bulldogs' staff ERA finished no higher than 3.06. Thompson's 2013 pitching staff was one of two nationally to finish in the top 15 in ERA, strikeouts per nine innings and hits allowed per nine innings.

In addition to his experience at Auburn and Mississippi State, Thompson also spent four seasons at Georgia from 2002-05, including a trip to the College World Series in 2004. While there, he guided the development of future Major Leaguers Josh Fields, Mitchell Boggs and Brooks Brown.

Thompson launched his coaching career as pitching coach and top assistant at Huntingdon College (Ala.) in 1993, before returning to his alma mater in Birmingham, where he helped lead the Panthers to back-to-back Southern States Conference Championships and in 1995 coached BSC to its first NAIA World Series berth.

Thompson left BSC briefly to serve as head coach at Jefferson State Community College in Birmingham in 1997. While at JSCC, he was honored as the Regional Tournament Coach of the Year, the ABCA Alabama Junior College Coach of the Year and the Southeast Region Coach of the Year after guiding JSCC to a 39-21 mark, the AJCAA Region 22 State Championship and a third-place finish in the NJCAA Division II World Series.

He returned to Birmingham-Southern as top assistant the following season, beginning a four-year run during the most successful span in BSC baseball history. The Panthers won 196 games and four TranSouth Conference Championships and made three-consecutive appearances in the NAIA World Series. BSC's 2001 team posted a school-best 55-11 mark and captured the NAIA National Championship.

In 2002, Thompson joined the SEC baseball coaching fraternity as a pitching coach and recruiting coordinator at Georgia and has been a part of the league for the past 17 seasons.

Thompson currently serves as the large-school representative for the Alabama Baseball Coaches Association and is an All-American committee member representing the South region for the ABCA.

Thompson prepped at Amory (Miss.) High School and later starred as a pitcher at Itawamba (Miss.) Community College from 1989-90. He is a member of both the ICC Athletic Hall of Fame (Class of 2014) and MACCC Hall of Fame (Class of 2021).

Thompson earned a Bachelor's Degree in History at BSC in 1992 and completed a Master's Degree in Sports Administration at UAB in 1996. He is married to the former Robin Ashe of Birmingham, Ala., and they are the parents of three daughters --- Anna, Olivia and Madelyn Gail.

NATIONAL POLLS

NEWS & NOTES

BASEBALL AMERICA

Mar. 13

1. LSU*
2. Florida*
3. Louisville
4. Tennessee
5. Wake Forest
6. Ole Miss*
7. Arkansas*
8. Vanderbilt
9. Virginia
10. Stanford
11. Texas A&M*
12. UCLA
13. TCU
14. East Carolina
15. Virginia Tech
16. Miami
17. Oklahoma State
18. Boston College
19. South Carolina*
20. Texas Tech
21. North Carolina
22. Oregon State
23. FGCU
24. N.C. State
25. Southern Miss

D1 BASEBALL

Mar. 13

1. LSU*
2. Tennessee
3. Ole Miss*
4. Wake Forest
5. Florida*
6. Vanderbilt
7. Arkansas*
8. Louisville
9. Stanford
10. East Carolina
11. TCU
12. Oklahoma State
13. UCLA
14. Virginia
15. Texas A&M*
16. South Carolina*
17. Virginia Tech
18. North Carolina
19. Campbell
20. FGCU
21. Florida State
22. Texas Tech
23. N.C. State
24. Alabama*
25. Southern Miss

USA TODAY

Mar. 13

1. LSU*
2. Tennessee
3. Ole Miss*
4. Florida*
5. Wake Forest
6. Arkansas*
7. Louisville
8. Vanderbilt
9. Stanford
10. Virginia
11. East Carolina
12. UCLA
13. Oklahoma State
14. South Carolina*
15. Texas A&M*
16. Virginia Tech
17. N.C. State
18. TCU
19. Texas Tech
20. North Carolina
21. Florida State
22. Alabama*
23. Campbell
24. Boston College
25. Southern Miss

NCBWA

Mar. 13

1. LSU*
2. Ole Miss*
3. Florida*
4. Tennessee
5. Wake Forest
6. Arkansas*
7. Louisville
8. Vanderbilt
9. Virginia
10. Stanford
11. UCLA
12. East Carolina
13. Oklahoma State
14. South Carolina*
15. Texas A&M*
16. TCU
17. Virginia Tech
18. Texas Tech
19. North Carolina
20. N.C. State
21. Florida State
22. Alabama*
23. Miami
24. Campbell

PERFECT GAME

Mar. 13

1. LSU*
2. Florida*
3. Arkansas*
4. Tennessee
5. Wake Forest
6. Louisville
7. Stanford
8. Ole Miss*
9. Vanderbilt
10. UCLA
11. Virginia
12. Texas Tech
13. East Carolina
14. TCU
15. Oklahoma State
16. Virginia Tech
17. Miami
18. **AUBURN**
19. Texas A&M*
20. Campbell
21. N.C. State
22. Boston College
23. North Carolina
24. UC Santa Barbara
25. Florida State

COLLEGIATE BASEBALL

Mar. 13

1. LSU*
2. Louisville
3. Tennessee
4. Virginia
5. Wake Forest
6. Florida*
7. Arkansas*
8. Vanderbilt
9. UCLA
10. UC Santa Barbara
11. Ole Miss*
12. Miami
13. N.C. State
14. South Carolina*
15. Texas A&M*
16. Texas Tech
17. East Carolina
18. Oklahoma State
19. Stanford
20. Washington State
21. Arizona
22. Iowa
23. Oregon State
24. **AUBURN**
25. North Carolina

AUBURN IN THE POLLS

BA D1 CB NC PG USA

Pre. 22 NR NR NR 17 NR
 2/20 23 NR NR NR 17 --
 2/27 23 NR NR NR 13 NR
 3/6 20 NR 20 NR 11 25
 3/13 NR NR 24 NR 18 NR

SCOUTING THE RAZORBACKS

- Arkansas enters the weekend with a 15-2 overall record and has won 10 straight games since Mar. 1.
- The Razorbacks are hitting .310 as a team and rank 15th in the country in home runs (34) and slugging (.566).
- Junior outfielder Jace Bohrofen leads the way with a .436 average, while grad transfer Jared Wegner leads the team with eight homers and 29 RBI.
- The pitching staff has turned in a 4.74 ERA with 156 strikeouts and 66 walks in 150.0 innings. The regular weekend rotation is a combined 9-0 with a 2.37 ERA.

COMEBACK KIDS

- Auburn's seven-run comeback win Tuesday night vs. Georgia Tech marked the team's largest comeback win since Feb. 22, 2017 vs. Florida A&M.
- After winning 22 games in which they trailed last year, the Tigers have notched seven comeback wins this season.
- Twenty-nine of the Tigers 56 wins since the start of last season are comebacks.

FOUR-HEADED MONSTER

- Auburn's quartet of Ike Irish (.465), Cole Foster (.442), Bryson Ware (.435), and Chris Stanfield (.429) are hitting a combined .445 (98-for-220) with 57 runs, 24 doubles, four triples, 10 home runs and 65 RBI.
- The Tigers are the only team in the league with four players with nine or more starts hitting .400 or higher.

MAGIC NUMBER

- Auburn is 7-1 when scoring first, 11-0 when outhitting the opponent and 13-1-1 when scoring four or more runs.

ROAD WARRIORS

- Friday's SEC opener at Arkansas will mark Auburn's second true road game of the season.
- The team defeated Jacksonville State 6-3 in its first road contest on Mar. 8 and notched a 13-1 in a neutral-site matchup against North Alabama on Feb. 21.
- The Tigers went 18-12 in games played away from Plainsman Park in 2022, marking the third most road/neutral site wins in the league and tying for the most such wins by an Auburn team since 1998 (20).

THREE KEYS TO THE GAME

- Auburn's points of emphasis this season are producing the biggest inning, fewest freebies and most baserunners.
- The team that has produced the biggest inning is 14-1. Two games have had an equal biggest inning with one ending in a tie and the other in a 12-inning win for Auburn.
- The team that has issued the fewest freebies is 10-4-1. Two games have been tied on freebies.
- The team that has produced the most baserunners is 13-3-1.

CONSISTENCY IS KEY

- Despite having the No. 6 strength of schedule, Auburn didn't lose more than back-to-back games last season and dropped just two games in a row on four occasions.
- Thanks to Tuesday's comeback win, the team kept its streak of not losing more than back-to-back games since Apr. 9-11, 2021 alive.

MORE THAN LUCK OF THE IRISH

- Ike Irish was named the SEC Freshman of the Week for the first two weeks of the season.
- He ranks second in the NCAA in doubles (12) and is third in the SEC in hits (33) and fourth in average (.465).
- Irish has multiple hits in 13 of his first 17 games, including five straight. His 33 hits through the first 17 games of the year are the most since Auburn's all-time hits leader Jay Waggoner had 36 hits through 17 games in 1994.

FOSTER'S ON FIRE

- Cole Foster is riding a career-best 10-game hitting streak and is hitting .524 (22-for-42) with 13 runs, three doubles, two homers and 16 RBI during the stretch.
- Foster has missed the last three games with an abdomen injury but became the first Auburn player with four hits in back-to-back games since 2010 SEC Player of the Year Hunter Morris prior to his injury.

BEWARE OF B. WARE

- Coming into the year a .246 hitter in 92 games played, Bryson Ware ranks top 10 in the SEC in average (.435), hits (27), doubles (seven), slugging (.919) and total bases (57).
- Ware homered in four straight games from Mar. 3-7 and seven times in nine games from Feb. 21-Mar. 7. His seven homers already mark a career high.
- His last three home runs have either given Auburn the lead or tied the game, with two coming in the 8th inning of comeback wins.

HOWELL'S HOLDING IT DOWN

- Fifth year outfielder Kason Howell started in 125 straight games dating back to 2021 leading up to last Wednesday's game at JSU.
- With 207 career games played, Howell is 40 games shy of breaking the program record (246).
- He recorded his 200th career hit with a first-inning double vs. Lipscomb on Mar. 3 - also marking his 200th career game played - becoming the first Auburn player to reach the career milestone since 2016.

STANFIELD'S COMING OUT SWINGING

- Freshman Chris Stanfield has started the last nine games and is hitting .394 (13-for-33) with three doubles, one triple, one homer and nine RBI during the span.
- In the last nine games he is tied with fellow freshman Ike Irish for the team lead in multi-RBI games (four) and ranks second to Irish multi-hit games (five) during the span.

STRONG ARM OF THE LAW

- John Armstrong leads the team and ranks second in the country with four wins.
- A NBCWA Stopper of the Year Award watch list honoree, Armstrong factored into the decision in five straight appearances (four wins, one save) from Feb. 24-Mar. 10.

NCAA ACTIVE CAREER TOP 10

- Kason Howell is the NCAA active leader in career doubles (57) and ranks fourth in games played (207) and fifth in at-bats (756).
- Justin Kirby ranks tied for seventh in doubles (47) and 10th in total bases (343).
- Tommy Vail is the NCAA active leader in H/9.0 IP (4.98) and is just outside the top 10 with 77 career appearances.

CAPTAIN AMERICA

- Junior pitcher Joseph Gonzalez returns to lead the pitching staff after leading Auburn with seven wins and a 3.22 ERA in 2022.
- Last year, Gonzalez became the first Auburn pitcher to turn in four straight SEC quality starts since 2018 and the first two win four straight SEC starts since 2015.
- Following the season, he represented our country with the USA Baseball Collegiate National Team, leading them to a bronze medal while not allowing an earned run or a walk in 11.2 innings of competition.

TOP PLAYERS AT THEIR POSITIONS

- Eight Auburn players were tabbed among the best at their respective position by D1 Baseball in the preseason.
 - Cole Foster: No. 13 shortstop
 - Joseph Gonzalez: No. 20 starting pitcher
 - Chase Isbell: No. 33 relief pitcher
 - Chase Allsup: No. 44 starting pitcher
 - Justin Kirby: No. 44 outfielder
 - Bobby Peirce: No. 62 outfielder
 - Kason Howell: No. 111 outfielder
 - Zach Crotchfelt: No. 183 starting pitcher

FAB FIVE FROSH

- Auburn's five freshmen in Perfect Game's top 100 were the second most in the country.
 - Zach Crotchfelt; LHP; Jackson, N.J.
 - Ike Irish; C/DH; Hudsonville, Mich.
 - Gavin Miller; IF; Oakdale, Pa.
 - Hayden Murphy; RHP; Chula, Ga.
 - Chris Stanfield; OF; Tallahassee, Fla.

RECRUITING RANKINGS

- The Tigers 2022 incoming class was ranked unanimously in the top 10 by Perfect Game (No. 5), Baseball America (No. 6), Collegiate Baseball (No. 8) and D1 Baseball (No. 10).
- Perfect Game's No. 5 ranking is tied for the second highest in program history, trailing only the No. 4 class from 2017.
- Auburn's next two classes for 2023 and 2024 are also ranked in the top 10 by Perfect Game.

BIG SHOES TO FILL

- The Tigers will be tasked with replacing its top four hitters - Sonny DiChiara, Blake Rambusch, Brooks Carlson and Brody Moore - and five of its top pitchers - Mason Barnett, Trace Bright, Blake Burkhalter, Hayden Mullins and Carson Skipper - from 2022.

PRESEASON PROGNOSIS

- Despite being one of six programs in the country to advance to the College World Series twice in the last three postseasons - Auburn, Arkansas, Mississippi State, Texas, Stanford and Vanderbilt - the Tigers went unranked in four of the six major preseason polls and were voted on by league head coaches to finish sixth in the SEC West.

PACK OUT PLAINSMAN PARK

- Auburn has sold out of season tickets for the third straight season (2020, 2022-23), selling a record number in advance of 2023.
- Already with three sellouts this season, 11 of the team's 15 home SEC games are pre-sellouts after selling out of 10 games in 2022.
- The program shattered the previous single-season attendance record from 2004 by more than 16,000, welcoming 127,947 fans through the gates of Plainsman Park in 2022.

CONGRATS, GRADS

- Five Auburn players are wearing the SEC graduate patches this season - Josh Hall, Brody Wortham, Justin Kirby, Tommy Sheehan and Tommy Vail.

ACCOLADES FOR THE ASSISTANTS

- Assistant coaches Karl Nonemaker and Gabe Gross both took home hardware in 2022.
- Nonemaker was named the American Baseball Coaches Association NCAA Division I Assistant Coach of the Year and Gross earned Alabama Baseball Coaches Association Division I Assistant Coach of the Year honors.

SEC EXPERIENCE ON STAFF

- Auburn's coaching staff includes 43 years of experience as a SEC coach.
 - Butch Thompson: 21 years
 - Karl Nonemaker: 8 years
 - Gabe Gross: 7 years
 - Daron Schoenrock: 7 years

THE ROAD TO OMAHA

- Auburn advanced to the College World Series for the second time in the last three postseasons in 2022.
- The Tigers hosted a regional for the first time in 12 years and swept the likes of Southeastern, Florida State and UCLA by a combined score of 51-18, marking the most runs by a SEC team in a three-game regional.
- The team then became the first program to defeat Oregon State in a home super regional, and secured the program's first win in Omaha since 1997 with a 6-2 win against Stanford.

THE 2022 MLB DRAFT WAS A DANDY

- Auburn had eight players selected in the 2022 MLB Draft, all previously undrafted.
- The eight draft picks were the second most in program history, third most in the SEC and tied for the fifth most in the country.

THE LAST TIME...

BATTING SUPERLATIVES

5 hits in a game	Brody Moore vs. Florida State [5-for-5] (6/4/22)
6 hits in a game	Tyler Johnstone vs. Elon [6-for-7, 2B, 3B] (2/25/05)
Reached base 6 times	Kason Howell vs. Florida State [4-5, 2 BB] (6/4/22)
Reached base 7 times	Brody Moore vs. Florida State [5-5, 2BB] (6/4/22)
4 runs in a game	Brody Moore vs. Florida State (6/4/22)
5 runs in a game	Sonny DiChiara vs. Florida State (6/4/22)
6 runs in a game	Bryson Ware vs. Alabama A&M (2/24/21)
10-game hitting streak	Cole Foster, 10 games (current)
15-game hitting streak	Bryson Ware, 15 games (6/20/22-3/10/23)
20-game hitting streak	A. Grier, 22 games, (5/31/15-3/22/16)
25-game hitting streak	Justin Fradejas, 27 games (3/23-5/7/10)
30-game hitting streak	Casey Dunn, 31 games (2/22 [G1]-4/15/97)
3 doubles in a game	Kason Howell vs. Lipscomb (3/3/22)
4 doubles in a game	Ken Dempsey vs. Georgia (1971)
2 triples in a game	Jay Gonzalez vs. Alabama State (2/28/12)
3 triples in a game	never
2 home runs in one game	Justin Kirby vs. USC (2/26/23)
3 home runs in one game	Cole Foster vs. Southeastern (6/3/22)
7 RBI in a game	Justin Kirby vs. USC (2/26/23)
8 RBI in a game	Justin Bryant at Georgia (3/19/10)
9 RBI in a game	Cole Foster vs. Southeastern (6/3/22)
10 RBI in a game	Bob Berry vs. Huntington (4/15/82)
Grand slam home run	Justin Kirby vs. USC (2/26/23)
Inside-the-park home run	Kason Howell vs. Southeastern (3/11/23)
HR to begin game	Ryan Bliss vs. #11 Ole Miss (5/25/21)
Two HR in one inning	Cole Foster vs. Southeastern [1st] (6/3/22)
HR in consecutive at-bats	Bryson Ware vs. USC (2/25-26/23)
HR in three consecutive at-bats	Eduard Julien (2/20-22/19)
HR in consecutive games	Bryson Ware vs. Lipscomb/UAB (3/4-7/23)
HR in three consecutive games	Bryson Ware vs. Lipscomb/UAB (3/4-7/23)
HR in three consecutive SEC games	Trent Mummy (4/17-23/10)
HR in four consecutive games	Bryson Ware (3/3-7/23)
HR in four consecutive SEC games	Mike Bianucci (5/2-9/08)
HR in five consecutive games	Tim Lemons (4/6-10/85)
Walk-off HR	Kason Howell vs. Yale (G1 - 2/26/22)
Pinch-hit HR	Cam Hill vs. Kentucky (3/26/21)
Pinch-hit grand slam	Eduard Julien vs. BYU (G1 - 3/3/18)
HR in first at-bat of season	Steven Williams vs. Longwood (2/17/18)
HR in both games of DH	Dylan Ingram at #7 Mississippi St. (4/29/17)
Hit for the cycle	Judd Ward [3B, 1B, HR, 2B] vs. Illinois-Chicago (G1 - 2/15/20)
Hit from both sides of plate in same inning	Cole Foster [1st inn.] vs. Southeastern (6/3/22)
Two hits in same inning	Cole Foster [HR, HR] vs. Southeastern [1st] (6/3/22)
Stole home	Josh Hall vs. Kansas State (2/20/22)
Stole two bases in a game	Blake Rambusch vs. Rhode Island (G1 - 3/5/22)
Stole three bases in a game	Anfernee Grier vs. Southern (2/26/16)
Hit by a pitch 2 times in a game	Ryan Dyal vs. UAB (3/2/22)
Hit by a pitch 3+ times in a game	Dan Glevenyak at Alabama (4) (4/11/14)
Scored 20 or more runs	21 vs. Florida State (6/4/22)
Scored 25 or more runs	25 vs. Longwood (2/17/18)
Scored 30 or more runs	33 vs. Alabama A&M (2/24/21)
Scored 5 runs in an Inning	5, vs. Georgia Tech (6th) (3/14/23)
Scored 6 runs in an Inning	6, vs. North Alabama (1st) (2/21/23)
Scored 7 runs in an Inning	7, vs. Lipscomb (1st) (3/4/23)
Scored 8 runs in an Inning	8, at UAB (5th) (3/19/19)
Scored 9 runs in an Inning	9, vs. Rhode Island (1st) (G1 - 3/5/22)
Scored 10+ runs in an Inning	11, vs. Florida A&M (1st) (3/1/23)
Recorded 10+ hits in an Inning	11, vs. Furman (5th) (2/12/00)
Scored in every inning	vs. Coppin State (3/18/14)
Recorded 15-19 hits	17, vs. Lipscomb (3/4/23)
Recorded 20 or more hits	20, vs. Georgia Tech (3/14/23)
Hit 3 or more home runs in an inning	3, vs. Florida A&M [1st] (3/1/23)
Hit 3 or more home runs in a game	3, vs. Florida A&M (3/1/23)
Hit 5 or more home runs in a game	7, vs. Southeastern (6/3/22)
Hit 7 or more home runs in a game	7, vs. Southeastern (6/3/22)
Hit back-to-back home runs	C. Foster & S. DiChiara vs. Southeastern (1st) (6/3/22)
Hit back-to-back-to-back home runs	R. Bliss, T. Miller & R. Woley vs. Texas A&M (1st) (5/15/21)
Had 5 doubles	5, vs. Lipscomb (3/3/23)
Had 6 doubles	6, vs. Jacksonville State (4/21/21)
Had 7 doubles	7, vs. Chicago State (3/8/20)
Had 8 doubles	8, vs. Lipscomb (3/4/23)
Had 9+ doubles	11, vs. Alabama A&M (2/24/21)
Stole 5 bases in a game	5, vs. Bethune-Cookman (5/6/14)
Stole 6 bases in a game	6, vs. #21 Tennessee (3/17/19)
Stole 7 bases in a game	7, vs. Presbyterian (5/8/12)
Stole 8 bases in a game	8, vs. Alcorn State (2/22/12)
Walked 10+ times	13, vs. Southeastern (3/11/23)
Did not strike out in a game	vs. Belmont (3/11/12)

PITCHING SUPERLATIVES

INDIVIDUAL	
Nine-inning no-hitter	Casey Mize vs. Northeastern (3/9/18)
Nine-inning no-hitter (combined)	Mike Mueller [2.0], Lee Carter [1.0]
	Brandon Channell [1.0], Reid Price [1.0], Andrew Skinner [1.0], Arnold Hughey [1.0], Ken Clayton [1.0], Cory Duedeit [0.2], Sean Jones [0.1] vs. UAB (3/19/02)
Seven-inning no-hitter	Jason Johnson vs. LaGrange College (4/30/91)
Nine-inning perfect game	Eric Brandon vs. Murray State (3/2/02)
Seven-inning perfect game	Jason Johnson vs. LaGrange College (4/30/91)
Nine-inning one-hitter (individual)	Keegan Thompson vs. Presbyterian (3/1/14)
Nine-inning one-hitter (combined)	Tanner Burns [7.0], Cody Greenhill [2.0] vs. Chicago State (3/6/20)
Five-inning one-hitter	Kevin Davis [3.2], Jacob Milliman [1.1], vs. Radford (2/22/15)
Nine-inning two-hitter	Tanner Burns [9.0] vs. Cincinnati (3/1/19)
Complete game	Joseph Gonzalez vs. #12 Vanderbilt (4/10/22)
Complete game shutout	Jack Owen vs. UTSA (3/9/19)
Consecutive complete games	K. Thompson vs. Arkansas & LSU (4/4 & 4/11/15)
Struck out 10 batters	10 by Mason Barnett vs. UCLA (6/5/22)
Struck out 11 batters	11 by Jordan Armstrong vs. Yale (2/25/22)
Struck out 12 batters	12 by Casey Mize at Kentucky (3/23/18)
Struck out 13 batters	13 by Casey Mize vs. Texas A&M (3/16/18)
Struck out 15 batters	15 by Tanner Burns vs. Cincinnati (3/1/19)
TEAM	
Struck out 15+ batters	16, Bright [8], Sheehan [3], Burkhalter [5] vs. Stanford (6/20/22)
Struck out 20+ batters	20, Fuller [4], Watson [4], Anderson [3], Greenhill [4], Skipper [3], Wade [2] vs. #9 Arkansas (4/5/19)
Struck out 15 batters consecutive games	vs. Ga State, at Missouri (4/5-7/16)
Shut out an opponent	2-0 vs. South Carolina (4/24/22)
Consecutive shutouts	16-0 / 12-0 [7] vs. Rhode Island (3/5/22)
Three straight shutouts	2-0 vs. UTSA / 5-0 vs. UTSA (3/6-9/19)
Shut out an SEC opponent	2-0 vs. South Carolina (4/24/22)
Shut out an SEC opponent on the road	3-0 at Missouri (5/21/21)
Consecutive SEC shutouts	5-0 and 4-0 at Miss. State (3/27-28/15)
Consecutive SEC shutouts on the road	5-0 and 4-0 at Miss. State (3/27-28/15)
Was shut out	3-0 vs. Oklahoma (2/18/22)
Was held to one hit	vs. #24 Missouri (4/1/18)
Was no hit	vs. #13 Arkansas (5/25/17)
FIELDING SUPERLATIVES	
2 errors in a game	Jake Wyandt vs. #1 Ole Miss (3/17/22)
3 errors in a game	Luke Jarvis vs. Presbyterian (3/11/17)
4 errors in a game	Brett Burnham at Alabama (4/5/00)
3 double plays turned in a game	vs. Alabama (5/14/22)
4 double plays turned in a game	at #1 Arkansas (4/3/21)
5 double plays turned in a game	never
Triple play (Auburn)	vs. Memphis (5/22/78)
Triple play (Opponent)	at Florida [4th] (3/15/08)
Threw a runner out at HP to end game	Bryson Ware at Mississippi State (4/17/22)
MISC. SUPERLATIVES	
Won 10 or more consecutive games	15 (2/24-3/22/19)
Won 15 or more consecutive games	15 (2/24-3/22/19)
Won 8 or more consecutive SEC games	9 (4/1-21/95)
Lost 5 or more consecutive games	5 (4/2-11/21)
Home winning streak	21 (1964-66)
Road winning streak	14 (1967/1995)
Season-opening winning streak	17 (2/7-3/5/97)
Extra-innings victory	12-11, vs. Georgia Tech [12 inn] (3/14/23)
Extra-innings loss	4-5, at Texas A&M [11 inn] (3/26/22)
Swept a 3-game series	vs. Lipscomb (3/3-5/23)
Swept a road SEC series	at Alabama (4/20-21/18)
Swept a road SEC series	at Alabama (4/20-21/18)
Swept a SEC series	vs. South Carolina (4/22-24/22)
Swept a 4-game series	Rhode Island (3/4-6/22)
Swept a doubleheader	Rhode Island (3/5/22)
Allowed 3 runs or fewer in a three-game series	2, vs. Chicago State (3/6-8/20)
Allowed 3 runs or fewer in a four-game series	3, vs. Rhode Island (3/4-6/22)
Allowed 3 runs or fewer in a SEC series	3, vs. Miss. State (3/27-29/15)
Allowed 4 runs or fewer in a series	3, vs. UTSA (3/8-9/19)
Allowed 4 runs or fewer in a SEC series	4, vs. Georgia (4/23-25/15)
Allowed 3 runs or fewer in a road series	3, vs. Miss. State (3/27-29/15)
Allowed 3 runs or fewer in a SEC road series	3, vs. Miss. State (3/27-29/15)
Overcome a deficit of 7+ runs	7 runs, [0-7, 12-11 (12)] vs. Georgia Tech (3/14/23)
Won a 1-0 game	vs. Mercer (5/30/15) [NCAA Regional]
Lost a 1-0 game	vs. Ohio State (2/15/14)
Walk-off win	vs. Georgia Tech [12 inn.] (3/14/23)
Walk-off loss	at Mississippi State [9 inn.] (4/14/22)

HITTER PROFILES

31 • MIKE BELLO OF

6-0 • 203 • SO • Oak Ridge, NJ • Pope John XXIII

- Collected a season-high two hits with one RBI vs. GT

CAREER STATISTICS TABLE with columns: YEAR, AVG, GP-GS, AB, R, H, 2B, 3B, HR, RBI, SB-A

SEASON HIGHS AB: 4, two times; CAREER HIGHS 5, two times; R: 2, vs. USC (2/26); H: 2, vs. GT (3/14); 2B: --; HR: --; RBI: 1, three times

6 • RYAN DYAL C

5-10 • 197 • R-JR • Senoia, GA • East Coweta

CAREER STATISTICS TABLE with columns: YEAR, AVG, GP-GS, AB, R, H, 2B, 3B, HR, RBI, SB-A

SEASON HIGHS AB: 5, vs. Southeastern (3/10); CAREER HIGHS 5, five times; R: 2, vs. FAMU (3/1); H: 1, five times; 2B: --; HR: --; RBI: 1, three times

7 • COLE FOSTER IF

6-1 • 193 • JR • Plano, TX • Plano Senior

- Missed the last three games with abdominal pain
- Became the first Auburn player since 2016 to reach 3 back-to-back games since Hunter Morris in 2010 last week
- Riding a career-best 10-game hitting streak and is hitting .524 (22-for-42) with 16 RBI during the span

CAREER STATISTICS TABLE with columns: YEAR, AVG, GP-GS, AB, R, H, 2B, 3B, HR, RBI, SB-A

SEASON HIGHS AB: 5, four times; CAREER HIGHS 6, vs. Southeastern (6/3/22); R: 3, two times; H: 4, two times; 2B: 1, three times; HR: 1, two times; RBI: 4, vs. Southeastern (3/10)

1 • CADEN GREEN IF

5-11 • 164 • JR • Tulsa, OK • Seminole State

- Has started 10 of the last 11 games at 2B and SS
- Rated the No. 37 impact JUCO transfer by D1 Baseball

CAREER STATISTICS TABLE with columns: YEAR, AVG, GP-GS, AB, R, H, 2B, 3B, HR, RBI, SB-A

SEASON HIGHS AB: 6, vs. GT (3/14); CAREER HIGHS 6, three times; R: 2, vs. Indiana (2/18); H: 2, three times; 2B: 1, two times; HR: --; RBI: 1, two times

2 • JOSH HALL OF

5-9 • 174 • GR • Homewood, AL • Ole Miss

- Made his second start of the season and matched a career high with three hits vs. GT

CAREER STATISTICS TABLE with columns: YEAR, AVG, GP-GS, AB, R, H, 2B, 3B, HR, RBI, SB-A

SEASON HIGHS AB: 5, vs. GT (3/14); CAREER HIGHS 5, three times; R: 2, vs. FAMU (3/1); 3, vs. AAMU (2/23/21); H: 3, vs. GT (3/14); 3, two times; 2B: --; 1, three times; HR: --; 1, vs. Ark-Pine Bluff (3/20/19); RBI: 2, two times; 3, vs. AAMU (2/23/21)

16 • CAM HILL IF

6-4 • 219 • JR • Madison, AL • Bob Jones

CAREER STATISTICS TABLE with columns: YEAR, AVG, GP-GS, AB, R, H, 2B, 3B, HR, RBI, SB-A

SEASON HIGHS AB: 3, vs. UNA (2/21); CAREER HIGHS 5, six times; R: 1, vs. UNA (2/21); 4, at Missouri (5/20/21); H: 1, three times; 3, four times; 2B: --; 2, vs. Texas A&M (5/16/21); HR: --; 1, six times; RBI: 2, vs. UNA (2/21); 4, vs. Boston College (3/6/21)

5 • KASON HOWELL OF

6-0 • 178 • 5th • Argyle, TX • Liberty Christian

- Has multiple hits in two of the last three games
- Became the first Auburn player since 2016 to reach 200 career hits with his first-inning double vs. Lipscomb (3/3)
- Has started 205 career games, including 129 of the last 130 dating back to 2021

CAREER STATISTICS TABLE with columns: YEAR, AVG, GP-GS, AB, R, H, 2B, 3B, HR, RBI, SB-A

SEASON HIGHS AB: 7, vs. GT (3/14); CAREER HIGHS 7, vs. GT (3/14/23); R: 3, two times; 3, six times; H: 3, vs. Lipscomb (3/3); 4, vs. Florida State (6/4/22); 2B: 3, vs. Lipscomb (3/3); 3, two times; HR: 1, vs. Southeastern (3/11); 2, two times; RBI: 2, three times; 5, at Missouri (5/20/21)

18 • IKE IRISH DH/C

6-2 • 202 • FR • Hudsonville, MI • St. Mary's Prep

- Two-time SEC Freshman of the Week
- Has multiple hits in 13 of his first 17 career games
- Ranks 2nd in the NCAA in doubles (12), 3rd in the SEC in hits (33) and 4th in average (.465)
- His 33 hits thru 17 games are the most by an Auburn player since Jay Waggoner in 1994 (36)

CAREER STATISTICS TABLE with columns: YEAR, AVG, GP-GS, AB, R, H, 2B, 3B, HR, RBI, SB-A

SEASON HIGHS AB: 6, vs. GT (3/14); CAREER HIGHS 6, vs. GT (3/14/23); R: 3, vs. Lipscomb (3/4); 3, vs. Lipscomb (3/4/23); H: 4, vs. USC (2/26); 4, vs. USC (2/26/23); 2B: 2, two times; 2, two times; HR: --; HR: --; RBI: 3, two times; 3, two times

14 • JUSTIN KIRBY OF

5-11 • 203 • GR • Alpharetta, GA • Kent State

- Matched a career high with four hits vs. GT and finished a triple shy of the cycle (3/14)
- Thirteen of his 17 hits this season are for extra bases
- His six homers in the first eight games were the most by an Auburn player since at least 1993

CAREER STATISTICS TABLE with columns: YEAR, AVG, GP-GS, AB, R, H, 2B, 3B, HR, RBI, SB-A

SEASON HIGHS AB: 6, three times; CAREER HIGHS 6, eight times; R: 3, two times; 4, four times; H: 4, vs. GT (3/14); 4, three times; 2B: 1, five times; 2, five times; HR: 2, vs. USC (2/26); 3, at Northern Illinois (4/19/22); RBI: 7, vs. USC (2/26); 7, vs. USC (2/26/23)

24 • NATE LARUE C

6-3 • 223 • SR • Mobile, AL • McGill-Toolen

CAREER STATISTICS TABLE with columns: YEAR, AVG, GP-GS, AB, R, H, 2B, 3B, HR, RBI, SB-A

SEASON HIGHS AB: 4, two times; CAREER HIGHS 5, five times; R: 1, three times; 3, vs. Southeastern (6/3/22); H: 1, three times; 3, at Texas A&M (3/27/22); 2B: --; 2, vs. Arkansas (5/6/22); HR: --; 2, vs. Southeastern (6/3/22); RBI: 1, three times; 5, at Texas A&M (3/27/22)

26 • COOPER McMURRAY IF

6-3 • 258 • R-SO • Tulsa, OK • Kansas

- Missed the last seven games with an ankle injury

CAREER STATISTICS TABLE with columns: YEAR, AVG, GP-GS, AB, R, H, 2B, 3B, HR, RBI, SB-A

SEASON HIGHS AB: 4, three times; CAREER HIGHS 6, vs. Oklahoma (4/23/22); R: 3, vs. USC (2/25); 2, vs. West Virginia (4/30/22); H: 3, vs. USC (2/25); 3, two times; 2B: --; 1, six times; HR: 1, two times; 2, vs. West Virginia (4/30/22); RBI: 3, two times; 3, at Texas (5/21/22)

11 • GAVIN MILLER IF

5-11 • 192 • FR • Oakdale, PA • West Allegheny

- Recorded his first career 2B and RBI vs. GT (3/14)
- Has started the last two games at 3B and is 3-for-7 with three runs, a double, four walks and two RBI
- Rated a top 100 freshman by Perfect Game

CAREER STATISTICS TABLE with columns: YEAR, AVG, GP-GS, AB, R, H, 2B, 3B, HR, RBI, SB-A

SEASON HIGHS AB: 5, vs. GT (3/14); CAREER HIGHS 5, vs. GT (3/14/23); R: 2, vs. GT (3/14); 2, vs. GT (3/14/23); H: 2, vs. GT (3/14); 2, vs. GT (3/14/23); 2B: 1, vs. GT (3/14); 1, vs. GT (3/14/23); HR: --; HR: --; RBI: 2, vs. GT (3/14); 2, vs. GT (3/14/23)

9 • BRODY MOSS IF

5-11 • 183 • SO • Helena, AL • Helena

- Turned in his first career multi-hit, multi-RBI games in the series-clinching win vs. USC (2/25)

CAREER STATISTICS TABLE with columns: YEAR, AVG, GP-GS, AB, R, H, 2B, 3B, HR, RBI, SB-A

SEASON HIGHS AB: 4, vs. USC (2/25); CAREER HIGHS 4, vs. USC (2/25/23); R: 1, four times; 1, four times; H: 2, vs. USC (2/25); 2, vs. USC (2/25/23); 2B: --; HR: --; HR: --; RBI: 2, vs. USC (2/25); 2, vs. USC (2/25/23)

27 • BOBBY PEIRCE OF

6-0 • 183 • R-SR • Scottsdale, AZ • S. Mountain

- Missed 8 of the last 9 games with hamstring soreness
- Went 7-for-15 with a homer and five RBI in four games vs. UNA/USC before getting injured
- His HR vs. UNA marked his team-best 11th homer since Apr. 12, 2022

CAREER STATISTICS TABLE with columns: YEAR, AVG, GP-GS, AB, R, H, 2B, 3B, HR, RBI, SB-A

29 • C. HERBERHOLZ RHP

5-11 • 197 • R-JR • Scottsboro, AL • Southern Union

CAREER STATISTICS

YEAR	ERA	W-L	G/S	IP	H	R	ER	BB	K	BAA
2020*	10.43	0-4	5/4	14.2	17	19	17	10	13	.288
2021*	13.50	0-0	1/0	0.2	0	1	1	1	1	.000
2022*	2.40	4-0	10/7	56.1	41	24	15	11	55	.179
2023	9.26	0-1	5/3	11.2	21	14	12	4	12	.389
TOTAL	4.86	4-5	21/14	83.1	79	58	45	26	82	--

SEASON HIGHS

IP: 4.0, vs. USC (2/25)
H: 6, two times
R: 4, vs. Lipscomb (3/4)
ER: 4, vs. Lipscomb (3/4)
K: 4, vs. USC (2/25)
BB: 1, three times
PC: 68, vs. USC (2/25)

CAREER HIGHS

7.2, at Bevill State (4/15/22)
 7, vs. Shelton State (3/31/22)
 7, at Wallace State (3/24/22)
 6, at N.C. State (2/23/20)
 13, vs. Marion Military (3/17/22)
 4, vs. Bradley (2/29/20)
 78, vs. Evansville (2/16/20)

17 • TREVOR HORNE RHP

6-3 • 203 • R-FR • Phenix City, AL • Glenwood

- Has appeared in 3 of the last 4 games
- Matched a season high with 1.2 IP vs. GT (3/14)
- Made a pair of scoreless appearances vs. SLU (3/10-11)
- Retired all four batters he faced with a K in the finale

CAREER STATISTICS

YEAR	ERA	W-L	G/S	IP	H	R	ER	BB	K	BAA
2023	2.84	0-0	5/0	6.1	5	2	2	1	6	.208

SEASON HIGHS

IP: 1.2, two times
H: 3, vs. GT (3/14)
R: 1, two times
ER: 1, two times
K: 3, vs. FAMU (3/1)
BB: 1, vs. Southeastern (3/10)
PC: 27, vs. GT (3/14)

CAREER HIGHS

1.2, two times
 3, vs. GT (3/14/23)
 1, two times
 1, two times
 3, vs. FAMU (3/1/23)
 1, vs. Southeastern (3/10/23)
 27, vs. GT (3/14/23)

43 • CHASE ISBELL RHP

6-2 • 210 • SR • Springville, AL • Samford

- Earned the win in 2.0 scoreless IP vs. GT (3/14)
- Logged career highs in IP and Ks vs. Lipscomb (3/4)
- Pitched an immaculate inning vs. UNA (2/21)
- Named to the NCBWA Stopper of the Year Watch List

CAREER STATISTICS

YEAR	ERA	W-L	G/S	IP	H	R	ER	BB	K	BAA
2020*	3.38	1-0	5/0	5.1	3	4	2	7	6	.167
2021*	2.32	4-2	26/0	31.0	19	9	8	13	44	.173
2022	4.82	1-1	14/0	18.2	17	10	10	14	23	.243
2023	7.94	2-1	7/1	11.1	14	10	10	4	18	.292
AU	6.00	3-2	21/1	30.0	31	20	20	18	41	.263
TOTAL	4.07	8-4	52/1	66.1	53	33	30	38	91	--

SEASON HIGHS

IP: 3.1 vs. Lipscomb (3/4)
H: 4, vs. Lipscomb (3/4)
R: 4, vs. USC (2/26)
ER: 4, vs. USC (2/26)
K: 7, vs. Lipscomb (3/4)
BB: 2, at JSU (3/8)
PC: 56, vs. Lipscomb (3/4)

CAREER HIGHS

3.1, vs. Lipscomb (3/4/23)
 5, vs. Vandy (4/9/22)
 5, at LSU (4/1/22)
 5, at LSU (4/1/22)
 7, vs. Lipscomb (3/4/23)
 3, at Samford (5/17/22)
 57, at ETSU (5/21/21)

22 • HAYDEN MURPHY RHP

6-3 • 185 • FR • Chula, GA • Tiftarea Academy

- Retired the last two batters in the 9th inning in the middle game vs. SLU (3/11)
- Pitched a season-high 1.2 innings vs. Lipscomb (3/5)

CAREER STATISTICS

YEAR	ERA	W-L	G/S	IP	H	R	ER	BB	K	BAA
2023	2.08	0-0	4/0	4.1	6	1	1	1	0	.333

SEASON HIGHS

IP: 1.2, vs. Lipscomb (3/5)
H: 3, vs. Lipscomb (3/5)
R: 1, vs. Lipscomb (3/5)
ER: 1, vs. Lipscomb (3/5)
K: --
BB: 1, vs. USC (2/26)
PC: 28, vs. Lipscomb (3/5)

CAREER HIGHS

1.2, vs. Lipscomb (3/5/23)
 3, vs. Lipscomb (3/5/23)
 1, vs. Lipscomb (3/5/23)
 1, vs. Lipscomb (3/5/23)
 1, vs. USC (2/26)
 28, vs. Lipscomb (3/5/23)

12 • DREW NELSON LHP

5-11 • 198 • FR • Troy, AL • Pike Liberal Arts

- Pitched a season-high 2.2 innings with 3 Ks vs. SLU

CAREER STATISTICS

YEAR	ERA	W-L	G/S	IP	H	R	ER	BB	K	BAA
2023	16.20	0-1	3/1	5.0	8	10	9	4	4	.364

SEASON HIGHS

IP: 2.2, vs. Southeastern (3/11)
H: 4, vs. USC (2/26)
R: 4, two times
ER: 4, two times
K: 3, vs. Southeastern (3/11)
BB: 3, vs. Indiana (2/19)
PC: 43, vs. Southeastern (3/11)

CAREER HIGHS

2.2, vs. Southeastern (3/11/23)
 4, vs. USC (2/26/23)
 4, two times
 4, two times
 3, vs. Southeastern (3/11/23)
 3, vs. Indiana (2/19/23)
 43, vs. Southeastern (3/11/23)

44 • RYAN OLSON RHP

6-1 • 206 • FR • Auburn, AL • Auburn

CAREER STATISTICS

YEAR	ERA	W-L	G/S	IP	H	R	ER	BB	K	BAA
2023	21.60	0-0	3/0	1.2	6	4	4	2	3	.600

SEASON HIGHS

IP: 1.0, vs. FAMU (3/1)
H: 3, vs. Southeastern (3/11)
R: 3, vs. Southeastern (3/11)
ER: 3, vs. Southeastern (3/11)
K: 2, vs. FAMU (3/1)
BB: 2, vs. Indiana (2/19)
PC: 26, vs. FAMU (3/1)

CAREER HIGHS

1.0, vs. FAMU (3/1/23)
 3, vs. Southeastern (3/11/23)
 3, vs. Southeastern (3/11/23)
 3, vs. Southeastern (3/11/23)
 2, vs. FAMU (3/1/23)
 2, vs. Indiana (2/19/23)
 26, vs. FAMU (3/1/23)

20 • TOMMY SHEEHAN LHP

6-0 • 210 • Gr. • Brielle, NJ • Notre Dame

- Hasn't made an appearance since Feb. 18
- Allowed just one earned run in his final seven appearances and 15.0 innings in 2022

CAREER STATISTICS

YEAR	ERA	W-L	G/S	IP	H	R	ER	BB	K	BAA
2018*	5.74	2-4	14/14	62.2	62	43	40	41	27	.264
2019*	4.58	5-6	15/15	92.1	100	62	47	23	62	.268
2020*	2.70	3-0	4/4	23.1	18	7	7	5	22	.202
2021*	6.75	0-1	2/2	8.0	10	6	6	5	10	.303
2022	4.28	2-0	16/3	33.2	25	18	16	22	29	.207
2023	0.00	0-0	1/0	0.1	0	0	0	2	1	.000
AU	4.24	2-0	17/3	34.0	25	18	16	24	30	.205
TOTAL	4.74	12-11	52/37	220.1	215	136	116	98	151	--

SEASON HIGHS

IP: 0.1, vs. Indiana (2/18)
H: --
R: --
ER: --
K: 1, vs. Indiana (2/18)
BB: 2, vs. Indiana (2/18)
PC: 20, vs. Indiana (2/18)

CAREER HIGHS

9.0, two times
 13, vs. North Carolina (4/13/19)
 11, vs. North Carolina (4/13/19)
 8, vs. North Carolina (4/13/19)
 9, at UAB (2/14/20)
 6, vs. Purdue (2/24/18)
 112, vs. North Carolina (4/13/19)

21 • TOMMY VAIL LHP

5-11 • 190 • Gr. • Seattle, WA • TCU/Notre Dame

- Is the NCAA active leader in H/9.0 IP (4.98)
- Has started the last three midweek games and is set to make his first weekend start Friday at Arkansas
- Has allowed two hits in 10.2 IP as a starter this season
- Pitched a career high 5.2 innings with 8 Ks vs. UAB (3/7)
- Was teammates with Tommy Sheehan at ND from 2018-21 before spending last season at TCU

CAREER STATISTICS

YEAR	ERA	W-L	G/S	IP	H	R	ER	BB	K	BAA
2018*	3.90	3-2	27/1	27.2	24	16	12	24	30	.231
2019*	3.27	3-2	25/2	44.0	24	19	16	26	61	.157
2020*	2.08	3-0	7/0	17.1	5	6	4	3	24	.086
2021*	DNP-INJURED									
2022*	3.65	1-0	13/0	12.1	9	5	5	6	15	.205
2023	0.63	2-0	5/3	14.1	2	1	1	6	18	.044
TOTAL	2.96	11-4	77/6	115.2	64	47	38	65	148	--

SEASON HIGHS

IP: 5.2, vs. UAB (3/7)
H: 1, two times
R: 1, vs. GT (3/14)
ER: 1, vs. GT (3/14)
K: 8, vs. UAB (3/7)
BB: 2, three times
PC: 87, vs. UAB (3/7)

CAREER HIGHS

5.2, vs. UAB (3/7/23)
 5, vs. Boston College (4/29/18)
 4, two times
 3, three times
 9, vs. Toledo (2/22/20)
 5, vs. Duke (5/21/19)
 92, vs. Boston College (4/29/18)

AUBURN IN THE NATIONAL AND SEC RANKINGS

(as of Mar. 16)

TEAM	TOTAL	NCAA	SEC
Doubles	43	11	1
Fielding percentage	.982	19	4
Batting average	.318	24	7
Hits	187	25	6
41 JOHN ARMSTRONG	TOTAL	NCAA	SEC
Wins	4	2	1
33 WILL CANNON	TOTAL	NCAA	SEC
Saves	3	22	1
5 KASON HOWELL	TOTAL	NCAA	SEC
Doubles	9	6	2
18 IKE IRISH	TOTAL	NCAA	SEC
Doubles	12	2	1
Hits	33	6	3
Batting average	.465	18	4
14 JUSTIN KIRBY	TOTAL	NCAA	SEC
Home runs	7	24	11
8 BRYSON WARE	TOTAL	NCAA	SEC
Slugging percentage	.919	14	6
Total bases	57	14	4
Home runs	7	24	11

TREVOR HORNE'S AUBURN APPEARANCES

2023 - REDSHIRT FRESHMAN YEAR

Date	Opp (Res.)	DEC	QS	IP	H	R	ER	BB	SO	HR	ERA	NP
2/19	INDIANA (L, 2-11)	-	-	1.2	1	0	0	0	0	0	0.00	23
3/1	FLORIDA A&M (W, 18-8)	-	-	1.0	1	1	1	0	3	1	3.38	14
3/10	SOUTHEASTERN (W, 7-1)	-	-	0.2	0	0	0	1	1	0	2.70	18
3/11	SOUTHEASTERN (L, 7-8)	-	-	1.1	0	0	0	0	1	0	1.93	19
3/14	GEORGIA TECH (W, 12-11 [12])	-	-	1.2	3	1	1	0	1	0	2.84	27

CHASE ISBELLS' AUBURN APPEARANCES

2022 - JUNIOR YEAR

Date	Opp (Res.)	DEC	QS	IP	H	R	ER	BB	SO	HR	ERA	NP
3/22	vs. South Alabama (W, 13-12)	-	-	1.0	1	0	0	0	1	0	0.00	18
3/26	at Texas A&M (L, 4-5 [11])	L	-	2.1	2	1	1	0	3	0	2.70	45
4/1	at LSU (L, 2-9)	-	-	0.2	3	5	5	2	0	0	13.50	27
4/5	at UAB (W, 6-4)	-	-	0.1	0	0	0	1	0	0	12.46	11
4/9	#12 VANDERBILT (L, 4-19)	-	-	1.0	5	3	3	0	1	0	15.19	31
4/15	at Mississippi State (L, 5-9)	-	-	1.0	1	0	0	1	2	0	12.79	21
4/22	KENNESAW STATE (W, 14-1)	-	-	1.0	0	0	0	1	1	0	11.05	15
4/29	at #1 Tennessee (L, 4-17)	-	-	1.0	1	0	0	0	1	0	9.72	12
5/7	#3 ARKANSAS (W, 5-3)	-	-	2.1	1	1	1	1	3	0	8.44	37
5/10	at Troy (W, 11-4)	W	-	1.0	0	0	0	1	1	0	7.71	17
5/17	at Samford (W, 8-4)	-	-	0.2	0	0	0	3	0	0	7.30	28
5/20	at Kentucky (L, 1-5)	-	-	2.0	2	0	0	1	3	0	6.28	32
6/12	at #3 Oregon State (L, 3-4)	-	-	2.2	0	0	0	2	4	0	5.29	41
6/21	vs. Arkansas (L, 1-11)	-	-	1.2	1	0	0	1	3	0	4.82	33

2023 - SENIOR YEAR

Date	Opp (Res.)	DEC	QS	IP	H	R	ER	BB	SO	HR	ERA	NP
2/18	INDIANA (W, 6-1)	-	-	1.2	2	1	1	1	2	0	5.40	36
2/21	vs. North Alabama (W, 13-1)	-	-	2.0	1	0	0	0	4	0	2.45	21
2/26	*USC (T, 12-12)	-	-	0.0	3	4	4	1	0	2	12.27	13
3/4	LIPSCOMB (W, 12-11)	-	-	3.1	4	2	2	0	7	1	9.00	56
3/8	at Jacksonville State (W, 6-3)	W	-	1.0	1	0	0	2	2	0	7.88	27
3/11	SOUTHEASTERN (L, 3-8)	L	-	1.1	2	3	3	0	1	0	9.64	25
3/14	GEORGIA TECH (W, 12-11 [12])	W	-	2.0	1	0	0	0	2	0	7.94	21

CAMERON KESHOCK'S AUBURN APPEARANCES

2023 - FRESHMAN YEAR

Date	Opp (Res.)	DEC	QS	IP	H	R	ER	BB	SO	HR	ERA	NP
3/1	FLORIDA A&M (W, 18-8)	-	-	0.0	2	4	4	1	0	0	99.00	10
3/11	SOUTHEASTERN (L, 7-8)	-	-	1.0	1	0	0	0	1	0	36.00	8

HAYDEN MURPHY'S AUBURN APPEARANCES

2023 - FRESHMAN YEAR

Date	Opp (Res.)	DEC	QS	IP	H	R	ER	BB	SO	HR	ERA	NP
2/19	INDIANA (L, 2-11)	-	-	0.2	1	0	0	0	0	0	0.00	9
2/26	USC (T, 12-12)	-	-	1.1	1	0	0	1	0	0	0.00	21
3/5	LIPSCOMB (W, 4-3)	-	-	1.2	3	1	1	0	0	0	2.45	28
3/11	SOUTHEASTERN (L, 3-8)	-	-	0.2	1	0	0	0	0	0	2.08	12

DREW NELSON'S AUBURN APPEARANCES

2023 - FRESHMAN YEAR

Date	Opp (Res.)	DEC	QS	IP	H	R	ER	BB	SO	HR	ERA	NP
2/19	*INDIANA (L, 2-11)	L	-	0.2	2	4	4	3	0	1	54.00	32
2/26	USC (T, 12-12)	-	-	1.2	4	4	4	0	1	0	30.86	26
3/11	SOUTHEASTERN (L, 7-8)	-	-	2.2	2	2	1	1	3	0	16.20	43

RYAN OLSON'S AUBURN APPEARANCES

2023 - FRESHMAN YEAR

Date	Opp (Res.)	DEC	QS	IP	H	R	ER	BB	SO	HR	ERA	NP
2/19	INDIANA (L, 2-11)	-	-	0.1	1	1	1	2	0	0	27.00	16
3/1	FLORIDA A&M (W, 18-8)	-	-	1.0	2	0	0	0	2	0	6.75	26
3/11	SOUTHEASTERN (L, 7-8)	-	-	0.1	3	3	3	0	1	0	21.60	10

TOMMY SHEEHAN'S AUBURN APPEARANCES

2022 - FIFTH YEAR

Date	Opp (Res.)	DEC	QS	IP	H	R	ER	BB	SO	HR	ERA	NP
2/18	*vs. Oklahoma (L, 0-3)	-	-	1.0	1	0	0	1	1	0	0.00	33
2/23	*TROY (W, 13-1)	-	-	3.0	1	1	1	3	1	0	2.25	43
3/6	RHODE ISLAND (W, 14-1)	S	-	3.0	0	0	0	1	5	0	1.29	47
3/13	MIDDLE TENNESSEE-G1 (W, 10-7) W	-	-	3.2	4	2	2	2	1	1	2.53	52
3/19	#1 OLE MISS (L, 2-15)	-	-	2.2	5	3	3	0	3	0	4.05	40
3/27	*at Texas A&M (W, 13-9)	-	-	1.0	3	5	5	4	0	0	6.91	38
4/9	#12 VANDERBILT (L, 4-19)	-	-	1.1	2	2	2	2	1	0	7.47	28
4/20	KENNESAW STATE (W, 14-1)	-	-	2.0	0	0	0	0	3	0	6.62	22
4/23	SOUTH CAROLINA (W, 8-6)	-	-	1.0	2	3	2	1	2	0	7.23	24
4/29	at #1 Tennessee (L, 4-17)	-	-	2.1	0	0	0	2	0	0	6.43	35
5/6	#3 ARKANSAS (L, 8-11)	-	-	1.0	1	0	0	0	0	0	6.14	19
5/8	#3 ARKANSAS (L, 4-7)	-	-	0.2	0	1	0	2	1	0	5.96	21
5/14	ALABAMA (W, 6-4)	-	-	4.0	1	0	0	1	4	0	5.06	65
5/20	at Kentucky (L, 1-5)	-	-	2.0	1	1	1	1	1	0	5.02	38
6/11	at #3 Oregon State (W, 7-5)	W	-	3.1	2	0	0	1	3	0	4.50	54
6/20	vs. #2 Stanford (W, 6-2)	-	-	1.2	2	0	0	1	3	0	4.28	33

2023 - SIXTH YEAR

Date	Opp (Res.)	DEC	QS	IP	H	R	ER	BB	SO	HR	ERA	NP
2/18	INDIANA (W, 6-1)	-	-	0.1	0	0	0	2	1	0	0.00	20

TOMMY VAIL'S AUBURN APPEARANCES

2022 - SIXTH YEAR

Date	Opp (Res.)	DEC	QS	IP	H	R	ER	BB	SO	HR	ERA	NP
2/18	INDIANA (W, 6-1)	-	-	2.0	0	0	0	0	1	0	0.00	27
2/25	USC (W, 12-6)	-	-	1.2	1	0	0	2	2	0	0.00	32
3/1	*FLORIDA A&M (W, 18-8)	W	-	4.0	0	0	0	2	6	0	0.00	58
3/7	*UAB (W, 4-1)	W	-	5.2	0	0	0	2	8	0	0.00	87
3/14	*GEORGIA TECH (W, 12-11 [12])	-	-	1.0	1	1	1	0	1	0	0.63	10

SUPERLATIVES AND MISCELLANEOUS NOTES

STARTS BY POSITION

STARTING PITCHER

Christian Herberholz	3	2-1
Tommy Vail	3	3-0
Chase Allsup	2	2-0
Tanner Bauman	2	2-0
Konner Copeland	2	2-0
Zach Crotchfelt	2	1-1
Jospeh Gonzalez	1	1-0
Chase Isbell	1	0-0-1
Drew Nelson	1	0-1

CATCHER

Nate LaRue	12	9-2-1
Ryan Dyal	4	3-1
Carter Wright	1	1-0

FIRST BASE

Cooper McMurray	7	5-1-1
Ike Irish	6	4-2
Cam Hill	3	3-0
Brody Wortham	1	0-1

SECOND BASE

Caden Green	9	7-1-1
Brody Moss	6	5-1
Bryson Ware	2	1-1

THIRD BASE

Bryson Ware	15	12-2-1
Gavin Miller	2	1-1

SHORTSTOP

Cole Foster	14	12-1-1
Caden Green	3	1-2

LEFT FIELD

Chris Stanfield	8	6-2
Bobby Peirce	7	5-1-1
Mike Bello	1	1-0
Josh Hall	1	1-0

CENTER FIELD

Kason Howell	16	12-3-1
Chris Stanfield	1	1-0

RIGHT FIELD

Justin Kirby	16	12-3-1
Josh Hall	1	1-0

DESIGNATED HITTER

Ike Irish	11	9-1-1
Ryan Dyal	2	2-0
Mike Bello	1	0-1
Cam Hill	1	0-1
Justin Kirby	1	1-0
Bobby Peirce	1	1-0

2023 AUBURN & OPPONENT HIGHS

TEAM BATTING

	AUBURN	OPPONENT
Runs in a game	18, vs. FAMU [7] (3/1)	12, USC (2/26)
Runs in an inning	11 [1st], vs. FAMU [7] (3/1)	7, [6th] FAMU (3/1)
Most Hits in a game	20, vs. Georgia Tech (3/14)	22, Georgia Tech (3/14)
Fewest Hits in a game	4, vs. UAB (3/7)	3, vs. UAB (3/7)
Hits in an inning	7 [1st], vs. FAMU [7] (3/1)	6, two times
2B in a game	8, vs. Lipscomb (3/4)	8, Georgia Tech (3/14)
3B in a game	1, five times	1, USC (2/24)
HR in a game	3, two times	4, Lipscomb (3/4)
SB in a game	2, two times	3, Southeastern (3/11)
LOB in a game	15, vs. Georgia Tech (3/14)	13, Southeastern (3/10)
K in a game	14, two times	14, two times
BB in a game	14, vs. FAMU [7] (3/1)	7, two times

TEAM PITCHING

	AUBURN	OPPONENT
K in a game	14, two times	14, two times
BB in a game	7, two times	14, FAMU (3/1)
Pitchers used	8, vs. Georgia Tech (3/14)	8, UAB (3/7)
Total Quality Starts	--	2

TEAM FIELDING

	AUBURN	OPPONENT
Errors in a game	2, two times	3, USC (2/26)
DP turned in a game	2, two times	3, Southeastern (3/11)

IND. BATTING

	AUBURN	OPPONENT
Hits in a game	4, four times	5, DeLeo [GT] (3/14)
Runs in a game	3, nine times	3, three times
2B in a game	3, Howell vs. Lipscomb (3/3)	2, six times
3B in a game	1, five times	1, Overn [USC] (2/24)
HR in a game	2, Kirby vs. USC (2/26)	2, Kelly [LIP] (3/3)
RBI in a game	7, Kirby vs. USC (2/26)	4, Mathison [IU] (2/19)
XBH in a game	3, two times	2, eight times
SB in a game	1, 12 times	2, Cook [SLU] (3/11)
BB in a game	3, five times	2, 11 times
HBP in a game	1, 20 times	2, Jessee [IU] (2/17)
K in a game	4, Kirby vs. Lipscomb (3/4)	3, eight times
Hitting Streak	14, Ware (2/17-3/10)	3, eight times
Consec. G w/HR	4, Ware (3/3-7)	2, three times

IND. PITCHING

	AUBURN	OPPONENT
K by a starter	8, Vail vs. UAB (3/7)	6, two times
K by a reliever	7, Isbell vs. Lipscomb (3/4)	7, Van Treek [LIP] (3/4)
BB by a starter	3, three times	5, Landry [SLU] (3/11)
BB by a reliever	3, two times	5, Langley [FAMU] (3/1)
IP by a starter	5.2, vs. UAB (3/7)	7.0, Tucker [LIP] (3/5)
IP by a reliever	3.2, three times	4.0, Van Treek [LIP] (3/4)

MISCELLANEOUS

	AUBURN
Biggest comeback win	7, vs. Georgia Tech (3/14)
Biggest blown lead loss	3, vs. Southeastern (3/11)
Largest margin of victory	12, vs. UNA [7] (2/21)
Largest margin of defeat	9, vs. Indiana (2/19)
Longest game, Time	4:33, vs. Georgia Tech (3/14)
Longest game, Time (9 inn)	3:48, vs. USC (2/26)
Shortest game, Time (9 inn)	2:13, vs. UAB (3/7)
Longest game, Innings	12, vs. Georgia Tech (3/14)
Largest crowd, Home	4,097, three times
Largest crowd, Road	1,988, at JSU (3/8)
Largest crowd, Neutral	5,448, vs. UNA [7] (2/21)

STARTS BY ORDER

LEADOFF

Kason Howell	8	6-2
Bobby Peirce	7	5-1-1
Mike Bello	1	1-0
Josh Hall	1	1-0

2ND SPOT

Cole Foster	12	10-1-1
Brody Moss	2	2-0
Chris Stanfield	2	1-1
Mike Bello	1	0-1

3RD SPOT

Justin Kirby	11	10-0-1
Ike Irish	6	3-3

CLEANUP

Ike Irish	11	10-0-1
Justin Kirby	3	2-1
Bryson Ware	3	1-2

5TH SPOT

Bryson Ware	11	10-0-1
Justin Kirby	3	1-2
Nate LaRue	2	2-0
Cooper McMurray	1	0-1

6TH SPOT

Ryan Dyal	5	4-1
Kason Howell	4	2-1-1
Chris Stanfield	4	3-1
Cole Foster	1	1-0
Cooper McMurray	1	1-0
Gavin Miller	1	1-0
Bobby Peirce	1	1-0

7TH SPOT

Cooper McMurray	3	3-0-1
Chris Stanfield	3	3-0
Cam Hill	2	2-0
Kason Howell	2	2-0
Bryson Ware	2	1-1
Ryan Dyal	1	1-0
Cole Foster	1	1-0
Caden Green	1	1-0
Gavin Miller	1	0-1
Brody Moss	1	0-1

8TH SPOT

Nate LaRue	9	6-2-1
Cam Hill	2	1-1
Cooper McMurray	2	2-0
Josh Hall	1	1-0
Bryson Ware	1	1-0
Brody Wortham	1	1-0
Carter Wright	1	1-0

9TH SPOT

Caden Green	11	7-3-1
Brody Moss	3	3-0
Kason Howell	2	2-0
Nate LaRue	1	1-0

PITCHING NOTES

2023 BULLPEN BY NUMBERS

Total App.....	60
Saves/Opp.....	6/6
IR/IRS.....	58/26
BA Against.....	.280
ERA.....	5.80

SAVES/OPP

Will Cannon.....	3/3
Chase Allsup.....	2/2
John Armstrong.....	1/1

INHERITED RUNNERS/SCORED

Chase Allsup.....	3/1
John Armstrong.....	13/2
Will Cannon.....	10/5
Parker Carlson.....	12/8
Konner Copeland.....	1/1
Zach Crotchfelt.....	2/0
Christian Herberholz.....	2/0
Trevor Horne.....	3/1
Chase Isbell.....	6/2
Hayden Murphy.....	6/6

1ST BATTER FACED/RETIRED

Chase Allsup.....	4/2
John Armstrong.....	8/6
Tanner Bauman.....	3/3
Will Cannon.....	7/4
Parker Carlson.....	6/3
Konner Copeland.....	3/1
Zach Crotchfelt.....	2/2
Christian Herberholz.....	2/1
Trevor Horne.....	5/4
Chase Isbell.....	6/3
Cameron Keshock.....	2/0
Hayden Murphy.....	4/3
Drew Nelson.....	2/1
Ryan Olson.....	3/1
Tommy Sheehan.....	1/0
Tommy Vail.....	2/1

RELIEF ERA

Tommy Sheehan.....	0.00
Tommy Vail.....	0.00
Hayden Murphy.....	2.08
John Armstrong.....	2.76
Trevor Horne.....	2.84
Will Cannon.....	3.00
Tanner Bauman.....	3.24
Parker Carlson.....	4.50
Chase Isbell.....	4.76
Zach Crotchfelt.....	7.36
Chase Allsup.....	7.88
Drew Nelson.....	10.38
Christian Herberholz.....	16.20
Konner Copeland.....	20.25
Ryan Olson.....	21.60
Cameron Keshock.....	36.00

2023 Auburn Baseball
Team Game-by-Game for Auburn (as of Mar 14, 2023)
Pitching (All games)

Date	Opponent	ip	h	r	er	bb	so	2b	3b	hr	wp	bk	hbp	dp	ibb	score	w-l	sv	era
Feb 17	INDIANA	9.0	5	4	3	4	12	0	0	1	0	0	3	0	0	8-4	1-0	0	3.00
Feb 18	INDIANA	9.0	4	1	1	3	5	1	0	0	0	0	1	2	0	6-1	2-0	0	2.00
Feb 19	INDIANA	9.0	14	11	11	7	7	4	0	1	1	0	1	0	0	2-11	2-1	0	5.00
Feb 21	vs North Alabama	7.0	5	1	1	0	12	3	0	0	0	0	0	0	0	13-1	3-1	0	4.24
Feb 24	USC	9.0	8	3	3	6	6	2	1	0	0	0	1	1	0	5-3	4-1	1	3.98
Feb 25	USC	9.0	9	6	5	7	8	2	0	1	0	0	0	1	0	12-6	5-1	2	4.15
Feb 26	USC	9.0	15	12	12	4	6	5	0	2	2	0	1	0	0	12-12	5-1	2	5.31
Mar 01	FLORIDA A&M	7.0	7	8	6	5	14	0	0	1	0	0	1	0	0	18-8	6-1	2	5.56
Mar 03	LIPSCOMB	9.0	7	3	3	3	14	2	0	3	0	0	1	1	0	7-3	7-1	3	5.26
Mar 04	LIPSCOMB	9.0	16	11	11	3	11	1	0	4	0	0	0	0	0	12-11	8-1	3	5.86
Mar 05	LIPSCOMB	9.0	6	3	3	4	7	0	0	1	3	0	1	0	0	4-3	9-1	3	5.59
Mar 07	UAB	9.0	3	1	1	3	11	0	0	0	1	0	0	0	0	4-1	10-1	4	5.19
Mar 08	at Jacksonville Stat	9.0	7	3	2	4	13	3	0	0	2	0	0	0	0	6-3	11-1	5	4.94
Mar 10	SOUTHEASTERN	9.0	7	1	1	3	7	1	0	0	1	0	4	0	0	7-1	12-1	6	4.65
Mar 11	SOUTHEASTERN	9.0	14	8	6	4	9	1	0	1	1	0	0	1	0	3-8	12-2	6	4.74
Mar 11	SOUTHEASTERN	9.0	13	8	7	3	9	4	0	0	2	0	2	0	0	7-8	12-3	6	4.89
Mar 14	GEORGIA TECH	12.0	22	11	11	1	12	8	0	0	0	0	1	2	0	12-11	13-3	6	5.15
Totals		152.0	162	95	87	64	163	37	1	15	13	0	17	8	0	138-95	13-3	6	5.15

AUBURN STARTING PITCHER BREAKDOWN

Starter	GS	Quality Starts	Run Support	RS/Start	Auburn Record
Herberholz	3	--	12	4.0	2-1
Vail	3	--	16	5.3	3-0
Allsup	2	--	1	0.5	2-0
Bauman	2	--	4	2.0	2-0
Copeland	2	--	9	4.5	2-0
Crotchfelt	2	--	3	1.5	2-0
Gonzalez	1	--	4	4.0	1-0
Isbell	1	--	0	0.0	0-0-1
Nelson	1	--	0	0.0	0-1

Auburn Overall Rankings			Auburn SEC-Only Rankings		
Category	Rank	No.	Category	Rank	No.
ERA	14th	5.15	ERA	--	--
Opp BA	14th	.270	Opp BA	--	--
Hits Allowed	14th	162	Hits Allowed	--	--
Walks	6th	64	Walks	--	--
Strikeouts	13th	163	Strikeouts	--	--

AUBURN PITCHING BREAKDOWN

	W-L	ERA	IP	H	R	ER	BB	K	HR	AVG	W-L	ERA	IP	H	R	ER	BB	K	HR	AVG	
STARTERS	4-2	4.08	57.1	55	27	26	24	60	9	.253	HOME	11-3	5.56	136.0	150	91	84	60	138	15	.278
RELIEVERS	9-1	5.80	94.2	107	68	61	40	103	6	.280	ROAD	1-0	2.00	9.0	7	3	2	4	13	0	.200
TOTALS	13-3	5.15	152.0	162	95	87	64	163	15	.270	NEUT.	1-0	1.29	7.0	5	1	1	0	12	0	.200

HITTING NOTES

2023 MULTI-HIT GAMES

	2	3	4	5+	Total
Ike Irish	9	3	1	-	13
Bryson Ware	4	4	-	-	8
Cole Foster	2	2	2	-	6
Chris Stanfield	5	-	-	-	5
Kason Howell	4	1	-	-	5
Justin Kirby	3	-	1	-	4
Bobby Peirce	1	2	-	-	3
Caden Green	3	-	-	-	3
Mike Bello	1	-	-	-	1
Josh Hall	-	1	-	-	1
Cooper McMurray	-	1	-	-	1
Gavin Miller	1	-	-	-	1
Brody Moss	1	-	-	-	1

CAREER AUBURN MULTI-HIT GAMES

	2	3	4	5+	Total
Kason Howell	41	17	1	-	59
Bryson Ware	15	8	-	-	23
Cam Hill	13	4	-	-	17
Cole Foster	9	4	3	-	16
Bobby Peirce	8	5	-	-	13
Ike Irish	9	3	1	-	13
Nate LaRue	8	1	-	-	9
Ryan Dyal	7	-	-	-	7
Josh Hall	5	2	-	-	7
Mike Bello	4	2	-	-	6
Chris Stanfield	5	-	-	-	5
Justin Kirby	3	-	1	-	4
Caden Green	3	-	-	-	3
Cooper McMurray	-	1	-	-	1
Gavin Miller	1	-	-	-	1
Brody Moss	1	-	-	-	1

2023 MULTI-RBI GAMES

	2	3	4	5+	Total
Ike Irish	3	2	-	-	5
Justin Kirby	2	2	-	1	5
Bryson Ware	1	4	-	-	5
Cole Foster	2	1	1	-	4
Chris Stanfield	4	-	-	-	4
Kason Howell	3	-	-	-	3
Bobby Peirce	1	2	-	-	3
Josh Hall	2	-	-	-	2
Cooper McMurray	-	2	-	-	2
Cam Hill	1	-	-	-	1
Gavin Miller	1	-	-	-	1
Brody Moss	1	-	-	-	1

CAREER AUBURN MULTI-RBI GAMES

	2	3	4	5+	Total
Kason Howell	14	7	-	1	22
Bryson Ware	8	4	2	2	16
Cole Foster	7	3	2	1	13
Cam Hill	7	3	1	-	11
Nate LaRue	9	1	-	1	11
Bobby Peirce	7	4	-	-	11
Ryan Dyal	5	3	1	-	9
Josh Hall	4	1	-	-	5
Ike Irish	3	2	-	-	5
Justin Kirby	2	2	-	1	5
Chris Stanfield	4	-	-	-	4
Mike Bello	3	-	-	-	3
Cooper McMurray	-	2	-	-	2
Gavin Miller	1	-	-	-	1
Brody Moss	1	-	-	-	1

CAREER AUBURN STARTS

	Career	Consec.
Kason Howell	205	4
Bryson Ware	77	17
Cole Foster	70	-
Nate LaRue	68	1
Cam Hill	60	-
Ryan Dyal	55	-
Bobby Peirce	49	-
Mike Bello	29	-
Josh Hall	18	1
Ike Irish	17	17
Justin Kirby	17	17
Caden Green	12	5
Chris Stanfield	9	9
Cooper McMurray	7	-
Brody Moss	6	-
Gavin Miller	2	2
Brody Wortham	1	-
Carter Wright	1	-

TEAM NOTES

Auburn Overall SEC Rankings			Auburn SEC-Only Rankings		
Category	Rank	No.	Category	Rank	No.
Avg.	7th	.318	Avg.	--	--
Hits	6th	187	Hits	--	--
2B	1st	43	2B	--	--
HR	11th	21	HR	--	--
BB	8th	98	BB	--	--

2023 AUBURN HOME RUNS

No.	Player (#)	Opponent (Date)	On	Outs	Inn.	Pitcher
1	Justin Kirby (1)	Indiana (2/17)	1	0	4	Levy (R)
2	Justin Kirby (2)	Indiana (2/19)	0	0	8	Kraft (L)
3	Bobby Peirce (1)	North Alabama (2/21)	0	1	5	Malecha (R)
4	Bryson Ware (1)	North Alabama (2/21)	1	0	6	Malecha (R)
5	Justin Kirby (3)	USC (2/24)	0	2	7	Blum (R)
6	Bryson Ware (2)	USC (2/25)	1	2	8	Wisch (R)
7	Cooper McMurray (1)	USC (2/25)	1	2	8	Wisch (R)
8	Bryson Ware (3)	USC (2/26)	0	2	1	Hammond (R)
9	Justin Kirby (4)	USC (2/26)	2	2	2	Hammond (R)
10	Justin Kirby (5)	USC (2/26)	3	0	5	Sodersten (R)
11	Justin Kirby (6)	Florida A&M (3/1)	2	0	1	Tease (R)
12	Cooper McMurray (2)	Florida A&M (3/1)	2	0	1	Tease (R)
13	Cole Foster (1)	Florida A&M (3/1)	2	0	1	Langely (R)
14	Bryson Ware (4)	Lipscomb (3/3)	0	0	4	Dunkleberger (L)
15	Bryson Ware (5)	Lipscomb (3/4)	1	0	8	Kantola (R)
16	Bryson Ware (6)	Lipscomb (3/5)	2	2	8	Thompson (L)
17	Bryson Ware (7)	UAB (3/7)	1	1	4	Haines (R)
18	Cole Foster (2)	Southeastern (3/10)	2	2	6	Robb (R)
19	Chris Stanfield (1)	Southeastern (3/11)	1	1	2	Kinzeler (R)
20	Kason Howell (1)	Southeastern (3/11)	0	0	6	Landry (R)
21	Justin Kirby (7)	Georgia Tech (3/14)	1	0	5	Finateri (R)

AUBURN HITTING STREAKS

	Current	'23	Career
Mike Bello	1	1	6
Ryan Dyal	2	2	4
Cole Foster	10	10	10
Caden Green	1	2	2
Josh Hall	1	1	4
Cam Hill	-	2	8
Kason Howell	4	4	9
Ike Irish	5	10	10
Justin Kirby	1	5	5
Nate LaRue	-	2	4
C. McMurray	-	1	1
Gavin Miller	2	2	2
Brody Moss	-	1	2
Bobby Peirce	-	4	11
Chris Stanfield	5	5	5
Bryson Ware	1	14	15
Brody Wortham	1	1	1

AUBURN REACHED BASE STREAKS

	Current	'23	Career
Mike Bello	1	2	8
Ryan Dyal	2	2	15
Cole Foster	14	14	14
Caden Green	3	4	4
Josh Hall	1	1	5
Cam Hill	-	2	8
Kason Howell	5	8	23
Ike Irish	5	11	11
Justin Kirby	5	5	5
Nate LaRue	-	2	7
C. McMurray	5	5	5
Gavin Miller	2	2	2
Brody Moss	-	3	3
Bobby Peirce	-	4	20
Chris Stanfield	5	5	5
Bryson Ware	18	17	18
Brody Wortham	1	2	2
Carter Wright	1	1	1

BUNT HITS

Player	No.
Jason Hall.....	2
Kason Howell.....	1
Ike Irish.....	1
Bryson Ware.....	1
TOTAL	5

SAC BUNTS

Player	No.
Bryson Ware.....	2
Cole Foster.....	1
Caden Green.....	1
TOTAL	4

SAC FLIES

Player	No.
Bryson Ware.....	2
Mike Bello.....	1
Kason Howell.....	1
Nate LaRue.....	1
Brody Moss.....	1
Bobby Peirce.....	1
TOTAL	7

OUTFIELD ASSISTS

Player	No.
Josh Hall.....	1
Justin Kirby.....	1
TOTAL	2

PINCH HITS

Player	No.
Mike Bello.....	1
Cam Hill.....	1
Gavin Miller.....	1
Chris Stanfield.....	1
Brody Wortham.....	1
TOTAL	5

AUBURN CAREER HOME RUN BREAKDOWN

	1R	2R	3R	GS	Career	Home	Road	Last
Bello	1	--	--	--	1	--	1	3/26/22
Dyal	3	3	--	1	7	6	1	3/17/22
Foster	4	2	4	1	11	8	3	3/10/23
Hill	2	3	--	1	6	6	--	6/4/22
Howell	5	3	2	--	10	4	6	3/11/23
Kirby	2	2	2	1	7	7	--	3/14/23
LaRue	5	3	--	--	8	6	2	6/3/22
McMurray	--	1	1	--	2	2	--	3/1/23
Peirce	8	2	1	--	11	5	6	2/21/23
Stanfield	--	1	--	--	1	1	--	3/11/23
Ware	4	8	1	1	14	11	3	3/7/23

AUBURN 2023 GAME-BY-GAME STARTING LINEUPS

DATE	OPP	1	2	3	4	5	6	7	8	9	SP
2/17	Indiana	Peirce	Foster	Irish	Kirby	LaRue	McMurray	Howell	Ware	Green	Allsup
2/18	Indiana	Peirce	Foster	Irish	Kirby	LaRue	Howell	Ware	Wortham	Green	Gonzalez
2/19	Indiana	Peirce	Foster	Irish	Kirby	McMurray	Howell	Ware	LaRue	Green	Nelson
2/21	vs. North Alabama	Peirce	Moss	Kirby	Irish	Ware	Dyal	Foster	Hill	Howell	Copeland
2/24	USC	Peirce	Moss	Kirby	Irish	Ware	Foster	Hill	LaRue	Howell	Allsup
2/25	USC	Peirce	Foster	Kirby	Irish	Ware	Howell	McMurray	LaRue	Moss	Herberholz
2/26	USC	Peirce	Foster	Kirby	Irish	Ware	Howell	McMurray	LaRue	Green	Isbell
3/1	Florida A&M	Hall	Foster	Kirby	Irish	Ware	Dyal	Howell	McMurray	Moss	Vail
3/3	Lipscomb	Howell	Foster	Kirby	Irish	Ware	Stanfield	McMurray	LaRue	Green	Bauman
3/4	Lipscomb	Howell	Foster	Kirby	Irish	Ware	Dyal	Stanfield	McMurray	Green	Herberholz
3/5	Lipscomb	Howell	Foster	Kirby	Irish	Ware	Stanfield	Hill	LaRue	Green	Crotchfelt
3/7	UAB	Howell	Foster	Kirby	Irish	Ware	Peirce	Stanfield	LaRue	Moss	Vail
3/8	at Jacksonville State	Bello	Foster	Kirby	Irish	Ware	Dyal	Stanfield	Wright	Green	Copeland
3/10	Southeastern	Howell	Foster	Kirby	Irish	Ware	Stanfield	Dyal	LaRue	Green	Bauman
3/11	Southeastern	Howell	Bello	Irish	Ware	Kirby	Stanfield	Moss	LaRue	Green	Crotchfelt
3/11	Southeastern	Howell	Stanfield	Irish	Ware	Kirby	Dyal	Miller	Hill	Green	Herberholz
3/14	Georgia Tech	Howell	Stanfield	Irish	Ware	Kirby	Miller	Green	Hall	LaRue	Vail
3/17	at Arkansas*										
3/18	at Arkansas*										
3/19	at Arkansas*										
3/21	vs. South Alabama										
3/23	Georgia*										
3/24	Georgia*										
3/25	Georgia*										
3/28	North Alabama										
3/31	at Florida*										
4/1	at Florida*										
4/2	at Florida*										
4/4	at UAB										
4/6	Texas A&M*										
4/7	Texas A&M*										
4/8	Texas A&M*										
4/11	at Georgia Tech										
4/14	at Alabama*										
4/15	at Alabama*										
4/16	at Alabama*										
4/18	Samford										
4/21	Mississippi State*										
4/22	Mississippi State*										
4/23	Mississippi State*										
4/25	Troy										
4/28	at South Carolina*										
4/29	at South Carolina*										
4/30	at South Carolina*										
5/5	LSU*										
5/6	LSU*										
5/7	LSU*										
5/9	vs. Samford										
5/11	at Ole Miss*										
5/12	at Ole Miss*										
5/13	at Ole Miss*										
5/16	Jacksonville State										
5/18	Missouri*										
5/19	Missouri*										
5/20	Missouri*										

* - SEC Game

AUBURN 2023 GAME-BY-GAME STARTERS

DATE	OPP	SP	C	1B	2B	3B	SS	LF	CF	RF	DH
2/17	Indiana	Allsup	LaRue	McMurray	Green	Ware	Foster	Peirce	Howell	Kirby	Irish
2/18	Indiana	Gonzalez	LaRue	Wortham	Green	Ware	Foster	Peirce	Howell	Kirby	Irish
2/19	Indiana	Nelson	LaRue	McMurray	Green	Ware	Foster	Peirce	Howell	Kirby	Irish
2/21	vs. North Alabama	Copeland	Dyal	Hill	Moss	Ware	Foster	Peirce	Howell	Kirby	Irish
2/24	USC	Allsup	LaRue	Hill	Moss	Ware	Foster	Peirce	Howell	Kirby	Irish
2/25	USC	Herberholz	LaRue	McMurray	Moss	Ware	Foster	Peirce	Howell	Kirby	Irish
2/26	USC	Isbell	LaRue	McMurray	Green	Ware	Foster	Peirce	Howell	Kirby	Irish
3/1	Florida A&M	Vail	Dyal	McMurray	Moss	Ware	Foster	Hall	Howell	Kirby	Irish
3/3	Lipscomb	Bauman	LaRue	McMurray	Green	Ware	Foster	Stanfield	Howell	Kirby	Irish
3/4	Lipscomb	Herberholz	Dyal	McMurray	Green	Ware	Foster	Stanfield	Howell	Kirby	Irish
3/5	Lipscomb	Crotchfelt	LaRue	Hill	Green	Ware	Foster	Stanfield	Howell	Kirby	Irish
3/7	UAB	Vail	LaRue	Irish	Moss	Ware	Foster	Stanfield	Howell	Kirby	Peirce
3/8	at Jacksonville State	Copeland	Wright	Irish	Green	Ware	Foster	Bello	Stanfield	Kirby	Dyal
3/10	Southeastern	Bauman	LaRue	Irish	Green	Ware	Foster	Stanfield	Howell	Kirby	Dyal
3/11	Southeastern	Crotchfelt	LaRue	Irish	Moss	Ware	Green	Stanfield	Howell	Kirby	Bello
3/11	Southeastern	Herberholz	Dyal	Irish	Ware	Miller	Green	Stanfield	Howell	Kirby	Hill
3/14	Georgia Tech	Vail	LaRue	Irish	Ware	Miller	Green	Stanfield	Howell	Hall	Kirby
3/17	at Arkansas*										
3/18	at Arkansas*										
3/19	at Arkansas*										
3/21	vs. South Alabama										
3/23	Georgia*										
3/24	Georgia*										
3/25	Georgia*										
3/28	North Alabama										
3/31	at Florida*										
4/1	at Florida*										
4/2	at Florida*										
4/4	at UAB										
4/6	Texas A&M*										
4/7	Texas A&M*										
4/8	Texas A&M*										
4/11	at Georgia Tech										
4/14	at Alabama*										
4/15	at Alabama*										
4/16	at Alabama*										
4/18	Samford										
4/21	Mississippi State*										
4/22	Mississippi State*										
4/23	Mississippi State*										
4/25	Troy										
4/28	at South Carolina*										
4/29	at South Carolina*										
4/30	at South Carolina*										
5/5	LSU*										
5/6	LSU*										
5/7	LSU*										
5/9	vs. Samford										
5/11	at Ole Miss*										
5/12	at Ole Miss*										
5/13	at Ole Miss*										
5/16	Jacksonville State										
5/18	Missouri*										
5/19	Missouri*										
5/20	Missouri*										

* - SEC Game

2023 OVERALL STATS



**2023 Auburn Baseball
Overall Statistics for Auburn (as of Mar 14, 2023)
(All games Sorted by Batting avg)**



Record: 13-3-1 Home: 11-3-1 Away: 1-0 Neutral: 1-0 SEC: 0-0

Player	avg	gp-gs	ab	r	h	2b	3b	hr	rbi	tb	slg%	bb	hp	so	gdp	ob%	sf	sh	sb-att	po	a	e	fld%	
18 Irish, Ike	.465	17-17	71	17	33	12	1	0	17	47	.662	10	0	11	4	.531	0	0	1-1	40	2	0	1.000	
7 Foster, Cole	.442	14-14	52	16	23	3	0	2	17	32	.615	12	1	7	0	.554	0	1	1-3	12	41	1	.981	
8 Ware, Bryson	.435	17-17	62	17	27	7	1	7	21	57	.919	9	3	11	2	.513	2	2	1-1	10	26	2	.947	
3 Stanfield, Chris	.429	13-9	35	7	15	3	2	1	10	25	.714	3	3	6	0	.512	0	0	2-2	20	0	0	1.000	
5 Howell, Kason	.281	16-16	64	14	18	9	0	1	7	30	.469	5	3	13	0	.356	1	0	0-0	45	0	0	1.000	
14 Kirby, Justin	.266	17-17	64	19	17	5	1	7	20	45	.703	16	2	19	0	.427	0	0	2-2	19	1	0	1.000	
1 Green, Caden	.233	14-12	43	8	10	2	0	0	2	12	.279	6	1	8	2	.340	0	1	1-2	17	31	2	.960	
24 LaRue, Nate	.075	14-12	40	3	3	0	0	0	3	3	.075	6	0	17	0	.191	1	0	3-3	111	9	1	.992	

11 Miller, Gavin	.400	5-2	10	3	4	1	0	0	2	5	.500	4	1	3	0	.600	0	0	0-0	0	7	1	.875	
2 Hall, Josh	.364	13-2	11	4	4	0	0	0	4	4	.364	3	0	5	0	.500	0	0	1-1	3	1	0	1.000	
27 Peirce, Bobby	.344	9-8	32	6	11	1	0	1	9	15	.469	0	0	3	0	.333	1	0	0-0	17	0	1	.944	
6 Dyal, Ryan	.263	7-6	19	4	5	0	0	0	3	5	.263	3	1	3	0	.391	0	0	0-0	31	4	1	.972	
26 McMurray, Cooper	.250	7-7	20	8	5	0	0	2	6	11	.550	6	2	9	0	.464	0	0	0-0	49	1	1	.980	
16 Hill, Cam	.250	7-4	12	1	3	0	0	0	2	3	.250	4	0	3	2	.438	0	0	0-0	19	0	0	1.000	
31 Bello, Mike	.235	9-2	17	4	4	0	0	0	3	4	.235	2	0	4	0	.300	1	0	0-0	9	0	0	1.000	
9 Moss, Brody	.188	7-6	16	4	3	0	0	0	4	3	.188	5	1	3	0	.391	1	0	0-0	6	10	1	.941	
10 Wortham, Brody	.182	9-1	11	2	2	0	0	0	2	2	.182	2	1	2	0	.357	0	0	0-0	23	1	0	1.000	
4 Wright, Carter	.000	6-1	9	1	0	0	0	0	0	0	.000	2	1	2	2	.250	0	0	0-0	20	5	0	1.000	
Totals	.318	17	588	138	187	43	5	21	132	303	.515	98	20	129	12	.428	7	4	12-15	456	158	11	.982	
Opponents	.270	17	599	95	162	37	1	15	89	246	.411	64	17	163	5	.354	7	5	16-17	425	151	15	.975	

LOB - Team (154), Opp (141). DPs turned - Team (8), Opp (13). IBB - Team (3), Ware, B. 2, Foster, C. 1.

(All games Sorted by Earned run avg)

Player	era	w-l	app	gs	cg	sho	sv	ip	h	r	er	bb	so	2b	3b	hr	b/avg	wp	hp	bks	sfa	sha		
21 Vail, Tommy	0.63	2-0	5	3	0	0/0	0	14.1	2	1	1	6	18	1	0	0	.044	0	0	0	0	0		
41 Armstrong, John	2.76	4-0	8	0	0	0/0	1	16.1	7	5	5	5	15	1	0	1	.123	2	3	0	0	0		
25 Bauman, Tanner	2.81	1-0	5	2	0	0/0	0	16.0	16	6	5	6	16	3	1	1	.258	0	3	0	1	2		
33 Cannon, Will	3.00	1-0	7	0	0	0/0	3	12.0	15	6	4	6	14	4	0	1	.313	1	2	0	1	1		
77 Crotchfelt, Zach	4.41	0-0	4	2	0	0/0	0	16.1	13	8	8	9	16	2	0	1	.220	3	0	0	0	0		
46 Allsup, Chase	6.59	0-0	6	2	0	0/0	2	13.2	20	10	10	7	16	4	0	2	.351	1	2	0	1	1		
54 Copeland, Konner	7.11	1-0	5	2	0	0/0	0	12.2	18	10	10	2	14	8	0	1	.340	0	0	0	1	0		
29 Herberholz,Christia	9.26	0-1	5	3	0	0/0	0	11.2	21	14	12	4	12	7	0	3	.389	3	0	0	1	0		

45 Gonzalez, Joseph	0.00	1-0	1	1	0	0/0	0	5.0	2	0	0	0	1	1	0	0	.125	0	0	0	0	0		
20 Sheehan, Tommy	0.00	0-0	1	0	0	0/0	0	0.1	0	0	0	2	1	0	0	0	.000	0	1	0	0	0		
22 Murphy, Hayden	2.08	0-0	4	0	0	0/0	0	4.1	6	1	1	1	0	1	0	0	.333	0	1	0	0	1		
17 Horne, Trevor	2.84	0-0	5	0	0	0/0	0	6.1	5	2	2	1	6	0	0	1	.208	1	0	0	0	0		
23 Carlson, Parker	4.50	1-0	6	0	0	0/0	0	4.0	6	4	2	4	8	1	0	0	.316	1	2	0	1	0		
43 Isbell, Chase	7.94	2-1	7	1	0	0/0	0	11.1	14	10	10	4	18	0	0	3	.292	0	0	0	0	0		
12 Nelson, Drew	16.20	0-1	3	1	0	0/0	0	5.0	8	10	9	4	4	3	0	1	.364	1	2	0	1	0		
44 Olson, Ryan	21.60	0-0	3	0	0	0/0	0	1.2	6	4	4	2	3	0	0	0	.600	0	0	0	0	0		
47 Keshock, Cameron	36.00	0-0	2	0	0	0/0	0	1.0	3	4	4	1	1	1	0	0	.500	0	1	0	0	0		
Totals	5.15	13-3	17	17	0	0/0	6	152.0	162	95	87	64	163	37	1	15	.270	13	17	0	7	5		
Opponents	8.07	3-13	17	17	0	0/0	2	141.2	187	138	127	98	129	43	5	21	.318	16	20	2	7	4		

PB - Team (3), Wright, C. 2, LaRue, N. 1, Opp (1). Pickoffs - Team (2), LaRue, N. 1, Crotchfelt, Z 1. SBA/ATT - LaRue, N. (11-12), Dyal, R. (3-3), Olson, R. (2-2), Cannon, W. (2-2), Nelson, D. (2-2), Isbell, C. (2-2), Crotchfelt, Z (1-2), Wright, C. (2-2), Vail, T. (1-1), Bauman, T. (1-1), Allsup, C. (1-1), Carlson, P. (1-1), Murphy, H. (1-1), Herberholz, C (1-1), Horne, T. (1-1).

LAST FIVE GAMES



**2023 Auburn Baseball
Overall Statistics for Auburn (as of Mar 16, 2023)
(Last Five Sorted by Batting avg)**



Record: 3-2 Home: 2-2 Away: 1-0 SEC: 0-0

Player	avg	gp-gs	ab	r	h	2b	3b	hr	rbi	tb	slg%	bb	hp	so	gdp	ob%	sf	sh	sb-att	po	a	e	fld%	
7 Foster, Cole	.889	2-2	9	4	8	0	0	1	5	11	1.222	1	0	0	0	.900	0	0	0-1	3	8	1	.917	
3 Stanfield, Chris	.444	5-5	18	3	8	1	1	1	6	14	.778	2	2	3	0	.545	0	0	1-1	12	0	0	1.000	
18 Irish, Ike	.417	5-5	24	1	10	6	0	0	8	16	.667	2	0	7	2	.462	0	0	0-0	30	2	0	1.000	
11 Miller, Gavin	.375	3-2	8	3	3	1	0	0	2	4	.500	4	0	2	0	.583	0	0	0-0	0	6	0	1.000	
14 Kirby, Justin	.353	5-5	17	6	6	2	0	1	4	11	.647	8	1	3	0	.577	0	0	2-2	6	0	0	1.000	
5 Howell, Kason	.353	4-4	17	8	6	3	0	1	2	12	.706	4	0	5	0	.476	0	0	0-0	16	0	0	1.000	
1 Green, Caden	.200	5-5	20	2	4	1	0	0	1	5	.250	2	0	4	2	.273	0	0	1-2	10	9	1	.950	
8 Ware, Bryson	.200	5-5	20	3	4	1	0	0	2	5	.250	4	1	5	0	.346	1	0	0-0	5	7	0	1.000	
31 Bello, Mike	.200	3-2	10	1	2	0	0	0	2	2	.200	1	0	2	0	.250	1	0	0-0	4	0	0	1.000	
6 Dyal, Ryan	.182	3-3	11	1	2	0	0	0	0	2	.182	1	0	3	0	.250	0	0	0-0	10	1	1	.917	
24 LaRue, Nate	.000	4-3	10	1	0	0	0	0	0	0	.000	1	0	6	0	.091	0	0	0-0	25	3	0	1.000	

2 Hall, Josh	.500	3-1	6	1	3	0	0	0	2	3	.500	1	0	3	0	.571	0	0	0-0	2	0	0	1.000	
16 Hill, Cam	.333	2-1	3	0	1	0	0	0	0	1	.333	1	0	1	1	.500	0	0	0-0	0	0	0	.000	
10 Wortham, Brody	.250	3-0	4	0	1	0	0	0	1	1	.250	0	0	1	0	.250	0	0	0-0	0	0	0	.000	
4 Wright, Carter	.000	3-1	6	1	0	0	0	0	0	0	.000	2	0	2	1	.250	0	0	0-0	15	2	0	1.000	
9 Moss, Brody	.000	2-1	3	0	0	0	0	0	0	0	.000	0	0	1	0	.000	0	0	0-0	2	1	1	.750	
27 Peirce, Bobby	.000	1-0	1	0	0	0	0	0	0	0	.000	0	0	0	0	.000	0	0	0-0	0	0	0	.000	
Totals	.310	5	187	35	58	15	1	4	35	87	.465	34	4	48	6	.423	2	0	4-6	144	47	4	.979	
Opponents	.313	5	201	31	63	17	0	1	29	83	.413	15	7	50	2	.378	2	1	8-9	140	43	3	.984	

LOB - Team (52), Opp (51). DPs turned - Team (3), Opp (6). IBB - Team (1), Ware, B. 1.

(Last Five Sorted by Earned run avg)

Player	era	w-l	app	gs	cg	sho	sv	ip	h	r	er	bb	so	2b	3b	hr	b/avg	wp	hp	bks	sfa	sha		
77 Crotchfelt, Zach	0.00	0-0	1	1	0	0/0	0	5.0	3	0	0	3	5	1	0	0	.200	1	0	0	0	0		
25 Bauman, Tanner	1.50	0-0	2	1	0	0/0	0	6.0	10	1	1	1	5	1	0	0	.370	0	1	0	0	1		
41 Armstrong, John	2.08	0-0	2	0	0	0/0	1	4.1	3	1	1	1	3	0	0	0	.188	1	3	0	0	0		
17 Horne, Trevor	2.45	0-0	3	0	0	0/0	0	3.2	3	1	1	1	3	0	0	0	.214	0	0	0	0	0		
33 Cannon, Will	4.50	0-0	3	0	0	0/0	1	6.0	8	5	3	2	8	3	0	1	.320	1	1	0	0	0		
43 Isbell, Chase	6.23	2-1	3	0	0	0/0	0	4.1	4	3	3	2	5	0	0	0	.235	0	0	0	0	0		
54 Copeland, Konner	7.11	0-0	2	1	0	0/0	0	6.1	8	5	5	2	7	4	0	0	.308	0	0	0	0	0		

23 Carlson, Parker	0.00	1-0	2	0	0	0/0	0	1.2	1	0	0	1	2	0	0	0	.200	0	1	0	1	0		
47 Keshock, Cameron	0.00	0-0	1	0	0	0/0	0	1.0	1	0	0	0	1	1	0	0	.250	0	0	0	0	0		
22 Murphy, Hayden	0.00	0-0	1	0	0	0/0	0	0.2	1	0	0	0	0	0	0	0	.250	0	0	0	0	0		
12 Nelson, Drew	3.38	0-0	1	0	0	0/0	0	2.2	2	2	1	1	3	1	0	0	.222	0	1	0	1	0		
29 Herberholz, Christia	8.10	0-1	2	1	0	0/0	0	3.1	7	4	3	1	4	3	0	0	.389	3	0	0	0	0		
21 Vail, Tommy	9.00	0-0	1	1	0	0/0	0	1.0	1	1	1	0	1	1	0	0	.250	0	0	0	0	0		
46 Allsup, Chase	27.00	0-0	2	0	0	0/0	0	1.2	8	5	5	0	2	2	0	0	.615	0	0	0	0	0		
44 Olson, Ryan	81.00	0-0	1	0	0	0/0	0	0.1	3	3	3	0	1	0	0	0	.750	0	0	0	0	0		
Totals	5.06	3-2	5	5	0	0/0	2	48.0	63	31	27	15	50	17	0	1	.313	6	7	0	2	1		
Opponents	6.56	2-3	5	5	0	0/0	2	46.2	58	35	34	34	48	15	1	4	.310	3	4	0	2	0		

PB - Team (3), Wright, C. 2, LaRue, N. 1. Pickoffs - Team (1), Crotchfelt, Z 1. SBA/ATT - LaRue, N. (5-6), Dyal, R. (3-3), Nelson, D. (2-2), Herberholz, C (1-1), Bauman, T. (1-1), Murphy, H. (1-1), Isbell, C. (1-1), Cannon, W. (1-1), Horne, T. (1-1), Crotchfelt, Z (0-1).

2023 GAME SUMMARY



**2023 Auburn Baseball
Games Summary for Auburn (as of Mar 14, 2023)
(All games)**



Score by innings	1	2	3	4	5	6	7	8	9	EX	Total
Auburn	22	13	20	17	15	22	9	11	8	1	138
Opponents	13	5	16	15	5	16	6	12	7	0	95

Record when ...

Overall	13-3-1	After 6 leading	9-1-1
Conference	0-0 trailing	3-2
Non-Conference	13-3-1 tied	1-0
Home games	11-3-1	After 7 leading	8-1
Away games	1-0 trailing	2-2
Neutral site	1-0 tied	1-0-1
Day games	5-3-1	After 8 leading	9-0
Night games	8-0 trailing	0-3
vs Left starter	3-0 tied	2-0-1
vs Right starter	10-3-1		
1-Run games	3-1	Hit 0 home runs	2-0
2-Run games	1-0	... 1 home run	8-3
5+Run games	5-2	... 2+ home runs	3-0-1
Extra innings	1-0		
Shutouts	0-0	Opponent 0 home runs	7-1
	 1 home run	4-2
	 2+ HRs	2-0-1
Scoring 0-2 runs	0-1		
..... 3-5 runs	3-1		
..... 6-9 runs	5-1	Made 0 errors	7-1
..... 10+ runs	5-0-1 1 error	5-1-1
	 2+ errors	1-1
Opponent 0-2 runs	4-0		
..... 3-5 runs	5-0	Opp. made 0 errors	6-2
..... 6-9 runs	2-2 1 error	3-1
..... 10+ runs	2-1-1 2+ errors	4-0-1
Scored in 1st inning	4-0-1	Out-hit opponent	11-0
Opp. scored in 1st	3-2-1	Out-hit by opponent	1-3
Scores first	7-1	Hits are tied	1-0-1
Opp. scores first	6-2-1		

Record when team scores:

Runs	0	1	2	3	4	5	6	7	8	9	10+
W-L	0-0	0-0	0-1	0-1	2-0	1-0	2-0	2-1	1-0	0-0	5-0

Record when opponent scores:

Runs	0	1	2	3	4	5	6	7	8	9	10+
W-L	0-0	4-0	0-0	4-0	1-0	0-0	1-0	0-0	1-2	0-0	2-1

Record when leading after:

Inn.	1	2	3	4	5	6	7	8
W-L	4-0	4-1	6-1	8-1	8-1	9-1	8-1	9-0

Record when trailing after:

Inn.	1	2	3	4	5	6	7	8
W-L	3-2	3-2	3-2	3-2	3-2	3-2	2-2	0-3

Record when tied after:

Inn.	1	2	3	4	5	6	7	8
W-L	6-1	6-0	4-0	2-0	2-0	1-0	1-0	2-0

Current winning streak: 1
 Longest winning streak: 10
 Longest losing streak: 2

Home attendance : 50269 (15 dates avg = 3351)
 Away attendance : 7436 (2 dates avg = 3718)
 Total attendance: 57705 (17 dates avg = 3394)

LAST FIVE GAMES



**Individual Career History
vs Arkansas**



Allsup, Chase

Year	avg	gp-gs	ab	r	h	2b	3b	hr	rbi	tb	slg%	bb	hbp	so	gdp	ob%	sf	sh	sb-att	po	a	e	fld%
------	-----	-------	----	---	---	----	----	----	-----	----	------	----	-----	----	-----	-----	----	----	--------	----	---	---	------

Year	era	w-l	app	gs	cg	sho	sv	ip	h	r	er	bb	so	2b	3b	hr	bf	bavg	wp	hbp	bk	sfa	sha
2022	9.00	0-0	3	0	0	0/0	0	3.0	4	3	3	4	1	1	0	0	15	.400	1	1	0	0	0
TOTAL	9.00	0-0	3	0	0	0/0	0	3.0	4	3	3	4	1	1	0	0	15	.400	1	1	0	0	0

Armstrong, John

Year	avg	gp-gs	ab	r	h	2b	3b	hr	rbi	tb	slg%	bb	hbp	so	gdp	ob%	sf	sh	sb-att	po	a	e	fld%
------	-----	-------	----	---	---	----	----	----	-----	----	------	----	-----	----	-----	-----	----	----	--------	----	---	---	------

2022	.000	0-0	0	0	0	0	0	0	0	0	.000	0	0	0	0	.000	0	0	0-0	0	1	0	1.000
TOTAL	.000	0-0	0	0	0	0	0	0	0	0	.000	0	0	0	0	.000	0	0	0-0	0	1	0	1.000

Year	era	w-l	app	gs	cg	sho	sv	ip	h	r	er	bb	so	2b	3b	hr	bf	bavg	wp	hbp	bk	sfa	sha
------	-----	-----	-----	----	----	-----	----	----	---	---	----	----	----	----	----	----	----	------	----	-----	----	-----	-----

2022	9.82	0-0	2	0	0	0/0	0	3.2	4	4	4	2	5	2	0	1	16	.308	0	0	0	1	0
TOTAL	9.82	0-0	2	0	0	0/0	0	3.2	4	4	4	2	5	2	0	1	16	.308	0	0	0	1	0

Bello, Mike

Year	avg	gp-gs	ab	r	h	2b	3b	hr	rbi	tb	slg%	bb	hbp	so	gdp	ob%	sf	sh	sb-att	po	a	e	fld%
------	-----	-------	----	---	---	----	----	----	-----	----	------	----	-----	----	-----	-----	----	----	--------	----	---	---	------

2022	.000	2-1	3	0	0	0	0	0	0	0	.000	0	0	1	0	.000	0	0	0-0	3	0	0	1.000
TOTAL	.000	2-1	3	0	0	0	0	0	0	0	.000	0	0	1	0	.000	0	0	0-0	3	0	0	1.000

Copeland, Konner

Year	avg	gp-gs	ab	r	h	2b	3b	hr	rbi	tb	slg%	bb	hbp	so	gdp	ob%	sf	sh	sb-att	po	a	e	fld%
------	-----	-------	----	---	---	----	----	----	-----	----	------	----	-----	----	-----	-----	----	----	--------	----	---	---	------

Year	era	w-l	app	gs	cg	sho	sv	ip	h	r	er	bb	so	2b	3b	hr	bf	bavg	wp	hbp	bk	sfa	sha
2022	27.00	0-0	1	0	0	0/0	0	1.1	2	4	4	2	1	0	0	2	9	.333	0	1	0	0	0
TOTAL	27.00	0-0	1	0	0	0/0	0	1.1	2	4	4	2	1	0	0	2	9	.333	0	1	0	0	0

Dyal, Ryan

Year	avg	gp-gs	ab	r	h	2b	3b	hr	rbi	tb	slg%	bb	hbp	so	gdp	ob%	sf	sh	sb-att	po	a	e	fld%
------	-----	-------	----	---	---	----	----	----	-----	----	------	----	-----	----	-----	-----	----	----	--------	----	---	---	------

2021	.000	2-1	2	0	0	0	0	0	0	0	.000	2	0	1	0	.500	0	0	0-0	5	1	0	1.000
TOTAL	.000	2-1	2	0	0	0	0	0	0	0	.000	2	0	1	0	.500	0	0	0-0	5	1	0	1.000

Foster, Cole

Year	avg	gp-gs	ab	r	h	2b	3b	hr	rbi	tb	slg%	bb	hbp	so	gdp	ob%	sf	sh	sb-att	po	a	e	fld%
------	-----	-------	----	---	---	----	----	----	-----	----	------	----	-----	----	-----	-----	----	----	--------	----	---	---	------

2022	.200	4-4	10	2	2	1	0	0	3	3	.300	3	1	2	0	.400	1	0	1-1	4	11	1	.938
TOTAL	.200	4-4	10	2	2	1	0	0	3	3	.300	3	1	2	0	.400	1	0	1-1	4	11	1	.938

2023 GAME SUMMARY



Individual Career History vs Arkansas

Gonzalez, Joseph

Year	avg	gp-gs	ab	r	h	2b	3b	hr	rbi	tb	slg%	bb	hbp	so	gdp	ob%	sf	sh	sb-att	po	a	e	fld%
2021	.000	0-0	0	0	0	0	0	0	0	0	.000	0	0	0	0	.000	0	0	0-0	0	1	0	1.000
2022	.000	0-0	0	0	0	0	0	0	0	0	.000	0	0	0	0	.000	0	0	0-0	0	1	0	1.000
TOTAL	.000	0-0	0	0	0	0	0	0	0	0	.000	0	0	0	0	.000	0	0	0-0	0	2	0	1.000

Year	era	w-l	app	gs	cg	sho	sv	ip	h	r	er	bb	so	2b	3b	hr	bf	bavq	wp	hbp	bk	sfa	sha
2021	3.60	0-0	1	1	0	0/0	0	5.0	2	2	2	5	1	0	0	0	21	.133	0	1	0	0	0
2022	16.88	0-1	1	1	0	0/0	0	2.2	9	5	5	0	0	3	0	1	17	.529	0	0	0	0	0
TOTAL	8.22	0-1	2	2	0	0/0	0	7.2	11	7	7	5	1	3	0	1	38	.344	0	1	0	0	0

Hill, Cam

Year	avg	gp-gs	ab	r	h	2b	3b	hr	rbi	tb	slg%	bb	hbp	so	gdp	ob%	sf	sh	sb-att	po	a	e	fld%
2021	.000	1-1	4	0	0	0	0	0	0	0	.000	0	0	1	0	.000	0	0	0-0	0	0	0	.000
2022	.100	3-2	10	0	1	0	0	0	0	1	.100	0	0	4	0	.100	0	0	0-0	0	0	0	.000
TOTAL	.071	4-3	14	0	1	0	0	0	0	1	.071	0	0	5	0	.071	0	0	0-0	0	0	0	.000

Howell, Kason

Year	avg	gp-gs	ab	r	h	2b	3b	hr	rbi	tb	slg%	bb	hbp	so	gdp	ob%	sf	sh	sb-att	po	a	e	fld%
2019	.182	3-3	11	0	2	0	0	0	0	2	.182	4	0	3	1	.400	0	1	0-0	9	0	0	1.000
2021	.091	3-3	11	1	1	0	0	0	0	1	.091	0	0	3	0	.091	0	1	0-0	14	0	0	1.000
2022	.200	4-4	15	2	3	0	0	0	1	3	.200	0	1	4	0	.250	0	0	2-2	11	0	0	1.000
TOTAL	.162	10-10	37	3	6	0	0	0	1	6	.162	4	1	10	1	.262	0	2	2-2	34	0	0	1.000

Isbell, Chase

Year	avg	gp-gs	ab	r	h	2b	3b	hr	rbi	tb	slg%	bb	hbp	so	gdp	ob%	sf	sh	sb-att	po	a	e	fld%
2022	.000	0-0	0	0	0	0	0	0	0	0	.000	0	0	0	0	.000	0	0	0-0	0	1	0	1.000
TOTAL	.000	0-0	0	0	0	0	0	0	0	0	.000	0	0	0	0	.000	0	0	0-0	0	1	0	1.000

Year	era	w-l	app	gs	cg	sho	sv	ip	h	r	er	bb	so	2b	3b	hr	bf	bavq	wp	hbp	bk	sfa	sha
2022	2.25	0-0	2	0	0	0/0	0	4.0	2	1	1	2	6	0	0	0	16	.167	0	1	0	1	0
TOTAL	2.25	0-0	2	0	0	0/0	0	4.0	2	1	1	2	6	0	0	0	16	.167	0	1	0	1	0

LaRue, Nate

Year	avg	gp-gs	ab	r	h	2b	3b	hr	rbi	tb	slg%	bb	hbp	so	gdp	ob%	sf	sh	sb-att	po	a	e	fld%
2021	.000	2-2	5	0	0	0	0	0	1	0	.000	1	0	3	0	.143	1	0	0-0	8	0	0	1.000
2022	.143	4-4	14	1	2	2	0	0	0	4	.286	0	0	10	0	.143	0	0	0-0	34	4	0	1.000
TOTAL	.105	6-6	19	1	2	2	0	0	1	4	.211	1	0	13	0	.143	1	0	0-0	42	4	0	1.000

Peirce, Bobby

Year	avg	gp-gs	ab	r	h	2b	3b	hr	rbi	tb	slg%	bb	hbp	so	gdp	ob%	sf	sh	sb-att	po	a	e	fld%
2022	.188	4-4	16	2	3	0	0	2	4	9	.563	1	0	3	2	.235	0	0	1-1	8	2	0	1.000
TOTAL	.188	4-4	16	2	3	0	0	2	4	9	.563	1	0	3	2	.235	0	0	1-1	8	2	0	1.000

LAST FIVE GAMES



**Individual Career History
vs Arkansas**

Sheehan, Tommy

Year	avg	gp-gs	ab	r	h	2b	3b	hr	rbi	tb	slg%	bb	hbp	so	gdp	ob%	sf	sh	sb-att	po	a	e	fld%
2022	.000	0-0	0	0	0	0	0	0	0	0	.000	0	0	0	0	.000	0	0	0-0	0	0	1	.000
TOTAL	.000	0-0	0	0	0	0	0	0	0	0	.000	0	0	0	0	.000	0	0	0-0	0	0	1	.000

Year	era	w-l	app	gs	cq	sho	sv	ip	h	r	er	bb	so	2b	3b	hr	bf	bavg	wp	hbp	bk	sfa	sha
2022	0.00	0-0	2	0	0	0/0	0	1.2	1	1	0	2	1	0	0	0	9	.167	0	0	0	1	0
TOTAL	0.00	0-0	2	0	0	0/0	0	1.2	1	1	0	2	1	0	0	0	9	.167	0	0	0	1	0

Ware, Bryson

Year	avg	gp-gs	ab	r	h	2b	3b	hr	rbi	tb	slg%	bb	hbp	so	gdp	ob%	sf	sh	sb-att	po	a	e	fld%
2021	.000	2-2	7	0	0	0	0	0	0	0	.000	1	0	3	0	.125	0	0	0-0	0	0	0	.000
2022	.000	1-1	3	0	0	0	0	0	0	0	.000	0	0	2	0	.000	0	0	0-0	1	0	0	1.000
TOTAL	.000	3-3	10	0	0	0	0	0	0	0	.000	1	0	5	0	.091	0	0	0-0	1	0	0	1.000

TV/RADIO ROSTER



1 CADEN GREEN



2 JOSH HALL




3 CHRIS STANFIELD



4 CARTER WRIGHT



5 KASON HOWELL



6 RYAN DYAL



7 COLE FOSTER



8 BRYSON WARE



9 BRODY MOSS



10 BRODY WORTHAM



11 GAVIN MILLER



12 DREW NELSON




14 JUSTIN KIRBY




16 CAM HILL



17 TREVOR HORNE



18 IKE IRISH



20 TOMMY SHEEHAN



21 TOMMY VAIL



22 HAYDEN MURPHY



23 PARKER CARLSON



24 NATE LARUE



25 TANNER BAUMAN




26 COOPER MCMURRAY




27 BOBBY PEIRCE




28 ELLIOT BRAY



29 CHRISTIAN HERBERHOLZ



31 MIKE BELLO



33 WILL CANNON



37 MASON LAND



41 JOHN ARMSTRONG



43 CHASE ISBELL



44 RYAN OLSON




45 JOSEPH GONZALEZ



46 CHASE ALLSUP




47 CAMERON KESHOCK



51 TY MAULDIN



54 KONNER COPELAND



77 ZACH CROTCHFELT



30 BUTCH THOMPSON



36 KARL NONEMAKER



39 GABE GROSS



40 DARON SCHOENROCK