

20 OLE MISS BASEBALL 21 GAME NOTES

OleMissSports.com • OleMissStats.com • OleMissGameday.com • @OleMissBSB • @CoachMikeBianco
Media Contact: Alex Sims • apsims@olemiss.edu

2021 SCHEDULE

DAY	DATE	OPPONENT	RESULT/TIME
Sat.	Feb. 20	vs. #10 TCU#	W, 7-3
Sun.	Feb. 21	vs. #3 Texas Tech#	W, 5-4
Mon.	Feb. 22	vs. #9 Texas#	W, 8-1
Wed.	Feb. 24	ARKANSAS STATE	W, 12-1
Fri.	Feb. 26	UCF	L, 2-3
Sat.	Feb. 27	UCF	W, 6-5
Sat.	Feb. 27	UCF	L, 2-7
Tue.	Mar. 2	MEMPHIS	W, 16-4
Wed.	Mar. 3	JACKSON STATE	W, 12-1 (7)
Fri.	Mar. 5	BELMONT	W, 12-4
Sat.	Mar. 6	BELMONT	W, 4-3
Sun.	Mar. 7	BELMONT	W, 8-7
Tue.	Mar. 9	ALCORN STATE	W, 11-1 (8)
Fri.	Mar. 12	ULM	W, 10-1
Sat.	Mar. 13	ULM	W, 6-5
Sun.	Mar. 14	ULM	L, 3-8
Tue.	Mar. 16	at Louisiana Tech	L, 1-13
Wed.	Mar. 17	at Louisiana Tech	Canceled
Fri.	Mar. 19	AUBURN*	6:30 p.m.
Sat.	Mar. 20	AUBURN*	1:30 p.m.
Sun.	Mar. 21	AUBURN*	1:30 p.m.
Tue.	Mar. 23	CENTRAL ARKANSAS	6:30 p.m.
Fri.	Mar. 26	at Alabama*	6 p.m.
Sat.	Mar. 27	at Alabama*	6 p.m.
Sun.	Mar. 28	at Alabama*	1 p.m.
Tue.	Mar. 30	NORTH ALABAMA	4 p.m.
Thu.	Apr. 1	at Florida*	7 p.m.
Fri.	Apr. 2	at Florida*	5:30 p.m.
Sat.	Apr. 3	at Florida*	Noon
Tue.	Apr. 6	ALCORN STATE	6:30 p.m.
Fri.	Apr. 9	ARKANSAS*	6 p.m.
Sat.	Apr. 10	ARKANSAS*	4 p.m.
Sun.	Apr. 11	ARKANSAS*	1:30 p.m.
Tue.	Apr. 13	AUSTIN PEAY	6:30 p.m.
Fri.	Apr. 16	at Mississippi State*	6 p.m.
Sat.	Apr. 17	at Mississippi State*	2 p.m.
Sun.	Apr. 18	at Mississippi State*	1 p.m.
Tue.	Apr. 20	LITTLE ROCK	6:30 p.m.
Thu.	Apr. 22	LSU*	7 p.m.
Fri.	Apr. 23	LSU*	6:30 p.m.
Sat.	Apr. 24	LSU*	Noon
Fri.	Apr. 30	SOUTH CAROLINA*	6:30 p.m.
Sat.	May 1	SOUTH CAROLINA*	6 p.m.
Sun.	May 2	SOUTH CAROLINA*	Noon
Tue.	May 4	ARKANSAS STATE	6:30 p.m.
Fri.	May 7	at Texas A&M*	6:30 p.m.
Sat.	May 8	at Texas A&M*	11 a.m.
Sun.	May 9	at Texas A&M*	2 p.m.
Tue.	May 11	LITTLE ROCK	6:30 p.m.
Fri.	May 14	VANDERBILT*	6 p.m.
Sat.	May 15	VANDERBILT*	4 p.m.
Sun.	May 16	VANDERBILT*	1:30 p.m.
Tue.	May 18	UT MARTIN	6:30 p.m.
Thu.	May 20	at Georgia*	6 p.m.
Fri.	May 21	at Georgia*	6 p.m.
Sat.	May 22	at Georgia*	1 p.m.
	May 25-30	SEC Tournament	TBD
	June 4-7	NCAA Regionals	TBD
	June 11-14	NCAA Super Regionals	TBD
	June 19-30	College World Series	TBD

- State Farm College Baseball Showdown (Globe Life Field - Arlington, Texas)
* - Southeastern Conference game
HOME GAMES INDICATED IN BOLD AND CAPS

GAMES 18-20 AUBURN



No. 4 Ole Miss REBELS

(13-4, 0-0 SEC)

Head Coach: Mike Bianco
At Ole Miss: 780-444-1 (21st)
Career: 880-515-1 (24th)



Auburn TIGERS

(11-5, 0-0 SEC)

Head Coach: Butch Thompson
At Auburn: 165-120 (6th)
Career: 204-141 (7th)

SERIES INFO

Dates: Mar. 19-21

First Pitch: 6:30 | 1:30 | 1:30

Location: Oxford, Miss.

Venue: Oxford-University Stadium/Swayze Field

Dimensions: LF-330, CF-390, RF-330 (11,477)

Live Stream: SEC Network+

Play by Play: Will Kollmeyer (Fri.)

Play by Play: Richard Cross (Sat./Sun.)

Analyst: Matt McLaughlin

Radio: Ole Miss Radio Network/TuneIn App

Play by Play: Eli Savoie (Fri.)

Play by Play: David Kellum (Sat./Sun.)

Analyst: Brad Henderson

Series History: Ole Miss leads 91-88

Last Meeting: Apr. 18-20, 2019 (in Auburn)

Results: L, 4-7 | W, 5-3 | L, 5-6 (10)

Last in Oxford: May 10-12, 2018

Results: W, 5-4 | W, 8-3 | W, 10-3

LEADING OFF

- Ole Miss enters the midweek at 13-4 after going 3-1 last week with a midweek win over Alcorn State and wins on Friday and Saturday over ULM to secure its second straight series victory.
- The Rebels begin SEC play at home against Auburn. Ole Miss is 91-88 in the all-time series. The Tigers took the last meeting, in 2019 in Auburn, by way of a 10th-inning walk-off in Game 3.
- Ole Miss is 11-8 in SEC Opening Weekend series in the Mike Bianco era, including four straight series wins. The Rebels are also 11-8 in SEC home-opening series and 11-8 in SEC opening-night games in that span.
- The Rebels remain in the top five nationally, earning a high ranking this week of No. 4 from Baseball America, D1Baseball, Collegiate Baseball and USA Today/Coaches.
- Gunnar Hognlund leads the nation in strikeouts with 42. Last week vs. ULM, Hognlund struck out 14, two shy of the program record and the most since Drew Pomeranz struck out 15 in 2010.
- Kevin Graham led the SEC with a .571 batting average last week, going 8-for-14 in four games with five runs scored, a double and two home runs, including a walk-off homer on Saturday vs. ULM.
- Tim Elko continued his hot streak at the plate last week, hitting .467 with eight runs scored, three doubles, two home runs and 10 RBI, including his first career grand slam. He is third in the SEC in RBI and home runs, ranking seventh and eighth in the nation in those categories, respectively.

PROJECTED STARTING LINEUP

POSITION PLAYERS

Pos.	No.	Name	Yr.	B/T	GP-GS	Avg.	R	H	2B	3B	HR	RBI	Of Note:
C	13	Hayden Dunhurst	So.	L/R	16-16	.313	17	15	1	0	2	10	Eighth in the SEC, 32nd nationally in walks
1B	14	Trey LaFleur	So.	L/L	11-6	.174	2	4	1	0	2	11	At CBB Showdown: 3 GS, .273, 2B, HR
2B	1	Peyton Chatagnier	So.	R/R	7-7	.370	6	10	5	0	0	3	Vs. ULM: 5-for-12 (.417), 3 R, 2B
3B	25	Tim Elko	*Sr.	R/R	17-17	.333	18	20	4	0	7	24	Third in SEC, Top 10 nationally in HR, RBI
SS	7	Jacob Gonzalez	Fr.	L/R	17-17	.302	15	19	1	1	2	10	Last wk: 7-for-14 (.500), 3 R, HR, 2 RBI
LF	35	Kevin Graham	Jr.	L/R	17-17	.355	18	22	3	0	4	19	Led SEC w/ .517 BA last week; Hit walk-off HR
CF	8	Justin Bench	Jr.	R/R	17-17	.292	16	19	2	1	2	13	Sixth nationally, second in SEC w/ 8 HBP
RF	9	Hayden Leatherwood	*Sr.	L/R	17-17	.250	8	13	2	0	1	10	Last wk: .333, 4 H, 2 R, 2B, 2 RBI
DH	33	Ben Van Cleve	*Sr.	R/R	13-12	.263	5	10	3	0	0	4	Last wk: 4-for-9 (.444), RBI, 1 SF

ON THE MOUND

Pos.	No.	Name	Yr.	App-GS	W-L	ERA	IP	H	ER	BB	SO	Avg.	Of Note:
RHP	17	Gunnar Hognlund	Jr.	4-4	2-0	3.04	23.2	16	8	6	42	.186	No. 1 in the nation in strikeouts
RHP	21	Drew McDaniel	So.	4-3	2-0	1.80	15.0	12	3	4	18	.207	1st wknd start vs. ULM: 5.2 IP, 4 H, 1 ER, 0 BB, 5 K
RHP	2	Derek Diamond	So.	4-4	1-2	5.21	19.0	21	11	5	23	.280	Making ninth straight Sunday start

MEDIA INFO**CREDENTIALS**

Due to social distancing guidelines, press box capacity is limited. Due to capacity restrictions, there will be no season-long credentials. Requests for credentials must be sent to Alex Sims (apsims@olemiss.edu) at least 24 hours prior to each game. Please only submit credential requests for games you are sure to attend. Priority will be given to media outlets and members who regularly cover Ole Miss baseball.

PARKING

Media parking will once again be in Lot A, adjacent to the Main Athletics Building off of Gertrude Ford Blvd. When you are approved for single-game credentials, you will also be added to the pass list for Lot A.

CREDENTIAL PICK-UP/STADIUM ENTRANCE

Credentials can be picked up on gameday at the Oxford-University Stadium will call window to the left of the main gate. Gates open one hour prior to first pitch for midweek games and two hours prior to weekend games, including Thursday games of weekend series. Outside of ADA considerations, media members are not permitted to utilize the elevator or enter the Diamond Club area. Media members can access the press box using the stairs between Section M and N.

FACE COVERINGS

Social distancing guidelines apply. Face coverings are required at all times unless actively eating or drinking.

GAME MATERIALS/MEDIA HUB

Per SEC guidelines, all materials, other than scorecards, will be distributed digitally. Scorecards will be available in the press box on gameday. All other materials (game notes, statistics, rosters, pregame lineups, postgame box scores, etc.) will not be printed and will be uploaded at OleMissSports.com/media. The login credentials for the media hub will be distributed to credentialed media only. To request login credentials, contact Alex Sims (apsims@olemiss.edu).

FTP

Ole Miss offers free FTP downloads of game highlights and interviews with coaches and players for television stations to use during regularly scheduled news/sportscasts. To access the Ole Miss FTP site, please contact Seth Austin at 662-915-2954 or saustin@olemiss.edu. Press conferences, media opportunities, practices and any form of competition may not be broadcast live without prior consent of the athletics department. Content attained via FTP should be credited to Ole Miss Sports Productions.

POSTGAME MEDIA

In accordance with SEC guidelines, all postgame media interviews will be conducted virtually. Links to the postgame Zoom press conference with head coach Mike Bianco and select student-athletes will be posted on the Ole Miss baseball media hub. If available, visiting team postgame media links will also be posted on the media hub.

PHOTOGRAPHY/VIDEOGRAPHY

Due to social distancing guidelines, there will be a six-foot buffer zone, starting from where the Swayze Field grass meets the warning track. There is also a six-foot buffer zone around each dugout. In accordance with these buffer zones, photographers and videographers will be permitted to shoot from the grandstands only. All photographers and videographers shall maintain a physical distance and wear a face covering at all times. To prevent congestion in the stands, distribution of photo and video credentials will be limited outside of institutional media. Pool photography will be provided for at least one game of each SEC series.

FAN INFO**GENERAL GAMEDAY INFORMATION**

Full season ticket orders are being filled for all fans that renewed prior to the February 1 deadline. No new season ticket orders are being accepted at this time. Single-game tickets will not be available this weekend, but there will be opportunities over the course of the season and increasing each game.

Season ticket holders will receive an email regarding seat and parking locations. Left field will return to previous operations with fans bringing their own chairs and BBQ areas reopened.

Season ticket holders that are unable to make the Belmont or future series are reminded to transfer their tickets to a friend or utilize the Rebel Ticket Exchange Group on Facebook.

The student ticket number is doubling, and the allotment is also expected to grow over the course of the season. Tickets will continue to go on sale the Monday of each game week at 8 a.m. Portable chairs will be provided in right field, and no tents or personal chairs are allowed.

Fans are required to wear a face covering upon entry into the facility, while in transit around the stadium and may only remove them when at their seat. Other existing safety measures include hand sanitizer stations, touchless transactions, mobile tickets, grab-and-go concessions options, frequent disinfecting the facility and more. In addition, no fan should enter a venue if they display any COVID-19 symptoms.

Complete gameday information will be available at www.OleMissGameday.com/Baseball.

QUICK FACTS**UNIVERSITY**

Name University of Mississippi (Ole Miss)
 Location Oxford, Miss.
 Founded Nov. 6, 1848
 Enrollment 21,676
 Nickname Rebels
 Colors Cardinal Red & Navy Blue
 Conference Southeastern (West)
 Chancellor Dr. Glenn Boyce
 Vice Chancellor for Intercollegiate Athletics Keith Carter
 Faculty Athletics Representative Ron Rychlak

STADIUM INFO

Home Stadium O-U Stadium/Swayze Field
 Capacity 11,477
 Dimensions LF-330, CF-390, RF-330

COACHING/SUPPORT STAFF

Head Coach Mike Bianco
 Alma Mater LSU, 1989
 Record at Ole Miss 780-444-1
 Year at Ole Miss 21st
 Overall Record (23 Years) 880-515-1
 Assistant Coach Carl Lafferty
 Alma Mater Ole Miss, 2004
 Year at Ole Miss 15th
 Assistant Coach Mike Clement
 Alma Mater Morningside College, 2002
 Year at Ole Miss 7th
 Volunteer Assistant Coach Chris Cleary
 Alma Mater Menlo, 2012
 Year at Ole Miss 3rd

PROGRAM HISTORY

First Year of Baseball 1893
 All-Time Record (119 Seasons) 2253-1615-20 (.580)
 All-Time SEC Record 850-959-2 (.471)
 SEC Championships 25
 NCAA Tournament Appearances 23
 NCAA Tournament Record 58-50 (.537)
 NCAA Regional Championships 10
 NCAA Super Regional Appearances 6
 College World Series Appearance 5

TEAM INFORMATION

2019 Overall Record 16-1 (.941)
 2019 SEC Record (Finish) 0-0 (N/A)
 2019 NCAA Postseason N/A
 Letterwinners Returning/Lost 28/3
 Position Starters Returning/Lost 7/2
 Pitchers Returning/Lost 8/1
 Newcomers 13

COMMUNICATIONS

Baseball Contact Alex Sims
 Email apsims@olemiss.edu
 Phone 662-816-9610
 Secondary Contact Davis McCool
 Email dcmccool@go.olemiss.edu

ON THE WEB

Baseball Twitter @OleMissBSB
 Baseball Instagram @OleMissBSB
 Baseball Facebook OleMissBaseball
 Athletics Website OleMissSports.com
 Gameday Fan Info OleMissGameday.com

2021 ROSTER

NUMERICAL

NO.	NAME	POS.	B/T	HT./WT.	YR.-EXP.	HOMETOWN/PREVIOUS SCHOOL
1	Peyton Chatagnier	IF/OF	R/R	5-10/175	So.-1L	Cypress, Texas/Cy-Fair
2	Derek Diamond	RHP/IF	R/R	6-2/200	So.-1L	Ramona, Calif./Ramona
3	Hudson Sapp	OF	L/L	5-10/190	Fr.-HS	Dawsonville, Ga./Dawson County
4	Knox Loposer	C	R/R	5-10/195	Jr.-2L	Madison, Miss./Jackson Prep
6	Cade Sammons	OF	L/L	5-10/175	So.-1L	Jackson, Tenn./University School of Jackson
7	Jacob Gonzalez	IF	L/R	6-2/200	Fr.-HS	Glendora, Calif./Glendora
8	Justin Bench	IF/OF	R/R	6-0/185	Jr.-2L	Redington Beach, Fla./ Calvary Christian
9	Hayden Leatherwood	OF	L/R	6-1/200	*Sr.-1L	Collierville, Tenn./Northwest Mississippi CC
10	John Rhys Plumlee	OF	R/R	6-0/200	So.-1L	Hattiesburg, Miss./Oak Grove
12	Greer Holston	RHP	R/R	6-4/215	Sr.-4L	Long Beach, Miss./IMG Academy
13	Hayden Dunhurst	C	L/R	5-11/220	So.-1L	Carriere, Miss./Pearl River Central
14	Trey LaFleur	IF/OF	L/L	6-3/190	So.-1L	Pensacola, Fla./J.M. Tate
16	TJ McCants	IF	L/R	6-3/190	Fr.-HS	Cantonment, Fla./Pensacola Catholic
17	Gunnar Hogleund	RHP/IF	L/R	6-4/220	Jr.-2L	Hudson, Fla./Dayspring Christian Academy
18	Mitch Murrell	RHP	R/R	6-4/210	So.-1L	Ocean Springs, Miss./Ocean Springs
19	Cael Baker	IF/C	R/R	6-0/250	*Sr.-1L	Gahanna, Ohio/Wabash Valley College
20	Calvin Harris	C	L/R	6-0/205	Fr.-HS	Peosta, Iowa/Western Dubuque
21	Drew McDaniel	RHP	R/R	6-2/185	So.-1L	Lafayette, La./Saint Thomas More
22	Max Cioffi	RHP	R/R	6-4/220	*Sr.-3L	Chicago, Ill./Saint Patrick
23	Josh Mallitz	RHP	R/R	6-3/195	Fr.-HS	Tampa, Fla./Tampa Jesuit
24	Jackson Kimbrell	LHP	R/L	6-1/195	So.-1L	Birmingham, Ala./Oak Mountain
25	Tim Elko	IF/OF	R/R	6-4/240	*Sr.-3L	Lutz, Fla./Hillsborough
26	Doug Nihazy	LHP/OF	L/L	6-0/205	Jr.-2L	Windermere, Fla./West Orange
27	Taylor Broadway	RHP	R/R	5-11/205	Sr.-2L	Cypress, Texas/Tyler JC
28	Austin Miller	RHP	R/R	6-7/215	Sr.-3L	North Liberty, Iowa/Kirkwood CC
29	Braden Forsyth	RHP	R/R	6-3/215	Jr.-1L	Coldwater, Miss./Meridian CC
32	Kemp Alderman	UT/P	R/R	6-3/265	Fr.-HS	Decatur, Miss./Newton County Academy
33	Ben Van Cleve	IF	R/R	6-3/265	*Sr.-1L	Indianola, Miss./Northwest Mississippi CC
34	Tyler Myers	RHP	R/R	6-1/180	Sr.-1L	Houston, Texas/Paris JC
35	Kevin Graham	IF/OF	L/R	6-0/195	Jr.-2L	O'Fallon, Mo./Westminster Christian
37	Brandon Johnson	RHP	R/R	6-0/195	Jr.-JC	Cottdale, Ala./Columbia State CC
38	Logan Savell	RHP	R/R	6-4/185	R-So.-1L	Madison, Miss./Madison Central
39	Jack Dougherty	RHP	R/R	6-4/215	Fr.-HS	Collierville, Tenn./Collierville
40	Garrett Wood	IF	S/R	5-11/175	Jr.-JC	Claremore, Okla./Johnson County CC
43	Cole Baker	RHP	R/R	6-2/195	So.-1L	Hoover, Ala./Hoover
44	Luke Baker	LHP	L/L	6-5/215	Fr.-HS	Gainesville, Fla./FW Buchholz
45	Jacob Payne	RHP	R/R	6-3/215	Fr.-HS	Madison, Miss./Madison Central
47	Luke Lyon	RHP	R/R	6-2/220	Fr.-HS	Hattiesburg, Miss./Oak Grove
48	Jerrion Ealy	OF	R/R	5-8/190	So.-1L	Walnut Grove, Miss./Jackson Prep
49	Cody Adcock	RHP	R/R	6-3/205	Fr.-HS	Texarkana, Ark./Arkansas
55	Wes Burton	RHP	R/R	6-8/235	So.-1L	Santa Monica, Calif./Windward School

*Sr. - Senior has an additional year of eligibility due to COVID-19 pandemic

COACHING AND SUPPORT STAFF

NO.	NAME	POSITION	AT OLE MISS	ALMA MATER (YEAR)
5	Mike Bianco	Head Coach	21st Season	LSU (1989)
15	Carl Lafferty	Assistant Coach	15th Season	Ole Miss (2004)
30	Mike Clement	Assistant Coach	7th Season	Morningside (2002)
36	Chris Cleary	Volunteer Assistant Coach	3rd Season	Menlo (2012)
	Sam Slavik	Director of Operations (External Affairs)	1st Season	Cincinnati (2011)
	Chris Goudoras	Director of Operations (Internal Affairs)	4th Season	Bentley (2015)
	Josh Porter	Senior Athletic Trainer	9th Season	UNCG (2007)
	Zach Boone	Strength and Conditioning	4th Season	West Virginia (2011)

ALPHABETICAL/MAJORS

NO.	NAME	MAJOR
49	Adcock, Cody	Criminal Justice
32	Alderman, Kemp	Freshman Studies
19	Baker, Cael	Multi-Disciplinary Studies
43	Baker, Cole	General Business
44	Baker, Luke	Multi-Disciplinary Studies
8	Bench, Justin	Finance
27	Broadway, Taylor	Multi-Disciplinary Studies
55	Burton, Wes	Marketing
1	Chatagnier, Peyton	Journalism
22	Cioffi, Max	Multi-Disciplinary Studies
2	Diamond, Derek	Exercise Science
39	Dougherty, Jack	General Business
13	Dunhurst, Hayden	Sport and Recreation Admin.
48	Ealy, Jerrion	General Business
25	Elko, Tim	Exercise Science
29	Forsyth, Braden	Multi-Disciplinary Studies
7	Gonzalez, Jacob	Civil Engineering
35	Graham, Kevin	Finance
20	Harris, Calvin	General Business
17	Hogleund, Gunnar	Multi-Disciplinary Studies
12	Holston, Greer	General Business
37	Johnson, Brandon	Mechanical Engineering
24	Kimbrell, Jackson	Accountancy
14	LaFleur, Trey	General Business
9	Leatherwood, Hayden	Multi-Disciplinary Studies
4	Loposer, Knox	Sport and Recreation Admin.
47	Lyon, Luke	Civil Engineering
23	Mallitz, Josh	Freshman Studies
16	McCants, TJ	Freshman Studies
21	McDaniel, Drew	Exercise Science
28	Miller, Austin	Multi-Disciplinary Studies
18	Murrell, Mitch	General Business
34	Myers, Tyler	Exercise Science
26	Nihazy, Doug	Political Science
45	Payne, Jacob	Sport and Recreation Admin.
10	Plumlee, John Rhys	Engineering
6	Sammons, Cade	Exercise Science
3	Sapp, Hudson	Sport and Recreation Admin.
38	Savell, Logan	Multi-Disciplinary Studies
33	Van Cleve, Ben	Sport and Recreation Admin.
40	Wood, Garrett	Multi-Disciplinary Studies

PRONUNCIATION GUIDE

Mike Bianco	Bee-AIN-co
Mike Clement	CLEM-int
Peyton Chatagnier	SHOT-ahn-yay
Max Cioffi	CHO-fee
Jerrion Ealy	JARE-ee-in
Gunnar Hogleund	HO-glund
Knox Loposer	Luh-POSS-er
Doug Nihazy	Nick-HAY-zee
John Rhys Plumlee	John Rice
Logan Savell	Suh-VELL

ROSTER NOTES

Due to the spread of COVID-19, the 2020 baseball season was cut short. The NCAA will allow all participating student-athletes are able to retain their year of eligibility. Per SEC guidelines, the experience level of participating players has been advanced to mirror academic progress. Seniors listed with an asterisk still have one year of eligibility remaining should they choose to exercise that option.



NUMBER RETIREMENT

THURSDAY, APRIL 22 • VS. LSU



Ole Miss

HONORING A REBEL LEGEND

Ole Miss legend and Major League Baseball All-Star Don Kessinger will have his jersey number retired on Thursday, April 22, as the third-ranked Rebels open a three-game series against LSU at Swayze Field.

Kessinger's No. 11—the number he wore as he earned six All-Star and two Gold Glove selections as the shortstop for the Chicago Cubs—will be displayed on the outfield wall at Oxford-University Stadium. He will join Jake Gibbs as the only two Rebel baseball players to have their numbers retired.

"Few individuals have represented Ole Miss with more grace and prestige than Don Kessinger," said Vice Chancellor for Intercollegiate Athletics Keith Carter. "He competed at the highest level of the sport of baseball and set a standard for future Rebels. As a student-athlete, he was a rare two-sport All-American, and as a coach, he provided leadership and personal guidance to countless young men. We are honored to celebrate his lifetime of success, his contributions to Ole Miss and the person that he is by placing his jersey number in its rightful place alongside Jake Gibbs in Swayze Field."

"I'm excited this honor is being bestowed upon Don Kessinger," said head baseball coach Mike Bianco. "As many people know, this will only be the second number in Ole Miss baseball history to be retired. Don is arguably the greatest player who has ever put on the uniform here. He's had a sensational career, not only as a Rebel, but in his long, illustrious career in Major League Baseball as a member of the Chicago Cubs. I've always appreciated Don and what he has meant not only to Ole Miss, but to me personally. He's been a great ambassador to Ole Miss baseball and pillar in our community."

Kessinger excelled in both basketball and baseball for the Rebels from 1962-64, earning All-SEC and All-America honors in both sports. In basketball, he averaged 22.2 points per game to rank fourth in Ole Miss history as well as 11th with 1,553 career points. On the diamond, Kessinger's feats were equally impressive. His .400 career batting average still remains No. 1 in the Ole Miss record book, an effort which is also sixth on the SEC career chart. Kessinger's best year at the plate came in 1964 when he led the SEC by hitting .436, a performance

which remains as the best single-season effort in Rebel baseball history. His nine career triples and 44 career steals place him 10th on each Ole Miss all-time list.

"I am thrilled, honored, overwhelmed and humbled by this gesture," Kessinger said. "I will be forever grateful that my number will be hung next to the great Jake Gibbs in the outfield. I am also so privileged that I have had the honor of representing Ole Miss through the years in two sports. My teammates, coaches and those Ole Miss fans who have encouraged my career will never be forgotten. I have also been blessed by the amazing young men I got to coach at Ole Miss. They taught me so much. I could not be where I find myself today without the support of all. And to my family, I am thankful for your constant love, support and encouragement through my athletic career. But most of all, I am grateful to my Heavenly Father for gifting to me the skills, the health and the ultimate successes I have had. I pray that I have honored Him above all."

Following a successful collegiate career, Kessinger moved on to Major League Baseball where he put together an impressive 16-year career. He started with the Chicago Cubs in 1964 and played at Wrigley Field until 1975. During that time as the Cubs' starting shortstop, Kessinger played in six All-Star Games, earned two Gold Glove Awards and set a then-Major League record for consecutive errorless games at shortstop with 54 in 1969. In his last season in MLB, 1979, Kessinger served as a player-manager for the White Sox.

Named an SEC Legend, as well as a member of the Chicago Cubs, Ole Miss Sports, Mississippi, Arkansas, Chicago and National High School Halls of Fame, Kessinger kept close to baseball following his MLB career. In 1991, he returned to his alma mater to become head coach of the Rebels, taking over for the legendary Gibbs. Kessinger won 185 games over six seasons, and in 1995, he led Ole Miss to its first-ever 40-win season, as well as its first NCAA Regional berth since 1977.

Kessinger's sons, Keith and Kevin, both followed in his footsteps and had outstanding Rebel careers before moving on to professional baseball. The Kessinger legacy continued when Don's grandson, Grae Kessinger, became the second All-American shortstop in the family, earning first-team honors in 2019.

2020 NATIONAL COACH OF THE YEAR

Mike Bianco led Ole Miss to a 16-1 record before the arrival of COVID-19 brought a swift end to the 2020 season. The Rebels, ranked third nationally, were on a 16-game win streak and were tied for college baseball's best record. For his efforts Bianco was named National Coach of the year by Collegiate Baseball.

THE DEAN OF THE SEC

Bianco is in his 21st season as the head coach of the Ole Miss Rebels, making him the longest-tenured among SEC baseball, football and men's basketball coaches. He is the winningest active coach in the conference.

OXFORD'S WINS LEADER

Bianco became the all-time wins leader at Ole Miss on March 9, 2013, with a non-conference win over Lipscomb to surpass Rebel legend Jake Gibbs with his 486th win as the skipper in Oxford. On March 6, 2016, he won his 600th game to become just the ninth coach in SEC history to record at least 600 wins. On May 11, 2018, Bianco became just the fifth coach in history to record 700 wins with an SEC school, as well as earning his 800th career win with a victory over Auburn.

SWAYZE 500

Bianco chalked up his 500th career home victory when Ole Miss beat Belmont 4-3 on Saturday, March 6, 2021, at Swayze Field. The Rebel win came courtesy of Kevin Graham as his go-ahead home run in the eighth inning broke a 3-3 tie that stood since the third. Taylor Broadway earned the win, closing it out with two scoreless, hitless innings.

BRONZE IN BIRMINGHAM

On Friday, April 26, 2019, Ole Miss rolled to a 13-3 victory over Texas A&M, giving Bianco his 739th win as the head coach in Oxford, moving him to third all-time in SEC history ahead of South Carolina's Ray Tanner. Earlier that month, Bianco's Rebels turned in a dominant 12-4 victory over Florida (April 5), giving him his 300th career win in SEC play.

PRO PIPELINE

Bianco has coached 21 future MLB Rebels in his 20 seasons and has seen 116 of his players selected in the Major League Baseball draft. A total of 10 Rebels have been selected in the last two MLB drafts, including third-round pick Anthony Serivideo (Baltimore Orioles) and fourth-round pick Tyler Keenan (Seattle Mariners) in 2020's shortened draft.

PLAYING IN JUNE

Bianco has coached Ole Miss to the postseason in 16 of his 19 full seasons. That puts Ole Miss third in the SEC in NCAA Tournament appearances during his tenure. The Rebels have hosted an NCAA Regional in three of the last four full seasons, one of just four SEC teams and 10 teams nationally to do so.

CONSISTENT WINNERS

Ole Miss is one of just five programs in the nation with 22 straight 30-win seasons, excluding last year's shortened campaign. The Rebels are one of just two SEC teams with back-to-back 40-win seasons and were well on their way to a third at 16-1 when the 2020 season was cut short.

BEATING THE BEST

Under Bianco, Ole Miss has won two SEC Tournament titles—most recently in 2018. The Rebels were just three outs away from back-to-back titles in 2019 but fell in a championship game thriller to eventual national champion Vanderbilt. Ole Miss has also won three SEC Western Division titles—most recently in 2018 and one outright SEC regular-season crown (2009).

SEC PEDIGREE

Bianco's winning ways can be traced back to his playing days. After spending two seasons at Indian River (Fla.) Community College, he played two seasons for Skip Bertman at perennial national-power LSU in 1988 and 1989. He was the starting catcher and team captain for the Tigers' 1989 team that finished third at the College World Series in Omaha, Nebraska. He homered in LSU's 6-3 win over Miami (Fla.) in the 1989 CWS to help advance the Tigers to the semifinals. Bianco was inducted into the Indian River Community College Hall of Fame in 2003. He was also named to the All-Alex Box Omaha Era Team by LSU in 2008. In 2010, Bianco was inducted into the Seminole High School Hall of Fame.

PERSONAL BACKGROUND

Bianco, 53, was born May 3, 1967, and is a native of Seminole, Florida. He is married to the former Camille Marquette, and the couple has five children: sons, Michael, Benjamin, Andrew and Samuel, and one daughter, Catherine. Ben is a senior on the baseball team at Louisville, Drew is a junior on the LSU baseball team and Sam is a freshman for the Louisiana baseball team. The athleticism doesn't stop there—Catherine was named All-State in volleyball for Oxford high this season.

MIKE BIANCO



HOMETOWN	SEMINOLE, FLA.
ALMA MATER	LSU, 1989

RECORD BREAKDOWN

OVERALL (24TH SEASON) 880-515-1 (.626)
AT OLE MISS (21ST SEASON) 780-444-1 (.632)

YEAR-BY-YEAR RECORDS

Year	School	W-L	Conf.	NCAA
1998	McNeese State	30-26		--
1999	McNeese State	31-25		--
2000	McNeese State	39-20		Regional
2001	Ole Miss	39-23-1	17-13	Regional
2002	Ole Miss	37-19	14-16	--
2003	Ole Miss	35-27	17-13	Regional
2004	Ole Miss	39-21	18-12	Regional
2005	Ole Miss	48-20	18-12	Super Regional
2006	Ole Miss	44-22	17-13	Super Regional
2007	Ole Miss	40-25	16-14	Super Regional
2008	Ole Miss	39-26	15-15	Regional
2009	Ole Miss	44-20	20-10	Super Regional
2010	Ole Miss	39-24	16-14	Regional
2011	Ole Miss	30-25	13-17	--
2012	Ole Miss	37-26	14-16	Regional
2013	Ole Miss	38-24	15-15	Regional
2014	Ole Miss	48-21	19-11	CWS
2015	Ole Miss	30-28	15-14	Regional
2016	Ole Miss	43-19	18-12	Regional
2017	Ole Miss	32-25	14-16	--
2018	Ole Miss	48-17	18-12	Regional
2019	Ole Miss	41-27	16-14	Super Regional
2020	Ole Miss	16-1	0-0	N/A
2021	Ole Miss	13-4	0-0	
Total	23 Seasons	880-515-1	310-259	

BIANCO VS. 2021 OPPONENTS

Team	Wins	Losses	Ties	Percentage
Alabama	35	29	0	.547
Alcorn State	2	0	0	1.000
Arkansas	38	31	0	.551
Arkansas State	29	11	0	.720
Auburn	34	27	0	.557
Austin Peay	11	0	0	1.000
Belmont	5	0	0	1.000
Central Arkansas	5	1	0	.833
Florida	27	20	0	.574
Georgia	26	18	0	.590
Jackson State	7	0	0	1.000
Little Rock	13	2	0	.867
Louisiana Tech	11	3	0	.786
LSU	32	37	0	.464
Memphis	29	11	0	.725
Mississippi State	37	43	0	.463
North Alabama	0	1	0	.000
South Carolina	18	24	0	.429
TCU	8	7	0	.533
Texas	3	3	0	.500
Texas A&M	15	9	0	.609
Texas Tech	2	1	0	.667
UCF	5	4	0	.556
ULM	20	7	0	.741
UT Martin	9	0	0	1.000
Vanderbilt	27	23	0	.540

RECORD BREAKDOWN

Category	Record (Pct)
Home	504-180-1 (.736)
Road	205-199 (.505)
Neutral	72-64 (.529)
vs. SEC Teams	348-295 (.541)
vs. SEC West	190-169 (.529)
vs. SEC East	164-127 (.562)
In SEC Games	310-259 (.545)
SEC Tournament	32-28 (.518)
NCAA Regionals	28-21 (.571)
NCAA Super Regionals	6-11 (.353)
NCAA College World Series	2-2 (.500)
Non-Conference Foes	425-145-1 (.739)
In February	137-33 (.806)
In March	261-121-1 (.674)
In April	208-133 (.610)
In May	142-126 (.525)
In June	29-26 (.527)
One Run Games	170-128 (.558)
Two Run Games	102-70 (.588)
Extra-Inning Games	44-31 (.581)

PROBABLE STARTERS

FRIDAY



RHP Gunnar Hoglund
Jr. | Hudson, Fla.
2-0, 3.04 ERA, 42 K, 6 BB



RHP Cody Greenhill
Sr. | Russellville, Ala.
2-0, 1.88 ERA, 14 K, 5 BB



Hoglund Notes

- Making 25th career start, 26th career appearance
- Leads the nation in strikeouts with 42, 2nd in SEC in K/9 with 15.97
- Career high 14 K's vs. ULM (3/12), most for any Ole Miss pitcher since Drew Pomeranz in 2010
- Struck out ten, walked zero vs. UCF
- vs. TTU: 5.1 IP with 11 K, 3 ER
- Golden Spikes Award Watch List
- Consensus 2021 Preseason All-American
- No. 8 in D1 Baseball starting pitcher power rankings
- Went 5.0 IP or more in all four starts in 2020
- Among returning SEC pitchers, Hoglund is top five in five major categories (See pitching notes)
- Started on Sunday in every weekend series in 2019
- May 2020 graduate (Multi-disciplinary studies)

SATURDAY



RHP Drew McDaniel
So. | Lafayette, La.
2-0, 1.80 ERA, 18 K, 4 BB



RHP Mason Barnett
So. | Cartersville, Ga.
2-0, 0.51 ERA, 17 K, 8 BB



McDaniel Notes

- Making 4th start of career & season, 2nd career start on weekend
- Last week vs. ULM (3/13): career high 5.2 IP, 4 H, 2 R (1 ER), 0 BB, 5 K (ND)
- Filling in for Doug Nikhazy
- Midweek start vs. Memphis: 4.0 IP, 4 H, 4 R, 1 ER, 2 BB, 4 K
- Made first career start 2/24 vs. Arkansas State: 4.1 IP, 8 K, 1 BB, 1 R
- Set career high vs. Ark St with 8 K's
- Earned first career decision and victory vs. Ark St
- Had one appearance in State Farm College Baseball Showdown vs. TCU (1.0 IP, 0 R, 1 K)
- Made three appearances in 2020, all in relief
- No. 1 pitcher in Louisiana Class of 2020

SUNDAY



RHP Derek Diamond
So. | Ramona, Calif.
1-2, 5.21 ERA, 23 K, 5 BB



TBA



Diamond Notes

- Making 9th career start, 9th career appearance
- Last week vs. ULM (3/14): L, 3.1 IP, 5 R, 2 BB, 4 K
- Back-to-back starts with fewer than 5.0 IP (every previous start has gone at least 5.0 IP)
- 23 K's, 5 BB's on the year
- Vs. UCF: 5.2 IP, 9 K, 0 BB, 4 R
- Set career highs in IP, strikeouts vs. Texas
- Started career with six straight starts of 5.0+ IP
- Career high six K's, zero walks vs. Xavier
- 2019 MLB Draft Pick (Round 40 - Arizona)
- 2019 Omaha Challenge Individual Champion
- 2018 Under Armour All-American
- 2018 Perfect Game All-American Classic
- 2018 PG National Showcase Top Prospect Team
- 2019 PG All-California First Team

THE BULLPEN



RHP Austin Miller
Sr. | North Liberty, Iowa
0-0, 1.17 ERA, 6 K, 3 BB, 7.2 IP

- Didn't allow first run of season until 3/16 vs. La Tech
- Second lowest ERA on team among pitchers w/ 5+ appearances
- Led all relievers with 19 K in 2020


- '20: Tied for team lead with seven appearances
- Most appearances (52) on Ole Miss roster
- Program-record 32 appearances in 2019; Third on team with 61 K.



RHP Taylor Broadway
Sr. | Cypress, Texas
3-0, 3.60 ERA, 13 K, 3 BB, 10.0 IP, 1 SV

- Leads team with three wins, all in relief
- Earned save on 4.0 IP Friday vs. TCU
- Expected to fill closer role in 2021
- NCBWA Stopper of the Year Watch List
- Only player on roster with 10-plus IP and a

- sub-1.00 ERA
- '20: Tied for team lead in appearances with seven
- 2019: Team high K/BB ratio of 7.0



RHP Braden Forsyth
Jr. | Coldwater, Miss.
0-0, 1 SV, 10.80 ERA, 5 K, 4 BB, 3.1 IP

- T-4th on team with five relief appearances
- Earned save on Sunday vs. TTU to close out 9th
- No. 8 nationally, 1st in SEC w/ five saves in 2020
- '20: Week 3 SEC Co-Pitcher of the Week
- Attended Meridian CC for one year

- Finished his only year in junior college with a 5-1 record, 2.58 ERA and 79 K's



RHP Josh Mallitz
Fr. | Tampa, Fla.
1-1, 3.38 ERA, 14 K, 4 BB, 10.2 IP

- Two midweek starts, four relief app.
- 14 K's, 4 BB's on season in six appearances
- Set career-highs w/ 4.0 IP, 6 Ks (0 R allowed)
- Pitched one scoreless inning vs. JSU (3/4), 0.2

- vs. Belmont
- Made debut Monday (2/22) vs. Texas, worked one scoreless inning with 2 K's
- No. 84 prospect, No. 22 RHP out of Florida



RHP Wes Burton
So. | Santa Monica, Calif.
0-0, 2.25 ERA, 7 K, 3 BB, 4.0 IP

- Five relief app, T-2nd on team
- Debuted vs. Ark St (2/24), struck out two
- One of seven Rebel pitchers with a sub-2.00 ERA in 2020
- Turned in an extended outing in a close

- ballgame in '20 vs. UL; was instrumental in win
- 2019 California First Team All-Region as high school senior



RHP Tyler Myers
Sr. | Houston, Texas
1-0, 1.29 ERA, 7 K, 1 BB, 7.0 IP

- Made first career start vs. JSU (3/3), earned W
- Debuted 2/24 vs. Ark St for first appearance in almost two years; struck out 3 in 1 IP
- Missed 2020 season (Tommy John surgery)
- 2019: Posted team's second-best ERA in

- conference play (3.44)
- All-Conference pitcher at Paris JC; NCAA Texas / New Mexico All-Star; 39.2 IP in 2018 w/ 2.49 ERA



RHP Cody Adcock
Fr. | Texarkana, Ark.
0-0, 0.00 ERA, 8 K, 4 BB, 5.1 IP

- Only pitcher with 5+ app, 0.00 ERA
- Scoreless outing in 2.0 IP vs. Belmont (3/5)
- Debuted 2/24 vs. Ark St and struck out the side in only inning
- No. 11 prospect, No. 3 pitcher out of Arkansas


- Finished high school career with 8-4 record, 1.57 ERA in 34 appearances.



LHP Jackson Kimbrell
So. | Birmingham, Ala.
2-0, 1.59 ERA, 15 K, 6 BB, 11.1 IP

- T-most on team w/ six appearances, all in relief
- Most K's, IP among relievers
- Earned victory Saturday vs. TCU as first in relief
- 3-0 start to career
- Closed out no-hitter against Xavier in 2020

- while making collegiate debut
- Kimbrell and McDaniel are only two Rebels to take part in a no-hitter in their debut outing



LHP Luke Baker
Fr. | Gainesville, Fla.
0-0, 12.00 ERA, 6 K, 0 BB, 3.0 IP

- 6 K's, 0 BB's on season
- Pitched one scoreless inning vs. JSU (3/4)
- Made debut Sunday vs. TTU (2/21) in ninth inning
- No. 116 prospect, No. 14 LHP out of Florida

PITCHING NOTES

WELCOME TO THE GUN SHOW

Gunnar Høglund made his first Friday night start last week vs. ULM and did not disappoint, racking up 14 strikeouts to move to No. 1 in the nation with 42 Ks on the season. The 14 strikeouts were two shy of the program record and the most by a Rebel since Drew Pomeranz struck out 15 in 2010. Ole Miss is 20-5 in games where Høglund pitches, including wins in each of his last eight starts.

GOLDEN ARMS

Doug Nihazy and Gunnar Høglund are expected to form one of college baseball's best one-two punches at the top of the rotation. Both are Preseason All-Americans and both were named to the Golden Spikes Award Watch List. They are also one of just three duos in the nation to represent the same team in the top 25 of the D1Baseball starting pitcher power rankings.

RETURN FIRE

Gunnar Høglund had one of the best seasons in the Southeastern Conference last season, and he returns as one of the top pitchers in the conference on paper. Among returning SEC pitchers, Høglund ranks first in strikeouts and strikeout-to-walk ratio, second in walks per nine innings, third in strikeouts per nine innings and fourth in ERA.

GUNNAR HØGLUND

Category	Value	Rank Among SEC Returners
Strikeouts	37	First
K/BB Ratio	9.25	Second
BB/9 IP	1.5	Second
K/9 IP	14.3	Third
ERA	1.23	Fourth

THE STAFF IS BACK

Ole Miss returns all but 6.2 of its innings pitched last season. The Rebels return essentially their entire pitching staff outside of Benji Gilbert, who posted a 9.45 ERA in 6.2 innings last season.

STRIKES AT SWAYZE

Ole Miss is fourth in the SEC and No. 6 in the nation in strikeouts per nine innings, averaging 12.6 Ks per game. The Rebels struck out 16 Texas Tech batters on Feb. 21, their most against a ranked team since fanning 16 against No. 23 UNCW in 2017. The Rebels struck out 42 batters over opening weekend in Texas. Ole Miss' 18 strikeouts against Arkansas State were its most since Game 2 against Xavier last season. The Rebels have struck out at least 10 batters in 13 of 17 games this season. Ole Miss also ranks 37th or better in the nation in WHIP, ERA, hits allowed per nine innings, and strikeout-to-walk ratio.

PITCHING RANKINGS

Category	NCAA Rank	SEC Rank	Total
K/9 IP	6	4	12.6
K/BB Ratio	16	7	3.43
Hits Allowed/9 IP	32	9	7.25
Win Pct.	33	10	.765
ERA	37	8	3.44
WHIP	37	10	1.21

HEAT SHEET

Derek Diamond and Gunnar Høglund both made D1Baseball's Heat Sheet after hitting 97 and 96 MPH on the radar gun, respectively. Both Rebel starters saw significant upticks in velocity from 2020 to 2021.

BULLPEN



RHP Brandon Johnson Jr.
Cottontdale, Ala.
0-0, 3.00 ERA, 8 K, 3 BB, 6.0 IP

- T-1st on team with six relief appearances
- Made debut at College Baseball Showdown; 3 K's and 0 BB's
- Posted combined 8-0 record at CC



RHP Greer Holston Sr.
Long Beach, Miss.
0-0, 0.00 ERA, 4 K, 0 BB, 3.1 IP

- Two app. this year, 0 ER, 4 K's
- Made debut vs. Memphis, 2.0 scoreless IP
- 2020 Team Captain
- Only made one appearance in 2019 (1.0 IP)
- Made 24 appearances in 2018, all in relief, third

most appearances behind Caracci and Ethridge
• Allowed 1 R or fewer in 21 of 24 app. in 2018



RHP Cole Baker So.
Hoover, Ala.
0-0, 9.00 ERA, 4 K, 3 BB, 2.0 IP

- 2021 debut vs. UCF: scoreless 1.2 IP, 4 K's
- Made four appearances in 2020
- 0.00 ERA in 2020 in 4.1 IP



RHP Max Cioffi *Sr.
Chicago, Ill.
0-0, 5.40 ERA, 3 K, 4 BB, 1.2 IP

- Questionable with knee injury
- Worked 1.2 IP Sunday vs. TTU, 3 K's
- Allowed just one unearned run last season
- 12 K, 0 BB in six app. in 2020
- '20: Ended Louisville series with strike-'em-out, throw-'em-out double play

• 11 outings with 1 R or fewer allowed in 2019

PITCHING COACHES



MIKE BIANCO
Mound Visits/Pitch Calling



CARL LAFFERTY
Bullpen

PROJECTED STARTING LINEUP



C Hayden Dunhurst

So. | Carriere, Miss.

.313 BA, 17 R, 1 2B, 2 HR, 10 RBI

- Fourth on team with .313 BA, leads team in BB's with 14
- Hit walk-off single Sunday vs. Belmont (3/7)
- T-1st on team in runs (13), 1st in OBP (.520)

- 2021 Preseason All-SEC Second Team
- 2020 Freshman All-American
- No. 8 in D1 Baseball catcher power rankings
- 2019 MLB Draft Pick - Round 37 (Rockies)



1B Trey LaFleur

So. | Pensacola, Fla.

.174 BA, 2 R, 1 2B, 2 HR, 2 RBI

- One of six Rebels with multiple HR
- Recorded first career hit 2/20 vs. TCU
- Started at 1B all three games at College Baseball Showdown

- First career HR vs. Texas (2/22)
- Appeared in 11 games last season
- 2019 MLB Draft Pick - Round 21 (Dodgers)
- No. 217 overall prospect in the nation



2B Peyton Chatagnier

So. | Cypress, Texas

.370 BA, 6 R, 5 2B, 0 HR, 3 RBI

- First weekend back from injury: .417 BA, 5 H
- Leads Rebels with 5 doubles
- Week 1 SEC Co-Player of Week
- Led Rebels with .455 BA, 4 2B in Texas tourney

- 2020 Freshman All-American (Collegiate Baseball)
- 2020 SEC Fab Freshman; No. 5 in 2B power rankings (D1 Baseball)
- Second on team in runs scored and 2Bs in 2020
- Led all Rebel freshmen with .311 batting average in 2020



3B Tim Elko

*Sr. | Lutz, Fla.

.333 BA, 18 R, 4 2B, 7 HR, 24 RBI

- Week 3 National, SEC Player of the Week
- In March: 7 HR, 23 RBI
- 7th in country, 3rd in SEC with 24 RBI
- 3rd in SEC with 7 HR

- 2021 Preseason All-American (NCBWA)
- 2021 Preseason All-SEC Second Team
- 2020, 2021 Team Captain
- 2021 Baseball America Breakout Candidate



SS Jacob Gonzalez

Fr. | Glendora, Calif.

.302, 15 R, 1 2B, 1 3B, 2 HR, 10 RBI

- ULM series: .545 BA, 6 H, 1 HR, 2 RBI, 9 TB
- Led Rebels in RBI, second in BA in College Baseball Showdown
- Hit first career HR vs. TTU (2/21)

- Led team in hitting during fall season
- Also played quarterback at Glendora High, racking up more than 4,000 career passing yards
- Father was a pitcher and played minor league baseball



LF Kevin Graham

Jr. | O'Fallon, Mo.

.355 BA, 18 R, 3 2B, 4 HR, 19 RBI

- Series vs. ULM: .727 BA, 5 R, 8 H, 2 HR
- Hit walk-off HR Saturday vs. ULM (3/13)
- Hit first two HRs of season during Belmont series
- Recorded hit or run in every game at State Farm College Baseball Showdown

- 2019 Freshman All-American (Collegiate BB)
- Tied for second on team in doubles in '20 (4)
- Third on the team in HR with 10 in 2019



CF Justin Bench

Jr. | Redington Beach, Fla.

.292 BA, 16 R, 2 2B, 2 HR, 13 RBI

- Leads team in SB with 4 (4-6)
- Sixth in country, 2nd in SEC with 8 HBP
- Recorded first hit of season vs. Texas, a two-RBI single to give Rebels a 5-1 lead

- Missed most of fall season (wrist)
- Also plays middle infield
- Hit first career homer vs. Princeton in 2020
- Appeared in 14 games as a freshman, starting 3 at second base



RF Hayden Leatherwood

*Sr. | Collierville, Tenn.

.250 BA, 8 R, 2 2B, 1 HR, 10 RBI

- 1 double, 1 RBI in ULM series
- Drove in game-deciding run vs. Texas Tech
- Second-highest batting average among returners
- Moved into starting role during 2020 season

- Hit go-ahead HR to beat USM in 7th inning in pinch hit role (2nd in two games)
- Played two seasons and served as team captain at Northwest Mississippi Community College; 2018 First Team All-MACJC



DH Ben Van Cleve

*Sr. | Indianola, Miss.

.263 BA, 5 R, 3 2B, 0 HR, 4 RBI

- Responsible for lone RBI vs. La Tech (3/16)
- T-3rd on team with three doubles
- Batted .429 in ULM series w/ two starts
- Highest batting average in '20 among returners

- Triple Crown winner in 2019 (leading team in BA, HR, and RBI) at Northwest MS CC
- 2019 NCAA Second Team All-American; First Team All-MACJC
- In 2019, hit .375 with 13 doubles, 14 HR, 47 RBI, and .719 SLG

RESERVES



DH/C Calvin Harris

Fr. | Peosta, Iowa

.125 BA, 1 R, 1 2B, 0 HR, 3 RBI

- Two hits on Saturday vs. UCF, incl. double in bottom of the ninth; scored GW walk-off run
- No. 2 prospect and top catcher out of Iowa
- No. 93 overall prospect and No. 9 C in the nation

- 2018-19 Iowa Baseball Gatorade Player of the Year
- Missed fall season (Tommy John) but returned and hit during spring season; Not expected to play defensively this season



LF Cade Sammons

So. | Jackson, Tenn.

.111 BA, 1 R, 0 2B, 0 HR, 1 RBI

- First hit, RBI of season vs. Alcorn State (3/9)
- Appeared in ten games this season
- No. 28 prospect, No. 6 OF in Tennessee
- Speedy and rangy outfielder; very skilled defensively; Will split time starting in center field

- 2018 All-State baseball player (Tenn. Sports Writers Association)
- Finished fourth on the team in offseason batting average with a .319 mark; Stole 17 bases through the fall and spring, leading the team



2B TJ McCants

Fr. | Cantonment, Fla.

.259 BA, 5 R, 2 2B, 0 HR, 3 RBI

- Career-high 2 RBI vs. Memphis (3/2)
- Debut vs. Ark St: 2-for-5, 1 double
- No. 30 prospect, No. 7 SS out of Florida
- Played in 2019 Perfect Game National Showcase

- 2019 Perfect Game Underclassman All-American
- Brother, Jordan, is a Mississippi State baseball signee
- Is cousins with former NFL and Alabama running back Trent Richardson, as well as former New England Patriots DB Damarius Travis



OF John Rhys Plumlee

So. | Hattiesburg, Miss.

.273 BA, 3 R, 0 2B, 1 HR, 2 RBI

- First career HR three weeks ago vs. Ark St
- Appeared in 13 of 17 games last season
- No. 11 prospect, No. 4 outfielder in Mississippi
- 2019 Clarion Ledger All-State Team

- Freshman All-American quarterback on the Ole Miss football team; Set Rebel freshman records for rushing yards and TDs; Set Ole Miss single-season QB rushing record
- One of two Rebel football players on baseball team (Jerrion Ealy)



C Knox Loposer

Jr. | Madison, Miss.

.154 BA, 2 R, 0 2B, 0 HR, 1 RBI

- First RBI of season 3/3 vs. Jackson St (sac fly)
- Appeared in 10 of 17 games last season
- One of seven returning Rebels w/ multiple HR
- First hit of '20 season was HR vs. Alcorn State

- Will share time in starting catcher role
- Appeared in 29 games, starting in 12 (10 at DH, two at catcher) in 2019; Recorded 47 at bats as a freshman behind starting catcher Cooper Johnson last year



IF Garrett Wood

Jr. | Claremore, Okla.

.000 BA, 2 R, 0 2B, 0 HR, 0 RBI

- Appeared in nine games, two starts at 2B
- Scored run in debut vs. Texas (2/22)
- Played two seasons at Johnson County CC
- NCAA Second Team All-Academic

- Hit .322 as a freshman with seven doubles, three triples, one HR, 44 runs scored and 26 RBI
- Hit .339 during shortened sophomore season (23 games) with five doubles, 22 runs scored, 10 RBI and no errors in 37 fielding chances.

OFFENSIVE NOTES

TOOL TIME TIM

Tim Elko was voted captain by his teammates for the second straight season. He was also selected to the NCBWA Preseason All-American teams, as well as to the Preseason All-SEC Second Team by the league coaches. Coming off a strong shortened 2020 season where he hit .354 with four doubles and three home runs, Elko shined over the summer in the Northwoods League, earning Rawlings Big Stick Award honors as the best hitting first baseman in the league, in addition to an All-Star nod. Baseball America tabbed Elko as a breakout candidate for 2021. After a slow start, the Rebel captain exploded for five home runs as part of a 10-for-17 week, earning SEC and National Player of the Week honors a week ago. Through 17 games, Elko is seventh nationally and third in the SEC in RBI. He's eighth in the country and third in the conference in home runs.

CHAT IS BACK

Peyton Chatagnier returns in 2021 as the Rebels' starting second baseman after hitting .311 with four doubles and four home runs last year. He also scored the ninth-most runs in the nation as a freshman and entered the season as the No. 5 second baseman in the D1Baseball positional power rankings. The sophomore out of Cypress, Texas, hit .455 with a nation-leading four doubles on opening weekend to earn SEC Co-Player of the Week honors. Chatagnier suffered a pulled hamstring after hitting his third double of the day against Texas and missed 10 games. In his return to the lineup vs. ULM, Chatagnier went 5-for-12 (.417) with a double and three runs scored.

CATCHER U

After a sensational freshman season, catcher Hayden Dunhurst has shown early in 2021 that he's ready to further etch his name among the long line of phenomenal catchers in Oxford. The Preseason All-SEC is fourth on the team with a .313 batting average through 16 games. Dunhurst has been one of toughest players to strike out in the SEC, having fanned just five times in 48 at-bats compared to 14 walks drawn. He also boasts the team's longest hitting streak of the season at 10 games.

SWAYZE SHOWER SEASON

Ole Miss led all of college baseball with 37 home runs a year ago and returns all but 12 of those home runs on the 2021 roster. Through 17 games in 2021, the Rebels are 21st nationally in home runs.

NEW LEFT SIDE

While much of the Rebel roster returns, Ole Miss will have to replace the left side of its infield as third baseman Tyler Keenan and shortstop Anthony Servideo were both taken in the 2020 MLB Draft. Keenan hit .403 last year with five doubles, seven home runs and 33 RBI—the second most in the nation last year—and went to the Seattle Mariners in the fourth round. Servideo hit .390 and ranked second nationally with 24 runs scored and hit five home runs of his own before being selected in the third round by the Baltimore Orioles. Senior captain Tim Elko is likely to replace Keenan at third, while freshman Jacob Gonzalez will get the nod at shortstop.

OFFENSIVE RANKINGS

Category	NCAA Rank	SEC Rank	Total
Sacrifice Flies	11	3	10
Walks	15	6	89
Home Runs	21	8	22
Runs	22	7	125
Hit by Pitch	25	3	24
Hits	31	10	154
HR/Game	37	7	1.29
Runs/Game	45	6	7.4

RESERVES



1B Cael Baker
Sr. | Gahanna, Ohio
.194, 6 R, 7 H, 2 2B, 1 HR, 10 RBI

- Out (Hamate bone)
- Made debut vs. Ark St, hit 1st HR
- Tied for second on team with 4 HR in 2020
- SEC Co-Player of the Week; Golden Spikes POTW in 2020 Week 1 (.413 BA, 1.000 SLG, 2 R, 5 H, 2B, 2 HR, 5 RBI)
- 2019 NCAA Player of the Year, JUCO Triple Crown Winner
- Hit .506 with 101 RBI, 25 HR, 80 R, .596 OBP, 1.051 SLG last season
- Led the team with a .429 batting average this spring

HITTING COACHES



MIKE CLEMENT
3rd Base Coach/Infielders



CHRIS CLEARY
1st Base Coach/Outfielders

REVIEW TRACKER

GRAND TOTAL

Total Reviews: 20
Call Stands: 15
Call Overturned: 5

IN SEC PLAY

Total Reviews: 0
Call Stands: 0
Call Overturned: 0

AT SWAYZE

Total Reviews: 20
Call Stands: 15
Call Overturned: 5

SIDE-BY-SIDE

OLE MISS	CATEGORY	AUBURN
13-4	Record	11-5
0-0	Conference Record	0-0
.276	Batting Average	.322
557	At Bats	574
125	Runs	149
154	Hits	185
27	Doubles	33
2	Triples	5
22	Home Runs	25
115	Runs Batted In	141
.451	Slugging Percentage	.528
12-19	Stolen Bases-Attempts	20-27
89	Walks	88
126	Strikeouts	105
.393	On-Base Percentage	.417
3.44	Team ERA	3.79
7.15	Opponent ERA	8.32
2	Saves	1
61	Walks	50
209	Strikeouts	154
.217	Batting Average Against	.221
20	Errors	13

THE LAST TIME OLE MISS...

Shut out an Opponent.....	March 6, 2020 vs. Princeton (W, 15-0)
Completed a three-game sweep.....	Mar. 5-7, 2021 vs. Belmont (W, 12-4, 4-3, 8-7)
Swept a Ranked Opponent.....	April 25-27, 2019 vs. #6 Texas A&M (W, 5-4 (11), 13-3, 3-2)
Scored 15+ Runs.....	March 2, 2021 vs. Memphis (W, 16-4)
Scored 20+ Runs.....	March 20, 2019 vs. UAPB (W, 25-0)
Scored 25+ Runs.....	March 20, 2019 vs. UAPB (W, 25-0)
Scored 9 runs in one inning.....	March 7, 2020 vs. Princeton (8th inning, 9 runs, W, 18-4)
Scored 10 runs in one inning.....	April 26, 2018 vs. LSU (6th inning, 11 runs, W, 14-3)
Had 20+ Hits.....	June 2, 2019 vs. Jacksonville State (W, 19-4, 20 hits)
Hit 2+ home runs in one inning.....	Mar. 8, 2021 vs. Belmont (2)
Defeated a No. 1 ranked team.....	February 16, 2020 vs. #1 Louisville (W, 7-6)
Defeated a Top 5 ranked team.....	February 21, 2021 vs. #3 Texas Tech (W, 5-4)
Defeated a Top 10 ranked team.....	February 21, 2021 vs. #9 Texas (W, 8-1)
Won a series over a Top 5 ranked team.....	Feb. 14-16, 2020 vs. #1 Louisville
Won a series over Top 10 ranked team.....	Feb. 14-16, 2020 vs. #1 Louisville
Every starter recorded at least one hit, one RBI and one run.....	April 21, 2015 vs. Central Arkansas (W, 18-4)
Had a walk-off victory.....	Mar. 13, 2021 vs. ULM (W, 6-5)
Rallied from a 5-run deficit.....	April 6, 2019 vs. No. 16 Florida (Trailed 8-0, Won 12-10)
Rallied in the ninth for a victory.....	Mar. 13, 2021 vs. ULM (W, 6-5, trailed 5-4)

THE LAST TIME A REBEL...

Hit two home runs in a game.....	Tim Elko, Mar. 7, 2021 vs. Belmont
Hit two home runs in the same inning.....	Nick Fortes, May 2, 2017 vs. ULM (6th inning)
Hit three home runs in a game.....	Jude Voltz, April 2, 1999 vs. Vanderbilt
Hit a grand slam.....	Tim Elko, Mar. 14, 2021 vs. ULM
Hit a lead-off home run to begin the game.....	Justin Bench, Mar. 7, 2021 vs. Belmont
Hit a pinch-hit home run.....	Kevin Graham, March 6, 2020 vs. Princeton
Reliever recorded at least 10 strikeouts in one game.....	Will Ethridge (10), April 12, 2018 vs. #16 Arkansas
Had five hits in a game.....	Grae Kessinger, April 6, 2019 vs. No. 16 Florida
Had six hits in a game.....	Tommy Nichols, April 5, 1967 vs. Delta State
Had six RBI in a game.....	Thomas Dillard, June 2, 2019 vs. Jacksonville State (7)
Had eight RBI in a game.....	Thomas Dillard, February 23, 2019 at Tulane (8)
Had 10 RBI in a game.....	Charlie Conerly, April 28, 1947 vs. Millsaps
Hit back-to-back HRs.....	Cole Zabowski and Cooper Johnson, June 1, 2019 vs. Clemson
Had a walk-off hit/plate appearance.....	Kevin Graham, Mar. 13, 2021 vs. ULM (W, 6-5)
Hit a walk-off HR.....	Kevin Graham, Mar. 13, 2021 vs. ULM (W, 6-5)
Struck out 10 hitters in a game.....	Gunnar Hoglund, Mar. 12, 2021 vs. ULM (14)
Struck out 10 hitters in his debut.....	Will Ethridge, Feb. 21, 2017 vs. Arkansas State
Threw a perfect game.....	None
Threw a no-hitter.....	Doug Nikhazy, Drew McDaniel and Jackson Kimbrell, Feb. 21, 2020 vs. Xavier (W, 13-0)
Threw a one-hitter.....	Adam Yates, Feb. 14, 2001 vs. SE Louisiana (7 innings)
Threw a two-hitter.....	Gunnar Hoglund, Austin Miller and Cole Baker, Feb. 22, 2020 vs. Xavier (W, 9-0)

INDIVIDUAL STAT RANKINGS (TOP 50)

Rebel	Category	NCAA Rank	SEC Rank	Total
Gunnar Hoglund	Strikeouts	1	1	42
Justin Bench	Hit by Pitch	6	2	8
Tim Elko	RBI	7	3	24
Tim Elko	Home Runs	8	3	7
Taylor Broadway	Wins	11	5	3
Gunnar Hoglund	Strikeouts/9 IP	13	2	15.97
Tim Elko	Total Bases	19	6	45
Hayden Dunhurst	Walks	32	8	14
Tim Elko	Runs Scored	32	9	18
Kevin Graham	Runs Scored	32	9	18
Kevin Graham	RBI	33	7	19
Tim Elko	HR/Game	37	3	0.41
Hayden Dunhurst	Sacrifice Flies	47	6	2
Kevin Graham	Sacrifice Flies	47	6	2
Hayden Dunhurst	Runs Scored	49	15	17
Tim Elko	RBI/Game	50	2	1.41

ACROSS THE SEC

SEC STANDINGS

(Eastern)

School	SEC	Pct.	Overall	Pct.	Last 10	Strk
Vanderbilt	0-0	-	13-2	.867	9-1	W1
Tennessee	0-0	-	15-3	.833	9-1	W4
Georgia	0-0	-	13-3	.813	8-2	W6
Kentucky	0-0	-	11-3	.786	7-3	L1
South Carolina	0-0	-	11-4	.733	6-4	L4
Florida	0-0	-	13-5	.722	7-3	L1
Missouri	0-0	-	7-10	.412	4-6	W2

(Western)

School	SEC	Pct.	Overall	Pct.	Last 10	Strk
Arkansas	0-0	-	12-2	.857	8-2	L2
LSU	0-0	-	15-3	.833	8-2	W6
Alabama	0-0	-	14-3	.824	8-2	W2
Mississippi State	0-0	-	14-3	.824	9-1	W7
Texas A&M	0-0	-	15-4	.789	10-0	W11
Ole Miss	0-0	-	13-4	.765	8-2	L2
Auburn	0-0	-	11-5	.688	6-4	W1

PLAYER OF THE WEEK

Week 1	Peyton Chatagnier, Ole Miss // Wes Clarke, USC
Week 2	Wes Clarke, USC // Dominic Keegan, Vanderbilt
Week 3	Tim Elko, Ole Miss
Week 4	Cade Doughty, LSU

PITCHER OF THE WEEK

Week 1	Landon Sims, MSU // Caleb Bolden, Arkansas
Week 2	Trace Bright, Auburn
Week 3	Bryce Miller, Texas A&M
Week 4	Kumar Rocker, Vanderbilt
Week 5	
Week 6	
Week 7	
Week 8	
Week 9	
Week 10	
Week 11	
Week 12	
Week 13	
Week 14	

FRESHMAN OF THE WEEK

Week 1	Dylan Crews, LSU
Week 2	Will Sanders, South Carolina
Week 3	Jackson Fristoe, Mississippi State
Week 4	Corey Collins, Georgia // Jordan Thompson, LSU
Week 5	
Week 6	
Week 7	
Week 8	
Week 9	
Week 10	
Week 11	
Week 12	
Week 13	
Week 14	



2021 OLE MISS BASEBALL
Overall Statistics for Ole Miss (as of Mar 16, 2021)
(All games Sorted by Batting avg)



Record: 13-4 Home: 10-3 Away: 0-1 Neutral: 3-0 SEC: 0-0

Player	avg	gp-gs	ab	r	h	2b	3b	hr	rbi	tb	slg%	bb	hp	so	gdp	ob%	sf	sh	sb-att	po	a	e	fld%	
1 Peyton Chatagnier	.370	7-7	27	6	10	5	0	0	3	15	.556	3	1	7	0	.452	0	0	0-1	13	12	0	1.000	
35 Kevin Graham	.355	17-17	62	18	22	3	0	4	19	37	.597	8	1	9	0	.425	2	0	0-0	35	2	1	.974	
25 Tim Elko	.333	17-17	60	18	20	4	0	7	24	45	.750	13	4	14	1	.481	0	0	0-0	9	13	3	.880	
13 Hayden Dunhurst	.313	16-16	48	17	15	1	0	2	10	22	.458	14	4	5	1	.485	2	0	3-3	158	15	1	.994	
7 Jacob Gonzalez	.302	17-17	63	15	19	1	1	2	10	28	.444	10	1	9	0	.400	1	1	1-2	13	43	5	.918	
8 Justin Bench	.292	17-17	65	16	19	2	1	2	13	29	.446	2	8	6	3	.382	1	0	4-6	30	5	0	1.000	
33 Ben Van Cleve	.263	13-12	38	5	10	3	0	0	4	13	.342	4	0	9	1	.326	1	0	0-0	0	0	0	.000	
16 TJ McCants	.259	11-7	27	5	7	2	0	0	3	9	.333	5	0	6	1	.375	0	0	0-0	6	6	0	1.000	
9 Hayden Leatherwood	.250	17-17	52	8	13	2	0	1	10	18	.346	7	0	13	1	.333	1	0	0-1	25	1	0	1.000	
19 Cael Baker	.194	13-11	36	6	7	2	0	1	10	12	.333	8	3	19	0	.383	0	0	0-1	58	5	2	.969	
14 Trey LaFleur	.174	11-6	23	2	4	1	0	2	2	11	.478	1	0	12	1	.208	0	0	1-2	33	1	1	.971	

10 John Rhys Plumlee	.273	10-2	11	3	3	0	0	1	2	6	.545	3	0	4	1	.429	0	0	2-2	4	0	0	1.000	
4 Knox Loposer	.154	8-3	13	2	2	0	0	0	1	2	.154	4	1	6	0	.368	1	0	0-0	45	4	1	.980	
20 Calvin Harris	.125	11-2	16	1	2	1	0	0	3	3	.188	1	0	4	0	.167	1	0	0-0	0	0	0	.000	
6 Cade Sammons	.111	13-0	9	1	1	0	0	0	1	1	.111	2	1	2	0	.333	0	0	1-1	6	0	0	1.000	
40 Garrett Wood	.000	9-2	7	2	0	0	0	0	0	0	.000	4	0	1	1	.364	0	0	0-0	5	5	0	1.000	
Totals	.276	17	557	125	154	27	2	22	115	251	.451	89	24	126	11	.393	10	1	12-19	447	123	20	.966	
Opponents	.217	17	553	71	120	27	3	11	61	186	.336	61	14	209	5	.309	4	10	19-25	423	136	21	.964	

LOB - Team (133), Opp (125). DPs turned - Team (6), Opp (13). CI - Team (1), K. Loposer 1.

(All games Sorted by Earned run avg)

Player	era	w-l	app	gs	cg	sho	sv	ip	h	r	er	bb	so	2b	3b	hr	b/avg	wp	hp	bk	sfa	sha
49 Cody Adcock	0.00	0-0	5	0	0	0/0	0	5.1	7	4	0	4	8	2	0	0	.304	0	0	0	0	1
12 Greer Holston	0.00	0-0	2	0	0	0/0	0	3.1	1	0	0	0	4	0	1	0	.100	0	2	0	0	0
18 Mitch Murrell	0.00	0-0	2	0	0	0/0	0	3.0	1	0	0	1	4	0	0	0	.091	0	0	0	0	0
28 Austin Miller	1.17	0-0	5	0	0	0/0	0	7.2	4	1	1	3	6	2	0	0	.174	1	0	0	0	0
34 Tyler Myers	1.29	1-0	4	1	0	0/0	0	7.0	4	1	1	1	7	2	0	0	.160	1	0	0	1	0
24 Jackson Kimbrell	1.59	2-0	6	0	0	0/0	0	11.1	6	2	2	6	15	0	0	0	.162	2	0	0	0	0
21 Drew McDaniel	1.80	2-0	4	3	0	0/0	0	15.0	12	7	3	4	18	1	1	1	.207	0	1	0	0	1
55 Wes Burton	2.25	0-0	5	0	0	0/0	0	4.0	2	1	1	3	7	0	0	0	.143	0	0	0	0	0
37 Brandon Johnson	3.00	0-0	6	0	0	0/0	0	6.0	6	3	2	3	8	2	0	0	.250	0	2	0	0	0
17 Gunnar Hogle	3.04	2-0	4	4	0	0/0	0	23.2	16	8	8	6	42	2	0	3	.186	1	1	0	1	1
23 Josh Mallitz	3.38	1-1	6	2	0	0/0	0	10.2	9	5	4	4	14	5	0	0	.220	0	0	0	0	1
27 Taylor Broadway	3.60	3-0	5	0	0	0/0	1	10.0	9	5	4	3	13	2	0	0	.257	0	1	0	0	2
26 Doug Nikhazy	4.15	1-1	3	3	0	0/0	0	13.0	8	6	6	7	22	2	0	3	.167	0	1	0	0	0
2 Derek Diamond	5.21	1-2	4	4	0	0/0	0	19.0	21	13	11	5	23	5	1	2	.280	1	3	0	2	4
22 Max Cioffi	5.40	0-0	1	0	0	0/0	0	1.2	1	1	1	4	3	1	0	0	.200	0	0	0	0	0
43 Cole Baker	9.00	0-0	2	0	0	0/0	0	2.0	1	3	2	3	4	0	0	0	.143	2	0	0	0	0
29 Braden Forsyth	10.80	0-0	5	0	0	0/0	1	3.1	3	4	4	4	5	0	0	1	.231	0	2	0	0	0
44 Luke Baker	12.00	0-0	4	0	0	0/0	0	3.0	6	4	4	0	6	1	0	1	.400	1	1	0	0	0
38 Logan Savell	99.00	0-0	1	0	0	0/0	0	0.0	3	3	3	0	0	0	0	0	1.000	0	0	0	0	0
Totals	3.44	13-4	17	17	0	0/0	2	149.0	120	71	57	61	209	27	3	11	.217	9	14	0	4	10
Opponents	7.15	4-13	17	17	0	0/0	1	141.0	154	125	112	89	126	27	2	22	.276	30	24	4	10	1

PB - Team (2), H. Dunhurst 1, K. Loposer 1, Opp (6). Pickoffs - Team (4), H. Dunhurst 2, G. Hogle 1, T. Broadway 1, Opp (1).



2021 OLE MISS BASEBALL
Game Results for Ole Miss (as of Mar 16, 2021)
(All games)



Date	Opponent	Score	Inns	Overall	SEC	Pitcher of record	Attend	Time
Feb 20, 2021	vs #10 TCU	w 7-3	9	1-0-0	0-0-0	J. Kimbrell (W 1-0)	16908	3:53
Feb 21, 2021	vs #3 Texas Tech	w 5-4	9	2-0-0	0-0-0	G. Hoglund (W 1-0)	17587	3:44
Feb 22, 2021	vs #9 Texas	w 8-1	9	3-0-0	0-0-0	D. Diamond (W 1-0)	13659	3:07
Feb 24, 2021	ARKANSAS STATE	w 12-1	9	4-0-0	0-0-0	D. McDaniel (W 1-0)	2635	2:56
Feb 26, 2021	UCF	L 2-3	9	4-1-0	0-0-0	D. Nikhazy (L 0-1)	2656	2:50
Feb 27, 2021	UCF-1	w 6-5	9	5-1-0	0-0-0	J. Kimbrell (W 2-0)	2744	3:26
Feb 27, 2021	UCF-2	L 2-7	9	5-2-0	0-0-0	D. Diamond (L 1-1)	2744	3:19
Mar 02, 2021	MEMPHIS	w 16-4	9	6-2-0	0-0-0	D. McDaniel (W 2-0)	2721	3:21
Mar 03, 2021	JACKSON STATE	w 12-1	7	7-2-0	0-0-0	T. Myers (W 1-0)	3433	2:25
Mar 05, 2021	BELMONT	w 12-4	9	8-2-0	0-0-0	D. Nikhazy (W 1-1)	5769	3:45
Mar 06, 2021	BELMONT	w 4-3	9	9-2-0	0-0-0	T. Broadway (W 1-0)	5847	3:01
Mar 07, 2021	BELMONT	w 8-7	9	10-2-0	0-0-0	T. Broadway (W 2-0)	5773	3:30
Mar 09, 2021	ALCORN STATE	w 11-1	8	11-2-0	0-0-0	J. Mallitz (W 1-0)	5790	2:38
Mar 12, 2021	ULM	w 10-1	9	12-2-0	0-0-0	G. Hoglund (W 2-0)	6217	3:15
Mar 13, 2021	ULM	w 6-5	9	13-2-0	0-0-0	T. Broadway (W 3-0)	6577	3:21
Mar 14, 2021	ULM	L 3-8	9	13-3-0	0-0-0	D. Diamond (L 1-2)	6266	3:30
Mar 16, 2021	at Louisiana Tech	L 1-13	9	13-4-0	0-0-0	J. Mallitz (L 1-1)	1000	3:09

() extra inning game

2021 OLE MISS BASEBALL
Team Game-by-Game for Ole Miss (as of Mar 16, 2021)
Batting (All games)

Date	Opponent	ab	r	h	rbi	2b	3b	hr	tb	bb	ibb	sb	cs	hbp	sac	sf	gdp	k	po	a	e	lob	avg
Feb 20	vs TCU	34	7	9	6	2	0	0	11	3	0	0	1	1	0	0	2	13	27	8	0	4	.265
Feb 21	vs Texas Tech	30	5	5	4	0	0	1	8	4	0	1	0	1	0	0	0	9	27	5	1	6	.219
Feb 22	vs Texas	32	8	9	8	4	1	1	18	4	0	2	2	3	0	2	0	9	27	6	0	6	.240
Feb 24	ARKANSAS STATE	35	12	11	10	1	0	2	18	7	0	0	0	2	0	1	2	7	27	4	0	9	.260
Feb 26	UCF	33	2	7	2	1	0	1	11	1	0	1	0	1	0	0	1	7	27	7	1	6	.250
Feb 27	UCF	36	6	10	6	3	0	2	19	3	0	1	0	1	0	0	0	9	27	11	1	8	.255
Feb 27	UCF	33	2	7	1	0	0	1	10	2	0	0	0	0	0	0	2	13	27	6	0	6	.249
Mar 02	MEMPHIS	35	16	11	15	2	1	1	18	14	0	1	0	0	0	1	1	7	27	6	3	10	.257
Mar 03	JACKSON STATE	24	12	7	11	1	0	1	11	10	0	1	0	2	0	1	0	4	21	6	1	7	.260
Mar 05	BELMONT	35	12	11	11	2	0	1	16	10	0	0	0	2	0	2	0	7	27	3	2	13	.266
Mar 06	BELMONT	33	4	9	4	1	0	1	13	2	0	1	1	1	0	0	0	3	27	7	1	8	.267
Mar 07	BELMONT	30	8	7	8	1	0	4	20	6	1	0	0	2	0	1	0	3	27	12	0	6	.264
Mar 09	ALCORN STATE	27	11	8	9	1	0	0	9	10	0	2	1	4	1	2	0	6	24	6	1	10	.266
Mar 12	ULM	36	10	16	10	3	0	3	28	4	0	1	0	1	0	0	2	10	27	7	1	7	.280
Mar 13	ULM	37	6	11	6	2	0	1	16	3	0	1	0	1	0	0	0	9	27	10	3	10	.282
Mar 14	ULM	34	3	10	3	1	0	2	17	3	0	0	2	1	0	0	1	4	27	11	2	8	.282
Mar 16	at Louisiana Tech	33	1	6	1	2	0	0	8	3	0	0	0	1	0	0	0	6	24	8	3	9	.276
Totals		557	125	154	115	27	2	22	251	89	1	12	7	24	1	10	11	126	447	123	20	133	.276

2021 OLE MISS BASEBALL
Team Game-by-Game for Ole Miss (as of Mar 16, 2021)
Pitching (All games)

Date	Opponent	ip	h	r	er	bb	so	2b	3b	hr	wp	bk	hbp	dp	ibb	score	w-l	sv	era
Feb 20	vs TCU	9.0	8	3	3	6	13	2	0	0	1	0	0	0	0	7-3	1-0	1	3.00
Feb 21	vs Texas Tech	9.0	6	4	4	8	16	2	0	2	0	0	0	0	0	5-4	2-0	2	3.50
Feb 22	vs Texas	9.0	5	1	1	1	13	2	0	1	0	0	1	0	0	8-1	3-0	2	2.67
Feb 24	ARKANSAS STATE	9.0	3	1	1	2	18	2	0	1	0	0	0	1	0	12-1	4-0	2	2.25
Feb 26	UCF	9.0	6	3	2	3	10	1	0	2	0	0	1	0	0	2-3	4-1	2	2.20
Feb 27	UCF	9.0	10	5	4	3	13	1	0	1	0	0	1	1	0	6-5	5-1	2	2.50
Feb 27	UCF	9.0	12	7	7	3	15	4	0	1	0	0	3	0	0	2-7	5-2	2	3.14
Mar 02	MEMPHIS	9.0	4	4	1	2	12	0	0	0	0	0	1	1	0	16-4	6-2	2	2.88
Mar 03	JACKSON STATE	7.0	5	1	0	0	13	0	0	0	1	0	0	0	0	12-1	7-2	2	2.62
Mar 05	BELMONT	9.0	6	4	3	7	14	1	0	1	2	0	0	0	0	12-4	8-2	2	2.66
Mar 06	BELMONT	9.0	5	3	3	6	12	0	0	1	0	0	0	0	0	4-3	9-2	2	2.69
Mar 07	BELMONT	9.0	9	7	7	5	6	1	1	0	1	0	3	0	1	8-7	10-2	2	3.06
Mar 09	ALCORN STATE	8.0	6	1	1	1	14	1	0	1	0	0	0	0	0	11-1	11-2	2	2.92
Mar 12	ULM	9.0	4	1	1	2	16	1	1	0	1	0	3	0	0	10-1	12-2	2	2.78
Mar 13	ULM	9.0	8	5	4	1	8	0	1	0	0	0	0	1	0	6-5	13-2	2	2.86
Mar 14	ULM	9.0	9	8	6	6	7	2	0	0	3	0	0	0	0	3-8	13-3	2	3.06
Mar 16	at Louisiana Tech	8.0	14	13	9	5	9	7	0	0	0	0	1	2	0	1-13	13-4	2	3.44
Totals		149.0	120	71	57	61	209	27	3	11	9	0	14	6	1	125-71	13-4	2	3.44



2021 OLE MISS BASEBALL
Games Summary for Ole Miss (as of Mar 16, 2021)
(All games)



Score by innings	1	2	3	4	5	6	7	8	9	Total
Ole Miss	19	18	30	10	5	15	6	11	11	125
Opponents	8	7	3	10	11	8	8	8	8	71

Record when ...

Overall	13-4	After 6 leading	12-1
Conference	0-0 trailing	0-3
Non-Conference	13-4 tied	1-0
Home games	10-3	After 7 leading	11-0
Away games	0-1 trailing	0-4
Neutral site	3-0 tied	1-0
Day games	9-3	After 8 leading	9-0
Night games	4-1 trailing	2-4
vs Left starter	4-3 tied	0-0
vs Right starter	9-1		
1-Run games	5-1	Hit 0 home runs	2-1
2-Run games	0-0	... 1 home run	7-2
5+Run games	7-3	... 2+ home runs	4-1
Extra innings	0-0		
Shutouts	0-0	Opponent 0 home runs	6-2
	 1 home run	6-1
	 2+ HRs	1-1
Scoring 0-2 runs	0-3		
..... 3-5 runs	2-1		
..... 6-9 runs	5-0	Made 0 errors	4-1
..... 10+ runs	6-0 1 error	6-1
	 2+ errors	3-2
Opponent 0-2 runs	5-0		
..... 3-5 runs	7-1	Opp. made 0 errors	3-3
..... 6-9 runs	1-2 1 error	4-1
..... 10+ runs	0-1 2+ errors	6-0
Scored in 1st inning	7-1	Out-hit opponent	10-2
Opp. scored in 1st	3-1	Out-hit by opponent	2-2
Scores first	9-2	Hits are tied	1-0
Opp. scores first	4-2		

Record when team scores:

Runs	0	1	2	3	4	5	6	7	8	9	10+
W-L	0-0	0-1	0-2	0-1	1-0	1-0	2-0	1-0	2-0	0-0	6-0

Record when opponent scores:

Runs	0	1	2	3	4	5	6	7	8	9	10+
W-L	0-0	5-0	0-0	2-1	3-0	2-0	0-0	1-1	0-1	0-0	0-1

Record when leading after:

Inn.	1	2	3	4	5	6	7	8
W-L	5-1	10-1	12-1	12-1	11-1	12-1	11-0	9-0

Record when trailing after:

Inn.	1	2	3	4	5	6	7	8
W-L	2-1	2-2	0-2	0-3	0-3	0-3	0-4	2-4

Record when tied after:

Inn.	1	2	3	4	5	6	7	8
W-L	6-2	1-1	1-1	1-0	2-0	1-0	1-0	0-0

Current losing streak: 2
 Longest winning streak: 8
 Longest losing streak: 2

Home attendance : 59172 (13 dates avg = 4551)
 Away attendance : 49154 (4 dates avg = 12288)
 Total attendance: 108326 (17 dates avg = 6372)



2021 OLE MISS BASEBALL
Miscellaneous Stats for Ole Miss (as of Mar 16, 2021)
(All games)



Multiple Hit Games	2	3	4	5+	Total
25 Tim Elko	6	1	-	-	7
8 Justin Bench	3	3	-	-	6
35 Kevin Graham	3	2	1	-	6
7 Jacob Gonzalez	4	1	-	-	5
1 Peyton Chatagnier	1	2	-	-	3
13 Hayden Dunhurst	3	-	-	-	3
9 Hayden Leatherwood	1	1	-	-	2
33 Ben Van Cleve	1	1	-	-	2
16 TJ McCants	2	-	-	-	2
19 Cael Baker	1	-	-	-	1
14 Trey LaFleur	1	-	-	-	1
TEAM	26	11	1	0	38

Multiple RBI Games	2	3	4	5+	Total
35 Kevin Graham	4	2	1	-	7
25 Tim Elko	3	1	1	2	7
7 Jacob Gonzalez	3	-	-	-	3
9 Hayden Leatherwood	3	-	-	-	3
8 Justin Bench	2	-	-	1	3
19 Cael Baker	3	-	-	-	3
13 Hayden Dunhurst	2	-	-	-	2
1 Peyton Chatagnier	-	1	-	-	1
33 Ben Van Cleve	1	-	-	-	1
16 TJ McCants	1	-	-	-	1
10 John Rhys Plumlee	1	-	-	-	1
TEAM	23	4	2	3	32

Hitting Streaks	Longest	Current
13 Hayden Dunhurst	10	-
25 Tim Elko	9	-
8 Justin Bench	6	-
1 Peyton Chatagnier	4	-
35 Kevin Graham	4	4
7 Jacob Gonzalez	4	-
9 Hayden Leatherwood	3	-
19 Cael Baker	3	-
16 TJ McCants	2	2
20 Calvin Harris	2	-
14 Trey LaFleur	2	-
4 Knox Loper	2	2
33 Ben Van Cleve	2	2
6 Cade Sammons	1	-
10 John Rhys Plumlee	1	1

Reached Base Streaks	Longest	Current
13 Hayden Dunhurst	12	-
8 Justin Bench	12	-
25 Tim Elko	12	12
7 Jacob Gonzalez	12	12
35 Kevin Graham	10	10
1 Peyton Chatagnier	6	-
9 Hayden Leatherwood	6	-
33 Ben Van Cleve	5	5
16 TJ McCants	3	2
20 Calvin Harris	3	-
10 John Rhys Plumlee	3	1
19 Cael Baker	3	-
4 Knox Loper	3	3
14 Trey LaFleur	2	-
40 Garrett Wood	2	-
6 Cade Sammons	2	-



1 PEYTON CHATAGNIER



So. | IF/OF | Cypress, Texas | Cy-Fair HS

SEASON HIGHS

- ▶ Runs: 2, 2x, MR vs. ULM (3/12)
- ▶ Hits: 3, 2x, MR vs. ULM (3/12)
- ▶ Home Runs: --
- ▶ RBI: 3, vs. TCU (2/20)
- ▶ Walks: 1, 3x, MR vs. ULM (3/14)
- ▶ Stolen Bases: --
- ▶ Assists: 4, vs. ULM (3/13)

CAREER HIGHS


- ▶ Runs: 3, 3x, MR at ULM (3/11/21)
- ▶ Hits: 3, 4x, MR vs. ULM (3/12/21)
- ▶ Home Runs: 2, vs. Princeton (3/8/20)
- ▶ RBI: 3, 3x, MR 2, vs. Texas (2/22/21)
- ▶ Walks: 3, vs. Memphis (3/3/20)
- ▶ Stolen Bases: 1, 3x, MR vs. Princeton (3/8/20)
- ▶ Assists: 4, 2x, MR vs. ULM (3/13/21)

Date	Opponent	Pos	AB	R	H	RBI	2B	3B	HR	BB	SB	CS	HBP	SAC	SF	GDP	K	PO	A	E	Avg
Feb 20	vs TCU	*2b	5	0	2	3	1	0	0	0	0	0	0	0	0	0	3	1	1	0	.400
Feb 21	vs Texas Tech	*2b	2	1	0	0	0	0	0	1	0	0	1	0	0	0	1	2	1	0	.286
Feb 22	vs Texas	*2b	4	2	3	0	3	0	0	0	0	0	0	0	0	0	1	1	1	0	.455
Mar 12	ULM	*2b	4	2	3	0	0	0	0	0	0	0	0	0	0	0	0	0	0	0	.533
Mar 13	ULM	*2b	4	1	1	0	1	0	0	1	0	0	0	0	0	0	1	5	4	0	.474
Mar 14	ULM	*2b	4	0	1	0	0	0	0	1	0	1	0	0	0	0	0	0	2	0	.435
Mar 16	at Louisiana Tech	*2b	4	0	0	0	0	0	0	0	0	0	0	0	0	0	1	4	3	0	.370
Totals		7gs	27	6	10	3	5	0	0	3	0	1	1	0	0	0	7	13	12	0	.370

On base pct. .452 • Slugging pct. .556

CAREER STATS

Year	Avg.	GP	GS	AB	R	H	2B	3B	HR	RBI	TB	SLG%	BB	HBP	SO	GDP	OB%	SF	SH	SB	ATT	PO	A	E	FLD%
2020	.311	17	15	61	23	19	4	0	4	13	35	.574	13	3	16	0	.449	1	0	3	3	23	26	5	.907
2021	.370	7	7	27	6	10	5	0	0	3	15	.556	3	1	7	0	.452	0	0	0	1	13	12	0	1.000
TOTAL	.330	24	22	88	29	29	9	0	4	16	50	.568	16	4	23	0	.450	1	0	3	4	36	38	5	.937



2 DEREK DIAMOND



So. | RHP/IF | Ramona, Calif. | Ramona HS

SEASON HIGHS

- ▶ IP (Start): 6.0, vs. Texas (2/22)
- ▶ IP (Relief): --
- ▶ Strikeouts: 9, vs. UCF (2/27)
- ▶ ER Allowed: 4, vs. UCF (2/27)
- ▶ Runs Allowed: 5, vs. ULM (3/14)
- ▶ Walks: 2, 2x, MR vs. ULM (3/14)
- ▶ Hits Allowed: 8, vs. UCF (2/27)

CAREER HIGHS

- ▶ IP (Start): 6.0, vs. Texas (2/22/21)
- ▶ IP (Relief): --
- ▶ Strikeouts: 9, vs. UCF (2/27/21)
- ▶ ER Allowed: 4, vs. UCF (2/27/21)
- ▶ Runs Allowed: 5, vs. ULM (3/14/21)
- ▶ Walks: 2, 3x, MR vs. ULM (3/14/21)
- ▶ Hits Allowed: 8, vs. UCF (2/27/21)

Date	Opponent	GS	IP	H	R	ER	BB	SO	2B	3B	HR	WP	BK	HBP	IBB	Score	W-L	Sv	ERA	NP
Feb 22	vs Texas	*	6.0	4	1	1	1	8	1	0	1	0	0	1	0	8-1	1-0	0	1.50	86
Feb 27	UCF-2	*	5.2	8	4	4	0	9	3	0	1	0	0	1	0	2-7	1-1	0	3.86	86
Mar 07	BELMONT	*	4.0	5	3	3	2	2	0	1	0	0	0	1	0	8-7	1-1	0	4.60	76
Mar 14	ULM	*	3.1	4	5	3	2	4	1	0	0	1	0	0	0	3-8	1-2	0	5.21	57
Totals		4	19.0	21	13	11	5	23	5	1	2	1	0	3	0	21-23	1-2	0	5.21	-

CAREER STATS

Year	ERA	W	L	App	GS	CG	SHO	CBO	SV	IP	H	R	ER	BB	SO	2B	3B	HR	BF	B/Avg	WP	HBP	BK	SFA	SHA
2020	3.48	2	0	4	4	0	0	0	0	20.2	18	9	8	4	15	1	0	5	83	.231	0	0	0	1	0
2021	5.21	1	2	4	4	0	0	0	0	19.0	21	13	11	5	23	5	1	2	89	.280	1	3	0	2	4
TOTAL	4.31	3	2	8	8	0	0	0	0	39.2	39	22	19	9	38	6	1	7	172	.255	1	3	0	3	4



4 KNOX LOPOSER



Jr. | C | Madison, Miss. | Jackson Prep

SEASON HIGHS

- ▶ Runs: 2, vs. Arkansas State (2/24)
- ▶ Hits: 1, vs. La Tech (3/16)
- ▶ Home Runs: --
- ▶ RBI: 1, vs. Jackson State (3/3)
- ▶ Walks: 2, vs. La Tech (3/16)
- ▶ Stolen Bases: --
- ▶ Assists: 2, vs. Jackson State (3/3)

CAREER HIGHS

- ▶ Runs: 3, vs. UAPB (3/20/19)
- ▶ Hits: 2, 2x, MR vs. Southern Miss (4/9/19)
- ▶ Home Runs: 1, 3x, MR vs. Xavier (2/21)
- ▶ RBI: 3, 2x, MR vs. Xavier (2/21)
- ▶ Walks: 3, vs. UAPB (3/20/19)
- ▶ Stolen Bases: --
- ▶ Assists: 2, vs. Jackson State (3/3/21)

Date	Opponent	Pos	AB	R	H	RBI	2B	3B	HR	BB	SB	CS	HBP	SAC	SF	GDP	K	PO	A	E	Avg
Feb 24	ARKANSAS STATE	*c	3	2	0	0	0	0	0	1	0	0	1	0	0	0	2	18	0	0	.000
Feb 26	UCF	ph	1	0	0	0	0	0	0	0	0	0	0	0	0	0	1	0	0	0	.000
Mar 02	MEMPHIS	c	1	0	0	0	0	0	0	0	0	0	0	0	0	0	0	2	1	0	.000
Mar 03	JACKSON STATE	*c	3	0	0	1	0	0	0	0	0	0	0	0	1	0	2	11	2	0	.000
Mar 05	BELMONT	ph/c	2	0	0	0	0	0	0	0	0	0	0	0	0	0	1	3	0	1	.000
Mar 09	ALCORN STATE	ph	0	0	0	0	0	0	0	1	0	0	0	0	0	0	0	0	0	0	.000
Mar 12	ULM	c	1	0	1	0	0	0	0	0	0	0	0	0	0	0	0	2	1	0	.091
Mar 16	at Louisiana Tech	*c	2	0	1	0	0	0	0	2	0	0	0	0	0	0	0	9	0	0	.154
Totals		3gs	13	2	2	1	0	0	0	4	0	0	1	0	1	0	6	45	4	1	.154

On base pct. .368 • Slugging pct. .154

CAREER STATS

Year	Avg.	GP	GS	AB	R	H	2B	3B	HR	RBI	TB	SLG%	BB	HBP	SO	GDP	OB%	SF	SH	SB	ATT	PO	A	E	FLD%
2019	.213	29	12	47	9	10	2	0	1	9	15	.319	5	1	10	0	.302	0	0	0	0	37	3	2	.952
2020	.154	10	2	13	3	2	0	0	2	5	8	.615	2	0	5	0	.267	0	1	0	0	24	0	0	1.000
2021	.154	8	3	13	2	2	0	0	0	1	2	.154	4	1	6	0	.368	1	0	0	0	45	4	1	.980
TOTAL	.192	47	17	73	14	14	2	0	3	15	25	.342	11	2	21	0	.310	1	1	0	0	106	7	3	.974



6 CADE SAMMONS



So. | OF | Jackson, Tenn. | University School of Jackson

SEASON HIGHS

- ▶ Runs: 1, vs. Alcorn State (3/9)
- ▶ Hits: 1, vs. Alcorn State (3/9)
- ▶ Home Runs: --
- ▶ RBI: 1, vs. Alcorn State (3/9)
- ▶ Walks: 1, 2x, MR vs. Belmont (3/5)
- ▶ Stolen Bases: 1, vs. Belmont (3/6)
- ▶ Assists: --

CAREER HIGHS

- ▶ Runs: 2, vs. Xavier (2/21)
- ▶ Hits: 1, 4x, MR vs. Alcorn State (3/9/21)
- ▶ Home Runs: --
- ▶ RBI: 1, 3x, MR vs. Alcorn State (3/9/21)
- ▶ Walks: 1, 3x, MR vs. Belmont (3/5/21)
- ▶ Stolen Bases: 1, 2x, MR vs. Belmont (3/6/21)
- ▶ Assists: 1, vs. Southern Miss (2/25)

Date	Opponent	Pos	AB	R	H	RBI	2B	3B	HR	BB	SB	CS	HBP	SAC	SF	GDP	K	PO	A	E	Avg
Feb 20	vs TCU	of	1	0	0	0	0	0	0	0	0	0	0	0	0	0	1	1	0	0	.000
Feb 21	vs Texas Tech	of	1	0	0	0	0	0	0	0	0	0	0	0	0	0	0	2	0	0	.000
Feb 22	vs Texas	of	0	0	0	0	0	0	0	0	0	0	1	0	0	0	0	0	0	0	.000
Feb 27	UCF-1	of	0	0	0	0	0	0	0	0	0	0	0	0	0	0	0	0	0	0	.000
Mar 02	MEMPHIS	ph/of	1	0	0	0	0	0	0	0	0	0	0	0	0	0	0	0	0	0	.000
Mar 03	JACKSON STATE	ph/of	0	0	0	0	0	0	0	1	0	0	0	0	0	0	0	0	0	0	.000
Mar 05	BELMONT	ph/of	1	0	0	0	0	0	0	1	0	0	0	0	0	0	0	1	0	0	.000
Mar 06	BELMONT	pr/of	0	0	0	0	0	0	0	0	1	0	0	0	0	0	0	0	0	0	.000
Mar 07	BELMONT	of	1	0	0	0	0	0	0	0	0	0	0	0	0	0	0	1	0	0	.000
Mar 09	ALCORN STATE	ph	1	1	1	1	0	0	0	0	0	0	0	0	0	0	0	0	0	0	.167
Mar 12	ULM	of/of	1	0	0	0	0	0	0	0	0	0	0	0	0	0	0	1	0	0	.143
Mar 13	ULM	of	1	0	0	0	0	0	0	0	0	0	0	0	0	0	1	0	0	0	.125
Mar 16	at Louisiana Tech	of	1	0	0	0	0	0	0	0	0	0	0	0	0	0	0	0	0	0	.111
Totals		Ogs	9	1	1	1	0	0	0	2	1	0	1	0	0	0	2	6	0	0	.111

On base pct. .333 • Slugging pct. .111

CAREER STATS

Year	Avg.	GP	GS	AB	R	H	2B	3B	HR	RBI	TB	SLG%	BB	HBP	SO	GDP	OB%	SF	SH	SB	ATT	PO	A	E	FLD%
2020	.120	13	6	25	5	3	0	0	0	2	3	.120	3	1	10	0	.241	0	0	1	1	19	1	1	.952
2021	.111	13	0	9	1	1	0	0	0	1	1	.111	2	1	2	0	.333	0	0	1	1	6	0	0	1.000
TOTAL	.118	26	6	34	6	4	0	0	0	3	4	.118	5	2	12	0	.268	0	0	2	2	25	1	1	.963



7 JACOB GONZALEZ



Fr. | IF | Glendora, Calif. | Glendora

SEASON HIGHS

- ▶ Runs: 3, 2x, MR vs. Belmont (3/5)
- ▶ Hits: 3, vs. ULM (3/12)
- ▶ Home Runs: 1, 2x, MR vs. ULM (3/14)
- ▶ RBI: 2, 3x, MR vs. Memphis (3/2)
- ▶ Walks: 2, 2x, MR vs. Belmont (3/5)
- ▶ Stolen Bases: 1, vs. ULM (3/13)
- ▶ Assists: 4, 5x, MR vs. La Tech (3/16)

CAREER HIGHS

- ▶ Runs: 3, 2x, MR vs. Belmont (3/5)
- ▶ Hits: 3, vs. ULM (3/12)
- ▶ Home Runs: 1, 2x, MR vs. ULM (3/14)
- ▶ RBI: 2, 3x, MR vs. Memphis (3/2)
- ▶ Walks: 2, 2x, MR vs. Belmont (3/5)
- ▶ Stolen Bases: 1, vs. ULM (3/13)
- ▶ Assists: 4, 5x, MR vs. La Tech (3/16)

Date	Opponent	Pos	AB	R	H	RBI	2B	3B	HR	BB	SB	CS	HBP	SAC	SF	GDP	K	PO	A	E	Avg
Feb 20	vs TCU	*SS	5	0	1	0	0	0	0	0	0	1	0	0	0	0	2	2	4	0	.200
Feb 21	vs Texas Tech	*SS	4	1	2	2	0	0	1	0	0	0	0	0	0	0	2	0	3	0	.333
Feb 22	vs Texas	*SS	2	2	1	2	0	1	0	2	0	0	0	0	1	0	1	1	3	0	.364
Feb 24	ARKANSAS STATE	*SS	4	1	1	0	0	0	0	1	0	0	0	0	0	0	1	0	2	0	.333
Feb 26	UCF	*SS	4	0	0	0	0	0	0	0	0	0	0	0	0	0	0	0	0	0	.263
Feb 27	UCF-1	*SS	5	0	2	0	0	0	0	0	0	0	0	0	0	0	0	1	4	0	.292
Feb 27	UCF-2	*SS	4	0	1	0	0	0	0	0	0	0	0	0	0	0	0	1	3	0	.286
Mar 02	MEMPHIS	*SS	5	3	2	2	1	0	0	1	0	0	0	0	0	0	1	2	3	1	.303
Mar 03	JACKSON STATE	*SS	4	1	0	1	0	0	0	1	0	0	0	0	0	0	1	0	1	1	.270
Mar 05	BELMONT	*SS	2	3	1	0	0	0	0	2	0	0	0	0	0	0	0	1	0	0	.282
Mar 06	BELMONT	*SS	4	1	1	1	0	0	0	0	0	0	0	0	0	0	0	1	1	1	.279
Mar 07	BELMONT	*SS	4	0	0	0	0	0	0	1	0	0	0	0	0	0	0	0	4	0	.255
Mar 09	ALCORN STATE	*SS	3	2	1	0	0	0	0	1	0	0	0	1	0	0	0	1	3	0	.260
Mar 12	ULM	*SS	4	0	3	1	0	0	0	0	0	0	0	0	0	0	0	0	2	1	.296
Mar 13	ULM	*SS	3	0	1	0	0	0	0	1	1	0	0	0	0	0	1	1	2	1	.298
Mar 14	ULM	*SS	4	1	2	1	0	0	1	0	0	0	0	0	0	0	0	2	4	0	.311
Mar 16	at Louisiana Tech	*SS	2	0	0	0	0	0	0	0	0	0	1	0	0	0	0	0	4	0	.302
Totals			17gs	63	15	19	10	1	1	2	10	1	1	1	1	0	9	13	43	5	.302

On base pct. .400 • Slugging pct. .444



8 JUSTIN BENCH



Jr. | IF/OF | Redington Beach, Fla. | Calvary Christian

SEASON HIGHS

- ▶ Runs: 3, vs. Memphis (3/2)
- ▶ Hits: 3, 3x, MR vs. Belmont (3/6)
- ▶ Home Runs: 1, 2x, MR vs. Belmont (3/7)
- ▶ RBI: 5, vs. Memphis (3/2)
- ▶ Walks: 1, 2x, MR vs. Belmont (3/5)
- ▶ Stolen Bases: 1, 4x, MR vs. ULM (3/13)
- ▶ Assists: 3, vs. UCF (2/27)

CAREER HIGHS

- ▶ Runs: 3, 2x, MR vs. Memphis (3/2/21)
- ▶ Hits: 3, 3x, MR vs. Belmont (3/6/21)
- ▶ Home Runs: 1, 3x, MR vs. Belmont (3/7/21)
- ▶ RBI: 5, vs. Memphis (3/2/21)
- ▶ Walks: --
- ▶ Stolen Bases: 1, 7x, MR vs. ULM (3/13)
- ▶ Assists: 3, vs. UCF (2/27/21)

Date	Opponent	Pos	AB	R	H	RBI	2B	3B	HR	BB	SB	CS	HBP	SAC	SF	GDP	K	PO	A	E	Avg
Feb 20	vs TCU	*of	3	1	0	0	0	0	0	0	0	0	1	0	0	1	1	3	0	0	.000
Feb 21	vs Texas Tech	*of	4	0	0	0	0	0	0	0	0	0	0	0	0	0	1	1	0	0	.000
Feb 22	vs Texas	*of	4	0	1	2	0	0	0	0	1	0	0	0	0	0	0	1	0	0	.091
Feb 24	ARKANSAS STATE	*of	4	1	1	2	0	0	0	0	0	0	1	0	0	1	1	1	0	0	.133
Feb 26	UCF	*of	4	0	2	0	1	0	0	0	1	0	0	0	0	0	0	4	0	0	.211
Feb 27	UCF-1	*2b	4	1	1	1	0	0	0	0	0	0	1	0	0	0	0	3	3	0	.217
Feb 27	UCF-2	*of	4	2	3	1	0	0	1	0	0	0	0	0	0	0	1	2	0	0	.296
Mar 02	MEMPHIS	*of	4	3	3	5	0	1	0	1	1	0	0	0	1	0	0	2	0	0	.355
Mar 03	JACKSON STATE	*of	2	1	0	0	0	0	0	0	0	0	1	0	0	0	0	2	0	0	.333
Mar 05	BELMONT	*of/ss	4	1	0	0	0	0	0	1	0	0	1	0	0	0	0	2	1	0	.297
Mar 06	BELMONT	*of	4	1	3	0	1	0	0	0	0	1	0	0	0	0	0	3	0	0	.341
Mar 07	BELMONT	*of	5	2	2	1	0	0	1	0	0	0	0	0	0	0	1	0	0	0	.348
Mar 09	ALCORN STATE	*2b	4	1	0	0	0	0	0	0	0	0	1	0	0	0	1	0	1	0	.320
Mar 12	ULM	*of	3	2	1	1	0	0	0	0	1	0	1	0	0	0	0	1	0	0	.321
Mar 13	ULM	*of	5	0	0	0	0	0	0	0	0	0	0	0	0	0	0	2	0	0	.293
Mar 14	ULM	*of	4	0	2	0	0	0	0	0	0	1	1	0	0	1	0	3	0	0	.306
Mar 16	at Louisiana Tech	*of	3	0	0	0	0	0	0	0	0	0	0	0	0	0	0	0	0	0	.292
Totals		17gs	65	16	19	13	2	1	2	2	4	2	8	0	1	3	6	30	5	0	.292

On base pct. .382 • Slugging pct. .446

CAREER STATS

Year	Avg.	GP	GS	AB	R	H	2B	3B	HR	RBI	TB	SLG%	BB	HBP	SO	GDP	OB%	SF	SH	SB	ATT	PO	A	E	FLD%
2019	.200	14	3	15	3	3	0	0	0	4	3	.200	4	0	5	1	.368	0	1	0	0	12	12	1	.960
2020	.295	17	14	44	13	13	1	0	1	11	17	.386	9	5	6	1	.458	1	3	3	3	33	4	1	.974
2021	.292	17	17	65	16	19	2	1	2	13	29	.446	2	8	6	3	.382	1	0	4	6	30	5	0	1.000
TOTAL	.282	48	34	124	32	35	3	1	3	28	49	.395	15	13	17	5	.409	2	4	7	9	75	21	2	.980



9 HAYDEN LEATHERWOOD



***Sr. | OF | Collierville, Tenn. | Northwest Miss. CC**

SEASON HIGHS

- ▶ Runs: 2, 2x, MR vs. ULM (3/12)
- ▶ Hits: 3, vs. Jackson State (3/3)
- ▶ Home Runs: 1, vs. UCF (2/27)
- ▶ RBI: 2, 3x, MR vs. Belmont (3/5)
- ▶ Walks: 2, vs. Memphis (3/2)
- ▶ Stolen Bases: --
- ▶ Assists: 1, vs. UCF (2/27)

CAREER HIGHS

- ▶ Runs: 2, 5x, MR vs. ULM (3/12/21)
- ▶ Hits: 3, 3x, MR vs. Jackson State (3/3/21)
- ▶ Home Runs: 1, 3x, MR vs. Princeton (3/6)
- ▶ RBI: 4, vs. Xavier (2/23)
- ▶ Walks: 3, vs. Xavier (2/21)
- ▶ Stolen Bases: --
- ▶ Assists: 1, vs. UCF (2/27/21)

Date	Opponent	Pos	AB	R	H	RBI	2B	3B	HR	BB	SB	CS	HBP	SAC	SF	GDP	K	PO	A	E	Avg
Feb 20	vs TCU	*of	2	1	0	0	0	0	0	1	0	0	0	0	0	0	2	0	0	0	.000
Feb 21	vs Texas Tech	*of	2	0	1	1	0	0	0	1	0	0	0	0	0	0	0	1	0	0	.250
Feb 22	vs Texas	*of	2	0	0	0	0	0	0	1	0	1	0	0	0	0	2	3	0	0	.167
Feb 24	ARKANSAS STATE	*of	4	1	1	0	0	0	0	0	0	0	0	0	0	1	0	1	0	0	.200
Feb 26	UCF	*of	4	0	1	0	0	0	0	0	0	0	0	0	0	0	0	3	0	0	.214
Feb 27	UCF-1	*of	3	1	1	2	0	0	1	0	0	0	0	0	0	0	1	1	1	0	.235
Feb 27	UCF-2	*of	4	0	0	0	0	0	0	0	0	0	0	0	0	0	3	1	0	0	.190
Mar 02	MEMPHIS	*of	2	1	0	1	0	0	0	2	0	0	0	0	0	0	1	0	0	0	.174
Mar 03	JACKSON STATE	*of	4	2	3	2	1	0	0	0	0	0	0	0	0	0	0	1	0	0	.259
Mar 05	BELMONT	*of	3	0	1	2	0	0	0	0	0	0	0	0	1	0	0	0	0	0	.267
Mar 06	BELMONT	*of	4	0	1	0	0	0	0	0	0	0	0	0	0	0	0	1	0	0	.265
Mar 07	BELMONT	*of	3	0	0	0	0	0	0	0	0	0	0	0	0	0	0	3	0	0	.243
Mar 09	ALCORN STATE	*of	3	0	2	1	0	0	0	1	0	0	0	0	0	0	0	1	0	0	.275
Mar 12	ULM	*of	2	2	1	0	1	0	0	1	0	0	0	0	0	0	1	0	0	0	.286
Mar 13	ULM	*of	3	0	1	1	0	0	0	0	0	0	0	0	0	0	0	4	0	0	.289
Mar 14	ULM	*of	4	0	0	0	0	0	0	0	0	0	0	0	0	0	2	4	0	0	.265
Mar 16	at Louisiana Tech	*of	3	0	0	0	0	0	0	0	0	0	0	0	0	0	1	1	0	0	.250
Totals		17gs	52	8	13	10	2	0	1	7	0	1	0	0	1	1	13	25	1	0	.250

On base pct. .333 • Slugging pct. .346

CAREER STATS

Year	Avg.	GP	GS	AB	R	H	2B	3B	HR	RBI	TB	SLG%	BB	HBP	SO	GDP	OB%	SF	SH	SB	ATT	PO	A	E	FLD%
2020	.361	14	11	36	12	13	1	0	3	11	23	.639	8	0	10	0	.477	0	0	0	0	8	0	0	1.000
2021	.250	17	17	52	8	13	2	0	1	10	18	.346	7	0	13	1	.333	1	0	0	1	25	1	0	1.000
TOTAL	.295	31	28	88	20	26	3	0	4	21	41	.466	15	0	23	1	.394	1	0	0	1	33	1	0	1.000



10 JOHN RHYS PLUMLEE



So. | OF | Hattiesburg, Miss. | Oak Grove HS

SEASON HIGHS

- ▶ Runs: 1, 3x, MR vs. Alcorn State (3/9)
- ▶ Hits: 1, 3x, MR vs. La Tech (3/16)
- ▶ Home Runs: 1, vs. Arkansas State (2/24)
- ▶ RBI: 2, vs. Arkansas State (2/24)
- ▶ Walks: 1, 3x, MR vs. Belmont (3/5)
- ▶ Stolen Bases: 1, 2x, MR vs. Alcorn State (3/9)
- ▶ Assists: --

CAREER HIGHS

- ▶ Runs: 2, vs. Princeton (3/7)
- ▶ Hits: 1, 4x, MR vs. La Tech (3/16/21)
- ▶ Home Runs: 1, vs. Arkansas State (2/24/21)
- ▶ RBI: 2, vs. Arkansas State (2/24/21)
- ▶ Walks: 1, 3x, MR vs. Belmont (3/5)
- ▶ Stolen Bases: 1, 3x, MR vs. Alcorn State (3/9/21)
- ▶ Assists: --

Date	Opponent	Pos	AB	R	H	RBI	2B	3B	HR	BB	SB	CS	HBP	SAC	SF	GDP	K	PO	A	E	Avg
Feb 20	vs TCU	pr/dh	1	1	0	0	0	0	0	0	0	0	0	0	0	0	1	0	0	0	.000
Feb 24	ARKANSAS STATE	of	1	1	1	2	0	0	1	0	0	0	0	0	0	0	0	1	0	0	.500
Feb 27	UCF-1	*of	2	0	0	0	0	0	0	1	1	0	0	0	0	0	1	0	0	0	.250
Mar 02	MEMPHIS	of	1	0	0	0	0	0	0	0	0	0	0	0	0	0	1	0	0	0	.200
Mar 03	JACKSON STATE	ph/of	0	0	0	0	0	0	0	1	0	0	0	0	0	0	0	0	0	0	.200
Mar 05	BELMONT	ph/of	0	0	0	0	0	0	0	1	0	0	0	0	0	0	0	1	0	0	.200
Mar 09	ALCORN STATE	*of	4	1	1	0	0	0	0	0	1	0	0	0	0	0	1	1	0	0	.222
Mar 12	ULM	of	1	0	0	0	0	0	0	0	0	0	0	0	0	1	0	1	0	0	.200
Mar 14	ULM	pr	0	0	0	0	0	0	0	0	0	0	0	0	0	0	0	0	0	0	.200
Mar 16	at Louisiana Tech	ph/of	1	0	1	0	0	0	0	0	0	0	0	0	0	0	0	0	0	0	.273
Totals		2gs	11	3	3	2	0	0	1	3	2	0	0	0	0	1	4	4	0	0	.273

On base pct. .429 • Slugging pct. .545

CAREER STATS

Year	Avg.	GP	GS	AB	R	H	2B	3B	HR	RBI	TB	SLG%	BB	HBP	SO	GDP	OB%	SF	SH	SB	ATT	PO	A	E	FLD%
2020	.063	13	2	16	4	1	0	0	0	1	1	.063	0	1	11	0	.111	1	0	1	1	4	0	0	1.000
2021	.273	10	2	11	3	3	0	0	1	2	6	.545	3	0	4	1	.429	0	0	2	2	4	0	0	1.000
TOTAL	.148	23	4	27	7	4	0	0	1	3	7	.259	3	1	15	1	.250	1	0	3	3	8	0	0	1.000



12 GREER HOLSTON



Sr. | RHP | Long Beach, Miss. | IMG Academy

SEASON HIGHS

- ▶ IP (Start):
- ▶ IP (Relief): 2.0, vs. Memphis (3/2)
- ▶ Strikeouts: 3, vs. Memphis (3/2)
- ▶ ER Allowed:
- ▶ Runs Allowed:
- ▶ Walks:
- ▶ Hits Allowed: 1, vs. ULM (3/12)

CAREER HIGHS

- ▶ IP (Start): 7.0 vs. Furman (3/12/17)
- ▶ IP (Relief): 3.2 vs. Arkansas State (5/6/17)
- ▶ Strikeouts: 7 vs. UAPB (4/17/17)
- ▶ ER Allowed: 7 vs. ULM (5/2/17)
- ▶ Runs Allowed: 7 vs. ULM (5/2/17)
- ▶ Walks: 3, 4x, MR at ULM (3/11/20)
- ▶ Hits Allowed: 9 vs. ULM (5/2/17)

Date	Opponent	GS	IP	H	R	ER	BB	SO	2B	3B	HR	WP	BK	HBP	IBB	Score	W-L	Sv	ERA	NP
Mar 02	MEMPHIS		2.0	0	0	0	0	3	0	0	0	0	0	0	0	16-4	0-0	0	0.00	21
Mar 12	ULM		1.1	1	0	0	0	1	0	1	0	0	0	2	0	10-1	0-0	0	0.00	31
Totals		0	3.1	1	0	0	0	4	0	1	0	0	0	2	0	26-5	0-0	0	0.00	-

CAREER STATS

Year	ERA	W	L	App	GS	CG	SHO	CBO	SV	IP	H	R	ER	BB	SO	2B	3B	HR	BF	B/Avg	WP	HBP	BK	SFA	SHA
2017	5.27	2	3	17	8	0	0	2	0	54.2	55	34	32	22	55	10	2	6	244	.271	4	9	1	4	5
2018	3.27	2	1	24	0	0	0	0	0	33.0	36	17	12	9	35	10	0	2	148	.271	2	4	0	1	1
2019	0.00	0	0	1	0	0	0	0	0	1.0	0	0	0	1	1	0	0	0	5	.000	0	1	0	0	0
2020	20.25	0	0	5	1	0	0	1	0	4.0	11	10	9	8	5	0	0	0	31	.500	1	0	0	0	1
2021	0.00	0	0	2	0	0	0	0	0	3.1	1	0	0	0	4	0	1	0	12	.100	0	2	0	0	0
TOTAL	4.97	4	4	49	9	0	0	3	0	96.0	103	61	53	40	100	20	3	8	440	.278	7	16	1	5	7



13 HAYDEN DUNHURST



So. | C | Carriere, Miss. | Pearl River Central HS

SEASON HIGHS

- ▶ Runs: 3, 2x, MR vs. Alcorn State (3/9)
- ▶ Hits: 2, 3x, MR vs. UCF (2/27)
- ▶ Home Runs: 1, 2x, MR vs. ULM (3/12)
- ▶ RBI: 2, 2x, MR vs. ULM (3/12)
- ▶ Walks: 4, vs. Alcorn State (3/9)
- ▶ Stolen Bases: 1, 2x, MR vs. Jackson State (3/3)
- ▶ Assists: 4, vs. UCF (2/26)

CAREER HIGHS

- ▶ Runs: 4, at ULM (3/11/20)
- ▶ Hits: 4, at ULM (3/11/20)
- ▶ Home Runs: 2, at ULM (3/11/20)
- ▶ RBI: 5, vs. Xavier (2/21)
- ▶ Walks: 4, vs. Alcorn State (3/9/21)
- ▶ Stolen Bases: 1, 3x, MR vs. Jackson State (3/3/21)
- ▶ Assists: 4, vs. UCF (2/26/21)

Date	Opponent	Pos	AB	R	H	RBI	2B	3B	HR	BB	SB	CS	HBP	SAC	SF	GDP	K	PO	A	E	Avg
Feb 20	vs TCU	*c	4	2	2	1	0	0	0	0	0	0	0	0	0	0	0	13	1	0	.500
Feb 21	vs Texas Tech	*c	3	1	1	1	0	0	0	1	1	0	0	0	0	0	0	16	1	0	.429
Feb 22	vs Texas	*c	4	0	0	1	0	0	0	0	0	0	0	0	1	0	0	13	0	0	.273
Feb 24	ARKANSAS STATE	*dh	4	0	1	1	0	0	0	0	0	0	0	0	0	0	0	0	0	0	.267
Feb 26	UCF	*c	4	1	2	1	0	0	1	0	0	0	0	0	0	0	0	10	4	0	.316
Feb 27	UCF-1	*c	4	1	1	0	0	0	0	0	0	0	0	0	0	0	1	13	1	0	.304
Feb 27	UCF-2	*c	3	0	2	0	0	0	0	1	0	0	0	0	0	0	0	15	0	0	.346
Mar 02	MEMPHIS	*c	3	1	1	0	0	0	0	2	0	0	0	0	0	1	0	8	1	0	.345
Mar 03	JACKSON STATE	*dh	0	3	0	0	0	0	0	2	1	0	1	0	0	0	0	0	0	0	.345
Mar 05	BELMONT	*c	1	2	1	2	1	0	0	2	0	0	0	0	1	0	0	11	0	0	.367
Mar 06	BELMONT	*c	2	1	1	0	0	0	0	1	0	0	1	0	0	0	0	12	1	0	.375
Mar 07	BELMONT	*c	3	1	1	1	0	0	0	1	0	0	1	0	0	0	0	7	1	0	.371
Mar 09	ALCORN STATE	*c	0	3	0	0	0	0	0	4	1	0	1	0	0	0	0	15	0	0	.371
Mar 12	ULM	*c	4	1	1	2	0	0	1	0	0	0	0	0	0	0	2	13	1	0	.359
Mar 13	ULM	*c	5	0	1	0	0	0	0	0	0	0	0	0	0	0	1	8	2	0	.341
Mar 14	ULM	*c	4	0	0	0	0	0	0	0	0	0	0	0	0	0	1	4	2	1	.312
Totals		16gs	48	17	15	10	1	0	2	14	3	0	4	0	2	1	5	158	15	1	.312

On base pct. .485 • Slugging pct. .458

CAREER STATS

Year	Avg.	GP	GS	AB	R	H	2B	3B	HR	RBI	TB	SLG%	BB	HBP	SO	GDP	OB%	SF	SH	SB	ATT	PO	A	E	FLD%
2020	.269	17	15	52	16	14	1	0	5	15	30	.577	7	1	16	0	.355	2	0	1	1	159	7	2	.988
2021	.313	16	16	48	17	15	1	0	2	10	22	.458	14	4	5	1	.485	2	0	3	3	158	15	1	.994
TOTAL	.290	33	31	100	33	29	2	0	7	25	52	.520	21	5	21	1	.423	4	0	4	4	317	22	3	.991



14 TREY LAFLEUR



So. | IF/OF | Pensacola, Fla. | J.M. Tate HS

SEASON HIGHS

- ▶ Runs: 1, 2x, MR vs. UCF (2/27)
- ▶ Hits: 2, vs. Texas (2/22)
- ▶ Home Runs: 1, 2x, MR vs. UCF (2/27)
- ▶ RBI: 1, 2x, MR vs. UCF (2/27)
- ▶ Walks: 1, vs. Belmont (3/5)
- ▶ Stolen Bases: 1, vs. Texas (2/22)
- ▶ Assists: 1, vs. TCU (2/20)

CAREER HIGHS

- ▶ Runs: 1, 4x, MR vs. UCF (2/27)
- ▶ Hits: 2, vs. Texas (2/22/21)
- ▶ Home Runs: 1, 2x, MR vs. UCF (2/27)
- ▶ RBI: 1, 3x, MR vs. UCF (2/27)
- ▶ Walks: 1, 4x, MR vs. Belmont (3/5/21)
- ▶ Stolen Bases: 1, vs. Texas (2/22/21)
- ▶ Assists: 1, 2x, MR vs. TCU (2/20/21)

Date	Opponent	Pos	AB	R	H	RBI	2B	3B	HR	BB	SB	CS	HBP	SAC	SF	GDP	K	PO	A	E	Avg
Feb 20	vs TCU	*1b	4	0	1	0	0	0	0	0	0	0	0	0	0	1	2	6	1	0	.250
Feb 21	vs Texas Tech	*1b	3	0	0	0	0	0	0	0	0	0	0	0	0	0	2	4	0	0	.143
Feb 22	vs Texas	*1b	4	1	2	1	1	0	1	0	1	1	0	0	0	0	1	6	0	0	.273
Feb 26	UCF	pr	0	0	0	0	0	0	0	0	0	0	0	0	0	0	0	0	0	0	.273
Feb 27	UCF-1	1b	1	1	1	1	0	0	1	0	0	0	0	0	0	0	0	2	0	0	.333
Feb 27	UCF-2	*1b	2	0	0	0	0	0	0	0	0	0	0	0	0	0	2	4	0	0	.286
Mar 05	BELMONT	*1b	4	0	0	0	0	0	0	1	0	0	0	0	0	0	3	5	0	1	.222
Mar 06	BELMONT	*1b	3	0	0	0	0	0	0	0	0	0	0	0	0	0	1	5	0	0	.190
Mar 12	ULM	ph/of	1	0	0	0	0	0	0	0	0	0	0	0	0	0	0	0	0	0	.182
Mar 14	ULM	1b	0	0	0	0	0	0	0	0	0	0	0	0	0	0	0	1	0	0	.182
Mar 16	at Louisiana Tech	ph	1	0	0	0	0	0	0	0	0	0	0	0	0	0	1	0	0	0	.174
Totals		6gs	23	2	4	2	1	0	2	1	1	1	0	0	0	1	12	33	1	1	.174

On base pct. .208 • Slugging pct. .478

CAREER STATS

Year	Avg.	GP	GS	AB	R	H	2B	3B	HR	RBI	TB	SLG%	BB	HBP	SO	GDP	OB%	SF	SH	SB	ATT	PO	A	E	FLD%
2020	.000	11	2	8	2	0	0	0	0	1	0	.000	3	0	6	0	.273	0	0	0	0	25	1	1	.963
2021	.174	11	6	23	2	4	1	0	2	2	11	.478	1	0	12	1	.208	0	0	1	2	33	1	1	.971
TOTAL	.129	22	8	31	4	4	1	0	2	3	11	.355	4	0	18	1	.229	0	0	1	2	58	2	2	.968



16 TJ MCCANTS



Fr. | IF | Cantonment, Fla. | Pensacola Catholic

SEASON HIGHS

- ▶ Runs: 3, vs. Memphis (3/2)
- ▶ Hits: 2, 2x, MR vs. Memphis (3/2)
- ▶ Home Runs:
- ▶ RBI: 2, vs. Memphis (3/2)
- ▶ Walks: 2, vs. vs. Jackson State (3/3)
- ▶ Stolen Bases:
- ▶ Assists: 2, vs. UCF (2/27)

CAREER HIGHS

- ▶ Runs: 3, vs. Memphis (3/2)
- ▶ Hits: 2, 2x, MR vs. Memphis (3/2)
- ▶ Home Runs:
- ▶ RBI: 2, vs. Memphis (3/2)
- ▶ Walks: 2, vs. Jackson State (3/3)
- ▶ Stolen Bases:
- ▶ Assists: 2, vs. UCF (2/27)

Date	Opponent	Pos	AB	R	H	RBI	2B	3B	HR	BB	SB	CS	HBP	SAC	SF	GDP	K	PO	A	E	Avg
Feb 24	ARKANSAS STATE	*2b	5	1	2	0	1	0	0	0	0	0	0	0	0	0	1	2	1	0	.400
Feb 26	UCF	2b	0	0	0	0	0	0	0	0	0	0	0	0	0	0	0	1	0	0	.400
Feb 27	UCF-1	ph	1	0	0	0	0	0	0	0	0	0	0	0	0	0	1	0	0	0	.333
Feb 27	UCF-2	*2b	3	0	0	0	0	0	0	0	0	0	0	0	0	1	1	0	2	0	.222
Mar 02	MEMPHIS	*2b	3	3	2	2	0	0	0	1	0	0	0	0	0	0	1	1	1	0	.333
Mar 03	JACKSON STATE	*2b	2	0	0	0	0	0	0	2	0	0	0	0	0	0	0	1	1	0	.286
Mar 05	BELMONT	*2b	3	0	1	1	0	0	0	1	0	0	0	0	0	0	0	0	0	0	.294
Mar 06	BELMONT	*2b	4	0	0	0	0	0	0	0	0	0	0	0	0	0	0	0	0	0	.238
Mar 07	BELMONT	pr/2b	1	1	0	0	0	0	0	0	0	0	0	0	0	0	0	0	1	0	.227
Mar 13	ULM	*of	3	0	1	0	0	0	0	1	0	0	0	0	0	0	2	1	0	0	.240
Mar 16	at Louisiana Tech	of	2	0	1	0	1	0	0	0	0	0	0	0	0	0	0	0	0	0	.259
Totals		7gs	27	5	7	3	2	0	0	5	0	0	0	0	0	1	6	6	6	0	.259

On base pct. .375 • Slugging pct. .333



17 GUNNAR HOGLUND



Jr. | RHP/IF | Hudson, Fla. | Dayspring Christian

SEASON HIGHS

- ▶ IP (Start): 7.0, vs. UCF (2/27)
- ▶ IP (Relief): --
- ▶ Strikeouts: 14, vs. ULM (3/12)
- ▶ ER Allowed: 3, 2x, MR vs. Belmont (3/6)
- ▶ Runs Allowed: 3, 2x, MR vs. Belmont (3/6)
- ▶ Walks: 3, vs. Texas Tech (2/21)
- ▶ Hits Allowed: 6, vs. UCF (2/27)

CAREER HIGHS

- ▶ IP (Start): 7.0, vs. UCF (2/27/21)
- ▶ IP (Relief): 1.2 vs. Southern Miss (4/9/19)
- ▶ Strikeouts: 14, vs. ULM (3/12/21)
- ▶ ER Allowed: 6 at Arkansas (6/10/19)
- ▶ Runs Allowed: 6 at Arkansas (6/10/19)
- ▶ Walks: 3, vs. Texas Tech (2/21/21)
- ▶ Hits Allowed: 9 at LSU (5/5/19)

Date	Opponent	GS	IP	H	R	ER	BB	SO	2B	3B	HR	WP	BK	HBP	IBB	Score	W-L	Sv	ERA	NP
Feb 21	vs Texas Tech	*	5.1	3	3	3	3	11	0	0	2	0	0	0	0	5-4	1-0	0	5.06	95
Feb 27	UCF-1	*	7.0	6	2	2	0	10	1	0	0	0	0	1	0	6-5	1-0	0	3.65	104
Mar 06	BELMONT	*	5.1	5	3	3	2	7	0	0	1	0	0	0	0	4-3	1-0	0	4.08	96
Mar 12	ULM	*	6.0	2	0	0	1	14	1	0	0	1	0	0	0	10-1	2-0	0	3.04	89
Totals		4	23.2	16	8	8	6	42	2	0	3	1	0	1	0	25-13	2-0	0	3.04	-

CAREER STATS

Year	ERA	W	L	App	GS	CG	SHO	CBO	SV	IP	H	R	ER	BB	SO	2B	3B	HR	BF	B/Avg	WP	HBP	BK	SFA	SHA
2019	5.29	3	3	17	16	0	0	0	0	68.0	77	45	40	14	53	14	1	7	299	.282	2	7	0	3	2
2020	1.16	3	0	4	4	0	0	1	0	23.1	18	5	3	4	37	5	1	0	94	.205	2	1	0	0	1
2021	3.04	2	0	4	4	0	0	0	0	23.2	16	8	8	6	42	2	0	3	95	.186	1	1	0	1	1
TOTAL	3.99	8	3	25	24	0	0	1	0	115.0	111	58	51	24	132	21	2	10	488	.248	5	9	0	4	4



18 MITCH MURRELL



So. | RHP | Ocean Springs, Miss. | Ocean Springs HS

SEASON HIGHS

- ▶ IP (Start): --
- ▶ IP (Relief): 2.0, vs. La Tech (3/16)
- ▶ Strikeouts: 2, 2x, MR vs. La Tech (3/16)
- ▶ ER Allowed: --
- ▶ Runs Allowed: --
- ▶ Walks: 1, vs. Belmont (3/5)
- ▶ Hits Allowed: 1, vs. La Tech (3/16)

CAREER HIGHS

- ▶ IP (Start): --
- ▶ IP (Relief): 2.0, vs. La Tech (3/16/21)
- ▶ Strikeouts: 2, 2x, MR vs. La Tech (3/16/21)
- ▶ ER Allowed: --
- ▶ Runs Allowed: --
- ▶ Walks: 1, vs. Belmont (3/5/21)
- ▶ Hits Allowed: 1, 2x, MR vs. La Tech (3/16/21)

Date	Opponent	GS	IP	H	R	ER	BB	SO	2B	3B	HR	WP	BK	HBP	IBB	Score	W-L	Sv	ERA	NP
Mar 05	BELMONT		1.0	0	0	0	1	2	0	0	0	0	0	0	0	12-4	0-0	0	0.00	23
Mar 16	at Louisiana Tech		2.0	1	0	0	0	2	0	0	0	0	0	0	0	1-13	0-0	0	0.00	24
Totals		0	3.0	1	0	0	1	4	0	0	0	0	0	0	0	13-17	0-0	0	0.00	-

CAREER STATS

Year	ERA	W	L	App	GS	CG	SHO	CBO	SV	IP	H	R	ER	BB	SO	2B	3B	HR	BF	B/Avg	WP	HBP	BK	SFA	SHA
2020	0.00	0	0	1	0	0	0	0	0	1.0	1	0	0	0	1	0	0	0	5	.250	0	1	0	0	0
2021	0.00	0	0	2	0	0	0	0	0	3.0	1	0	0	1	4	0	0	0	12	.091	0	0	0	0	0
TOTAL	0.00	0	0	3	0	0	0	0	0	4.0	2	0	0	1	5	0	0	0	17	.133	0	1	0	0	0



19 CAEL BAKER



***Sr. | IF | Gahanna, Ohio | Wabash Valley College**

SEASON HIGHS

- ▶ Runs: 2, vs. Belmont (3/5)
- ▶ Hits: 2, vs. Belmont (3/5)
- ▶ Home Runs: 1, vs. Arkansas State (2/24)
- ▶ RBI: 2, 2x, MR vs. Alcorn State (3/9)
- ▶ Walks: 2, 2x, MR vs. Belmont (3/7)
- ▶ Stolen Bases: --
- ▶ Assists: 1, 5x, MR vs. La Tech (3/16)

CAREER HIGHS

- ▶ Runs: 2, 5x, MR vs. Belmont (3/5/21)
- ▶ Hits: 4, vs. Louisville (2/15)
- ▶ Home Runs: 2, vs. Louisville (2/15)
- ▶ RBI: 4, vs. Louisville (2/15)
- ▶ Walks: 2, 3x, MR vs. Belmont (3/7/21)
- ▶ Stolen Bases: --
- ▶ Assists: 2, 2x, MR vs. High Point (2/28)

Date	Opponent	Pos	AB	R	H	RBI	2B	3B	HR	BB	SB	CS	HBP	SAC	SF	GDP	K	PO	A	E	Avg
Feb 24	ARKANSAS STATE	*1b	3	1	1	2	0	0	1	2	0	0	0	0	0	0	1	3	0	0	.333
Feb 26	UCF	*1b	3	0	1	1	0	0	0	0	0	0	1	0	0	0	2	6	0	0	.333
Feb 27	UCF-1	*1b	3	1	1	1	1	0	0	0	0	0	0	0	0	0	2	3	1	0	.333
Feb 27	UCF-2	1b	2	0	0	0	0	0	0	0	0	0	0	0	0	0	2	3	0	0	.273
Mar 02	MEMPHIS	*1b	3	1	0	1	0	0	0	2	0	0	0	0	0	0	2	7	0	1	.214
Mar 03	JACKSON STATE	*1b	3	1	1	2	0	0	0	1	0	0	0	0	0	0	0	5	1	0	.235
Mar 05	BELMONT	*dh	4	2	2	1	0	0	0	1	0	0	0	0	0	0	1	0	0	0	.286
Mar 06	BELMONT	1b	1	0	0	0	0	0	0	0	0	0	0	0	0	0	1	2	0	0	.273
Mar 07	BELMONT	*1b	2	0	0	0	0	0	0	2	0	0	0	0	0	0	1	8	0	0	.250
Mar 09	ALCORN STATE	*1b	3	0	0	2	0	0	0	0	0	1	2	0	0	0	2	4	0	1	.222
Mar 12	ULM	*1b	4	0	1	0	1	0	0	0	0	0	0	0	0	0	3	5	1	0	.226
Mar 14	ULM	*1b	3	0	0	0	0	0	0	0	0	0	0	0	0	0	1	8	1	0	.206
Mar 16	at Louisiana Tech	*1b	2	0	0	0	0	0	0	0	0	0	0	0	0	0	1	4	1	0	.194
Totals		11gs	36	6	7	10	2	0	1	8	0	1	3	0	0	0	19	58	5	2	.194

On base pct. .383 • Slugging pct. .333

CAREER STATS

Year	Avg.	GP	GS	AB	R	H	2B	3B	HR	RBI	TB	SLG%	BB	HBP	SO	GDP	OB%	SF	SH	SB	ATT	PO	A	E	FLD%
2020	.220	16	15	50	8	11	3	0	4	15	26	.520	9	2	17	1	.349	2	0	0	0	53	10	0	1.000
2021	.194	13	11	36	6	7	2	0	1	10	12	.333	8	3	19	0	.383	0	0	0	1	58	5	2	.969
TOTAL	.209	29	26	86	14	18	5	0	5	25	38	.442	17	5	36	1	.364	2	0	0	1	111	15	2	.984



20 CALVIN HARRIS



Fr. | DH/C | Peosta, Iowa | Western Dubuque

SEASON HIGHS

- ▶ Runs: 1, vs. UCF (2/27)
- ▶ Hits: 1, 2x, MR vs. UCF (2/27)
- ▶ Home Runs:
- ▶ RBI: 1, 3x, vs. ULM (3/13)
- ▶ Walks: 1, vs. Memphis (3/2)
- ▶ Stolen Bases:
- ▶ Assists:

CAREER HIGHS

- ▶ Runs: 1, vs. UCF (2/27)
- ▶ Hits: 1, 2x, MR vs. UCF (2/27)
- ▶ Home Runs:
- ▶ RBI: 1, 3x, MR vs. ULM (3/12)
- ▶ Walks: 1, vs. Memphis (3/2)
- ▶ Stolen Bases:
- ▶ Assists:

Date	Opponent	Pos	AB	R	H	RBI	2B	3B	HR	BB	SB	CS	HBP	SAC	SF	GDP	K	PO	A	E	Avg	
Feb 22	vs Texas	ph	1	0	0	0	0	0	0	0	0	0	0	0	0	0	0	0	0	0	0	.000
Feb 24	ARKANSAS STATE	dh	1	0	0	1	0	0	0	0	0	0	0	0	0	0	0	0	0	0	0	.000
Feb 27	UCF-1	ph	1	1	1	0	1	0	0	0	0	0	0	0	0	0	0	0	0	0	0	.333
Feb 27	UCF-2	*dh	4	0	1	0	0	0	0	0	0	0	0	0	0	0	2	0	0	0	0	.286
Mar 02	MEMPHIS	dh	0	0	0	0	0	0	0	1	0	0	0	0	0	0	0	0	0	0	0	.286
Mar 03	JACKSON STATE	dh	1	0	0	0	0	0	0	0	0	0	0	0	0	0	0	0	0	0	0	.250
Mar 07	BELMONT	pr	1	0	0	0	0	0	0	0	0	0	0	0	0	0	0	0	0	0	0	.222
Mar 09	ALCORN STATE	dh	1	0	0	1	0	0	0	0	0	0	0	0	1	0	0	0	0	0	0	.200
Mar 13	ULM	*dh	4	0	0	1	0	0	0	0	0	0	0	0	0	0	2	0	0	0	0	.143
Mar 14	ULM	ph	1	0	0	0	0	0	0	0	0	0	0	0	0	0	0	0	0	0	0	.133
Mar 16	at Louisiana Tech	dh	1	0	0	0	0	0	0	0	0	0	0	0	0	0	0	0	0	0	0	.125
Totals		2gs	16	1	2	3	1	0	0	1	0	0	0	0	1	0	4	0	0	0	0	.125

On base pct. .167 • Slugging pct. .188



21 DREW MCDANIEL



So. | RHP | Lafayette, La. | Saint Thomas More HS

SEASON HIGHS

- ▶ IP (Start): 5.2, vs. ULM (3/13)
- ▶ IP (Relief): 1.0, vs. TCU (2/20)
- ▶ Strikeouts: 8, vs. Arkansas State (2/24)
- ▶ ER Allowed: 1, 3x, MR vs. ULM (3/13)
- ▶ Runs Allowed: 4, vs. Memphis (3/2)
- ▶ Walks: 2, vs. Memphis (3/2)
- ▶ Hits Allowed: 4, 2x, MR vs. ULM (3/13)

CAREER HIGHS

- ▶ IP (Start): 5.2, vs. ULM (3/13)
- ▶ IP (Relief): 2.0 vs. Xavier (2/21/20)
- ▶ Strikeouts: 8, vs. Arkansas State (2/24/21)
- ▶ ER Allowed: 3 vs. Princeton (3/7/20)
- ▶ Runs Allowed: 4, vs. Memphis (3/2)
- ▶ Walks: 2, vs. Memphis (3/2)
- ▶ Hits Allowed: 4, 2x, MR vs. ULM (3/12/21)

Date	Opponent	GS	IP	H	R	ER	BB	SO	2B	3B	HR	WP	BK	HBP	IBB	Score	W-L	Sv	ERA	NP
Feb 20	vs TCU		1.0	2	0	0	1	1	0	0	0	0	0	0	0	7-3	0-0	0	0.00	21
Feb 24	ARKANSAS STATE	*	4.1	2	1	1	1	8	1	0	1	0	0	0	0	12-1	1-0	0	1.69	71
Mar 02	MEMPHIS	*	4.0	4	4	1	2	4	0	0	0	0	0	1	0	16-4	2-0	0	1.93	77
Mar 13	ULM	*	5.2	4	2	1	0	5	0	1	0	0	0	0	0	6-5	2-0	0	1.80	85
Totals		3	15.0	12	7	3	4	18	1	1	1	0	0	1	0	41-13	2-0	0	1.80	-

CAREER STATS

Year	ERA	W	L	App	GS	CG	SHO	CBO	SV	IP	H	R	ER	BB	SO	2B	3B	HR	BF	B/Avg	WP	HBP	BK	SFA	SHA
2020	9.00	0	0	3	0	0	0	1	0	3.0	3	3	3	3	2	0	0	1	16	.300	1	3	0	0	0
2021	1.80	2	0	4	3	0	0	0	0	15.0	12	7	3	4	18	1	1	1	64	.207	0	1	0	0	1
TOTAL	3.00	2	0	7	3	0	0	1	0	18.0	15	10	6	7	20	1	1	2	80	.221	1	4	0	0	1



22 MAX CIOFFI



***Sr. | RHP | Chicago, Ill. | Saint Patrick HS**

SEASON HIGHS

- ▶ IP (Start): --
- ▶ IP (Relief): 1.2, vs. Texas Tech (2/21)
- ▶ Strikeouts: 3, vs. Texas Tech (2/21)
- ▶ ER Allowed: 1, vs. Texas Tech (2/21)
- ▶ Runs Allowed: 1, vs. Texas Tech (2/21)
- ▶ Walks: 4, vs. Texas Tech (2/21)
- ▶ Hits Allowed: 1, vs. Texas Tech (2/21)

CAREER HIGHS

- ▶ IP (Start): 3.2 vs. North Alabama (4/2/19)
- ▶ IP (Relief): 3.2, 2x, MR vs. Little Rock (3/5/19)
- ▶ Strikeouts: 7 vs. Little Rock (3/5/19)
- ▶ ER Allowed: 3, 3x, MR vs. Mississippi State (5/12/19)
- ▶ Runs Allowed: 5 vs. North Alabama
- ▶ Walks: 4, vs. Texas Tech (2/21/21)
- ▶ Hits Allowed: 6 vs. North Alabama (4/2/19)

Date	Opponent	GS	IP	H	R	ER	BB	SO	2B	3B	HR	WP	BK	HBP	IBB	Score	W-L	Sv	ERA	NP
Feb 21	vs Texas Tech		1.2	1	1	1	4	3	1	0	0	0	0	0	0	5-4	0-0	0	5.40	47
Totals		0	1.2	1	1	1	4	3	1	0	0	0	0	0	0	5-4	0-0	0	5.40	-

CAREER STATS

Year	ERA	W	L	App	GS	CG	SHO	CBO	SV	IP	H	R	ER	BB	SO	2B	3B	HR	BF	B/Avg	WP	HBP	BK	SFA	SHA
2018	1.96	0	0	14	0	0	0	2	0	23.0	14	5	5	9	16	4	1	1	93	.175	2	3	0	1	0
2019	4.45	2	2	16	1	0	0	0	0	30.1	31	18	15	9	38	6	0	4	130	.263	1	2	0	0	1
2020	0.00	0	0	6	0	0	0	0	1	8.0	3	1	0	0	12	1	0	0	26	.115	1	0	0	0	0
2021	5.40	0	0	1	0	0	0	0	0	1.2	1	1	1	4	3	1	0	0	9	.200	0	0	0	0	0
TOTAL	3.00	2	2	37	1	0	0	2	1	63.0	49	25	21	22	69	12	1	5	258	.214	4	5	0	1	1



23 JOSH MALLITZ



Fr. | RHP | Tampa, Fla. | Tampa Jesuit

SEASON HIGHS

- ▶ IP (Start): 4.0, 2x, MR vs. La Tech (3/16)
- ▶ IP (Relief): 1.0, 2x, MR vs. Jackson State (3/3)
- ▶ Strikeouts: 6, vs. Alcorn State (3/9)
- ▶ ER Allowed: 3, vs. La Tech (3/16)
- ▶ Runs Allowed: 3, vs. La Tech (3/16)
- ▶ Walks: 2, vs. La Tech (3/16)
- ▶ Hits Allowed: 4, vs. Alcorn State (3/9)

CAREER HIGHS

- ▶ IP (Start): 4.0, 2x, MR vs. La Tech (3/16)
- ▶ IP (Relief): 1.0, 2x, MR vs. Jackson State (3/3)
- ▶ Strikeouts: 6, vs. Alcorn State (3/9)
- ▶ ER Allowed: 3, vs. La Tech (3/16)
- ▶ Runs Allowed: 3, vs. La Tech (3/16)
- ▶ Walks: 2, vs. La Tech (3/16)
- ▶ Hits Allowed: 4, vs. Alcorn State (3/9)

Date	Opponent	GS	IP	H	R	ER	BB	SO	2B	3B	HR	WP	BK	HBP	IBB	Score	W-L	Sv	ERA	NP
Feb 22	vs Texas		1.0	0	0	0	0	2	0	0	0	0	0	0	0	8-1	0-0	0	0.00	13
Feb 27	UCF-1		0.0	0	2	1	1	0	0	0	0	0	0	0	0	6-5	0-0	0	9.00	8
Mar 03	JACKSON STATE		1.0	0	0	0	0	1	0	0	0	0	0	0	0	12-1	0-0	0	4.50	6
Mar 05	BELMONT		0.2	1	0	0	0	0	0	0	0	0	0	0	0	12-4	0-0	0	3.38	8
Mar 09	ALCORN STATE	*	4.0	4	0	0	1	6	1	0	0	0	0	0	0	11-1	1-0	0	1.35	58
Mar 16	at Louisiana Tech	*	4.0	4	3	3	2	5	4	0	0	0	0	0	0	1-13	1-1	0	3.38	71
Totals		2	10.2	9	5	4	4	14	5	0	0	0	0	0	0	50-25	1-1	0	3.38	-



24 JACKSON KIMBRELL



So. | LHP | Birmingham, Ala. | Oak Mountain HS

SEASON HIGHS

- ▶ IP (Start): --
- ▶ IP (Relief): 3.0, vs. Memphis (3/2)
- ▶ Strikeouts: 5, vs. Memphis (3/2)
- ▶ ER Allowed: 2, vs. ULM (3/14)
- ▶ Runs Allowed: 2, vs. ULM (3/14)
- ▶ Walks: 2, 2x, MR vs. ULM (3/14)
- ▶ Hits Allowed: 3, vs. UCF (2/27)

CAREER HIGHS

- ▶ IP (Start): 5.0, at ULM (3/11/20)
- ▶ IP (Relief): 3.0, vs. Memphis (3/2/21)
- ▶ Strikeouts: 5, vs. Memphis (3/2/21)
- ▶ ER Allowed: 2, vs. ULM (3/14/21)
- ▶ Runs Allowed: 2, 2x, MR vs. ULM (3/12/21)
- ▶ Walks: 2, 3x, MR vs. ULM (3/14/21)
- ▶ Hits Allowed: 6, at ULM (3/11/20)

Date	Opponent	GS	IP	H	R	ER	BB	SO	2B	3B	HR	WP	BK	HBP	IBB	Score	W-L	Sv	ERA	NP
Feb 20	vs TCU		2.1	2	0	0	1	4	0	0	0	1	0	0	0	7-3	1-0	0	0.00	44
Feb 24	ARKANSAS STATE		1.2	0	0	0	1	2	0	0	0	0	0	0	0	12-1	1-0	0	0.00	19
Feb 27	UCF-1		1.2	3	0	0	0	2	0	0	0	0	0	0	0	6-5	2-0	0	0.00	23
Mar 02	MEMPHIS		3.0	0	0	0	0	5	0	0	0	0	0	0	0	16-4	2-0	0	0.00	35
Mar 06	BELMONT		1.2	0	0	0	2	1	0	0	0	0	0	0	0	4-3	2-0	0	0.00	29
Mar 14	ULM		1.0	1	2	2	2	1	0	0	0	1	0	0	0	3-8	2-0	0	1.59	23
Totals		0	11.1	6	2	2	6	15	0	0	0	2	0	0	0	48-24	2-0	0	1.59	-

CAREER STATS

Year	ERA	W	L	App	GS	CG	SHO	CBO	SV	IP	H	R	ER	BB	SO	2B	3B	HR	BF	B/Avg	WP	HBP	BK	SFA	SHA
2020	2.45	2	0	5	2	0	0	1	0	11.0	11	4	3	3	9	0	0	1	48	.244	1	0	0	0	0
2021	1.59	2	0	6	0	0	0	0	0	11.1	6	2	2	6	15	0	0	0	43	.162	2	0	0	0	0
TOTAL	2.01	4	0	11	2	0	0	1	0	22.1	17	6	5	9	24	0	0	1	91	.207	3	0	0	0	0



25 TIM ELKO



***Sr. | IF/OF | Lutz, Fla. | Hillborough HS**

SEASON HIGHS

- ▶ Runs: 3, 3x, MR vs. ULM (3/13)
- ▶ Hits: 3, vs. Belmont (3/5)
- ▶ Home Runs: 2, vs. Belmont (3/7)
- ▶ RBI: 5, 2x, MR vs. ULM (3/12)
- ▶ Walks: 2, 4x, MR vs. Alcorn State (3/9)
- ▶ Stolen Bases: --
- ▶ Assists: 2, 2x, MR vs. ULM (3/13)

CAREER HIGHS

- ▶ Runs: 3, 4x, MR vs. ULM (3/13/21)
- ▶ Hits: 3, 3x, MR vs. Belmont (3/5/21)
- ▶ Home Runs: 2, vs. Belmont (3/7/21)
- ▶ RBI: 5, 2x, MR vs. ULM (3/12/21)
- ▶ Walks: 2, 6x, MR vs. Alcorn State (3/9/21)
- ▶ Stolen Bases: 2 at Georgia State (3/14/18)
- ▶ Assists: 3 at Georgia State (3/13/18)

Date	Opponent	Pos	AB	R	H	RBI	2B	3B	HR	BB	SB	CS	HBP	SAC	SF	GDP	K	PO	A	E	Avg
Feb 20	vs TCU	*3b	4	0	1	0	0	0	0	0	0	0	0	0	0	0	1	1	0	0	.250
Feb 21	vs Texas Tech	*3b	4	1	0	0	0	0	0	0	0	0	0	0	0	0	2	0	0	0	.125
Feb 22	vs Texas	*3b	4	1	1	0	0	0	0	0	0	0	1	0	0	0	1	1	1	0	.167
Feb 24	ARKANSAS STATE	*3b	2	0	0	0	0	0	0	2	0	0	0	0	0	0	1	0	1	0	.143
Feb 26	UCF	*3b	4	0	0	0	0	0	0	0	0	0	0	0	0	0	2	0	1	0	.111
Feb 27	UCF-1	*3b	4	0	1	1	0	0	0	1	0	0	0	0	0	0	2	1	1	1	.136
Feb 27	UCF-2	*3b	3	0	0	0	0	0	0	1	0	0	0	0	0	1	0	0	1	0	.120
Mar 02	MEMPHIS	*3b	4	1	2	2	0	0	1	2	0	0	0	0	0	0	0	0	0	0	.172
Mar 03	JACKSON STATE	*3b	2	2	1	2	0	0	1	2	0	0	0	0	0	0	1	0	1	0	.194
Mar 05	BELMONT	*3b	5	2	3	5	1	0	1	0	0	0	1	0	0	0	0	1	1	0	.250
Mar 06	BELMONT	*3b	3	0	2	0	0	0	0	1	0	0	0	0	0	0	0	0	0	0	.282
Mar 07	BELMONT	*3b	3	3	2	4	0	0	2	0	0	0	1	0	0	0	0	2	2	0	.310
Mar 09	ALCORN STATE	*3b	3	3	2	3	1	0	0	2	0	0	0	0	0	0	1	1	1	0	.333
Mar 12	ULM	*3b	4	1	2	5	1	0	1	1	0	0	0	0	0	0	1	1	0	0	.347
Mar 13	ULM	*3b	4	3	2	0	1	0	0	0	0	0	1	0	0	0	1	0	2	1	.358
Mar 14	ULM	*3b	4	1	1	2	0	0	1	0	0	0	0	0	0	0	0	1	1	0	.351
Mar 16	at Louisiana Tech	*3b	3	0	0	0	0	0	0	1	0	0	0	0	0	0	1	0	0	1	.333
Totals		17gs	60	18	20	24	4	0	7	13	0	0	4	0	0	1	14	9	13	3	.333

On base pct. .481 • Slugging pct. .750

CAREER STATS

Year	Avg.	GP	GS	AB	R	H	2B	3B	HR	RBI	TB	SLG%	BB	HBP	SO	GDP	OB%	SF	SH	SB	ATT	PO	A	E	FLD%
2018	.216	29	11	51	10	11	3	0	1	5	17	.333	3	0	16	0	.255	1	0	2	2	16	17	2	.943
2019	.212	32	19	66	10	14	2	1	2	9	24	.364	9	1	17	1	.316	0	0	1	2	35	3	0	1.000
2020	.354	14	12	48	12	17	4	1	3	15	32	.667	2	0	13	0	.373	1	0	3	3	32	4	0	1.000
2021	.333	17	17	60	18	20	4	0	7	24	45	.750	13	4	14	1	.481	0	0	0	0	9	13	3	.880
TOTAL	.276	92	59	225	50	62	13	2	13	53	118	.524	27	5	60	2	.363	2	0	6	7	92	37	5	.963



26 DOUG NIKHAZY



Jr. | LHP/OF | Windermere, Fla. | West Orange HS

SEASON HIGHS

- ▶ IP (Start): 6.1, vs. UCF (2/26)
- ▶ IP (Relief): --
- ▶ Strikeouts: 10, vs. Belmont (3/5)
- ▶ ER Allowed: 3, vs. TCU (2/20)
- ▶ Runs Allowed: 3, vs. TCU (2/20)
- ▶ Walks: 4, vs. TCU (2/20)
- ▶ Hits Allowed: 3, 2x, MR vs. UCF (2/26)

CAREER HIGHS

- ▶ IP (Start): 8.0, 2x, MR vs. Clemson (6/1/19)
- ▶ IP (Relief): 1.2 vs. Long Beach State (3/2/19)
- ▶ Strikeouts: 12 vs. Princeton (3/6/20)
- ▶ ER Allowed: 5 at Arkansas (6/9/19)
- ▶ Runs Allowed: 5 at Arkansas (6/9/19)
- ▶ Walks: 5 at Arkansas (3/31/19)
- ▶ Hits Allowed: 10 at Arkansas (6/9/19)

Date	Opponent	GS	IP	H	R	ER	BB	SO	2B	3B	HR	WP	BK	HBP	IBB	Score	W-L	Sv	ERA	NP
Feb 20	vs TCU	*	1.2	3	3	3	4	3	2	0	0	0	0	0	0	7-3	0-0	0	16.20	55
Feb 26	UCF	*	6.1	3	2	2	1	9	0	0	2	0	0	1	0	2-3	0-1	0	5.62	90
Mar 05	BELMONT	*	5.0	2	1	1	2	10	0	0	1	0	0	0	0	12-4	1-1	0	4.15	89
Totals		3	13.0	8	6	6	7	22	2	0	3	0	0	1	0	21-10	1-1	0	4.15	-

CAREER STATS

Year	ERA	W	L	App	GS	CG	SHO	CBO	SV	IP	H	R	ER	BB	SO	2B	3B	HR	BF	B/Avg	WP	HBP	BK	SFA	SHA
2019	3.31	9	3	20	14	0	0	2	1	89.2	78	34	33	33	86	16	0	10	374	.237	5	8	0	3	1
2020	2.35	3	1	4	4	0	0	2	0	23.0	9	6	6	9	31	2	0	0	85	.120	1	1	0	0	0
2021	4.15	1	1	3	3	0	0	0	0	13.0	8	6	6	7	22	2	0	3	56	.167	0	1	0	0	0
TOTAL	3.22	13	5	27	21	0	0	4	1	125.2	95	46	45	49	139	20	0	13	515	.210	6	10	0	3	1



27 TAYLOR BROADWAY



Sr. | RHP | Cypress, Texas | Tyler JC

SEASON HIGHS

- ▶ IP (Start): --
- ▶ IP (Relief): 4.0, vs. TCU (2/20)
- ▶ Strikeouts: 5, vs. TCU (2/20)
- ▶ ER Allowed: 3, vs. ULM (3/13)
- ▶ Runs Allowed: 3, vs. ULM (3/13)
- ▶ Walks: 2, vs. Belmont (3/6)
- ▶ Hits Allowed: 4, vs. ULM (3/13)

CAREER HIGHS

- ▶ IP (Start): --
- ▶ IP (Relief): 4.0, vs. TCU (2/20/21)
- ▶ Strikeouts: 5, vs. TCU (2/20/21)
- ▶ ER Allowed: 3, 4x, MR vs. ULM (3/13/21)
- ▶ Runs Allowed: 3, 6x, MR vs. ULM (3/12/21)
- ▶ Walks: 2, 2x, MR vs. Belmont (3/6/21)
- ▶ Hits Allowed: 7, vs. Louisville (2/14/19)

Date	Opponent	GS	IP	H	R	ER	BB	SO	2B	3B	HR	WP	BK	HBP	IBB	Score	W-L	Sv	ERA	NP
Feb 20	vs TCU		4.0	1	0	0	0	5	0	0	0	0	0	0	0	7-3	0-0	1	0.00	61
Feb 26	UCF		1.0	2	1	0	0	1	1	0	0	0	0	0	0	2-3	0-0	1	0.00	16
Mar 06	BELMONT		2.0	0	0	0	2	4	0	0	0	0	0	0	0	4-3	1-0	1	0.00	37
Mar 07	BELMONT		1.0	2	1	1	0	1	1	0	0	0	0	1	0	8-7	2-0	1	1.12	23
Mar 13	ULM		2.0	4	3	3	1	2	0	0	0	0	0	0	0	6-5	3-0	1	3.60	40
Totals		0	10.0	9	5	4	3	13	2	0	0	0	0	1	0	27-21	3-0	1	3.60	-

CAREER STATS

Year	ERA	W	L	App	GS	CG	SHO	CBO	SV	IP	H	R	ER	BB	SO	2B	3B	HR	BF	B/Avg	WP	HBP	BK	SFA	SHA
2019	6.56	1	0	15	0	0	0	1	0	23.1	32	18	17	3	23	7	1	5	104	.327	3	1	0	1	1
2020	0.56	2	0	7	0	0	0	0	0	16.0	16	3	1	3	18	3	0	0	64	.271	1	2	1	0	0
2021	3.60	3	0	5	0	0	0	0	1	10.0	9	5	4	3	13	2	0	0	41	.257	0	1	0	0	2
TOTAL	4.01	6	0	27	0	0	0	1	1	49.1	57	26	22	9	54	12	1	5	209	.297	4	4	1	1	3



28 AUSTIN MILLER



Sr. | RHP | North Liberty, Iowa | Kirkwood CC

SEASON HIGHS

- ▶ IP (Start): --
- ▶ IP (Relief): 2.0, vs. Belmont (3/7)
- ▶ Strikeouts: 3, vs. Belmont (3/7)
- ▶ ER Allowed: 1, vs. La Tech (3/16)
- ▶ Runs Allowed: 1, vs. La Tech (3/16)
- ▶ Walks: 2, vs. UCF (2/26)
- ▶ Hits Allowed: 2, vs. La Tech (3/16)

CAREER HIGHS

- ▶ IP (Start): --
- ▶ IP (Relief): 4.0 vs. Long Beach State (3/1/19)
- ▶ Strikeouts: 6 vs. Vanderbilt (5/26/19)
- ▶ ER Allowed: 4 at Arkansas State (5/18/18)
- ▶ Runs Allowed: 4, 2x, MR vs. Mississippi State (5/12/19)
- ▶ Walks: 4 vs. Vanderbilt (5/26/19)
- ▶ Hits Allowed: 4 at Arkansas (6/10/19)

Date	Opponent	GS	IP	H	R	ER	BB	SO	2B	3B	HR	WP	BK	HBP	IBB	Score	W-L	Sv	ERA	NP
Feb 21	vs Texas Tech		1.2	1	0	0	0	2	1	0	0	0	0	0	0	5-4	0-0	0	0.00	30
Feb 26	UCF		1.2	1	0	0	2	0	0	0	0	0	0	0	0	2-3	0-0	0	0.00	26
Mar 07	BELMONT		2.0	0	0	0	1	3	0	0	0	1	0	0	1	8-7	0-0	0	0.00	29
Mar 13	ULM		1.1	0	0	0	0	1	0	0	0	0	0	0	0	6-5	0-0	0	0.00	16
Mar 16	at Louisiana Tech		1.0	2	1	1	0	0	1	0	0	0	0	0	0	1-13	0-0	0	1.17	15
Totals		0	7.2	4	1	1	3	6	2	0	0	1	0	0	1	22-32	0-0	0	1.17	-

CAREER STATS

Year	ERA	W	L	App	GS	CG	SHO	CBO	SV	IP	H	R	ER	BB	SO	2B	3B	HR	BF	B/Avg	WP	HBP	BK	SFA	SHA
2018	4.02	0	0	12	0	0	0	2	0	15.2	13	8	7	3	22	3	1	2	63	.217	1	0	0	0	0
2019	3.15	5	3	32	0	0	0	1	2	54.1	40	21	19	25	62	7	1	4	228	.207	5	2	0	4	4
2020	2.08	2	0	7	0	0	0	1	0	13.0	7	3	3	5	19	1	0	3	51	.159	1	1	0	1	0
2021	1.17	0	0	5	0	0	0	0	0	7.2	4	1	1	3	6	2	0	0	26	.174	1	0	0	0	0
TOTAL	2.98	7	3	56	0	0	0	4	2	90.2	64	33	30	36	109	13	2	9	368	.200	8	3	0	5	4



29 BRADEN FORSYTH



Jr. | RHP | Coldwater, Miss. | Meridian CC

SEASON HIGHS

- ▶ IP (Start): --
- ▶ IP (Relief): 1.2, vs. ULM (3/12)
- ▶ Strikeouts: 3, vs. Jackson State (3/3)
- ▶ ER Allowed: 2, vs. Belmont (3/7)
- ▶ Runs Allowed: 2, vs. Belmont (3/7)
- ▶ Walks: 2, vs. UCF (2/27)
- ▶ Hits Allowed: 1, 2x, MR vs. Belmont (3/7)

CAREER HIGHS

- ▶ IP (Start): --
- ▶ IP (Relief): 2.0 vs. Alcorn State (2/19)
- ▶ Strikeouts: 3, 2x, MR vs. Jackson State (3/3/21)
- ▶ ER Allowed: 2, vs. Belmont (3/7/21)
- ▶ Runs Allowed: 2, vs. Belmont (3/7/21)
- ▶ Walks: 2, 2x, MR vs. UCF (2/27/21)
- ▶ Hits Allowed: 3 vs. Alcorn State (2/19)

Date	Opponent	GS	IP	H	R	ER	BB	SO	2B	3B	HR	WP	BK	HBP	IBB	Score	W-L	Sv	ERA	NP
Feb 21	vs Texas Tech		0.1	0	0	0	1	0	0	0	0	0	0	0	0	5-4	0-0	1	0.00	12
Feb 27	UCF-1		0.1	1	1	1	2	1	0	0	1	0	0	0	0	6-5	0-0	1	13.50	15
Mar 03	JACKSON STATE		1.0	0	0	0	0	3	0	0	0	0	0	0	0	12-1	0-0	1	5.40	14
Mar 07	BELMONT		0.0	1	2	2	0	0	0	0	0	0	0	1	0	8-7	0-0	1	16.20	6
Mar 12	ULM		1.2	1	1	1	1	1	0	0	0	0	0	1	0	10-1	0-0	1	10.80	31
Totals		0	3.1	3	4	4	4	5	0	0	1	0	0	2	0	41-18	0-0	1	10.80	-

CAREER STATS

Year	ERA	W	L	App	GS	CG	SHO	CBO	SV	IP	H	R	ER	BB	SO	2B	3B	HR	BF	B/Avg	WP	HBP	BK	SFA	SHA
2020	1.23	1	0	6	0	0	0	0	5	7.1	5	1	1	4	9	0	0	0	30	.192	1	0	0	0	0
2021	10.80	0	0	5	0	0	0	0	1	3.1	3	4	4	4	5	0	0	1	19	.231	0	2	0	0	0
TOTAL	4.22	1	0	11	0	0	0	0	6	10.2	8	5	5	8	14	0	0	1	49	.205	1	2	0	0	0



34 TYLER MYERS



Sr. | RHP | Houston, Texas | Paris JC

SEASON HIGHS

- ▶ IP (Start): 2.0, vs. Jackson State (3/3)
- ▶ IP (Relief): 2.0, 2x, MR vs. ULM (3/14)
- ▶ Strikeouts: 3, 2x, MR vs. Jackson State (3/3)
- ▶ ER Allowed: 1, vs. ULM (3/14)
- ▶ Runs Allowed: 1, vs. ULM (3/14)
- ▶ Walks: 1, vs. ULM (3/14)
- ▶ Hits Allowed: 2, vs. ULM (3/14)

CAREER HIGHS

- ▶ IP (Start): 2.0, vs. Jackson State (3/3/21)
- ▶ IP (Relief): 5.1, vs. Florida (4/5/19)
- ▶ Strikeouts: 4, 2x, MR vs. Florida (4/5/19)
- ▶ ER Allowed: 5, vs. Vanderbilt (5/26/19)
- ▶ Runs Allowed: 5, vs. Vanderbilt (5/26/19)
- ▶ Walks: 1, 9x, MR vs. ULM (3/14/21)
- ▶ Hits Allowed: 5, vs. Vanderbilt (5/26/19)

Date	Opponent	GS	IP	H	R	ER	BB	SO	2B	3B	HR	WP	BK	HBP	IBB	Score	W-L	Sv	ERA	NP
Feb 24	ARKANSAS STATE		1.0	1	0	0	0	3	1	0	0	0	0	0	0	12-1	0-0	0	0.00	13
Mar 03	JACKSON STATE	*	2.0	0	0	0	0	3	0	0	0	0	0	0	0	12-1	1-0	0	0.00	17
Mar 07	BELMONT		2.0	1	0	0	0	0	0	0	0	0	0	0	0	8-7	1-0	0	0.00	26
Mar 14	ULM		2.0	2	1	1	1	1	1	0	0	1	0	0	0	3-8	1-0	0	1.29	39
Totals		1	7.0	4	1	1	1	7	2	0	0	1	0	0	0	35-17	1-0	0	1.29	-

CAREER STATS

Year	ERA	W	L	App	GS	CG	SHO	CBO	SV	IP	H	R	ER	BB	SO	2B	3B	HR	BF	B/Avg	WP	HBP	BK	SFA	SHA
2019	4.97	2	0	23	0	0	0	0	1	38.0	41	21	21	9	34	6	1	9	157	.291	0	1	0	3	3
2021	1.29	1	0	4	1	0	0	0	0	7.0	4	1	1	1	7	2	0	0	27	.160	1	0	0	1	0
TOTAL	4.40	3	0	27	1	0	0	0	1	45.0	45	22	22	10	41	8	1	9	184	.271	1	1	0	4	3



35 KEVIN GRAHAM



Jr. | IF/OF | O'Fallon, Mo. | Westminster Christian

SEASON HIGHS

- ▶ Runs: 3, vs. Arkansas State (2/24)
- ▶ Hits: 4, vs. ULM (3/13)
- ▶ Home Runs: 1, 4x, MR vs. ULM (3/13)
- ▶ RBI: 4, vs. ULM (3/13)
- ▶ Walks: 2, 2x, MR vs. ULM (3/14)
- ▶ Stolen Bases:
- ▶ Assists: 1, 2x, MR vs. Alcorn State (3/9)

CAREER HIGHS

- ▶ Runs: 3, 2x, MR vs. Arkansas State (2/24/21)
- ▶ Hits: 4, vs. ULM (3/13/21)
- ▶ Home Runs: 1, 17x, MR vs. ULM (3/13/21)
- ▶ RBI: 4, 3x, MR vs. ULM (3/13/21)
- ▶ Walks: 2, 4x, MR vs. ULM (3/14/21)
- ▶ Stolen Bases: 1, vs. Louisville (2/15/19)
- ▶ Assists: 3, 2x, MR at LSU (5/3/19)

Date	Opponent	Pos	AB	R	H	RBI	2B	3B	HR	BB	SB	CS	HBP	SAC	SF	GDP	K	PO	A	E	Avg	
Feb 20	vs TCU	*of	2	1	0	0	0	0	0	2	0	0	0	0	0	0	0	0	0	0	0	.000
Feb 21	vs Texas Tech	*of	3	0	1	0	0	0	0	1	0	0	0	0	0	0	0	1	0	0	.200	
Feb 22	vs Texas	*of	4	1	1	2	0	0	0	0	0	0	1	0	0	0	0	1	0	0	.222	
Feb 24	ARKANSAS STATE	*of	4	3	3	2	0	0	0	0	0	0	0	0	1	0	0	1	0	0	.385	
Feb 26	UCF	*of	4	0	0	0	0	0	0	0	0	0	0	0	0	0	2	1	0	0	.294	
Feb 27	UCF-1	*of	5	0	1	0	1	0	0	0	0	0	0	0	0	0	1	2	0	0	.273	
Feb 27	UCF-2	*of	4	0	0	0	0	0	0	0	0	0	0	0	0	0	2	1	0	0	.231	
Mar 02	MEMPHIS	*of	4	1	0	2	0	0	0	1	0	0	0	0	0	0	1	5	0	0	.200	
Mar 03	JACKSON STATE	*of	3	2	2	3	0	0	0	0	0	0	0	0	0	0	0	0	0	0	.242	
Mar 05	BELMONT	*of	5	2	2	0	0	0	0	0	0	0	0	0	0	0	1	2	0	0	.263	
Mar 06	BELMONT	*of	4	1	1	3	0	0	1	0	0	0	0	0	0	0	0	3	0	0	.262	
Mar 07	BELMONT	*of	2	1	1	2	0	0	1	1	0	0	0	0	1	0	0	3	1	0	.273	
Mar 09	ALCORN STATE	*of	3	0	0	0	0	0	0	1	0	0	0	0	0	0	0	1	1	0	.255	
Mar 12	ULM	*of	4	2	3	1	0	0	1	0	0	0	0	0	0	0	1	1	0	0	.294	
Mar 13	ULM	*1b	5	2	4	4	0	0	1	0	0	0	0	0	0	0	0	6	0	0	.339	
Mar 14	ULM	*of	2	1	1	0	1	0	0	2	0	0	0	0	0	0	0	2	0	0	.345	
Mar 16	at Louisiana Tech	*of/1b	4	1	2	0	1	0	0	0	0	0	0	0	0	0	1	5	0	1	.355	
Totals		17gs	62	18	22	19	3	0	4	8	0	0	1	0	2	0	9	35	2	1	.355	

On base pct. .425 • Slugging pct. .597

CAREER STATS

Year	Avg.	GP	GS	AB	R	H	2B	3B	HR	RBI	TB	SLG%	BB	HBP	SO	GDP	OB%	SF	SH	SB	ATT	PO	A	E	FLD%
2019	.250	55	38	152	28	38	7	1	10	34	77	.507	14	4	43	3	.324	3	0	0	0	141	17	3	.981
2020	.237	13	11	38	11	9	4	0	3	9	22	.579	5	1	10	0	.326	2	0	1	1	16	2	0	1.000
2021	.355	17	17	62	18	22	3	0	4	19	37	.597	8	1	9	0	.425	2	0	0	0	35	2	1	.974
TOTAL	.274	85	66	252	57	69	14	1	17	62	136	.540	27	6	62	3	.349	7	0	1	1	192	21	4	.982



37 BRANDON JOHNSON



Jr. | RHP | Cottondale, Ala. | Columbia State CC

SEASON HIGHS

- ▶ IP (Start):
- ▶ IP (Relief): 2.0, vs. Texas (2/22)
- ▶ Strikeouts: 3, vs. Texas (2/22)
- ▶ ER Allowed: 2, vs. La Tech (3/16)
- ▶ Runs Allowed: 2, vs. La Tech (3/16)
- ▶ Walks: 2, vs. La Tech (3/16)
- ▶ Hits Allowed: 2, vs. Jackson State (3/3)

CAREER HIGHS

- ▶ IP (Start):
- ▶ IP (Relief): 2.0, vs. Texas (2/22)
- ▶ Strikeouts: 3, vs. Texas (2/22)
- ▶ ER Allowed: 2, vs. La Tech (3/16)
- ▶ Runs Allowed: 2, vs. La Tech (3/16)
- ▶ Walks: 2, vs. La Tech (3/16)
- ▶ Hits Allowed: 2, vs. Jackson State (3/3)

Date	Opponent	GS	IP	H	R	ER	BB	SO	2B	3B	HR	WP	BK	HBP	IBB	Score	W-L	Sv	ERA	NP
Feb 22	vs Texas		2.0	1	0	0	0	3	1	0	0	0	0	0	0	8-1	0-0	0	0.00	27
Feb 27	UCF-2		0.0	1	0	0	1	0	0	0	0	0	0	1	0	2-7	0-0	0	0.00	13
Mar 03	JACKSON STATE		1.0	2	1	0	0	2	0	0	0	0	0	0	0	12-1	0-0	0	0.00	26
Mar 09	ALCORN STATE		1.0	0	0	0	0	2	0	0	0	0	0	0	0	11-1	0-0	0	0.00	14
Mar 14	ULM		1.2	1	0	0	0	0	0	0	0	0	0	0	0	3-8	0-0	0	0.00	17
Mar 16	at Louisiana Tech		0.1	1	2	2	2	1	1	0	0	0	0	1	0	1-13	0-0	0	3.00	22
Totals		0	6.0	6	3	2	3	8	2	0	0	0	0	2	0	37-31	0-0	0	3.00	-



38 LOGAN SAVELL



So. | RHP | Madison, Miss. | Madison Central HS

SEASON HIGHS

- ▶ IP (Start): --
- ▶ IP (Relief): 0.0, vs. La Tech (3/16)
- ▶ Strikeouts: --
- ▶ ER Allowed: 3, vs. La Tech (3/16)
- ▶ Runs Allowed: 3, vs. La Tech (3/16)
- ▶ Walks: --
- ▶ Hits Allowed: 3, vs. La Tech (3/16)

CAREER HIGHS

- ▶ IP (Start): --
- ▶ IP (Relief): 1.0, 3x, MR at ULM (3/11/20)
- ▶ Strikeouts: 2 vs. Alcorn State (2/19)
- ▶ ER Allowed: 3, at La Tech (3/16/21)
- ▶ Runs Allowed: 3, 2x, MR at La Tech (3/16/21)
- ▶ Walks: 1 vs. Indiana (3/1)
- ▶ Hits Allowed: 4 at ULM (3/11/20)

Date	Opponent	GS	IP	H	R	ER	BB	SO	2B	3B	HR	WP	BK	HBP	IBB	Score	W-L	Sv	ERA	NP
Mar 16	at Louisiana Tech		0.0	3	3	3	0	0	0	0	0	0	0	0	0	1-13	0-0	0	999.00	15
Totals		0	0.0	3	3	3	0	0	0	0	0	0	0	0	0	1-13	0-0	0	999.00	-

CAREER STATS

Year	ERA	W	L	App	GS	CG	SHO	CBO	SV	IP	H	R	ER	BB	SO	2B	3B	HR	BF	B/Avg	WP	HBP	BK	SFA	SHA
2020	10.80	0	0	5	0	0	0	1	0	3.1	5	5	4	1	4	1	0	1	17	.333	0	1	0	0	0
2021	99.00	0	0	1	0	0	0	0	0	0.0	3	3	3	0	0	0	0	0	3	1.000	0	0	0	0	0
TOTAL	18.90	0	0	6	0	0	0	1	0	3.1	8	8	7	1	4	1	0	1	20	.444	0	1	0	0	0



40 GARRETT WOOD



Jr. | IF | Claremore, Okla. | Johnson County CC

SEASON HIGHS

- ▶ Runs: 1, 2x, MR vs. Arkansas State (2/24)
- ▶ Hits:
- ▶ Home Runs:
- ▶ RBI:
- ▶ Walks: 1, 4x, MR vs. ULM (3/12)
- ▶ Stolen Bases:
- ▶ Assists: 2, vs. Belmont (3/7)

CAREER HIGHS

- ▶ Runs: 1, 2x, MR vs. Arkansas State (2/24)
- ▶ Hits:
- ▶ Home Runs:
- ▶ RBI:
- ▶ Walks: 1, 4x, MR vs. ULM (3/12)
- ▶ Stolen Bases:
- ▶ Assists: 2, vs. Belmont (3/7)

Date	Opponent	Pos	AB	R	H	RBI	2B	3B	HR	BB	SB	CS	HBP	SAC	SF	GDP	K	PO	A	E	Avg
Feb 22	vs Texas	pr/2b	0	1	0	0	0	0	0	1	0	0	0	0	0	0	0	0	0	0	.000
Feb 24	ARKANSAS STATE	ph/3b	0	1	0	0	0	0	0	1	0	0	0	0	0	0	0	0	0	0	.000
Feb 26	UCF	*2b	2	0	0	0	0	0	0	0	0	0	0	0	0	1	0	2	1	0	.000
Mar 02	MEMPHIS	2b	1	0	0	0	0	0	0	0	0	0	0	0	0	0	0	0	0	0	.000
Mar 05	BELMONT	ph/2b	1	0	0	0	0	0	0	0	0	0	0	0	0	0	1	0	0	0	.000
Mar 06	BELMONT	2b	0	0	0	0	0	0	0	0	0	0	0	0	0	0	0	0	1	0	.000
Mar 07	BELMONT	*2b	2	0	0	0	0	0	0	1	0	0	0	0	0	0	0	3	2	0	.000
Mar 12	ULM	2b	0	0	0	0	0	0	0	1	0	0	0	0	0	0	0	0	1	0	.000
Mar 16	at Louisiana Tech	ph	1	0	0	0	0	0	0	0	0	0	0	0	0	0	0	0	0	0	.000
Totals		2gs	7	2	0	0	0	0	0	4	0	0	0	0	0	1	1	5	5	0	.000

On base pct. .364 • Slugging pct. .000



43 COLE BAKER



So. | RHP | Hoover, Ala. | Hoover HS

SEASON HIGHS

- ▶ IP (Start): --
- ▶ IP (Relief): 1.2, vs. UCF (2/27)
- ▶ Strikeouts: 4, vs. UCF (2/27)
- ▶ ER Allowed: 2, vs. Belmont (3/5)
- ▶ Runs Allowed: 3, vs. Belmont (3/5)
- ▶ Walks: 3, vs. Belmont (3/5)
- ▶ Hits Allowed: 1, vs. Belmont (3/5)

CAREER HIGHS

- ▶ IP (Start): --
- ▶ IP (Relief): 1.2, vs. UCF (2/27)
- ▶ Strikeouts: 4, vs. UCF (2/27)
- ▶ ER Allowed: 2, vs. Belmont (3/5)
- ▶ Runs Allowed: 3, vs. Belmont (3/5)
- ▶ Walks: 3, vs. Belmont (3/5)
- ▶ Hits Allowed: 1, vs. Belmont (3/5)

Date	Opponent	GS	IP	H	R	ER	BB	SO	2B	3B	HR	WP	BK	HBP	IBB	Score	W-L	Sv	ERA	NP
Feb 27	UCF-2		1.2	0	0	0	0	4	0	0	0	0	0	0	0	2-7	0-0	0	0.00	20
Mar 05	BELMONT		0.1	1	3	2	3	0	0	0	0	2	0	0	0	12-4	0-0	0	9.00	34
Totals		0	2.0	1	3	2	3	4	0	0	0	2	0	0	0	14-11	0-0	0	9.00	-



44 LUKE BAKER



Fr. | LHP | Gainesville, Fla. | F.W. Buchholz

SEASON HIGHS

- ▶ IP (Start):
- ▶ IP (Relief): 1.0, 2x, MR vs. Jackson State (3/3)
- ▶ Strikeouts: 2, 3x, MR vs. Alcorn State (3/9)
- ▶ ER Allowed: 3, vs. UCF (2/27)
- ▶ Runs Allowed: 3, vs. UCF (2/27)
- ▶ Walks:
- ▶ Hits Allowed: 2, 2x, MR vs. Jackson State (3/3)

CAREER HIGHS

- ▶ IP (Start):
- ▶ IP (Relief): 1.0, 2x, MR vs. Jackson State (3/3)
- ▶ Strikeouts: 2, 3x, MR vs. Alcorn State (3/9)
- ▶ ER Allowed: 3, vs. UCF (2/27)
- ▶ Runs Allowed: 3, vs. UCF (2/27)
- ▶ Walks:
- ▶ Hits Allowed: 2, 2x, MR vs. Jackson State (3/3)

Date	Opponent	GS	IP	H	R	ER	BB	SO	2B	3B	HR	WP	BK	HBP	IBB	Score	W-L	Sv	ERA	NP
Feb 21	vs Texas Tech		0.0	1	0	0	0	0	0	0	0	0	0	0	0	5-4	0-0	0	0.00	3
Feb 27	UCF-2		1.0	2	3	3	0	2	1	0	0	0	0	1	0	2-7	0-0	0	27.00	20
Mar 03	JACKSON STATE		1.0	2	0	0	0	2	0	0	0	1	0	0	0	12-1	0-0	0	13.50	27
Mar 09	ALCORN STATE		1.0	1	1	1	0	2	0	0	1	0	0	0	0	11-1	0-0	0	12.00	12
Totals		0	3.0	6	4	4	0	6	1	0	1	1	0	1	0	30-13	0-0	0	12.00	-



49 CODY ADCOCK



Fr. | RHP | Texarkana, Ark. | Arkansas HS

SEASON HIGHS

- ▶ IP (Start):
- ▶ IP (Relief): 2.0, vs. Belmont (3/5)
- ▶ Strikeouts: 3, vs. Arkansas State (2/24)
- ▶ ER Allowed:
- ▶ Runs Allowed: 4, at La Tech (3/16)
- ▶ Walks: 2, vs. UCF (2/27)
- ▶ Hits Allowed: 3, at La Tech (3/16)

CAREER HIGHS

- ▶ IP (Start):
- ▶ IP (Relief): 2.0, vs. Belmont (3/5)
- ▶ Strikeouts: 3, vs. Arkansas State (2/24)
- ▶ ER Allowed:
- ▶ Runs Allowed: 4, at La Tech (3/16)
- ▶ Walks: 2, vs. UCF (2/27)
- ▶ Hits Allowed: 2, vs. Belmont (3/5)

Date	Opponent	GS	IP	H	R	ER	BB	SO	2B	3B	HR	WP	BK	HBP	IBB	Score	W-L	Sv	ERA	NP
Feb 24	ARKANSAS STATE		1.0	0	0	0	0	3	0	0	0	0	0	0	0	12-1	0-0	0	0.00	17
Feb 27	UCF-2		0.2	1	0	0	2	0	0	0	0	0	0	0	0	2-7	0-0	0	0.00	25
Mar 05	BELMONT		2.0	2	0	0	1	2	1	0	0	0	0	0	0	12-4	0-0	0	0.00	39
Mar 09	ALCORN STATE		1.0	1	0	0	0	2	0	0	0	0	0	0	0	11-1	0-0	0	0.00	19
Mar 16	at Louisiana Tech		0.2	3	4	0	1	1	1	0	0	0	0	0	0	1-13	0-0	0	0.00	24
Totals		0	5.1	7	4	0	4	8	2	0	0	0	0	0	0	38-26	0-0	0	0.00	-



55 WES BURTON



So. | RHP | Santa Monica, Calif. | Windward School

SEASON HIGHS

- ▶ IP (Start): --
- ▶ IP (Relief): 1.2, vs. Arkansas State (2/25)
- ▶ Strikeouts: 2, 3x, MR vs. Alcorn State (3/9)
- ▶ ER Allowed: 1, vs. Belmont (3/7)
- ▶ Runs Allowed: 1, vs. Belmont (3/7)
- ▶ Walks: 2, vs. Belmont (3/7)
- ▶ Hits Allowed: 1, 2x, MR vs. ULM (3/14)

CAREER HIGHS

- ▶ IP (Start): 1.2, vs. Southern Miss (2/25/20)
- ▶ IP (Relief): 2.1, vs. Louisville (2/16/20)
- ▶ Strikeouts: 3 vs. Memphis (3/3/20)
- ▶ ER Allowed: 1, 2x, MR vs. Belmont (3/7/21)
- ▶ Runs Allowed: 1, 2x, MR vs. Belmont (3/7/21)
- ▶ Walks: 2, 2x, MR vs. Belmont (3/7/21)
- ▶ Hits Allowed: 2 vs. Memphis (3/3/20)

Date	Opponent	GS	IP	H	R	ER	BB	SO	2B	3B	HR	WP	BK	HBP	IBB	Score	W-L	Sv	ERA	NP
Feb 24	ARKANSAS STATE		1.0	0	0	0	0	2	0	0	0	0	0	0	0	12-1	0-0	0	0.00	11
Mar 03	JACKSON STATE		1.0	1	0	0	0	2	0	0	0	0	0	0	0	12-1	0-0	0	0.00	18
Mar 07	BELMONT		0.0	0	1	1	2	0	0	0	0	0	0	0	0	8-7	0-0	0	4.50	13
Mar 09	ALCORN STATE		1.0	0	0	0	0	2	0	0	0	0	0	0	0	11-1	0-0	0	3.00	11
Mar 14	ULM		1.0	1	0	0	1	1	0	0	0	0	0	0	0	3-8	0-0	0	2.25	23
Totals		0	4.0	2	1	1	3	7	0	0	0	0	0	0	0	46-18	0-0	0	2.25	-

CAREER STATS

Year	ERA	W	L	App	GS	CG	SHO	CBO	SV	IP	H	R	ER	BB	SO	2B	3B	HR	BF	B/Avg	WP	HBP	BK	SFA	SHA
2020	1.42	1	0	4	1	0	0	0	0	6.1	3	1	1	5	7	1	0	0	29	.136	0	2	0	0	0
2021	2.25	0	0	5	0	0	0	0	0	4.0	2	1	1	3	7	0	0	0	17	.143	0	0	0	0	0
TOTAL	1.74	1	0	9	1	0	0	0	0	10.1	5	2	2	8	14	1	0	0	46	.139	0	2	0	0	0



1 • Peyton Chatagnier
So. • IF/OF • 1L
Cypress, Texas
Cy-Fair HS



2 • Derek Diamond
So. • RHP/IF • 1L
Ramona, Calif.
Ramona HS



3 • Hudson Sapp
Fr. • OF • HS
Dawsonville, Ga.
Dawson County



4 • Knox Lopusor
Jr. • C • 2L
Madison, Miss.
Jackson Prep



6 • Cade Sammons
So. • OF • 1L
Jackson, Tenn.
Univ. School of Jackson



7 • Jacob Gonzalez
Fr. • IF • HS
Glendora, Calif.
Glendora



8 • Justin Bench
Jr. • IF/OF • 2L
Redington Beach, Fla.
Calvary Christian



9 • Hayden Leatherwood
*Sr. • OF • 1L
Collierville, Tenn.
Northwest Mississippi CC



10 • John Rhys Plumlee
So. • OF • 1L
Hattiesburg, Miss.
Oak Grove



12 • Greer Holston
Sr. • RHP • 4L
Long Beach, Miss.
IMG Academy



13 • Hayden Dunhurst
So. • C • 1L
Carriere, Miss.
Pearl River Central



14 • Trey LaFleur
So. • OF/IF • 1L
Pensacola, Fla.
J.M. Tate



16 • TJ McCants
Fr. • IF • HS
Cantonment, Fla.
Pensacola Catholic



17 • Gunnar Hoglund
Jr. • RHP/IF • 2L
Hudson, Fla.
Dayspring Christian



18 • Mitch Murrell
So. • RHP • 1L
Ocean Springs, Miss.
Ocean Springs



19 • Cael Baker
*Sr. • IF/C • 1L
Gahanna, Ohio
Wabash Valley College



20 • Calvin Harris
Fr. • C • HS
Peosta, Iowa
Western Dubuque



21 • Drew McDaniel
So. • RHP • 1L
Lafayette, La.
Saint Thomas More



22 • Max Cioffi
*Sr. • RHP • 3L
Chicago, Ill.
Saint Patrick



23 • Josh Mallitz
Fr. • RHP • HS
Tampa, Fla.
Tampa Jesuit



24 • Jackson Kimbrell
So. • LHP • 1L
Birmingham, Ala.
Oak Mountain



25 • Tim Elko
*Sr. • IF/OF • 3L
Lutz, Fla.
Hillsborough



26 • Doug Nikhazy
Jr. • LHP/OF • 2L
Windermere, Fla.
West Orange



27 • Taylor Broadway
Sr. • RHP • 2L
Cypress, Texas
Tyler JC



28 • Austin Miller
Sr. • RHP • 3L
North Liberty, Iowa
Kirkwood CC



29 • Braden Forsyth
Jr. • RHP • 1L
Coldwater, Miss.
Meridian CC



32 • Kemp Alderman
Fr. • UT/RHP • HS
Decatur, Miss.
Newton County Academy



33 • Ben Van Cleve
*Sr. • IF • 1L
Indianola, Miss.
Northwest Mississippi CC



34 • Tyler Myers
Sr. • RHP • 1L
Houston, Texas
Paris JC



35 • Kevin Graham
Jr. • IF/OF • 2L
O'Fallon, Mo.
Westminster Christian



37 • Brandon Johnson
Jr. • RHP • JC
Cottondale, Ala.
Brookwood



38 • Logan Savell
So. • RHP • 1L
Madison, Miss.
Madison Central HS



39 • Jack Dougherty
Fr. • RHP • HS
Collierville, Tenn.
Collierville



40 • Garrett Wood
Jr. • IF • JC
Claremore, Okla.
Johnson County CC



43 • Cole Baker
Fr. • RHP • 1L
Hoover, Ala.
Hoover



44 • Luke Baker
Fr. • LHP • HS
Gainesville, Fla.
F.W. Buchholz



45 • Jacob Payne
Fr. • RHP • HS
Madison, Miss.
Madison Central



47 • Luke Lyon
Fr. • RHP • HS
Hattiesburg, Miss.
Oak Grove



48 • Jerrion Ealy
Fr. • OF • 1L
Walnut Grove, Miss.
Jackson Prep



49 • Cody Adcock
Fr. • RHP • HS
Texarkana, Ark.
Arkansas HS



55 • Wes Burton
So. • RHP • 1L
Santa Monica, Calif.
Windward School



5 • Mike Bianco
Head Coach
21st Season



15 • Carl Lafferty
Assistant Coach
15th Season



30 • Mike Clement
Assistant Coach
7th Season



36 • Chris Cleary
Volunteer Assistant Coach
3rd Season