



2022 AUBURN BASEBALL

AUBURN ATHLETICS COMMUNICATIONS: 392 SOUTH DONAHUE DRIVE || AUBURN, AL 36849 || AUBURNTIGERS.COM || @AUBURN_BASEBALL

2022 SCHEDULE

Day	Date	Opponent	Time/Result
Fri	Feb. 18	vs. Oklahoma	L, 0-3
Sat	Feb. 19	vs. #12 Texas Tech	W, 2-1
Sun	Feb. 20	vs. Kansas State	W, 12-1
WED	FEB. 23	TROY	W, 13-1
FRI	FEB. 25	YALE	W, 9-0
SAT	FEB. 26	YALE	W, 4-3
SAT	FEB. 26	YALE	L, 4-5 (10)
TUE	MAR. 1	ALABAMA STATE	W, 13-7
WED	MAR. 2	UAB	W, 16-1
FRI	MAR. 4	RHODE ISLAND	W, 7-2
SAT	MAR. 5	RHODE ISLAND	W, 16-0
SAT	MAR. 5	RHODE ISLAND	W, 12-0
SUN	MAR. 6	RHODE ISLAND	W, 14-1
Wed	Mar. 9	vs. Tennessee Tech	W, 4-3
FRI	MAR. 11	MIDDLE TENNESSEE	L, 8-10
SAT	MAR. 12	MIDDLE TENNESSEE	W, 10-7
SUN	MAR. 13	MIDDLE TENNESSEE	L, 3-4 (8)
THU	MAR. 17	#1 OLE MISS	6 PM
FRI	MAR. 18	#1 OLE MISS	6 PM
SAT	MAR. 19	#1 OLE MISS	2 PM
Tue	Mar. 22	vs. South Alabama	6 pm
Fri	Mar. 25	at Texas A&M	6:30 pm
Sat	Mar. 26	at Texas A&M	2 pm
Sun	Mar. 27	at Texas A&M	1 pm
TUE	MAR. 29	JACKSONVILLE STATE	6 PM
Thu	Mar. 31	at #8 LSU	6 pm
Fri	Apr. 1	at #8 LSU	6:30 pm
Sat	Apr. 2	at #8 LSU	1 pm
Tue	Apr. 5	at UAB	6 pm
FRI	APR. 8	#3 VANDERBILT	6 PM
SAT	APR. 9	#3 VANDERBILT	4 PM
SUN	APR. 10	#3 VANDERBILT	1 PM
TUE	APR. 12	SAMFORD	6 PM
Thu	Apr. 14	at #24 Miss. State	7 pm
Fri	Apr. 15	at #24 Miss. State	6 pm
Sat	Apr. 16	at #24 Miss. State	1 pm
TUE	APR. 19	ALABAMA STATE	6 PM
WED	APR. 20	KENNESAW STATE	6 PM
FRI	APR. 22	SOUTH CAROLINA	6 PM
SAT	APR. 23	SOUTH CAROLINA	2 PM
SUN	APR. 24	SOUTH CAROLINA	1 PM
Tue	Apr. 26	at Jacksonville State	6 pm
Fri	Apr. 29	at #5 Tennessee	6 pm
Sat	Apr. 30	at #5 Tennessee	6 pm
Sun	Apr. 31	at #5 Tennessee	1 pm
FRI	MAY 6	#4 ARKANSAS	6 PM
SAT	MAY 7	#4 ARKANSAS	4:30 PM
SUN	MAY 8	#4 ARKANSAS	1 PM
Tue	May 10	at Troy	6 pm
FRI	MAY 13	ALABAMA	7:30 PM
SAT	MAY 14	ALABAMA	2 PM
SUN	MAY 15	ALABAMA	3 PM
Tue	May 17	at Samford	6 pm
Thu	May 19	at Kentucky	5:30 pm
Fri	May 20	at Kentucky	5:30 pm
Sat	May 21	at Kentucky	1 pm

POSTSEASON

May 24-29	SEC Tournament	TBA
June 3-6	NCAA Regionals	TBA
June 10-13	NCAA Super Regionals	TBA
June 17-27	College World Series	TBA

Home games in **BOLD CAPS**

All home games at Plainsman Park | All times central
^ SEC Tournament



GAMES 18-20

AUBURN, ALA. (Samford Stadium-Hitchcock Field at Plainsman Park)



AUBURN TIGERS (13-4, 0-0 SEC)

Head Coach: Butch Thompson (Birmingham-Southern, 1992)

Career Record: 231-167 (8th season) | Record at Auburn: 192-146 (7th season)

VS.



#1 OLE MISS REBELS (13-3, 0-0 SEC)

Head Coach: Mike Bianco (LSU, 1989)

Career Record: 925-536-1 (24th season) | Record at OM: 825-465-1 (22nd season)

» QUICK HITTERS

- Auburn is 3-2 in SEC home openers under head coach Butch Thompson.
- Ole Miss represents the Tigers sixth straight top-25 opponent on SEC opening weekend.
- This weekend starts a stretch of six of the next eight weekends against teams currently ranked in the top 25, including five opponents ranked in the top eight.
- Blake Rambusch and Jake Wyandt have book ended the Auburn lineup and currently lead the team with seven-game hitting streaks.
- Rambusch is hitting .462 (12-for-26) during his streak and Wyandt is hitting .409 (9-for-22) in his.
- Ryan Dyal leads the team and ranks in the top 25 in the NCAA with 22 RBI. He has driven in multiple runs in five of the last seven games, totaling 15 RBI during the span.
- Auburn starting pitchers are 6-1 with a 2.16 ERA this season.
- Trace Bright will make his fifth straight start this weekend and is Auburn's first pitcher to turn in three straight quality starts since Tanner Burns did it twice in 2019.
- Auburn is 88-94-1 all-time against Ole Miss, including 51-36 at Plainsman Park.

PITCHING MATCHUP

AUBURN		OLE MISS	
THU JR RHP Mason Barnett	(1-0, 2.13)	vs.	SR LHP John Gaddis (2-0, 1.42)
FRI TBA		vs.	JR RHP Derek Diamond (3-0, 3.86)
SAT JR RHP Trace Bright	(2-0, 1.17)	vs.	TBA

GAME INFO

Date: Thursday-Saturday, Mar. 17-19, 2022
Game Time: 6 p.m. / 6p.m. / 2 p.m. CT
Site: Auburn, Ala. / Plainsman Park (4,096)
TV: SEC Network (Thu) / SEC Network + (Fri-Sat)
Talent (Thu): Tom Hart (pxp), Todd Walker (color)
Talent (Fri): JJ Jackson (pxp), Mark Fuller (color)
Talent (Sat): Graham Doty (pxp), Kasey Cooper (color)
Radio: 93.9 / 95.9 FM | AuburnTigers.com
Talent: Brad Law, Mark Fuller, Paul Ellen
Live Stats: StatBroadcast.com
Twitter Updates: @AuburnBaseball
Postgame Recap: AuburnTigers.com
Series History: Auburn trails, 88-94-1
Auburn: Auburn leads, 51-36
Oxford: Auburn trails, 33-54-1
Neutral: Series tied, 4-4
Last Meeting: Ole Miss 7, Auburn 4 (5/25/22)

AUBURN

13-4, 0-0 SEC

Team Leaders

Batting Average: SR IF **Sonny DiChiara** (.462)
Runs: Two tied (18)
2B: SR IF **Sonny DiChiara** (7)
HR: SR IF **Sonny DiChiara** (5)
RBI: R-SO C/OF **Ryan Dyal** (22)
Stolen Bases: R-JR IF **Blake Rambusch** (5-9)

OLE MISS

13-3, 0-0 SEC

Team Leaders

Batting Average: SO IF **Reagan Burford** (.355)
Runs: SO IF **Jacob Gonzalez** (18)
2B: SO IF **Reagan Burford** (6)
HR: SR IF **Tim Elko** (7)
RBI: SR IF **Tim Elko** (23)
Stolen Bases: JR IF **Peyton Chatagnier** (4-4)

POTENTIAL STARTING LINEUP

Pos.	#	Player	AVG	AB	R	H	2B	3B	HR	RBI	SB-SBA	BB
C	50	Jake Wyandt	.257	35	7	9	1	0	1	12	1-1	4
1B	17	Sonny DiChiara	.462	39	16	18	7	0	5	11	0-0	12
2B	7	Cole Foster	.240	50	8	12	2	0	11	18	0-1	11
3B	11	Blake Rambusch	.379	66	16	25	1	1	2	12	5-9	7
SS	4	Brody Moore	.304	56	18	17	3	0	1	5	1-1	11
LF	6	Ryan Dyal	.278	54	18	15	4	0	3	22	0-0	9
CF	5	Kason Howell	.361	61	14	22	6	1	1	16	3-3	7
RF	8	Bryson Ware	.309	55	16	17	6	1	1	16	3-3	6
DH	19	Brooks Carlson	.200	20	8	4	0	0	1	3	0-0	4

AUBURN'S RECORD WHEN...

	2022	Under Thompson
Overall	13-4	192-146
SEC	0-0	63-86
Non-Conference	13-4	117-49
Postseason	0-0	15-14
Home	10-3	131-66
Away	0-0	42-61
Neutral	3-1	17-17
Current streak	L1	L1
Last 5 games	3-2	3-2
Last 10 games	8-2	8-2

Situational:

AU scores first	7-1	130-49
Opp. scores first	6-3	62-97
AU scores 4+ runs	12-2	174-65
AU scores 3 runs or less	1-2	18-81
AU leads after 7 innings	10-1	155-15
8 innings	11-1	175-13
AU trails after 7 innings	1-2	13-105
8 innings	0-2	4-114
Game tied after 7 innings	1-0	19-22
8 innings	1-0	6-13
Extra Innings	0-2	9-17
1-run games	3-2	39-41
2-run games	0-1	21-15
3-run games	1-1	21-19
Games decided by 5+ runs	9-0	93-43
vs. LH Starter	3-1	58-47
vs. RH Starter	10-3	135-98
More hits than opponent	8-2	142-27
Fewer hits than opponent	4-2	33-109
Hits are tied	1-0	15-11
AU has 10+ hits	10-1	118-57
Opp. has 10+ hits	3-1	46-91
Hit a home run	7-2	124-59
Opp. hits a home run	3-3	78-92
AU quality start	2-2	63-22
Opp. quality start	0-1	25-56
AU commits no errors	9-2	86-38
Opp. commits no error	6-2	51-74

By Day:

Sunday	3-1	31-27
Monday	0-0	1-2
Tuesday	1-0	38-16
Wednesday	3-0	17-6
Thursday	0-0	7-14
Friday	2-2	46-34
Saturday	4-1	49-45
Day Games (first pitch before 6 p.m.)	7-3	113-78
Night Games (first pitch after 6 p.m.)	6-1	79-68
Doubleheaders	4-2	25-15

By Month:

February	5-2	45-14
March	8-2	69-37
April	0-0	38-46
May	0-0	28-41
June	0-0	10-7

By Jersey:

White	5-1	55-31
Blue	0-2	33-31
Orange	4-0	43-29
Gray	1-0	21-35
Pinstripes	3-1	30-18
Cream Throwback	0-0	8-2

UNIVERSITY INFORMATION

Location	Auburn, Ala.
Enrollment	31,526
Founded	October 1, 1856
Nickname	Tigers
Colors	Burnt Orange and Navy Blue
President	Dr. Jay Gogue
Athletics Director	Allen Greene
Conference	Southeastern (SEC West)
Stadium / Capacity	Samford Stadium-Hitchcock Field at Plainsman Park / 4,096
Ticket Office Phone	855-282-2010

BASEBALL COACHING / SUPPORT STAFF

Head Coach	Butch Thompson (Birmingham-Southern, 1992)
Record at Auburn / Seasons	192-146 (.568) / 7th
Career Coaching Record / Seasons	231-167 (.580) / 8th
Assistant Coach	Karl Nonemaker (Vanderbilt, 2002)
Assistant Coach	Gabe Gross (Auburn, 2012)
Volunteer Assistant	Tim Hudson (Auburn, 2021)
Director of Player Development	Aaron Everett (UT Martin, 2012)
Director of Operations	Greg Drye (Southern Miss, 1998)
Athletic Trainer	Anthony Sandersen (South Dakota State, 2004)
Strength & Conditioning	Chris Joyner (Minnesota State - Mankato, 2001)

PROGRAM HISTORY

Modern Era Program Record (since 1949)	2,001-1,379-4 (.592)
College World Series Appearances / Last	5 / 2019
College World Series Record	3-10 (.231)
NCAA Regional Appearances / Last	22 / 2019
NCAA Regional Record	51-45 (.531)
NCAA Super Regional Appearances / Last	3 / 2019
NCAA Super Regional Record	3-5 (.375)
Last Postseason Opponent	Louisville / 2019 College World Series
Result	Lost, 5-3

POSTSEASON HISTORY

College World Series Appearances: 5 (1967, 1976, 1994, 1997, 2019)

Super Regional Appearances: 3 (1999, 2018, 2019)

NCAA Regional Appearances: 22 (1963, 1967, 1976, 1978, 1987, 1989, 1993-95, 1997-2003, 2005, 2010, 2015, 2017, 2018, 2019)

NCAA Regional Titles: 7 (1967, 1976, 1994, 1997, 1999, 2018, 2019)

MEDIA RELATIONS

Baseball Contact: George Nunnelley, Asst. Director - Athletics Comm.

Cell: 502-609-9982

Email: gnnunnelley@auburn.edu

Twitter: @gnunnelley

Associate AD: Kirk Sampson

2022 AUBURN BASEBALL ROSTER

No.	Name	Pos.	Cl.	B/T	Ht.	Wt.	Exp.	Hometown (Previous School)
1	Blake Rambusch	IF/OF	R-Jr.	R/R	5-9	175	JC	Austin, Texas (Grayson College)
2	Josh Hall	OF	R-Jr.	L/R	5-9	192	1L	Birmingham, Ala. (Ole Miss)
4	Brody Moore	IF	Sr.	R/R	5-11	183	3L	Oneonta, Ala. (Oneonta)
5	Kason Howell	OF	Sr.	R/R	6-0	180	3L	Argyle, Texas (Liberty Christian)
6	Ryan Dyal	C	R-So.	L/R	5-10	197	1L	Senoia, Ga. (East Coweta)
7	Cole Foster	IF	So.	S/R	6-1	190	1L	Plano, Texas (Plano Senior)
8	Bryson Ware	OF	Jr.	R/R	6-2	193	1L	Madison, Miss. (Pearl River CC)
9	Cade Granzow	RHP	Fr.	R/R	6-3	220	HS	Franklin, Tenn. (Brentwood)
11	Garrett Farquhar	IF	5th	R/R	5-11	187	2L	Hoover, Ala. (Shelton State CC)
13	Ben Schorr	C	R-Fr.	R/R	6-0	185	RS	Columbus, Ga. (Columbus)
14	Brooks Fuller	LHP	Sr.	L/L	6-3	210	3L	Auburn, Ala. (Auburn)
16	Cam Hill	IF/LHP	So.	L/L	6-5	214	1L	Madison, Ala. (Bob Jones)
17	Sonny DiChiara	IF	Sr.	R/R	6-1	263	TR	Hoover, Ala. (Samford)
18	Mason Barnett	RHP	Jr.	R/R	6-0	218	2L	Cartersville, Ga. (Cartersville)
19	Brooks Carlson	IF	Gr.	R/R	5-11	192	TR	Mobile, Ala. (Samford)
20	Hayden Mullins	LHP	Jr.	L/L	6-0	194	2L	Gallatin, Tenn. (Hendersonville)
21	Trace Bright	RHP	Jr.	R/R	6-4	199	2L	Montgomery, Ala. (Trinity Presbyterian)
22	Garrett Wade	LHP	R-Jr.	L/L	6-3	199	2L	Hartselle, Ala. (Hartselle)
23	Parker Carlson	RHP	Fr.	R/R	6-1	170	HS	Mobile, Ala. (Faith Academy)
27	Bobby Peirce	OF	R-Jr.	R/R	6-2	181	1L	Scottsdale, Ariz. (South Mountain CC)
28	Nate LaRue	C/RHP	Jr.	R/R	6-3	217	2L	Mobile, Ala. (McGill-Toolen)
29	Carson Skipper	LHP	Sr.	L/L	6-2	211	3L	Trussville, Ala. (Trussville)
31	Mike Bello	OF	Fr.	L/L	6-1	190	HS	Oak Ridge, N.J. (Pope John XXIII)
32	Carson Swilling	RHP	So.	R/R	5-11	196	1L	Smiths Station, Ala. (Smiths Station)
34	Ben Bosse	RHP	Fr.	R/R	6-1	194	HS	Brenham, Texas (Brenham)
37	Mason Land	IF	Jr.	L/R	5-10	173	JC	Cantonment, Fla. (Chattahoochee Valley CC)
40	Blake Burkhalter	RHP	Jr.	R/R	6-0	204	2L	Dothan, Ala. (Northview)
41	John Armstrong	RHP	Fr.	R/R	5-11	200	HS	Marietta, Ga. (Harrison)
43	Chase Isbell	RHP	Jr.	R/R	6-2	198	TR	Springville, Ala. (Samford)
44	Grant Newton	RHP	R-Jr.	R/R	6-4	236	TR	Orange County, Calif. (Santa Ana College)
45	Joseph Gonzalez	RHP	So.	R/R	6-4	230	1L	Humacao, P.R. (Leadership Christian Academy)
46	Chase Allsup	RHP	Fr.	R/R	6-1	220	HS	Dothan, Ala. (Dothan)
47	Tommy Sheehan	LHP	Gr.	L/L	6-0	209	TR	Brielle, N.J. (Notre Dame)
50	Jake Wyandt	C	Gr.	R/R	5-11	195	TR	Laurel, Md. (Presbyterian)
51	Luke Burk	IF	Jr.	R/R	6-0	219	JC	Galena, Mo. (Neosho County CC)
52	Jordan Armstrong	RHP	Sr.	R/R	6-2	184	JC	McDonough, Ga. (Chattahoochee Valley CC)
54	Konner Copeland	LHP	So.	L/L	6-2	178	JC	Mobile, Ala. (Pensacola State CC)
57	Tyler Drabick	RHP	Gr.	R/R	6-2	193	TR	Canton, Ohio (Lipscomb)
72	Brody Moss	IF	Fr.	L/R	5-11	173	HS	Helena, Ala. (Helena)

COACHES & STAFF

30	Butch Thompson	Head Coach
35	Karl Nonemaker	Assistant Coach
39	Gabe Gross	Assistant Coach
15	Tim Hudson	Volunteer Assistant Coach
	Aaron Everett	Director of Player Development
	Greg Drye	Director of Operations
	Chris Joyner	Strength & Conditioning
	Anthony Sandersen	Athletic Trainer
	Jeremy Page	Athletic Trainer Intern

PRONUNCIATION GUIDE

Ben BOSSE.....	BOSSY
Sonny DICHARA	De-SHARE-uh
Ryan DYAL.....	DIAL
Garrett FARQUHAR	FAR-kwar
Cade GRANZOW	Gran-ZO
KASON Howell.....	KAY-son
Chase ISBELL.....	IZ-bull
Ben SCHORR.....	SHORE
Jake WYANDT	Why-ANDT

30 BUTCH THOMPSON HEAD COACH

THE AUBURN SKIPPER

- Eight College World Series appearances / 17 postseason appearances
- 2013 National Runner-up (Mississippi State)
- 2001 National Champion (Birmingham-Southern)
- 2014 Baseball America/ABCA National Assistant Coach of the Year
- 2006 FCA Coach of the Year
- Coached 18 pitchers who went on to pitch in the Major Leagues
- Recruited and coached 33 pitchers who were drafted out of college that weren't drafted out of high school

Butch Thompson enters his seventh season at the helm of the program in 2021, posting a record of 179-142 in his first six seasons. He led the program to the first College World Series appearance in 22 years in 2019 and took the Tigers to three straight regionals for the first time since 2001-03.

Butch Thompson was named Auburn's head baseball coach on October 22, 2015 and enters his seventh season with the Tigers in 2021.

Thompson, who spent three seasons as an assistant coach and recruiting coordinator at Auburn from 2006-08, returned to The Plains after seven seasons at Mississippi State as both associate head coach and pitching coach.

A native of Amory, Miss., Thompson has coached 31 Division I All-Americans and 40 all-conference performers. He has seen 18 of his former pitchers make their Major League Baseball debuts, including 12 since 2014. Thompson has also turned 33 pitchers who went undrafted out of high school into MLB draft picks.

Thompson had three pitchers drafted in the first 11 rounds in 2014 and five pitchers drafted, including three in the top 10 rounds, in 2013. He added a first-round selection in the 2016 draft, a third-round pick in Keegan Thompson in 2017 and the first No. 1 overall pick in program history in Casey Mize in 2018. With Tanner Burns also going as a supplemental first round pick in 2020, Auburn became one of four programs with a pair of pitchers drafted in the first round from 2018-20.

Along with his pitching pedigree, Thompson is also considered one of the top recruiters in the country. Since 2003, he has secured 14 recruiting classes that were ranked in the top 10 by either Baseball America or Perfect Game, including the No. 5 signing class in 2017 and a program record No. 4 class in 2018. His classes signed from 2006-08 at Auburn each ranked in the top 18 nationally, including the No. 5 class in 2008, which included All-American and SEC Player of the Year Hunter Morris.

In 29 years of coaching at the collegiate level, including 20 in the Southeastern Conference, Thompson has coached eight College World Series participants, including leading the Tigers to the program's first trip to the College World Series in 22 years in 2019. Thompson has also coached one national champion and a national runner-up, won nine conference championships and made 17 postseason appearances. He has also served as an assistant under three National Coach of the Year recipients.

Thompson was named the 2006 Fellowship of Christian Athletes SEC Coach of the Year while at Auburn and the 2014 Baseball America and American Baseball Coaches Association (ABCA) National Assistant Coach of the Year while at Mississippi State.

Thompson has returned the Tigers to prominence in five seasons on The Plains as he has guided the team to a 179-142 overall record and took the team to three straight NCAA Tournament appearances for the first time since 2001-03, including back-to-back super regionals for the first time in program history. After advancing to the College World Series in 2019 and a winner-take-all game three in the Gainesville Super Regional in 2018, the Tigers finished those respective seasons ranked as high as No. 8 and No. 9. It marked the third time in program history the team has finished back-to-back seasons in the top 10.

Entering the 2019 postseason as the No. 2 seed in the Atlanta Regional, Auburn became the only program to sweep a regional on the road in each of the last two seasons before also becoming the first team to defeat North Carolina in a Chapel Hill Super Regional in 2019, punching its ticket to Omaha for the first time since 1997.

In seven seasons at MSU, Thompson made four NCAA regional trips, two Super Regionals, won the SEC Tournament and advanced to the College World Series finishing as NCAA runner-up in 2013. In three of his last four seasons in Starkville, the Bulldogs' staff ERA finished no higher than 3.06. Thompson's 2013 pitching staff was one of two nationally to finish in the top 15 in ERA, strikeouts per nine innings and hits allowed per nine innings.



In addition to his experience at Auburn and Mississippi State, Thompson also spent four seasons at Georgia from 2002-05, including a trip to the College World Series in 2004. While there, he guided the development of future Major Leaguers Josh Fields, Mitchell Boggs and Brooks Brown.

Thompson launched his coaching career as pitching coach and top assistant at Huntingdon College (Ala.) in 1993, before returning to his alma mater in Birmingham, where he helped lead the Panthers to back-to-back Southern States Conference Championships and in 1995 coached BSC to its first NAIA World Series berth.

Thompson left BSC briefly to serve as head coach at Jefferson State Community College in Birmingham in 1997. While at JSCC, he was honored as the Regional Tournament Coach of the Year, the ABCA Alabama Junior College Coach of the Year and the Southeast Region Coach of the Year after guiding JSCC to a 39-21 mark, the AJCAA Region 22 State Championship and a third-place finish in the NJCAA Division II World Series.

He returned to Birmingham-Southern as top assistant the following season, beginning a four-year run during the most successful span in BSC baseball history. The Panthers won 196 games and four TranSouth Conference Championships and made three-consecutive appearances in the NAIA World Series. BSC's 2001 team posted a school-best 55-11 mark and captured the NAIA National Championship.

In 2002, Thompson joined the SEC baseball coaching fraternity as a pitching coach and recruiting coordinator at Georgia and has been a part of the league for the past 17 seasons.

Thompson currently serves as the large-school representative for the Alabama Baseball Coaches Association and is an All-American committee member representing the South region for the ABCA.

Thompson prepped at Amory (Miss.) High School and later starred as a pitcher at Itawamba (Miss.) Community College from 1989-90. He is a member of both the ICC Athletic Hall of Fame (Class of 2014) and MACCC Hall of Fame (Class of 2021).

Thompson earned a Bachelor's Degree in History at BSC in 1992 and completed a Master's Degree in Sports Administration at UAB in 1996. He is married to the former Robin Ashe of Birmingham, Ala., and they are the parents of three daughters --- Anna, Olivia and Madelyn Gail.

NATIONAL POLLS

NEWS & NOTES

BASEBALL AMERICA

Mar. 14

1. Notre Dame
2. Ole Miss*
3. Oregon State
4. Texas
5. Virginia
6. Vanderbilt*
7. Arkansas*
8. Florida State
9. Tennessee*
10. Stanford
11. Oklahoma State
12. Liberty
13. Florida
14. Georgia Tech
15. Clemson
16. LSU*
17. Arizona
18. Georgia
19. North Carolina
20. Gonzaga
21. Maryland
22. Texas State
23. Texas Tech*
24. Old Dominion
25. Southern Cal

D1 BASEBALL

Mar. 14

1. Ole Miss*
2. Texas
3. Arkansas*
4. Vanderbilt*
5. Oregon State
6. Notre Dame
7. Tennessee*
8. Florida State
9. Florida
10. Georgia Tech
11. Oklahoma State
12. Stanford
13. LSU*
14. Liberty
15. North Carolina
16. Arizona
17. Texas Tech*
18. Clemson
19. Virginia
20. Georgia
21. TCU
22. Texas State
23. Mississippi State*
24. Maryland
25. Gonzaga

USA TODAY

Mar. 14

1. Ole Miss*
2. Texas
3. Vanderbilt*
4. Arkansas*
5. Tennessee*
6. Oregon State
7. Notre Dame
8. LSU*
9. Florida
10. Georgia Tech
11. Stanford
12. Florida State
13. Texas Tech*
14. Liberty
15. Oklahoma State
16. Arizona
17. Virginia
18. North Carolina
19. Clemson
20. Georgia
21. TCU
22. Maryland
23. Texas State
24. Mississippi State*
25. Gonzaga

NCBWA

Mar. 14

1. Vanderbilt*
2. Ole Miss*
3. Texas
4. Arkansas*
5. Oregon State
5. Notre Dame
7. Tennessee*
8. Georgia Tech
9. LSU*
10. Florida
11. Stanford
12. Texas Tech*
13. Florida State
14. Arizona
15. North Carolina
16. Virginia
17. Liberty
18. Oklahoma State
19. Georgia
20. Clemson
21. TCU
22. Maryland
23. Mississippi State*
24. Gonzaga
25. Old Dominion

PERFECT GAME

Mar. 14

1. Notre Dame
2. Vanderbilt*
3. Texas
4. Ole Miss*
5. Tennessee*
6. Georgia Tech
7. Oklahoma State
8. Oregon State
9. LSU*
10. Arkansas*
11. Stanford
12. Liberty
13. Florida State
14. Texas Tech*
15. TCU
16. Clemson
17. Florida
18. North Carolina
19. Virginia
20. Arizona
21. Texas State
22. Maryland
23. UConn
24. Miami
25. UCLA

COLLEGIATE BASEBALL

Mar. 14

1. Vanderbilt*
2. Tennessee*
2. Oregon State
4. LSU*
5. Virginia
6. Texas
7. Notre Dame
8. Georgia Tech
9. Ole Miss*
10. Georgia
11. North Carolina
12. Liberty
13. Florida
14. Stanford
15. Texas State
16. Arizona
17. Texas Tech*
18. Arkansas*
19. Purdue
20. Clemson
21. Old Dominion
22. Florida State
23. Miami
24. Gonzaga
25. Southern Cal

AUBURN IN THE POLLS

BA D1 CB NC PG USA

Pre.	NR	NR	NR	NR	NR	NR
2/21	NR	NR	NR	NR	NR	NR
2/28	NR	NR	NR	NR	NR	NR
3/7	NR	NR	NR	NR	NR	NR
3/14	NR	NR	NR	NR	NR	NR

SCOUTING THE REBELS

- Ole Miss enters SEC opening weekend with a 13-3 overall record and has outscored opponents 152-48.
- The Rebels return eight of nine starters from a year ago.
- Offensively, the team ranks eighth in the league with a .305 average and is led by junior college transfer Reagan Burford, who is hitting .355 in 13 games and 11 starts. Tim Elko leads the way in slugging with seven homers and 23 RBI.
- On the mound, Ole Miss ranks fourth in the conference with a 2.59 ERA and has 169 strikeouts in 128.1 innings.

CONFERENCE COMPETITION

- Five of Auburn's 10 SEC series are against teams currently ranked inside the top eight of the most recent USA Today Coaches Poll, beginning with No. 1 Ole Miss.

RANKED OPPONENTS

- Auburn is 1-0 against ranked opponents this season, having defeated then-No. 12 Texas Tech, 2-1, at the State Farm College Baseball Showdown in Arlington, Texas.

PITCHING ON POINT

- The Auburn pitching staff has allowed 49 runs (41 earned) through the first 17 games of the season and has held opponents to three or fewer runs 12 times.
- The team allowed 28 runs through the first 14 games, marking the fewest since allowing 24 runs in the first 14 recorded scores from the 1940 season (the 13th game was a tie with no recorded score).
- The 49 runs allowed through 17 games are the fewest since allowing 46 runs in the first 17 games of 2001.

STRIKING 'EM OUT

- Auburn struck out a season high 19 batters in the series opener against Yale.
- The 19 strikeouts were the most in a game since striking out 20 in a 15-inning contest against Arkansas in 2019 and tied for the most in a nine-inning game in the Stat Crew era (since at least 1994).

SOLID STARTS

- Auburn starting pitchers are 6-1 with a 2.16 ERA and 73 strikeouts to go along with 26 walks in 66.2 innings.
- Mason Barnett is set to make his first weekend start after going 1-0 with a 2.79 ERA and 13 strikeouts in 9.2 innings in two midweek starts vs. UAB and Tenn Tech.
- Trace Bright didn't allow an earned run in his first 20.1 innings pitched this year. He is the first Auburn pitcher to turn in three straight quality starts since Tanner Burns did it twice in 2019.
 - Yale: 6.0 IP, 3 H, 0 R/0 ER, 3 BB, 6 K, 83 pitches
 - URI: 6.0 IP, 1 H, 0 R/0 ER, 0 BB, 8 K, 78 pitches
 - MT: 6.0 IP, 6 H, 3 R/3 ER, 3 BB, 4 K, 91 pitches

STARTING TO SWING IT

- Auburn has registered double digit hits in eight of the last 10 games and is hitting .344 during the stretch.
- The Tigers had 10+ hits in six straight games from Mar. 1-6, marking the longest such streak since 2016.
- Auburn has also scored double digit runs in six of the last 10 games.

DYAL-ED IN

- Redshirt sophomore Ryan Dyal was named a Collegiate Baseball National Player of the Week after leading the SEC with 12 RBI in six games from Mar. 1-6.
- Dyal went 6-for-12 with three doubles, two homers and 10 RBI against Rhode Island.
- He is hitting .346 with three doubles, three homers and 16 RBI in the last eight games.

SONNY STARTS SLUGGING

- Senior transfer Sonny DiChiara returned to the lineup last Sunday and leads the SEC in slugging (1.026) and on-base percentage (.607) while ranking third in the league in batting average (.462).
- Twelve of DiChiara's first 18 hits are for extra bases and he has an extra-base hit in eight of 13 games this season, including multiple extra-base hits on four occasions.
- DiChiara has reached multiple times in 12 of 13 games. He reached safely in 11 of 12 plate appearances from Feb. 20-25 with the lone time he was put out coming on a sac fly.

RAMBUSCH RAKES

- Junior college transfer Blake Rambusch, who ranked 11th in the NJCAA with a .444 average a season ago, leads the team with seven multi-hit games this season, including four in the last six contests.
- The redshirt junior has reached base in 74 of the last 75 games dating back to the final 13 games of his freshman season at Grayson College in 2019.
- Rambusch is currently tied for the team lead with a seven-game hitting streak and is 12-for-26 (.462) with seven runs, a double, triple, homer and six RBI during the streak.

HOWELL'S HEATING UP

- After going hitless in the first three games of the season, senior outfielder Kason Howell is hitting .415 (22-for-53) with 14 runs, six doubles, a triple, homer and 13 RBI in the last 14 games.
- Howell has matched a career best with three hits on five occasions already this season
- He hit a walk-off homer to clinch the series against Yale three weekends ago. The walk-off homer was the first of Howell's career and the first by an Auburn player since Steven Williams in the 2019 Atlanta Regional.

WARE-ING 'EM OUT

- Junior outfielder Bryson Ware hit his first career grand slam in the first inning of the team's 13-1 win in the home opener vs. Troy.
- Ware ultimately drove in a career high six runs in the contest and matched the RBI total in a 16-1 win against UAB on Mar. 2, going 3-for-4 with two doubles and a triple.
- Ware is the first Auburn player with six or more RBI in two games in a season since 2011
- He is hitting .424 (14-for-33) with 11 runs, five doubles, a homer and nine RBI since Mar. 2.

WYANDT ON WATCH LIST

- Graduate transfer Jake Wyandt was named to the Buster Posey Award watch list last week.
- Wyandt is currently tied for the team lead with a seven-game hitting streak and is hitting .409 with 11 RBI during the stretch.

LIKE FATHER, LIKE SON

- Senior infielder Brody Moore is the son of former Auburn and All-SEC shortstop Brandon Moore (1991-94).
- After wearing No. 19 and playing second base/utility in his first three seasons on the Plains, Brody has a new number and position in 2022 - No. 4 and shortstop - just like his dad.
- Brandon hit .332 in four years and 242 games in an Auburn uniform. Brody, who collected his 100th career hit last weekend, is a .305 hitter in parts of three seasons and 95 games.

BURKY AND SKIP IN THE BULLPEN

- Junior Blake Burkhalter and senior Carson Skipper were two of nine SEC relievers named to the NCBWA Stopper of the Year Watch List.
- Auburn was one of two SEC programs with multiple honorees (Vanderbilt).
- It marks the fifth straight season an Auburn pitcher has been recognized on the list, including the second straight for Skipper.
- The duo is 3-0 with a 1.07 ERA and 28 strikeouts to three walks in 25.1 combined innings this season.
- Burkhalter has factored into the decision in five of his first seven appearances and has faced just four batters over the minimum so far this season.

ONE-RUN AFFAIRS

- After going 6-11 one-run games last year, Auburn is 3-2 in one-run games this season.
- A year ago, thirteen of Auburn's 30 SEC games, including seven of its first 10, were decided by one run and seven more were decided by two runs.
- The Tigers went 4-9 in one-run games and 6-14 in games decided by two runs or less in league play.

BIG SHOES TO FILL

- Auburn is forced to replace its top three hitters and five everyday starters from a year ago in shortstop Ryan Bliss, third baseman Rankin Woley, first baseman Tyler Miller and outfielders Steven Williams and Judd Ward.
- The quintet combined to hit .296 with 192 runs, 50 doubles, 58 home runs and 191 RBI.

TWENTY-SIX YEARS IN THE MAKING

- Volunteer assistant and pitching coach Tim Hudson, who began his time on the Plains as a player in the fall of 1995, recently earned his degree in interdisciplinary studies with emphases on health promotion and philanthropy studies on Dec. 11, 2021.

MLB SUCCESS ON STAFF

- Auburn's coaching staff has 54 years of experience in professional baseball, including 32 years in the MLB between pitching coach Tim Hudson (17 years), hitting coach Gabe Gross (seven years), strength coach Chris Joyner (eight years).
- Other members of the coaching and support staff with professional experience include assistant coach Karl Nonemaker, director of player development Aaron Everett and athletic trainer Anthony Sandersen.

AUBURN IN THE MLB DRAFT

- The 2021 MLB Draft marked the 47th consecutive year Auburn had at least one player selected, tied for the longest active streak in the SEC.
- Ryan Bliss was drafted by the Arizona Diamondbacks in the second round with the 42nd overall pick in last year's draft, becoming the fifth-highest position player and ninth-highest draft pick overall in Auburn history.
- It marked the sixth straight season Auburn had a top-five-round pick, marking the first time in program history to accomplish the feat.

AUBURN IN THE NATIONAL AND SEC RANKINGS

(as of Mar. 15)

TEAM	TOTAL	NCAA	SEC
Sacrifice flies	16	1	1
Fielding percentage	.988	5	1
ERA	2.46	9	3
Shutouts	3	12	3
Hit by pitch	31	12	2
Hits/9.0 IP	6.54	14	4
Runs	147	15	5
Walks	90	16	3
Double plays	14	19	1
On-base percentage	.419	24	6
Hits	172	23	6
21 TRACE BRIGHT	TOTAL	NCAA	SEC
Starts	4	13	1
Hits/9.0 IP	3.18	14	1
WHIP	0.65	24	5
17 SONNY DICHIARA	TOTAL	NCAA	SEC
On-base percentage	.607	4	1
Slugging percentage	1.026	5	1
Batting average	.462	20	3
6 RYAN DYAL	TOTAL	NCAA	SEC
Hit by pitch	7	24	3
RBI	22	25	5
45 J. GONZALEZ	TOTAL	NCAA	SEC
Starts	4	13	1
5 KASON HOWELL	TOTAL	NCAA	SEC
Sacrifice flies	3	15	4
28 NATE LARUE	TOTAL	NCAA	SEC
Sacrifice flies	3	15	4
1 BLAKE RAMBUSCH	TOTAL	NCAA	SEC
Sacrifice flies	3	15	4

THE LAST TIME...

BATTING SUPERLATIVES

5 hits in a game	Anfernee Grier at Kennesaw St. [5-for-6] (4/12/16)
6 hits in a game	Tyler Johnstone vs. Elon [6-for-7, 2B, 3B] (2/25/05)
Reached base 6 times	Bryson Ware vs. Alabama A&M [3-5, 3 BB] (2/24/21)
4 runs in a game	Blake Rambusch vs. Kansas State (2/20/22)
5 runs in a game	Rankin Woley vs. #18 Boston College (3/6/21)
6 runs in a game	Bryson Ware vs. Alabama A&M (2/24/21)
10-game hitting streak	Rankin Woley, 12 games (2/28-3/21/21)
15-game hitting streak	Jonah Todd, 16 games, (4/8-5/7/17)
20-game hitting streak	A. Grier, 22 games, (5/31/15-3/22/16)
25-game hitting streak	Justin Fradejas, 27 games (3/23-5/7/10)
30-game hitting streak	Casey Dunn, 31 games (2/22 [G1]-4/15/97)
3 doubles in a game	Ryan Bliss vs. LSU (5/6/21)
4 doubles in a game	Ken Dempsey vs. Georgia (1971)
2 triples in a game	Jay Gonzalez vs. Alabama State (2/28/12)
3 triples in a game	never
2 home runs in one game	Kason Howell at Missouri (5/20/21)
3 home runs in one game	Tony Caldwell at Kentucky (4/9/11)
7 RBI in a game	Brody Moore vs. Alabama A&M (2/24/21)
8 RBI in a game	Justin Bryant at Georgia (3/19/10)
9 RBI in a game	Hunter Morris at Georgia (3/21/10)
10 RBI in a game	Bob Berry vs. Huntington (4/15/82)
Grand slam home run	Ryan Dyal vs. Rhode Island (3/6/22)
Inside-the-park home run	Kason Howell at Alabama (4/15/21)
HR to begin game	Ryan Bliss vs. #11 Ole Miss (5/25/21)
Two HR in one inning	Dan Glevenyak at Jacksonville State (8th) (5/7/13)
HR in consecutive at-bats	Steven Williams vs. Texas A&M (5/15/21)
HR in three consecutive at-bats	Edouard Julien vs. Alabama A&M/at UCF (2/20-22/19)
HR in consecutive games	Sonny DiChiara vs. Yale (2/25-26/22)
HR in three consecutive games	Sonny DiChiara vs. Troy & Yale (2/23-26/22)
HR in three consecutive SEC games	Trent Mummy (4/17-23/10)
HR in four consecutive games	Joseph Sanders (5/10-15/08)
HR in four consecutive SEC games	Mike Bianucci (5/2-9/08)
HR in five consecutive games	Tim Lemons (4/6-10/85)
Walk-off HR	Kason Howell vs. Yale (G1 - 2/26/22)
Pinch-hit HR	Cam Hill vs. Kentucky (3/26/21)
Pinch-hit grand slam	Edouard Julien vs. BYU (G1 - 3/3/18)
HR in first at-bat of season	Steven Williams vs. Longwood (2/17/18)
HR in both games of DH	Dylan Ingram at #7 Mississippi St. (4/29/17)
Hit for the cycle	Judd Ward [3B, 1B, HR, 2B] vs. Illinois-Chicago (G1 - 2/15/20)
Hit from both sides of plate in same inning	Damon Haecker [5th inn.] vs. Jacksonville St. (3/15/17)
Two hits in same inning	Cam Hill [2B, 1B] vs. Rhode Island [1st] (G2 - 3/5/22)
Stole home	Josh Hall vs. Kansas State (2/20/22)
Stole two bases in a game	Blake Rambusch vs. Rhode Island (G1 - 3/5/22)
Stole three bases in a game	Anfernee Grier vs. Southern (2/26/16)
Hit by a pitch 2 times in a game	Ryan Dyal vs. UAB (3/2/22)
Hit by a pitch 3+ times in a game	Dan Glevenyak at Alabama (4) (4/11/14)
Scored 20 or more runs	20 vs. Wright State (2/29/20)
Scored 25 or more runs	25 vs. Longwood (2/17/18)
Scored 30 or more runs	33 vs. Alabama A&M (2/24/21)
Scored 5 runs in an Inning	5, vs. Rhode Island (5th) (3/6/22)
Scored 6 runs in an Inning	6, at Missouri (8th) (5/20/21)
Scored 7 runs in an Inning	7, vs. Middle Tennessee (1st) (G1 - 3/13/22)
Scored 8 runs in an Inning	8, at UAB (5th) (3/19/19)
Scored 9 runs in an Inning	9, vs. Rhode Island (1st) (G1 - 3/5/22)
Scored 10+ runs in an Inning	14, vs. Alabama A&M (4th) (2/24/21)
Recorded 10+ hits in an Inning	11, vs. Furman (5th) (2/12/00)
Scored in every inning	vs. Coppin State (3/18/14)
Recorded 15-19 hits	15, vs. Rhode Island (3/6/22)
Recorded 20 or more hits	27, vs. Alabama A&M (2/24/21)
Hit 3 or more home runs in an inning	3, vs. Northeastern (6th) (G1 - 3/10/18)
Hit 3 or more home runs in a game	4, vs. Rhode Island (3/6/22)
Hit 5 or more home runs in a game	6, vs. Texas A&M (5/15/21)
Hit 7 or more home runs in a game	7, vs. Mississippi State (5/8/10)
Hit back-to-back home runs	R. Woley & S. Williams vs. Samford (3rd) (4/20/21)
Hit back-to-back-to-back home runs	R. Bliss, T. Miller & R. Woley vs. Texas A&M (1st) (5/15/21)
Had 5 doubles	5, vs. Yale (2/25/22)
Had 6 doubles	6, vs. Jacksonville State (4/21/21)
Had 7 doubles	7, vs. Chicago State (3/8/20)
Had 8 doubles	8, vs. BYU (G1 - 3/3/18)
Had 9+ doubles	11, vs. Alabama A&M (2/24/21)
Stole 5 bases in a game	5, vs. Bethune-Cookman (5/6/14)
Stole 6 bases in a game	6, vs. #21 Tennessee (3/17/19)
Stole 7 bases in a game	7, vs. Presbyterian (5/8/12)
Stole 8 bases in a game	8, vs. Alcorn State (2/22/12)
Walked 10+ times	12, vs. Rhode Island (G1 - 3/5/22)
Did not strike out in a game	vs. Belmont (3/11/12)

PITCHING SUPERLATIVES

INDIVIDUAL	
Nine-inning no-hitter	Casey Mize vs. Northeastern (3/9/18)
Nine-inning no-hitter (combined)	Mike Mueller [2.0], Lee Carter [1.0], Brandon Channell [1.0], Reid Price [1.0], Andrew Skinner [1.0], Arnold Hughey [1.0], Ken Clayton [1.0], Cory Duettt [0.2], Sean Jones [0.1] vs. UAB (3/19/02)
Seven-inning no-hitter	Jason Johnson vs. LaGrange College (4/30/91)
Nine-inning perfect game	Eric Brandon vs. Murray State (3/2/02)
Seven-inning perfect game	Jason Johnson vs. LaGrange College (4/30/91)
Nine-inning one-hitter (individual)	Keegan Thompson vs. Presbyterian (3/1/14)
Nine-inning one-hitter (combined)	Tanner Burns [7.0], Cody Greenhill [2.0] vs. Chicago State (3/6/20)
Five-inning one-hitter	Kevin Davis [3.2], Jacob Milliman [1.1], vs. Radford (2/22/15)
Nine-inning two-hitter	Tanner Burns [9.0] vs. Cincinnati (3/1/19)
Complete game	Jack Owen vs. UTSA (3/9/19)
Complete game shutout	Jack Owen vs. UTSA (3/9/19)
Consecutive complete games	K. Thompson vs. Arkansas & LSU (4/4 & 4/11/15)
Struck out 10 batters	10 by Tanner Burns vs. Chicago State (3/6/20)
Struck out 11 batters	11 by Jordan Armstrong vs. Yale (2/25/22)
Struck out 12 batters	12 by Casey Mize at Kentucky (3/23/18)
Struck out 13 batters	13 by Casey Mize vs. Texas A&M (3/16/18)
Struck out 15 batters	15 by Tanner Burns vs. Cincinnati (3/1/19)
TEAM	
Struck out 15+ batters	Jor. Armstrong [11], Joh. Armstrong [2], Allsup [2], Swilling [1], Bosse [3] vs. Yale (2/25/22)
Struck out 20+ batters	Fuller [4], Watson [4], Anderson [3], Greenhill [4], Skipper [3], Wade [2] vs. #9 Arkansas (4/5/19) vs. Ga State, at Missouri (4/5-7/16)
Struck out 15 batters consecutive games	12-0 [7] vs. Rhode Island (G2 - 3/5/22)
Shut out an opponent	16-0 / 12-0 [7] vs. Rhode Island (3/5/22)
Consecutive shutouts	Three straight shutouts 2-0 vs. UT Martin / 6-0 vs. UTSA (3/6-9/19)
Shut out an SEC opponent	3-0 at Missouri (5/21/21)
Shut out an SEC opponent on the road	3-0 at Missouri (5/21/21)
Consecutive SEC shutouts	5-0 and 4-0 at Miss. State (3/27-28/15)
Consecutive SEC shutouts on the road	5-0 and 4-0 at Miss. State (3/27-28/15)
Was shut out	3-0 vs. Oklahoma (2/18/22)
Was held to one hit	vs. #24 Missouri (4/1/18)
Was no hit	vs. #13 Arkansas (5/25/17)
FIELDING SUPERLATIVES	
2 errors in a game	Rankin Woley vs. Texas A&M (5/16/21)
3 errors in a game	Luke Jarvis vs. Presbyterian (3/11/07)
4 errors in a game	Brett Burnham at Alabama (4/5/00)
3 double plays turned in a game	vs. Baylor (2/27/21)
4 double plays turned in a game	at #1 Arkansas (4/3/21)
5 double plays turned in a game	never
Triple play (Auburn)	vs. Memphis (5/22/78)
Triple play (Opponent)	at Florida [4th] (3/15/08)
Threw a runner out at HP to end game	Will Holland vs. Presbyterian (3/12/17)
MISC. SUPERLATIVES	
Won 10 or more consecutive games	15 (2/24-3/22/19)
Won 15 or more consecutive games	15 (2/24-3/22/19)
Won 8 or more consecutive SEC games	9 (4/1-21/95)
Lost 5 or more consecutive games	5 (4/2-11/21)
Home winning streak	21 (1964-66)
Road winning streak	14 (1967/1995)
Season-opening winning streak	17 (2/7-3/5/97)
Extra-innings victory	10-6, at #20 Georgia [14 inn] (4/30/21)
Extra-innings loss	3-4, vs. Middle Tennessee [8 inn] (G2 - 3/13/22)
Swept a 3-game series	vs. Presbyterian (2/19-21/21)
Swept a road series	at Alabama (4/20-21/18)
Swept a road SEC series	at Alabama (4/20-21/18)
Swept a SEC series	vs. #21 Tennessee (3/15-17/19)
Swept a 4-game series	Rhode Island (3/4-6/22)
Swept a doubleheader	Rhode Island (3/5/22)
Allowed 3 runs or fewer in a three-game series	2, vs. Chicago State (3/6-8/20)
Allowed 3 runs or fewer in a four-game series	3, vs. Rhode Island (3/4-6/22)
Allowed 3 runs or fewer in a SEC series	3 vs. Miss. State (3/27-29/15)
Allowed 4 runs or fewer in a series	3 vs. UTSA (3/8-9/19)
Allowed 4 runs or fewer in a SEC series	4, vs. Georgia (4/23-25/15)
Allowed 3 runs or fewer in a road series	3 vs. Miss. State (3/27-29/15)
Allowed 3 runs or fewer in a SEC road series	3 vs. Miss. State (3/27-29/15)
Overcome a deficit of 7+ runs	7 runs, [7-0, 12-8] vs. Florida A&M (2/22/17)
Won a 1-0 game	vs. Mercer (5/30/15) [NCAA Regional]
Lost a 1-0 game	vs. Ohio State (2/15/14)
Walk-off win	vs. Yale [9 inn.] (G1 - 2/26/22)
Walk-off loss	at Alabama [9 inn.] (4/17/21)

HITTER PROFILES

31 • MIKE BELLO OF

6-1 • 190 • FR • Oak Ridge, N.J. • Pope John XXIII
 • Drove in his first career runs on a two-RBI 2B vs. URI

CAREER STATISTICS												
YEAR	AVG	GP-GS	AB	R	H	2B	3B	HR	RBI	SB-A		
2022	.400	8-0	5	0	2	1	0	0	2	0-0		
SEASON HIGHS						CAREER HIGHS						
AB: 1, five times						1, five times						
R: --						--						
H: 1, two times						1, two times						
2B: 1, vs. Rhode Island (3/6)						1, vs. Rhode Island (3/6/22)						
HR: --						--						
RBI: 2, vs. Rhode Island (3/6)						2, vs. Rhode Island (3/6/22)						

51 • LUKE BURK IF

6-0 • 219 • JR • Galena, Mo. • Neosho County CC
 • Registered his first Auburn hit vs. UAB (3/2)

CAREER STATISTICS												
YEAR	AVG	GP-GS	AB	R	H	2B	3B	HR	RBI	SB-A		
2020*	.460	17-/	50	14	23	4	0	3	13	3-4		
2021*	.270	39-/	126	31	34	6	0	5	22	0-1		
2022	.143	8-0	7	1	1	0	0	0	0	0-0		
TOTAL	.317	64-0	183	46	58	10	0	8	35	3-5		
SEASON HIGHS						CAREER HIGHS						
AB: 2, two times						6, at Allen County (3/7/20)						
R: 1, vs. UAB (3/2)						3, four times						
H: 1, vs. UAB (3/2)						4, vs. Allen County (3/5/20)						
2B: --						2, vs. Ottawa (3/1/20)						
HR: --						1, eight times						
RBI: --						3, five times						

19 • BROOKS CARLSON IF

5-11 • 192 • GR • Mobile, Ala. • Samford
 • Scored the game-winning run vs. Tenn Tech (3/9)
 • Hit his first Auburn HR in the series finale vs. URI (3/6)
 • Rated by Baseball America as the No. 21 impact transfer
 • Two-time All-SoCon, 2020 All-America

CAREER STATISTICS												
YEAR	AVG	GP-GS	AB	R	H	2B	3B	HR	RBI	SB-A		
2018*	.343	62-61	230	48	79	16	1	10	47	1-3		
2019*	.345	59-59	226	47	78	17	2	6	41	0-1		
2020*	.500	15-15	50	18	25	4	0	3	19	0-1		
2021*	.301	50-49	186	38	56	13	1	6	37	2-2		
2022	.200	7-5	20	8	4	0	0	1	3	0-0		
TOTAL	.340	193-189	712	159	242	50	4	26	147	3-7		
SEASON HIGHS						CAREER HIGHS						
AB: 5, vs. MTSU (3/11)						6, three times						
R: 3, vs. Rhode Island (3/5)						3, eight times						
H: 1, four times						4, four times						
2B: --						2, five times						
HR: 1, vs. Rhode Island (3/6)						1, 26 times						
RBI: 2, vs. Rhode Island (3/6)						7, at VMI (5/7/21)						

17 • SONNY DICHIARA IF

6-1 • 263 • SR • Hoover, Ala. • Samford
 • Reached base multiple times in 12 of 13 games
 • Ranks 4th among active players in career HR
 • Rated by Baseball America as the No. 14 impact transfer
 • Rated by D1 Baseball as the No. 15 first baseman
 • Two-time All-SoCon, 2019 Freshman All-America

CAREER STATISTICS												
YEAR	AVG	GP-GS	AB	R	H	2B	3B	HR	RBI	SB-A		
2019*	.293	55-55	198	40	58	7	0	21	55	0-0		
2020*	.328	15-15	61	9	20	3	0	2	21	0-0		
2021*	.273	56-56	194	44	53	9	0	18	46	0-0		
2022	.462	13-13	39	16	18	7	0	5	11	0-0		
TOTAL	.303	139-139	492	109	149	26	0	46	133	0-0		
SEASON HIGHS						CAREER HIGHS						
AB: 5, vs. Yale (2/25)						6, two times						
R: 3, three times						3, five times						
H: 3, vs. Yale (2/25)						4, at Austin Peay (2/21/21)						
2B: 2, vs. Oklahoma (2/18)						2, vs. Oklahoma (2/18/22)						
HR: 1, five times						2, eight times						
RBI: 4, vs. Troy (2/23)						6, at Wofford (4/26/21)						

6 • RYAN DYAL C

5-10 • 197 • R-SO • Senoia, Ga. • East Coweta
 • Is hitting .346 with 3 2B, 3 HR and 16 RBI in the last 8
 • Named a Collegiate Baseball National Player of the Week after leading the league with 12 RBI from Mar. 1-6
 • Became the first AU player with multiple outfield assists in same inning since 1996

CAREER STATISTICS												
YEAR	AVG	GP-GS	AB	R	H	2B	3B	HR	RBI	SB-A		
2021	.200	31-22	70	18	14	2	0	3	7	1-1		
2022	.278	17-17	54	18	15	4	0	3	22	0-0		
TOTAL	.234	48-39	124	36	29	6	0	6	29	1-1		
SEASON HIGHS						CAREER HIGHS						
AB: 5, vs. Alabama State (3/1)						5, three times						
R: 3, vs. Troy (2/23)						3, two times						
H: 2, five times						2, six times						
2B: 1, four times						1, two times						
HR: 1, three times						1, six times						
RBI: 4, vs. Rhode Island (3/6)						4, vs. Rhode Island (3/6/22)						

11 • GARRETT FARQUHAR IF

5-11 • 187 • 5th • Hoover, Ala. • Shelton State
 • Hit a pinch-hit HR vs. URI, the first of his AU career
 • Collected multiple hits with a 2B and RBI vs UAB (3/2)

CAREER STATISTICS												
YEAR	AVG	GP-GS	AB	R	H	2B	3B	HR	RBI	SB-A		
2018*	.331	52-/	175	39	58	8	2	1	32	10-13		
2019*	.363	55-/	168	54	61	11	2	2	31	14-16		
2020	.263	13-10	38	15	10	2	0	0	10	1-1		
2021	.375	20-5	32	8	12	4	0	0	7	1-1		
2022	.250	15-5	24	8	6	1	0	1	4	0-0		
AU	.298	48-20	94	31	28	7	0	1	21	2-2		
TOTAL	.335	155-20	437	124	147	26	4	4	84	26-31		
SEASON HIGHS						CAREER HIGHS						
AB: 6, vs. UAB (3/2)						6, vs. UAB (3/2/22)						
R: 2, vs. UAB (3/2)						4, two times						
H: 2, vs. UAB (3/2)						3, seven times						
2B: 1, vs. UAB (3/2)						2, two times						
HR: 1, vs. Rhode Island (3/6)						1, four times						
RBI: 2, vs. Rhode Island (3/6)						4, two times						

7 • COLE FOSTER IF

6-1 • 190 • SO • Plano, Texas • Plano Senior
 • Rated by D1 Baseball as the No. 32 second baseman and No. 19 SEC prospect for the 2023 MLB Draft
 • Rated by Perfect Game as the No. 58 sophomore

CAREER STATISTICS												
YEAR	AVG	GP-GS	AB	R	H	2B	3B	HR	RBI	SB-A		
2021	.292	15-4	24	5	7	3	0	0	1	0-0		
2022	.240	16-16	50	8	12	2	0	1	18	0-1		
TOTAL	.257	31-20	74	13	19	5	0	1	19	0-1		
SEASON HIGHS						CAREER HIGHS						
AB: 5, vs. MTSU (3/11)						5, vs. MTSU (3/11/22)						
R: 2, vs. UAB (3/2)						3, vs. AAMU (2/24/21)						
H: 2, vs. Troy (2/23)						2, two times						
2B: 1, two times						1, five times						
HR: 1, vs. Alabama State (3/1)						1, vs. Alabama State (3/1/22)						
RBI: 4, vs. Alabama State (3/1)						4, vs. Alabama State (3/1/22)						

2 • JOSH HALL OF

5-9 • 192 • R-JR • Homewood, Ala • Ole Miss
 • Became the first AU player since 2010 to steal home vs. K-State (2/20)

CAREER STATISTICS												
YEAR	AVG	GP-GS	AB	R	H	2B	3B	HR	RBI	SB-A		
2019*	.171	54-9	35	12	6	0	1	1	7	10-11		
2021	.326	20-10	43	10	14	2	2	0	9	5-6		
2022	.250	12-5	20	3	5	1	0	0	0	1-1		
AU	.302	32-15	63	13	19	3	2	0	9	6-7		
TOTAL	.255	86-24	98	25	25	3	3	1	16	16-18		
SEASON HIGHS						CAREER HIGHS						
AB: 5, vs. Kansas State (2/20)						5, two times						
R: 1, three times						3, vs. AAMU (2/23/21)						
H: 2, vs. Kansas State (2/20)						3, vs. AAMU (2/23/21)						
2B: 1, vs. Yale (2/25)						1, three times						
HR: --						1, vs. Ark-Pine Bluff (3/20/19)						
RBI: --						3, vs. AAMU (2/23/21)						

16 • CAM HILL IF

6-5 • 214 • SO • Madison, Ala • Bob Jones
 • Is hitting .393 (11-for-28) since the start of March
 • Rated by Perfect Game as the No. 88 sophomore

CAREER STATISTICS												
YEAR	AVG	GP-GS	AB	R	H	2B	3B	HR	RBI	SB-A		
2021	.270	35-30	111	19	30	6	1	5	22	0-0		
2022	.333	12-10	33	8	11	3	0	0	7	0-1		
TOTAL	.285	47-40	144	27	41	9	1	5	29	0-1		
SEASON HIGHS						CAREER HIGHS						
AB: 4, three times						5, two times						
R: 3, vs. Alabama State (3/1)						4, at Missouri (5/20/21)						
H: 3, vs. Alabama State (3/1)						3, four times						
2B: 1, three times						2, vs. Texas A&M (5/16/21)						
HR: --						1, five times						
RBI: 2, two times						4, vs. Boston College (3/6/21)						

5 • KASON HOWELL OF

6-0 • 180 • SR • Argyle, Texas • Liberty Christian
 • Went on a nine-game hitting streak from Mar. 1-13, hitting .455 during the span
 • Leads the team with five three-hit games, matching a career best in the category
 • Rated by D1 Baseball as the No. 116 outfielder

CAREER STATISTICS												
YEAR	AVG	GP-GS	AB	R	H	2B	3B	HR	RBI	SB-A		
2019	.262	63-63	225	31	59	10	0	0	28	14-16		
2020	.359	11-10	39	8	14	7	0	0	6	0-0		
2021	.260	52-51	177	29	46	12	0	8	30	8-13		
2022	.361	17-17	61	14	22	6	1	1	16	3-3		
TOTAL	.281	143-141	502	82	141	35	1	9	80	25-32		
SEASON HIGHS						CAREER HIGHS						
AB: 5, three times						6, three times						
R: 2, four times						3, three times						
H: 3, five times						3, 10 times						
2B: 2, vs. Alabama State (3/1)						2, two times						
HR: 1, vs. Yale (2/26)						2, two times						
RBI: 2, five times						5, at Missouri (5/20/21)						

37 • MASON LAND IF

5-10 • 173 • JR • Cantonment, Fla. • Chatt Valley
 • Went 2-for-2 with two BB in four PA two weeks ago

CAREER STATISTICS												
YEAR	AVG	GP-GS	AB	R	H	2B	3B	HR	RBI	SB-A		
2020*	.250	3-1	4	2	1	0	0	0	0	0-0		
2021*	.367	51-/	166	58	61	10	1	7	43	4-4		
2022	.667	6-0	3	1	2	0	0	0	0	0-0		
TOTAL	.366	60-1	173	61	64	10	1	7	43	4-4		
SEASON HIGHS						CAREER HIGHS						
AB: 1, three times						5, four times						
R: 1, vs. Rhode Island (3/6)						4, two times						
H: 1, two times						4, two times						
2B: --						2, vs. Snead State (5/9/21)						
HR: --						2, vs. Wallace-Dothan (4/29/21)						
RBI: --						5, at Lurleen B. Wallace (4/7/21)						

28 • NATE LARUE C

6-3 • 217 • JR • Mobile, Ala. • McGill-Toolen
 • Rated by D1 Baseball as the No. 66 SEC prospect

CAREER STATISTICS												
YEAR	AVG	GP-GS	AB	R	H	2B	3B	HR	RBI	SB-A		
2020	.294	8-3	17	6	5	1	0	0	2	0-0		
2021	.219	16-10	32	8	7	2	0	2	5			

4 • BRODY MOORE IF

5-11 • 183 • SR • Oneonta, Ala. • Oneonta

- Collected his 100th career hit with a RBI single in the first inning of Sunday's doubleheader vs. MTSU (3/13)
- Hit his first HR of the season and drove in a season-high four runs in the series opener against MTSU (3/11)

CAREER STATISTICS

YEAR	AVG	GP-GS	AB	R	H	2B	3B	HR	RBI	SB-A
2019	.333	13-4	27	6	9	1	1	0	4	0-1
2020	.339	17-14	56	11	19	1	1	0	9	5-5
2021	.292	49-49	192	25	56	11	0	2	32	1-4
2022	.304	16-16	56	18	17	3	0	1	5	1-1
TOTAL	.305	95-83	331	60	101	16	2	3	50	7-11

SEASON HIGHS
AB: 6, vs. Alabama State (3/1)
R: 3, three times
H: 3, vs. MTSU (3/11)
2B: 2, vs. Rhode Island (3/5)
HR: 1, vs. MTSU (3/11)
RBI: 4, vs. MTSU (3/11)

CAREER HIGHS
AB: 6, three times
R: 3, four times
H: 4, two times
2B: 2, two times
HR: 1, three times
RBI: 7, vs. AAMU (2/24/21)

1 • BLAKE RAMBUSCH IF

5-9 • 175 • R-JR • Austin, Texas • Grayson

- Is hitting .462 during his seven-game hitting streak
- Has reached base in 74 of the last 75 games dating back to the final 13 games of 2019
- Rated by D1 Baseball as the No. 28 third baseman and No. 60 SEC prospect for the 2022 MLB Draft
- Ranked 11th in NJCAA with .444 average in 2021

CAREER STATISTICS

YEAR	AVG	GP-GS	AB	R	H	2B	3B	HR	RBI	SB-A
2019*	.333	55-7	174	52	58	14	2	4	46	4-4
2021*	.444	45-7	160	60	71	16	3	3	40	33-34
2022	.379	17-17	66	16	25	1	1	2	12	5-9
TOTAL	.385	117-21	400	128	154	31	6	9	98	42-47

SEASON HIGHS
AB: 5, two times
R: 4, vs. Kansas State (2/20)
H: 3, four times
2B: 1, vs. Rhode Island (3/5)
HR: 1, two times
RBI: 2, three times

CAREER HIGHS
AB: 5, two times
R: 4, four times
H: 4, four times
2B: 3, vs. WK State (3/6/21)
HR: 1, nine times
RBI: 4, two times

8 • BRYSON WARE OF

6-2 • 193 • JR • Madison, Miss. • Pearl River

- Is hitting .424 with 5 2B and 9 RBI since Mar. 2
- Drove in the go-ahead run on a sac fly vs. TTU (3/9)
- Hit his first career grand slam and drove in a career high 6 runs vs. Troy (2/23)
- Is the first AU player with multiple 6+ RBI games in the same season since Tony Caldwell in 2011

CAREER STATISTICS

YEAR	AVG	GP-GS	AB	R	H	2B	3B	HR	RBI	SB-A
2020*	.321	16-7	53	14	17	3	3	5	17	4-5
2021	.254	43-37	138	36	35	6	1	6	26	4-5
2022	.309	17-15	55	16	17	6	1	1	16	3-3
AU	.269	60-52	193	52	52	12	2	7	42	7-8
TOTAL	.280	76-52	246	66	69	15	5	12	59	11-13

SEASON HIGHS
AB: 5, two times
R: 3, vs. UAB (3/2)
H: 3, two times
2B: 2, vs. UAB (3/2)
HR: 1, vs. Troy (2/23)
RBI: 6, two times

CAREER HIGHS
AB: 5, six times
R: 6, vs. AAMU (2/24/21)
H: 3, six times
2B: 2, vs. UAB (3/2/22)
HR: 1, 12 times
RBI: 6, two times

50 • JAKE WYANDT C

5-11 • 185 • GR • Laurel, Md. • Presbyterian

- Riding a seven-game hitting streak, hitting .409 with 11 RBI during the span
- Went 4-for-9 with a HR and 6 RBI vs. URI, including a career best 4 RBI in the series finale

CAREER STATISTICS

YEAR	AVG	GP-GS	AB	R	H	2B	3B	HR	RBI	SB-A
2018*	.208	30-7	53	22	11	2	0	2	14	11-14
2019*	.253	40-7	91	29	23	4	1	1	12	17-18
2020*	.133	10-7	15	0	2	0	0	0	0	0-0
2021*	.228	41-39	123	21	28	6	1	3	16	3-8
2022	.257	12-11	35	7	9	1	0	1	12	1-1
TOTAL	.230	133-57	317	79	73	13	2	7	54	32-41

SEASON HIGHS
AB: 4, two times
R: 3, vs. UAB (3/2)
H: 2, two times
2B: 1, vs. Tennessee Tech (3/9)
HR: 1, vs. Rhode Island (3/6)
RBI: 4, vs. Rhode Island (3/6)

CAREER HIGHS
AB: 5, three times
R: 3, vs. UAB (3/2/22)
H: 3, at Auburn (2/20/21)
2B: 2, at EKU (2/27/21 - G2)
HR: 1, seven times
RBI: 4, vs. Rhode Island (3/6/22)

PITCHER PROFILES

46 • CHASE ALLSUP RHP

6-1 • 220 • FR • Dothan, Ala. • Dothan

- Hasn't allowed an earned run in his first five apps
- Struck out the side in his AU debut vs. K-State (2/20)

CAREER STATISTICS

YEAR	ERA	W-L	G/S	IP	H	R	ER	BB	K	BAA
2022	0.00	0-0	5/0	6.1	5	1	0	5	13	.208

SEASON HIGHS
IP: 2.0, vs. Tennessee Tech (3/9)
H: 3, vs. MTSU (3/13)
R: 1, vs. MTSU (3/13)
ER: --
K: 3, three times
BB: 2, vs. Yale (2/25)
PC: 39, vs. Tennessee Tech (3/9)

CAREER HIGHS
IP: 2.0, vs. Tennessee Tech (3/9/22)
H: 3, vs. MTSU (3/13/22)
R: 1, vs. MTSU (3/13/22)
ER: --
K: 3, three times
BB: 2, vs. Yale (2/25)
PC: 39, vs. Tennessee Tech (3/9/22)

41 • J. ARMSTRONG RHP

5-11 • 200 • FR • Marietta, Ga. • Harrison

- Tied for the team lead with seven appearances

CAREER STATISTICS

YEAR	ERA	W-L	G/S	IP	H	R	ER	BB	K	BAA
2022	0.00	0-0	7/0	4.1	3	3	0	3	8	.200

SEASON HIGHS
IP: 1.0, vs. OU (2/18)
H: 1, three times
R: 3, vs. MTSU (3/11)
ER: --
K: 2, two times
BB: 2, vs. MTSU (3/11)
PC: 18, vs. MTSU (3/11)

CAREER HIGHS
IP: 1.0, vs. OU (2/18/22)
H: 1, three times
R: 3, vs. MTSU (3/11/22)
ER: --
K: 2, two times
BB: 2, vs. MTSU (3/11/22)
PC: 18, vs. MTSU (3/11/22)

52 • J. ARMSTRONG RHP

6-2 • 184 • SR • McDonough, Ga. • Chatt Valley

- Pitched 5.1 scoreless and struck out a career high 11 in his first career AU start vs. Yale (2/25)
- 2021 NJCAA Second Team All-America and Alabama Community College Conference Pitcher of the Year
- Ranked second in NJCAA in ERA in 2021

CAREER STATISTICS

YEAR	ERA	W-L	G/S	IP	H	R	ER	BB	K	BAA
2019*	3.19	8-4	17/13	79.0	70	38	28	29	77	.222
2020*	2.57	2-2	6/6	35.0	34	15	10	4	41	.245
2021*	1.65	11-0	13/13	71.0	48	23	13	15	79	.179
2022	4.15	1-1	4/3	13.0	13	6	6	5	19	.255
TOTAL	2.59	22-7	40/35	198.0	165	82	57	53	216	--

SEASON HIGHS
IP: 5.1, vs. Yale (2/25)
H: 4, three times
R: 4, vs. MTSU (3/11)
ER: 4, vs. MTSU (3/11)
K: 11, vs. Yale (2/25)
BB: 2, two times
PC: 73, vs. Yale (2/25)

CAREER HIGHS
IP: 5.1, at Coastal Ala-Monroville (5/8/21)
H: 4, at Coastal Ala-Bay Minette (3/30/19)
R: 4, vs. MTSU (3/11)
ER: 4, vs. MTSU (3/11)
K: 11, vs. Yale (2/25)
BB: 2, two times
PC: 73, vs. Yale (2/25)

18 • MASON BARNETT RHP

6-0 • 218 • JR • Cartersville, Ga. • Cartersville

- Earned the win vs. UAB, allowing one run on two hits with no walks and eight strikeouts in 5.0 IP (3/2)
- Rated by D1 Baseball as the No. 89 starting pitcher and No. 23 SEC prospect for the 2022 MLB Draft
- Rated by Perfect Game as the No. 48 junior

CAREER STATISTICS

YEAR	ERA	W-L	G/S	IP	H	R	ER	BB	K	BAA
2020	3.52	0-0	6/0	7.2	5	4	3	3	16	.192
2021	5.40	2-4	16/6	40.0	39	28	24	21	43	.265
2022	2.13	1-0	5/2	12.2	9	4	3	4	13	.200
TOTAL	4.48	3-4	27/8	60.1	53	36	30	28	72	.243

SEASON HIGHS
IP: 5.0, vs. UAB (3/2)
H: 6, vs. Tennessee Tech (3/9)
R: 3, vs. Tennessee Tech (3/9)
ER: 2, vs. Tennessee Tech (3/9)
K: 8, vs. UAB (3/2)
BB: 2, vs. Tennessee Tech (3/9)
PC: 88, vs. Tennessee Tech (3/9)

CAREER HIGHS
IP: 5.0, vs. Little Rock (3/13/21)
H: 6, two times
R: 3, vs. Tennessee Tech (3/9)
ER: 2, vs. Tennessee Tech (3/9)
K: 8, vs. UAB (3/2)
BB: 2, vs. Tennessee Tech (3/9)
PC: 88, vs. Tennessee Tech (3/9)

34 • BEN BOSSE RHP

6-1 • 194 • FR • Brenham, Texas • Brenham

- Struck out the side in his AU debut vs. Yale (2/25)
- Hasn't allowed a hit in his first five appearances

CAREER STATISTICS

YEAR	ERA	W-L	G/S	IP	H	R	ER	BB	K	BAA
2022	2.45	0-0	5/0	3.2	0	1	1	2	4	.000

SEASON HIGHS
IP: 1.0, three times
H: --
R: 1, vs. Yale (2/26)
ER: 1, vs. Yale (2/26)
K: 3, vs. Yale (2/25)
BB: 1, two times
PC: 18, vs. Yale (2/25)

CAREER HIGHS
IP: 1.0, three times
H: --
R: 1, vs. Yale (2/26/22)
ER: 1, vs. Yale (2/26/22)
K: 3, vs. Yale (2/25/22)
BB: 1, two times
PC: 18, vs. Yale (2/25/22)

21 • TRACE BRIGHT RHP

6-4 • 199 • JR • Montgomery, Ala. • Trinity

- Is the first pitcher to turn in three straight quality starts since Tanner Burns did it twice in 2019
- Held a no-hitter thru 5.1 and struck out a career best eight vs. URI (3/5)

CAREER STATISTICS

YEAR	ERA	W-L	G/S	IP	H	R	ER	BB	K	BAA
2020	8.38	1-1	3/3	9.2	10	9	9	7	12	.278
2021	6.98	4-4	19/11	49.0	53	42	38	18	43	.276
2022	1.17	2-0	4/4	23.0	12	4	3	8	23	.158
TOTAL	5.51	7-5	26/18	81.2	75	55	50	33	78	.247

SEASON HIGHS
IP: 6.0, three times
H: 6, vs. MTSU (3/13)
R: 3, vs. MTSU (3/13)
ER: 3, vs. MTSU (3/13)
K: 8, vs. Rhode Island (3/5)
BB: 3, two times
PC: 91, vs. MTSU (3/13)

CAREER HIGHS
IP: 6.0, four times
H: 6, two times
R: 3, vs. MTSU (3/13)
ER: 3, vs. MTSU (3/13)
K: 8, vs. Rhode Island (3/5/22)
BB: 3, four times
PC: 91, vs. MTSU (3/13/22)

40 • B. BURKHALTER RHP

6-0 • 204 • JR • Dothan, Ala. • Northview

- Earned either a save or a win in five of his first seven app
- Matched a career best with 4 K in 1.1 scoreless vs. TTU, striking out the Golden Eagles 1-4 hitters in order
- Named to the NCBWA Stopper of the Year watch list
- Rated by D1 Baseball as the No. 23 relief pitcher

CAREER STATISTICS

YEAR	ERA	W-L	G/S	IP	H	R	ER	BB	K	BAA
2020	2.08	0-0	4/0	4.1	6	1	1	3	3	.462
2021	1.71	1-0	17/0	21.0	14	5	4	16	30	.182
2022	0.77	2-0	7/0	11.2	3	1	1	0	15	.079
TOTAL	1.46	3-0	28/0	37.0	23	7	6	19	48	.180

SEASON HIGHS
IP: 2.0, three times
H: 2, vs. Alabama State (3/1)
R: 1, vs. Alabama State (3/1)
ER: 1, vs. Alabama State (3/1)
K: 4, two times
BB: --
PC: 26, vs. Rhode Island (3/4)

CAREER HIGHS
IP: 2.0, three times
H: 2, vs. Alabama State (3/1)
R: 1, vs. Alabama State (3/1)
ER: 1, vs. Alabama State (3/1)
K: 4, five times
BB: --
PC: 26, vs. Rhode Island (3/4)

23 • P. CARLSON RHP

6-1 • 170 • FR • Mobile, Ala. • Faith Academy

- Earned his first career win and struck out four in 3.0 innings or relief vs. URI (3/6)

CAREER STATISTICS

YEAR	ERA	W-L	G/S	IP	H	R	ER	BB	K	BAA
2022	7.94	1-0	4/0	5.2	7	5	5	1	8	.292

SEASON HIGHS
IP: 3.0, vs. Rhode Island (3/6)
H: 3, vs. MTSU (3/13)
R: 3, vs. MTSU (3/13)
ER: 3, vs. MTSU (3/13)
K: 4, vs. Rhode Island (3/6)
BB: 1, vs. Rhode Island (3/6)
PC: 40, vs. Rhode Island (3/6)

CAREER HIGHS
IP: 3.0, vs. Rhode Island (3/6/22)
H: 3, vs. MTSU (3/13/22)
R: 3, vs. MTSU (3/13/22)
ER: 3, vs. MTSU (3/13/22)
K: 4, vs. Rhode Island (3/6/22)
BB: 1, vs. Rhode Island (3/6/22)
PC: 40, vs. Rhode Island (3/6/22)

54 • K. COPELAND LHP

6-2 • 178 • SO • Mobile, Ala. • Pensacola State

- Made his first Auburn start vs. Alabama State (3/1)
- 2021 NJCAA Third Team All-America and Florida Panhandle Conference Pitcher of the Year
- Ranked fourth in NJCAA in ERA in 2021

CAREER STATISTICS

YEAR	ERA	W-L	G/S	IP	H	R	ER	BB	K	BAA
2021*	1.74	7-1	12/8	57.0	43	14	11	16	81	.211
2022	0.00	0-0	1/1	2.1	5	1	0	2	1	.455
TOTAL	1.67	7-1	13/9	59.1	48	15	11	18	82	--

SEASON HIGHS

IP: 2.1, vs. Alabama State (3/1)
 H: 5, vs. Alabama State (3/1)
 R: 1, vs. Alabama State (3/1)
 ER: --
 K: 1, vs. Alabama State (3/1)
 BB: 2, vs. Alabama State (3/1)
 PC: 52, vs. Alabama State (3/1)

CAREER HIGHS

7.0, two times
 11, at Chipola (3/20/21)
 4, two times
 4, vs. Miami-Dade (5/6/21)
 12, at NW FL State (4/30/21)
 2, seven times
 52, vs. Alabama State (3/1/22)

57 • TYLER DRABICK RHP

6-2 • 193 • GR • Canton, Ohio • Lipscomb

- Earned the win and matched a career best with five strikeouts in his Auburn debut vs. Alabama State (3/1)
- Rated by Baseball America as the No. 94 impact transfer

CAREER STATISTICS

YEAR	ERA	W-L	G/S	IP	H	R	ER	BB	K	BAA
2018*	3.52	0-0	11/1	15.1	12	7	6	6	14	.203
2019*	3.73	1-0	14/0	31.1	20	13	15	29	163	
2020*	11.57	0-1	5/0	4.2	10	6	6	2	3	.435
2021*	2.81	1-0	23/0	32.0	20	11	10	13	46	.180
2022	3.00	1-0	3/0	3.0	1	1	1	3	6	.100
TOTAL	3.77	3-1	56/1	86.1	63	45	36	39	98	--

SEASON HIGHS

IP: 2.1, vs. Alabama State (3/1)
 H: 1, vs. Alabama State (3/1)
 R: 1, vs. Alabama State (3/1)
 ER: 1, vs. Alabama State (3/1)
 K: 5, vs. Alabama State (3/1)
 BB: 2, vs. Alabama State (3/1)
 PC: 46, vs. Alabama State (3/1)

CAREER HIGHS

3.2, vs. Toledo (5/3/19)
 5, two times
 5, at Northern Illinois (4/19/19)
 5, at Northern Illinois (4/19/19)
 5, four times
 2, eight times
 46, vs. Alabama State (3/1/22)

14 • BROOKS FULLER LHP

6-3 • 210 • SR • Auburn, Ala. • Auburn

CAREER STATISTICS

YEAR	ERA	W-L	G/S	IP	H	R	ER	BB	K	BAA
2019	4.50	2-2	20/8	44.0	39	22	35	36	239	
2020	2.25	1-1	3/2	8.0	11	3	2	1	7	.333
2021	8.50	0-0	16/0	18.0	24	18	17	17	20	.316
2022	27.00	0-0	2/0	1.1	4	4	4	3	2	.500
TOTAL	5.68	3-3	41/10	71.1	78	55	45	56	65	.279

SEASON HIGHS

IP: 1.0, vs. Troy (2/23)
 H: 3, vs. Alabama State (3/1)
 R: 4, vs. Alabama State (3/1)
 ER: 4, vs. Alabama State (3/1)
 K: 2, vs. Troy (2/23)
 BB: 2, vs. Alabama State (3/1)
 PC: 27, vs. Alabama State (3/1)

CAREER HIGHS

6.0, at Texas A&M (4/13/19)
 5, three times
 5, vs. Baylor (2/27/21)
 5, vs. Baylor (2/27/21)
 6, vs. Ole Miss (4/20/19)
 4, at South Carolina (3/30/19)
 93, at Texas A&M (4/13/19)

45 • J. GONZALEZ RHP

6-4 • 230 • SO • Humacao, PR • Leadership CA

- Turned in his second scoreless start and logged a career best 6.2 innings vs. URI (3/5)
- Struck out a career best eight in his outing
- Rated by Baseball America as the No. 41 college prospect for the 2023 MLB Draft

CAREER STATISTICS

YEAR	ERA	W-L	G/S	IP	H	R	ER	BB	K	BAA
2021	6.17	2-3	21/5	42.1	51	30	29	10	30	.293
2022	1.72	2-0	4/4	15.2	15	3	3	5	15	.273
TOTAL	4.97	4-3	25/9	58.0	66	33	32	15	45	.288

SEASON HIGHS

IP: 6.2, vs. Rhode Island (3/5)
 H: 7, vs. Yale (2/26)
 R: 3, vs. Yale (2/26)
 ER: 2, vs. Yale (2/26)
 K: 8, vs. Rhode Island (3/5)
 BB: 3, vs. Texas Tech (2/19)
 PC: 89, vs. Rhode Island (3/5)

CAREER HIGHS

6.2, vs. Rhode Island (3/5/22)
 8, vs. Kentucky (3/27/21)
 9, vs. Miss. State (4/11/21)
 9, vs. Miss. State (4/11/21)
 8, vs. Rhode Island (3/5/22)
 5, at Arkansas (4/3/21)
 89, vs. Rhode Island (3/5/22)

9 • CADE GRANZOW RHP

6-3 • 220 • FR • Franklin, Tenn. • Brentwood

- Hasn't allowed a run in his first four appearances

CAREER STATISTICS

YEAR	ERA	W-L	G/S	IP	H	R	ER	BB	K	BAA
2022	0.00	0-0	4/0	3.2	3	0	0	1	4	.250

SEASON HIGHS

IP: 1.0, three times
 H: 1, three times
 R: --
 ER: --
 K: 2, vs. Rhode Island (3/5)
 BB: 1, vs. Yale (2/26)
 PC: 18, vs. Yale (2/26)

CAREER HIGHS

1.0, two times
 1, three times
 --
 --
 2, vs. Rhode Island (3/5/22)
 1, vs. Yale (2/26/22)
 18, vs. Yale (2/26/22)

16 • CAM HILL LHP

6-5 • 214 • SO • Madison, Ala. • Bob Jones

CAREER STATISTICS

YEAR	ERA	W-L	G/S	IP	H	R	ER	BB	K	BAA
2021	19.29	2-0	10/0	7.0	14	16	15	11	8	.438
2022	0.00	0-0	1/0	1.0	0	0	0	0	1	.000
TOTAL	16.88	2-0	11/0	8.0	14	16	15	11	9	.400

SEASON HIGHS

IP: 1.0, vs. Rhode Island (3/5)
 H: --
 R: --
 ER: --
 K: 1, vs. Rhode Island (3/5)
 BB: --
 PC: 11, vs. Rhode Island (3/5)

CAREER HIGHS

1.0, six times
 4, vs. Boston College (3/7/21)
 5, vs. Boston College (3/7/21)
 5, vs. Boston College (3/7/21)
 2, two times
 3, two times
 35, vs. North Alabama (5/18/21)

28 • NATE LARUE RHP

6-3 • 217 • JR • Mobile, Ala. • McGill-Toolen

- Pitched a career best 2.0 scoreless vs. ASU (3/1)

CAREER STATISTICS

YEAR	ERA	W-L	G/S	IP	H	R	ER	BB	K	BAA
2021	9.00	0-0	1/0	1.0	2	1	1	0	1	.500
2022	2.45	0-0	4/0	3.2	6	1	1	2	4	.375
TOTAL	3.86	0-0	5/0	4.2	8	2	2	2	5	.400

SEASON HIGHS

IP: 2.0, vs. Alabama State (3/1)
 H: 2, two times
 R: 1, vs. MTSU (3/13)
 ER: 1, vs. MTSU (3/13)
 K: 2, vs. Alabama State (3/1)
 BB: 2, vs. Alabama State (3/1)
 PC: 37, vs. Alabama State (3/1)

CAREER HIGHS

2.0, vs. Alabama State (3/1/22)
 2, three times
 1, two times
 1, two times
 2, vs. Alabama State (3/1/22)
 2, vs. Alabama State (3/1/22)
 37, vs. Alabama State (3/1/22)

20 • HAYDEN MULLINS LHP

6-0 • 194 • JR • Gallatin, Tenn. • Hendersonville

- Rated by D1 Baseball as the No. 72 SEC prospect

CAREER STATISTICS

YEAR	ERA	W-L	G/S	IP	H	R	ER	BB	K	BAA
2020	3.68	1-0	5/0	7.1	4	3	3	6	10	.174
2021	2.38	2-0	7/0	11.1	10	4	3	4	19	.222
2022	4.91	1-1	4/1	7.1	5	4	4	5	8	.200
TOTAL	3.46	4-1	16/1	26.0	19	11	10	15	37	.204

SEASON HIGHS

IP: 3.0, vs. Rhode Island (3/6)
 H: 2, vs. OU (2/18)
 R: 3, vs. OU (2/18)
 ER: 3, vs. OU (2/18)
 K: 5, vs. Rhode Island (3/6)
 BB: 2, two times
 PC: 64, vs. Rhode Island (3/6)

CAREER HIGHS

4.0, at UAB (3/9/21)
 3, vs. Little Rock (3/14/21)
 3, two times
 3, two times
 8, at UAB (3/9/21)
 3, vs. Wofford (3/11/20)
 64, vs. Rhode Island (3/6/22)

47 • TOMMY SHEEHAN LHP

6-0 • 209 • GR • Brielle, N.J. • Notre Dame

- Made his fourth straight Opening Day start vs. OU
- Earned the 3.0-inning save in his first career relief appearances against URI (3/6)
- Earned his first AU win in 3.2 IP vs. MTSU (3/13)
- Rated by D1 Baseball as the No. 34 impact transfer

CAREER STATISTICS

YEAR	ERA	W-L	G/S	IP	H	R	ER	BB	K	BAA
2018*	5.74	2-4	14/14	62.2	62	43	40	41	27	.264
2019*	4.58	5-6	15/15	92.1	100	62	47	23	62	.268
2020*	2.70	3-0	4/4	23.1	18	7	7	5	22	.202
2021*	6.75	0-1	2/2	8.0	10	6	6	5	10	.303
2022	2.53	1-0	4/2	10.2	6	3	3	7	8	.162
TOTAL	4.71	11-11	39/37	197.0	196	121	103	81	129	--

SEASON HIGHS

IP: 3.2, vs. MTSU (3/13)
 H: 4, vs. MTSU (3/13)
 R: 2, vs. MTSU (3/13)
 ER: 2, vs. MTSU (3/13)
 K: 5, vs. Rhode Island (3/6)
 BB: 3, vs. Troy (2/23)
 PC: 52, vs. MTSU (3/13)

CAREER HIGHS

9.0, two times
 13, vs. North Carolina (4/13/19)
 11, vs. North Carolina (4/13/19)
 8, vs. North Carolina (4/13/19)
 9, at UAB (2/14/20)
 6, vs. Purdue (2/24/18)
 112, vs. North Carolina (4/13/19)

29 • CARSON SKIPPER LHP

6-2 • 211 • SR • Trussville, Ala. • Hewitt-Trussville

- Turned in 4.0 scoreless and earned the win in the series opener against URI (3/4)
- Pitched a career high 5.2 IP in the series opener against Middle Tennessee (3/11)
- Named to the NCBWA Stopper of the Year watch list for the second straight season

CAREER STATISTICS

YEAR	ERA	W-L	G/S	IP	H	R	ER	BB	K	BAA
2019	7.46	3-3	17/8	35.0	45	33	29	23	38	.306
2020	1.00	0-0	7/0	9.0	5	1	1	3	12	.167
2021	4.25	2-2	19/0	29.2	29	16	14	9	37	.248
2022	1.32	1-0	4/0	13.2	10	3	2	3	13	.200
TOTAL	4.74	6-5	47/8	87.1	89	53	46	38	100	.259

SEASON HIGHS

IP: 5.2, vs. MTSU (3/11)
 H: 6, vs. MTSU (3/11)
 R: 3, vs. MTSU (3/11)
 ER: 2, vs. MTSU (3/11)
 K: 4, three times
 BB: 2, vs. Yale (2/26)
 PC: 71, vs. MTSU (3/11)

CAREER HIGHS

5.2, vs. MTSU (3/11/22)
 6, vs. MTSU (3/11/22)
 5, two times
 5, vs. Arkansas (4/5/19)
 8, vs. AAMU (2/19/19)
 4, at Georgia Tech (4/16/19)
 78, vs. Arkansas (4/5/19)

32 • CARSON SWILLING RHP

5-11 • 196 • SO • Smiths Station, Ala. • Smiths

CAREER STATISTICS

YEAR	ERA	W-L	G/S	IP	H	R	ER	BB	K	BAA
2021	3.34	1-2	21/0	29.2	28	15	11	14	33	.248
2022	3.18	0-2	5/0	5.2	2	2	2	5	6	.111
TOTAL	3.31	1-4	26/0	35.1	30	17	13	19	39	.229

SEASON HIGHS

IP: 2.1, vs. MTSU (3/11)
 H: 2, vs. MTSU (3/13)
 R: 1, two times
 ER: 1, two times
 K: 3, vs. MTSU (3/11)

PITCHING CAREERS

CHASE ALLSUP'S CAREER APPEARANCES

2022 - FRESHMAN YEAR

Date	Opp (Res.)	DEC	QS	IP	H	R	ER	BB	SO	HR	ERA	NP
2/20	vs. Kansas State (W, 12-1)	-	-	1.0	0	0	0	0	3	0	0.00	14
2/25	YALE (W, 9-0)	-	-	1.0	0	0	0	2	2	0	0.00	25
3/2	UAB (W, 16-1)	-	-	1.0	0	0	0	1	2	0	0.00	20
3/9	vs. Tennessee Tech (W, 4-3)	-	-	2.0	2	0	0	1	3	0	0.00	39
3/13	MIDDLE TENNESSEE-G1 (W, 10-7)	-	-	1.1	3	1	0	1	3	0	0.00	35

JOHN ARMSTRONG'S CAREER APPEARANCES

2022 - FRESHMAN YEAR

Date	Opp (Res.)	DEC	QS	IP	H	R	ER	BB	SO	HR	ERA	NP
2/18	vs. Oklahoma (L, 0-3)	-	-	1.0	0	0	0	0	1	0	0.00	8
2/19	vs. #12 Texas Tech (W, 2-1)	-	-	0.2	0	0	0	1	0	0	0.00	13
2/25	YALE (W, 9-0)	-	-	0.2	0	0	0	0	2	0	0.00	9
2/26	YALE-G2 (L, 4-5 [10])	-	-	0.2	1	0	0	0	1	0	0.00	12
3/1	ALABAMA STATE (W, 13-7)	-	-	0.2	1	0	0	0	2	0	0.00	16
3/9	vs. Tennessee Tech (W, 4-3)	-	-	0.1	1	0	0	1	0	0	0.00	5
3/11	MIDDLE TENNESSEE (L, 8-10)	-	-	0.1	0	3	0	2	1	0	0.00	18

JORDAN ARMSTRONG'S CAREER APPEARANCES

2021 - FRESHMAN YEAR AT CHATTAHOOCHEE VALLEY

Date	Opp (Res.)	DEC	QS	IP	H	R	ER	BB	SO	HR	ERA	NP
2/2	*vs. Gordon State (L, 2-6)	L	-	4.0	3	6	5	4	2	1	11.25	--
2/9	*at Pensacola State (W, 9-3)	W	-	5.2	7	3	2	1	9	0	6.52	--
2/15	ABRAHAM BALDWIN (W, 11-7)	-	-	2.0	2	2	2	1	2	0	6.94	--
2/22	at Tallahassee (W, 6-4)	W	-	4.1	5	1	1	2	4	0	5.63	--
3/5	GORDON STATE (L, 2-12)	-	-	1.0	1	0	0	0	2	0	5.29	--
3/5	*at Wallace-Selma (W, 7-4)	W	X	7.0	4	3	3	2	5	0	4.88	--
3/16	*ENTERPRISE STATE (W, 10-2)	W	-	5.0	2	1	0	1	6	0	4.03	--
3/23	at Lawson State (L, 1-6)	-	-	3.0	2	1	1	0	2	0	3.94	--
3/30	*at Coastal Alabama-BM (W, 9-8)	-	-	5.0	11	3	1	2	2	0	3.65	--
4/7	*at Coastal Alabama-BR (L, 2-3)	L	X	6.1	8	3	3	2	9	2	3.74	--
4/12	*at Coastal Alabama-MO (L, 1-2)	L	X	6.0	2	2	1	2	7	0	3.47	--
4/20	*BISHOP STATE (W, 3-2)	W	X	6.0	2	2	2	2	7	0	3.42	--
4/27	*WALLACE-DOTHAN (W, 4-0)	W	X	7.0	3	0	0	3	3	0	3.03	--
5/4	*LURLEEN B. WALLACE (W, 12-2)	W	-	3.0	2	0	0	3	3	0	2.89	--
5/10	*at Wallace State (W, 7-2)	W	X	6.0	5	2	2	2	7	0	2.90	--
5/15	*vs. Lurleen B. Wallace (W, 9-8)	-	-	3.0	4	3	3	1	5	1	3.15	--
5/27	*vs. Central Arizona (L, 2-10)	L	-	4.2	7	6	2	1	2	0	3.19	--

2020 - SOPHOMORE YEAR AT CHATTAHOOCHEE VALLEY

Date	Opp (Res.)	DEC	QS	IP	H	R	ER	BB	SO	HR	ERA	NP
2/1	*at LaGrange (W, 11-5)	-	-	4.0	8	3	2	0	6	0	4.50	--
2/8	*vs. St. Johns River State (L, 1-2)	L	-	5.0	6	2	2	1	8	0	4.00	--
2/15	*SNEAD STATE (L, 1-4)	L	-	6.0	7	4	4	0	9	1	4.80	--
2/22	*at Tallahassee (W, 7-1)	W	X	7.0	4	1	0	0	9	0	3.27	--
2/29	*at Gordon State (L, 5-6)	-	-	6.0	6	5	2	3	3	0	3.21	--
3/8	*COASTAL ALABAMA-BM (W, 1-0)	W	X	7.0	3	0	0	0	6	0	2.57	--

2021 - JUNIOR YEAR AT CHATTAHOOCHEE VALLEY

Date	Opp (Res.)	DEC	QS	IP	H	R	ER	BB	SO	HR	ERA	NP
2/2	*GORDON STATE (W, 7-2)	-	-	1.0	0	0	0	1	2	0	0.00	--
2/4	*CALHOUN (W, 10-0)	W	-	4.0	1	0	0	1	4	0	0.00	--
2/19	*vs. John A. Logan (W, 8-2)	W	-	5.0	3	2	1	0	7	0	0.90	--
2/25	*at Snead State (W, 13-5)	W	-	4.0	4	4	4	4	6	1	3.21	--
3/6	*at Coastal Alabama-Mo (W, 1-0)	W	X	7.0	3	0	0	1	6	0	2.14	--
3/13	*at Wallace-Selma (W, 14-1)	W	-	5.0	2	1	0	2	4	0	1.73	--
3/20	*COASTAL ALABAMA-BR (W, 4-1)	W	X	7.0	5	1	1	1	10	0	1.64	--
3/27	*at Coastal Alabama-BM (L, 3-4)	-	-	5.0	6	3	2	3	3	0	1.89	--
4/3	*ENTERPRISE STATE (W, 5-0)	W	X	7.0	4	0	0	0	8	0	1.60	--
4/11	*LURLEEN B. WALLACE (W, 4-3)	W	X	6.0	4	3	2	0	8	0	1.76	--
4/18	*vs. Bishop State (W, 10-0)	W	-	5.0	2	0	0	0	5	0	1.61	--
4/29	*WALLACE-DOTHAN (W, 8-3)	W	X	7.0	4	3	1	1	7	0	1.57	--
5/8	*at Coastal Alabama-Mo (W, 14-6)	W	-	8.0	10	6	2	1	9	0	1.65	--

2022 - SENIOR YEAR

Date	Opp (Res.)	DEC	QS	IP	H	R	ER	BB	SO	HR	ERA	NP
2/18	vs. Oklahoma (L, 0-3)	-	-	4.0	1	0	0	2	5	0	0.00	64
2/25	*YALE (W, 9-0)	W	-	5.1	4	0	0	0	11	0	0.00	73
3/4	*RHODE ISLAND (W, 7-2)	-	-	3.0	4	2	2	3	1	1	1.46	70
3/11	*MIDDLE TENNESSEE (L, 8-10)	L	-	0.2	4	4	4	1	0	0	4.15	28

MASON BARNETT'S CAREER APPEARANCES

2020 - FRESHMAN YEAR

Date	Opp (Res.)	DEC	QS	IP	H	R	ER	BB	SO	HR	ERA	NP
2/15	ILLINOIS-CHICAGO (W, 7-3)	-	-	1.0	4	3	3	1	2	0	27.00	32
2/19	OAKLAND (W, 17-1)	-	-	1.0	0	0	0	0	2	0	13.50	10
2/25	ALABAMA A&M (W, 10-0)	-	-	1.0	0	0	0	1	2	0	9.00	17
3/1	WRIGHT STATE (W, 6-0)	-	-	1.0	0	0	0	1	2	0	6.75	21
3/8	CHICAGO STATE (W, 9-0)	-	-	1.0	1	0	0	0	3	0	5.40	19
3/10	GEORGIA TECH (L, 2-6)	-	-	2.2	0	1	0	0	5	0	3.52	35

2021 - SOPHOMORE YEAR

Date	Opp (Res.)	DEC	QS	IP	H	R	ER	BB	SO	HR	ERA	NP
2/21	*PRESBYTERIAN (W, 2-1 [10])	-	-	4.0	3	0	0	2	4	0	0.00	65
2/26	vs. #25 Oklahoma (L, 3-4 [10])	-	-	1.1	2	1	1	3	1	0	1.69	42
3/6	*#18 BOSTON COLLEGE (W, 16-1)	W	-	5.1	2	1	0	2	3	0	0.84	75
3/13	*LITTLE ROCK (W, 6-0)	W	X	7.0	2	0	0	1	9	0	0.51	91
3/20	*at #4 Ole Miss (L, 5-6)	L	-	3.0	5	6	4	2	4	0	2.18	72
3/27	*KENTUCKY (L, 6-7)	-	-	5.1	6	5	5	0	8	2	3.46	84

4/1	at #1 Arkansas (W, 2-1)	S	-	1.0	0	0	0	1	0	0	3.33	15
4/3	at #1 Arkansas (L, 5-6 [10])	-	-	1.2	2	1	1	5	0	0	3.45	45
4/11	#4 MISSISSIPPI STATE (L, 10-19)	-	-	2.0	4	2	2	0	1	0	3.82	33
4/17	at Alabama (L, 9-10)	L	-	1.1	4	2	2	2	1	0	4.22	34
4/21	*JAX STATE (W, 8-7 [10])	-	-	1.0	0	0	0	0	1	0	4.09	14
4/25	#10 FLORIDA (L, 4-6)	L	-	3.0	2	1	0	0	4	0	3.75	42
4/29	at #20 Georgia (L, 0-4)	-	-	1.0	2	2	2	1	2	1	4.14	24
5/6	LSU (L, 3-8)	-	-	1.0	2	1	1	0	2	0	4.26	18
5/15	TEXAS A&M (L, 9-11)	-	-	2.0	1	3	3	1	3	0	4.72	36
5/22	at Missouri (L, 6-7)	L	-	0.0	2	3	3	1	0	0	5.40	14

2022 - JUNIOR YEAR

Date	Opp (Res.)	DEC	QS	IP	H	R	ER	BB	SO	HR	ERA	NP
2/20	vs. Kansas State (W, 12-1)	-	-	1.0	0	0	0	1	0	0	0.00	13
2/23	TROY (W, 13-1)	-	-	1.0	0	0	0	0	0	0	0.00	6
2/26	YALE-G1 (W, 4-3)	-	-	1.0	1	0	0	1	0	0	0.00	20
3/2	*UAB (W, 16-1)	W	-	5.0	2	1	1	0	8	0	1.12	66
3/9	*vs. Tennessee Tech (W, 4-3)	-	-	4.2	6	3	2	2	5	0	2.13	88

BEN BOSSE'S CAREER APPEARANCES

2022 - FRESHMAN YEAR

Date	Opp (Res.)	DEC	QS	IP	H	R	ER	BB	SO	HR	ERA	NP
2/25	YALE (W, 9-0)	-	-	1.0	0	0	0	0	3	0	0.00	18
2/26	YALE-G2 (L, 4-5 [10])	-	-	0.0	0	1	1	1	0	0	9.00	5
3/2	UAB (W, 16-1)	-	-	1.0	0	0	0	1	0	0	4.50	9
3/5	RHODE ISLAND-G2 (W, 16-0)	-	-	1.0	0	0	0	0	1	0	3.00	8
3/13	MIDDLE TENNESSEE-G2 (L, 3-4)	-	-	0.2	0	0	0	0	0	0	2.45	1

TRACE BRIGHT'S CAREER APPEARANCES

2020 - FRESHMAN YEAR

Date	Opp (Res.)	DEC	QS	IP	H	R	ER	BB	SO	HR	ERA	NP
2/19	*OAK											

AUBURN 2022 AUBURN BASEBALL GAME NOTES

3/1	ALABAMA STATE (W, 13-7)	-	-	1.1	2	1	1	0	2	0	1.69	21
3/4	RHODE ISLAND (W, 7-2)	S	-	2.0	1	0	0	0	4	0	1.23	26
3/9	vs. Tennessee Tech (W, 4-3)	W	-	1.1	0	0	0	0	4	0	1.04	19
3/13	MIDDLE TENNESSEE-G1 (W, 10-7)	S	-	2.0	0	0	0	0	2	0	0.84	34
3/13	MIDDLE TENNESSEE-G2 (L, 3-4)	-	-	1.0	0	0	0	0	0	0	0.77	21

PARKER CARLSON'S CAREER APPEARANCES

2022 - FRESHMAN YEAR

Date	Opp (Res.)	DEC	QS	IP	H	R	ER	BB	SO	HR	ERA	NP
2/23	TROY (W, 13-1)	-	-	1.0	0	0	0	0	1	0	0.00	8
2/26	YALE-G2 (L, 4-5 [10])	-	-	1.0	2	1	1	0	1	1	4.50	17
3/6	RHODE ISLAND (W, 14-1)	W	-	3.0	2	1	1	1	4	1	3.60	40
3/13	MIDDLE TENNESSEE-G1 (W, 10-7)	-	-	0.2	3	3	3	0	2	1	7.94	24

KONNER COPELAND'S CAREER APPEARANCES

2021 - FRESHMAN YEAR AT PENSACOLA STATE

Date	Opp (Res.)	DEC	QS	IP	H	R	ER	BB	SO	HR	ERA	NP
1/22	vs. Seminole State (L, 6-7)	-	-	3.0	2	0	0	1	2	0	0.00	--
1/30	vs. Coastal Alabama - Br (W, 4-0)	S	-	1.0	0	0	0	0	0	0	0.00	--
2/8	LURLEEN B. WALLACE (L, 2-3)	-	-	2.0	0	0	0	2	5	0	0.00	--
2/21	at Delgado (L, 1-2)	-	-	4.2	1	0	0	1	8	0	0.00	--
2/27	*COASTAL ALABAMA - BM (W, 11-0)	W	X	6.0	2	0	0	2	7	0	0.00	--
3/6	*DELGADO (W, 2-1)	W	X	6.0	4	1	1	1	8	1	0.40	--
3/20	*at Chipola (W, 15-5)	W	-	3.1	11	4	3	0	6	0	1.38	--
4/3	*TALLAHASSEE (W, 9-0)	W	X	7.0	1	0	0	1	8	0	1.09	--
4/11	*GULF COAST STATE (W, 5-3)	W	X	6.0	4	3	2	2	9	0	1.38	--
4/23	*at Gulf Coast State (W, 10-2)	W	X	6.0	9	2	1	2	9	0	1.40	--
4/30	*at NW Florida State (W, 4-0)	W	X	7.0	3	0	0	2	12	0	1.21	--
5/6	*vs. Miami Dade (L, 5-9)	L	-	5.0	6	4	4	2	7	0	1.74	--

2022 - SOPHOMORE YEAR

Date	Opp (Res.)	DEC	QS	IP	H	R	ER	BB	SO	HR	ERA	NP
3/1	*ALABAMA STATE (W, 13-7)	-	-	2.1	5	1	0	2	1	0	0.00	52

TYLER DRABICK'S CAREER APPEARANCES

2022 - GRADUATE YEAR

Date	Opp (Res.)	DEC	QS	IP	H	R	ER	BB	SO	HR	ERA	NP
3/1	ALABAMA STATE (W, 13-7)	W	-	2.1	1	1	1	2	5	0	3.86	46
3/5	RHODE ISLAND-G1 (W, 16-0)	-	-	0.1	0	0	0	1	1	0	3.38	13
3/13	MIDDLE TENNESSEE-G1 (W, 10-7)	-	-	0.1	0	0	0	0	0	0	3.00	3

BROOKS FULLER'S CAREER APPEARANCES

2019 - FRESHMAN YEAR

Date	Opp (Res.)	DEC	QS	IP	H	R	ER	BB	SO	HR	ERA	NP
2/16	GEORGIA SOUTHERN (L, 5-7)	-	-	1.0	1	1	1	1	0	1	9.00	21
2/20	*ALABAMA A&M (W, 10-2)	-	-	3.0	2	2	0	2	3	0	2.25	46
3/2	CINCINNATI (W, 9-5)	-	-	1.2	0	0	0	0	1	0	1.59	14
3/5	UT MARTIN (W, 15-9)	-	-	2.2	2	3	0	3	0	0	1.08	42
3/9	UTSA (W, 8-3)	-	-	1.0	0	0	0	1	0	0	0.96	17
3/16	#21 TENNESSEE (W, 5-2)	W	-	3.2	2	1	1	2	3	0	1.38	63
3/23	at #4 Mississippi State (L, 2-15)	-	-	3.2	4	1	1	3	3	0	1.62	67
3/30	*at South Carolina (L, 0-4)	L	-	5.0	3	2	2	4	4	1	2.08	88
4/5	*#9 ARKANSAS (L, 6-9)	-	-	3.1	3	3	2	4	4	0	2.52	76
4/9	JACKSONVILLE STATE (L, 6-11)	-	-	0.0	0	1	1	2	0	0	2.88	15
4/13	*at #12 Texas A&M (W, 7-0)	W	X	6.0	4	0	0	3	4	0	2.32	93
4/20	*#17 OLE MISS (W, 6-5)	-	-	4.2	5	3	3	2	6	2	2.78	79
4/26	*at #4 Vanderbilt (L, 5-9)	L	-	1.2	4	4	2	2	1	1	3.13	37
5/4	*ALABAMA (L, 6-7)	-	-	3.0	3	2	2	2	3	0	3.35	61
5/11	#7 GEORGIA (L, 8-10)	-	-	0.2	0	0	0	0	1	0	3.29	4
5/14	*NORTH ALABAMA (W, 8-7)	-	-	1.1	3	4	4	3	1	0	4.04	36
5/17	at #20 LSU (L, 1-5)	-	-	1.0	1	1	1	1	1	0	4.15	16
5/18	at #20 LSU (W, 5-4)	-	-	0.1	0	0	0	0	0	0	4.12	3
5/22	vs. #2 Vanderbilt (L, 1-11)	-	-	0.1	2	2	2	0	1	0	4.50	17
5/23	vs. #17 LSU (L, 3-4)	-	-	0.0	0	0	0	0	0	0	4.50	2

2020 - SOPHOMORE YEAR

Date	Opp (Res.)	DEC	QS	IP	H	R	ER	BB	SO	HR	ERA	NP
2/16	ILLINOIS-CHICAGO (W, 14-0)	-	-	2.0	2	0	0	0	3	0	0.00	34
2/25	*ALABAMA A&M (W, 10-0)	W	-	4.0	5	0	0	0	3	0	0.00	60
3/10	*GEORGIA TECH (L, 2-6)	L	-	2.0	4	3	2	1	1	0	2.25	42

2021 - JUNIOR YEAR

Date	Opp (Res.)	DEC	QS	IP	H	R	ER	BB	SO	HR	ERA	NP
2/19	PRESBYTERIAN (W, 14-3)	-	-	1.0	2	0	0	0	1	0	0.00	15
2/21	PRESBYTERIAN (W, 2-1 [10])	-	-	2.1	2	1	1	1	3	0	2.70	38
2/27	vs. Baylor (L, 6-12)	-	-	1.2	5	5	5	3	2	0	10.80	58
3/5	#18 BOSTON COLLEGE (L, 2-8)	-	-	1.2	1	3	2	1	3	1	10.80	34
3/9	at UAB (W, 6-5)	-	-	0.0	1	3	3	2	0	0	14.85	17
3/14	LITTLE ROCK (L, 6-12)	-	-	0.2	2	0	0	0	0	0	13.50	9
3/20	at #4 Ole Miss (L, 5-6)	-	-	2.1	3	0	0	3	3	0	10.24	47
3/27	KENTUCKY (L, 4-6)	-	-	2.1	1	0	0	1	2	0	8.25	36
4/2	at #1 Arkansas (L, 5-6)	-	-	0.0	0	0	0	1	0	0	8.25	5
4/11	#4 MISSISSIPPI STATE (L, 10-19)	-	-	1.0	2	3	3	0	1	1	9.69	18
4/21	JAX STATE (W, 8-7 [10])	-	-	1.0	1	1	1	1	1	0	9.64	22
5/7	LSU (L, 6-9)	-	-	0.1	0	0	0	0	0	0	9.42	4
5/12	at Samford (L, 1-6)	-	-	1.0	1	0	0	0	2	0	8.80	16
5/15	TEXAS A&M (L, 9-11)	-	-	0.0	0	0	0	1	0	0	8.80	6
5/18	NORTH ALABAMA (W, 14-6)	-	-	2.0	1	0	0	1	1	0	7.79	22
5/20	at Missouri (W, 15-6)	-	-	0.2	2	2	2	2	1	0	8.50	30

2022 - SENIOR YEAR

Date	Opp (Res.)	DEC	QS	IP	H	R	ER	BB	SO	HR	ERA	NP
2/23	TROY (W, 13-1)	-	-	1.0	1	0	0	1	2	0	0.00	26
3/1	ALABAMA STATE (W, 13-7)	-	-	0.1	3	4	4	2	0	0	27.00	27

JOSEPH GONZALEZ'S CAREER APPEARANCES

2021 - FRESHMAN YEAR

Date	Opp (Res.)	DEC	QS	IP	H	R	ER	BB	SO	HR	ERA	NP
2/20	PRESBYTERIAN (W, 6-1)	-	-	1.0	2	0	0	0	1	0	0.00	12
2/24	ALABAMA A&M (W, 33-0)	-	-	1.0	0	0	0	0	2	0	0.00	11
2/26	vs. #25 Oklahoma (L, 3-4 [10])	-	-	1.1	4	1	1	0	0	0	2.70	25
3/9	*at UAB (W, 6-5)	-	-	5.0	1	1	1	0	7	0	2.16	60
3/14	LITTLE ROCK (L, 6-12)	-	-	0.2	2	1	1	0	0	0	3.00	12
3/16	at Lipscomb (W, 9-7)	-	-	1.1	1	0	0	0	1	0	2.61	17
3/19	at #4 Ole Miss (L, 0-1)	L	-	1.0	1	1	1	0	0	1	3.18	16
3/27	*KENTUCKY (L, 4-6)	L	-	4.0	8	5	5	2	4	0	5.28	71
4/3	*at #1 Arkansas (L, 5-6 [10])	-	-	5.0	2	2	2	5	1	0	4.87	86
4/11	*#4 MISSISSIPPI STATE (L, 10-19)	L	-	0.2	7	9	9	1	9	0	8.57	44
4/17	*at Alabama (L, 9-10)	-	-	1.1	4	3	3	0	0	0	9.27	29
4/21	JAX STATE (W, 8-7 [10])	-	-	3.1	3	0	0	0	3	0	8.06	55
4/25	#10 FLORIDA (W, 10-8 [7])	W	-	2.2	3	2	2	1	0	0	7.94	43
4/30	at #20 Georgia (W, 10-6 [14])	-	-	1.0	2	0	0	0	0	0	6.77	16
5/1	at #20 Georgia (W, 9-7)	-	-	2.2	3	2	2	0	3	1	7.59	29
5/7	LSU (L, 6-9)	-	-	3.1	3	1	1	0	4	0	7.13	51
5/12	at Samford (L, 1-6)	-	-	1.0	0	0	0	1	1	0	6.94	12
5/14	TEXAS A&M (W, 5-4)	-	-	1.0	0	0	0	0	0	0	6.75	9
5/16	TEXAS A&M (W, 8-5)	W	-	3.2	3	2	1	0	3	0	6.37	40
5/22	at Missouri (L, 6-7)	-	-	1.0	2	0	0	0	0	0	6.21	14
5/25	vs. #11 Ole Miss (L, 4-7)	-	-	0.1	0	0	0	0	0	0	6.17	3

2022 - SOPHOMORE YEAR

Date	Opp (Res.)	DEC	QS	IP	H	R	ER	BB	SO	HR	ERA	NP
2/19	*vs. #12 Texas Tech (W, 2-1)	W	-	5.0	3	0	0	3	5	0	0.00	81
2/26	*YALE (W, 4-3)	-	-	3.0	7	3	3	0	2	0	3.38	47
3/5	*RHODE ISLAND-G1 (W, 16-0)	W	X	6.2	5	0	0	1	8	0	1.84	89
3/13	*MIDDLE TENNESSEE-G1 (W, 10-7)	-	-	1.0	0	0	0	1	0	0	1.72	12

CADE GRANZOW'S CAREER APPEARANCES

2022 - FRESHMAN YEAR

Date	Opp (Res.)	DEC	QS	IP	H	R	ER	BB	SO	HR	ERA	NP
2/20	vs. Kansas State (W, 12-1)	-	-	1.0	1	0	0	0	1	0	0.00	16
2/26	YALE-G2 (L, 4-5 [10])	-	-	0.2	1	0	0	1	1	0	0.00	18
3/2	UAB (W, 16-1)	-	-	1.0	1	0	0	0	0	0	0.00	9
3/5	RHODE ISLAND-G2 (W, 12-0)	-	-	1.0	0	0	0	0	2	0	0.00	14

CAM HILL'S CAREER APPEARANCES

2021 - FRESHMAN YEAR

Date	Opp (Res.)	DEC	QS	IP	H	R	ER	BB	SO	HR	ERA	NP
2/21	PRESBYTERIAN (W, 2-1 [10])	W	-	1.0	0	0	0	0				

TOMMY SHEEHAN'S CAREER APPEARANCES

2018 - FRESHMAN YEAR AT NOTRE DAME

Date	Opp (Res.)	DEC	QS	IP	H	R	ER	BB	SO	HR	ERA	NP
2/17	*at LSU (W, 10-5)	W	-	5.0	6	4	4	3	2	1	7.20	75
2/24	*vs. Purdue (W, 4-2)	-	-	5.0	4	2	2	6	2	0	5.40	83
3/3	*vs. Seton Hall (W, 9-8)	L	-	1.1	1	4	3	4	2	0	7.15	40
3/10	*at Miami (L, 0-9)	L	X	6.0	4	2	2	2	2	1	5.71	81
3/17	*at Florida State (L, 4-6)	-	-	4.1	2	2	1	5	1	0	4.98	85
3/24	*WAKE FOREST (W, 7-6)	-	-	4.0	5	4	4	4	2	1	5.61	73
3/31	*at Duke (L, 3-6)	L	-	6.0	5	4	3	3	0	0	5.40	93
4/8	*CLEMSON (L, 3-6)	L	-	6.0	6	6	6	3	3	3	5.97	105
4/14	*at NC State (L, 2-12)	L	-	4.2	8	6	6	2	1	0	6.59	95
4/25	*VALPARAISO (W, 6-5)	W	X	6.0	4	1	1	3	4	1	5.96	95
5/1	*WESTERN MICHIGAN (W, 14-4)	-	-	4.0	4	1	1	1	2	0	5.68	63
5/6	*PITTSBURGH (L, 7-8)	-	-	4.0	6	4	4	2	3	0	5.91	77
5/15	*at Northwestern (W, 19-10)	-	-	4.0	3	0	0	3	0	0	5.52	48
5/19	*at Louisville (L, 7-10)	-	-	2.1	4	3	3	3	0	0	5.74	58

2019 - SOPHOMORE YEAR AT NOTRE DAME

Date	Opp (Res.)	DEC	QS	IP	H	R	ER	BB	SO	HR	ERA	NP
2/15	*at Arizona State (L, 1-10)	L	-	2.2	4	5	1	3	3	0	3.38	74
2/21	*vs. Eastern Michigan (W, 11-3)	W	X	7.0	6	2	2	1	8	0	2.79	107
3/1	*vs. Charleston Southern (W, 7-4)	W	-	8.0	5	4	4	1	6	0	3.57	103
3/9	*at Wake Forest (W, 7-4)	-	-	5.2	8	4	3	2	4	3	3.86	101
3/15	*at Clemson (W, 9-2)	W	X	9.0	7	2	2	3	4	0	3.34	-
3/23	*FLORIDA STATE (L, 1-7)	L	-	6.0	7	5	5	2	4	1	3.99	105
3/29	*at Georgia Tech (W, 9-6)	W	-	5.0	9	6	5	0	6	2	4.57	99
4/5	*VIRGINIA (W, 5-2)	W	X	9.0	9	2	1	1	2	0	3.96	100
4/13	*NORTH CAROLINA (L, 6-13)	L	-	6.0	13	11	8	2	3	5	4.78	112
4/20	*at Pittsburgh (L, 2-4)	L	X	7.0	5	3	2	0	3	0	4.55	90
4/26	*NC STATE (W, 5-4)	-	-	6.0	7	4	3	1	3	2	4.54	100
5/3	*LOUISVILLE (L, 0-2)	L	-	5.1	4	2	2	3	4	0	4.46	107
5/11	*CANISIUS (W, 5-4)	-	X	7.2	4	2	0	1	2	0	4.06	100
5/17	*at Boston College (L, 8-9)	-	-	5.0	9	5	5	0	4	0	4.33	97
5/22	*vs. Georgia Tech (L, 6-12)	L	-	3.0	3	5	4	3	6	0	4.58	85

2020 - JUNIOR YEAR AT NOTRE DAME

Date	Opp (Res.)	DEC	QS	IP	H	R	ER	BB	SO	HR	ERA	NP
2/14	*at UAB (W, 4-2)	W	X	7.0	1	0	0	1	9	0	0.00	89
2/21	*vs. Incarnate Word (W, 12-1)	W	X	6.0	5	1	1	0	5	0	0.69	100
2/28	*at Presbyterian (W, 13-5)	W	-	6.1	7	4	4	1	6	0	2.33	84
3/6	*at North Carolina (W, 8-5)	-	-	4.0	5	2	2	3	2	0	2.70	75

2021 - SENIOR YEAR AT NOTRE DAME

Date	Opp (Res.)	DEC	QS	IP	H	R	ER	BB	SO	HR	ERA	NP
2/27	*at Wake Forest (L, 8-10)	-	-	4.0	4	1	1	3	7	0	2.25	88
3/5	*at Clemson (L, 7-13)	L	-	4.0	6	5	5	2	3	1	6.75	-

2022 - FIFTH YEAR

Date	Opp (Res.)	DEC	QS	IP	H	R	ER	BB	SO	HR	ERA	NP
2/18	*vs. Oklahoma (L, 0-3)	-	-	1.0	1	0	0	1	1	0	0.00	33
2/23	*TROY (W, 13-1)	-	-	3.0	1	1	1	3	1	0	2.25	43
3/6	RHODE ISLAND (W, 14-1)	S	-	3.0	0	0	0	1	5	0	1.29	47
3/13	MIDDLE TENNESSEE-G1 (W, 10-7)	W	-	3.2	4	2	2	2	1	1	2.53	52

CARSON SKIPPER'S CAREER APPEARANCES

2019 - FRESHMAN YEAR

Date	Opp (Res.)	DEC	QS	IP	H	R	ER	BB	SO	HR	ERA	NP
2/15	GEORGIA SOUTHERN (W, 11-2)	-	-	3.0	3	0	0	1	1	0	0.00	48
2/19	*ALABAMA A&M (W, 10-1)	W	-	4.0	2	1	0	0	8	0	0.00	67
2/24	at UCF (W, 13-9)	W	-	2.0	3	3	3	3	1	1	3.00	58
3/2	*CINCINNATI (W, 9-5)	-	-	3.0	5	4	3	0	4	1	4.50	59
3/6	UT MARTIN (W, 2-0)	-	-	2.1	0	0	0	0	5	0	3.77	31
3/9	*UTSA (W, 8-3)	W	-	4.2	5	0	0	0	5	0	2.84	70
3/17	*#21 TENNESSEE (W, 5-3)	-	-	3.0	3	2	1	1	1	0	2.86	46
3/23	*at #4 Mississippi State (L, 2-15)	L	-	0.2	5	4	2	1	0	0	4.37	35
3/24	at #4 Mississippi State (L, 15-20)	-	-	0.1	2	3	3	1	0	1	5.48	9
3/30	*at South Carolina (W, 7-5)	-	-	1.0	4	3	3	2	1	0	6.38	43
4/5	*#9 ARKANSAS (W, 6-3)	-	-	0.2	1	0	0	0	1	0	6.20	8
4/5	*#9 ARKANSAS (L, 6-9)	L	-	3.0	3	5	3	3	2	1	7.16	78
4/9	JACKSONVILLE STATE (L, 6-11)	-	-	0.0	0	0	0	2	0	0	7.16	10
4/16	*at #16 Georgia Tech (L, 6-11)	-	-	2.1	1	1	1	4	3	0	6.82	53
4/23	at Jacksonville State (W, 14-2)	-	-	1.0	0	0	0	1	0	0	6.61	17
4/25	at #4 Vanderbilt (L, 6-12)	-	-	1.1	3	2	2	3	1	0	6.89	43
5/7	*UAB (L, 4-6)	L	-	2.1	5	4	4	0	3	0	7.46	48

2020 - SOPHOMORE YEAR

Date	Opp (Res.)	DEC	QS	IP	H	R	ER	BB	SO	HR	ERA	NP
2/15	ILLINOIS-CHICAGO (W, 7-3)	-	-	1.0	0	0	0	0	2	0	0.00	16
2/19	OAKLAND (W, 17-1)	-	-	2.0	2	0	0	0	2	0	0.00	28
2/22	UCF (L, 3-7)	-	-	1.1	1	0	0	0	2	0	0.00	20
2/25	ALABAMA A&M (W, 10-0)	-	-	1.0	0	0	0	0	2	0	0.00	11
2/28	WRIGHT STATE (W, 7-2)	-	-	1.0	0	0	0	1	1	0	0.00	14
3/8	CHICAGO STATE (W, 9-0)	-	-	1.0	0	0	0	1	2	0	0.00	16
3/10	GEORGIA TECH (L, 2-6)	-	-	1.2	2	1	1	1	1	0	1.00	37

2021 - JUNIOR YEAR

Date	Opp (Res.)	DEC	QS	IP	H	R	ER	BB	SO	HR	ERA	NP
2/20	PRESBYTERIAN (W, 6-1)	-	-	1.0	1	0	0	0	1	0	0.00	9
2/24	ALABAMA A&M (W, 33-0)	-	-	1.0	1	0	0	0	0	0	0.00	8
2/26	vs. #25 Oklahoma (L, 3-4 [10])	-	-	2.0	1	0	0	1	3	0	0.00	39
2/28	vs. Texas A&M (W, 6-1)	-	-	1.0	0	0	0	0	1	0	0.00	15
3/7	#18 BOSTON COLLEGE (L, 9-11 [10])	-	-	0.2	0	0	0	0	1	0	0.00	13
4/1	at #1 Arkansas (W, 2-1)	-	-	1.0	1	0	0	0	0	0	0.00	15
4/3	at #1 Arkansas (L, 5-6 [10])	-	-	2.0	2	2	2	1	2	0	2.08	43
4/9	#4 MISSISSIPPI STATE (L, 5-6)	L	-	2.0	1	1	1	1	2	0	2.53	38

4/15	at Alabama (L, 7-8 [10])	L	-	1.0	3	1	1	0	2	0	3.09	26
4/17	at Alabama (L, 9-10)	-	-	0.2	4	3	3	0	1	2	5.11	18
4/20	SAMFORD (W, 6-4)	-	-	1.0	1	0	0	0	2	0	4.72	18
4/25	#10 FLORIDA (W, 10-8 [7])	-	-	1.2	2	2	0	0	2	0	4.20	41
4/30	at #20 Georgia (W, 10-6 [14])	-	-	3.0	4	1	1	0	0	1	4.00	32
5/6	LSU (L, 3-8)	-	-	0.1	0	3	3	3	1	0	5.40	25
5/8	LSU (W, 2-1)	W	-	2.1	0	0	0	1	4	0	4.79	38
5/14	TEXAS A&M (W, 5-4)	W	-	3.0	2	1	1	0	4	1	4.56	50
5/16	TEXAS A&M (W, 8-5)	S	-	1.1	1	0	0	0	3	0	4.32	17
5/21	at Missouri (W, 3-0)	S	-	1.0	2	0	0	1	1	0	4.15	26
5/25	vs. #11 Ole Miss (L, 4-7)	-	-	3.2	3	2	2	1	6	1	4.25	68

2022 - SENIOR YEAR

Date	Opp (Res.)	DEC	QS	IP	H	R	ER	BB	SO	HR	ERA	NP
2/19	vs. #12 Texas Tech (W, 2-1)	-	-	1.0	0	0	0	1	1	0	0.00	17
2/26	YALE-G1 (W, 4-3)	-	-	3.0	1	0	0	2	4	0	0.00	57
3/4	RHODE ISLAND (W, 7-2)	-	-	4.0	3	0	0	0	4	0	0.00	60
3/11	MIDDLE TENNESSEE (L, 8-10)	-	-	5.2	6	3	2	0	4	1	1.32	71

CARSON SWILLING'S CAREER APPEARANCES

2021 - FRESHMAN YEAR

Date	Opp (Res.)	DEC	QS	IP	H	R	ER	BB	SO	HR	ERA	NP
2/19	PRESBYTERIAN (W, 14-3)	-	-	1.0	0	0	0	0	1	0	0.00	11
2/23												

SUPERLATIVES AND MISCELLANEOUS NOTES

STARTS BY POSITION

STARTING PITCHER

Trace Bright	4	2-2
Joseph Gonzalez	4	4-0
Jordan Armstrong	3	2-1
Mason Barnett	2	2-0
Tommy Sheehan	2	1-1
Konner Copeland	1	1-0

CATCHER

Jake Wyandt	11	10-1
Ryan Dyal	6	3-3

FIRST BASE

Sonny DiChiara	12	10-2
Cam Hill	5	3-2

SECOND BASE

Cole Foster	16	13-3
Garrett Farquhar	1	0-1

THIRD BASE

Blake Rambusch	14	11-3
Garrett Farquhar	3	2-1

SHORTSTOP

Brody Moore	16	12-4
Garrett Farquhar	1	1-0

LEFT FIELD

Ryan Dyal	8	7-1
Brayton Brown	3	2-1
Josh Hall	3	2-1
Bryson Ware	3	2-1

CENTER FIELD

Kason Howell	17	13-4
--------------	----	------

RIGHT FIELD

Bryson Ware	12	10-2
Blake Rambusch	3	2-1
Josh Hall	2	1-1

DESIGNATED HITTER

Brooks Carlson	5	4-1
Cam Hill	5	4-1
Ryan Dyal	3	3-0
Nate LaRue	3	2-1
Sonny DiChiara	1	0-1

2022 AUBURN & OPPONENT HIGHS

TEAM BATTING

	AUBURN	OPPONENT
Runs in a game	16, two times	10, Middle Tennessee (3/11)
Runs in an inning	9, vs. Rhode Island [1st] (G2 - 3/5)	4, three times
Most Hits in a game	17, UAB (3/2)	13, Alabama State (3/1)
Fewest Hits in a game	3, two times	1, Rhode Island (G2 - 3/5)
Hits in an inning	7, vs. Rhode Island [1st] (G2 - 3/5)	5, Alabama State (3/1)
2B in a game	5, vs. Yale (2/25)	3, four times
3B in a game	1, three times	1, Yale (G1 - 2/26)
HR in a game	4, vs. Rhode Island (3/6)	3, Middle Tennessee (G1 - 3/13)
SB in a game	2, four times	6, Yale (G1 - 2/26)
LOB in a game	17, vs. K-State (2/20)	13, Alabama State (3/1)
K in a game	17, vs. K-State (2/20)	19, Yale (2/25)
BB in a game	12, vs. Rhode Island (G1 - 3/5)	9, Yale (G2 - 2/26)

TEAM PITCHING

	AUBURN	OPPONENT
K in a game	19, vs. Yale (2/25)	17, K-State (2/20)
BB in a game	9, vs. Yale (G2 - 2/26)	12, Rhode Island (G1 - 3/5)
Pitchers used	8, two times	10, UAB (3/2)
Total Quality Starts	4	1

TEAM FIELDING

	AUBURN	OPPONENT
Errors in a game	1, six times	5, Alabama State (3/1)
DP turned in a game	3, vs. MTSU (G2 - 3/13)	2, two times

IND. BATTING

	AUBURN	OPPONENT
Hits in a game	3, 14 times	3, five times
Runs in a game	4, Rambusch vs. KSU (2/20)	3, Blohowiak [Yale] (G2 - 2/26)
2B in a game	2, four times	2, three times
3B in a game	1, three times	1, Swank [Yale] (G1 - 2/26)
HR in a game	1, 17 times	1, eight times
RBI in a game	6, Ware, two times	3, three times
XBH in a game	3, Ware vs. UAB (3/2)	2, five times
SB in a game	2, Rambusch, two times	3, Swank [Yale] (G1 - 2/26)
BB in a game	3, three times	4, Sanders [MTSU] (G2 - 3/13)
HBP in a game	2, three times	2, two times
K in a game	3, seven times	4, three times
Hitting Streak	9, Howell (3/1-13)	3, four times
Consec. G w/HR	3, DiChiara vs. Troy/Yale (2/23-25)	2, Sanders [MTSU] (3/11-13)

IND. PITCHING

	AUBURN	OPPONENT
K by a starter	11, Armstrong vs. Yale (2/25)	4, three times
K by a reliever	5, three times	6, two times
BB by a starter	3, four times	5, Picone [URI] (G1 - 3/5)
BB by a reliever	2, 12 times	6, Capell [Yale] (G2 - 2/26)
IP by a starter	6.2, Gonzalez vs. URI (G1 - 3/5)	6.0, Shaw [Yale] (G2 - 2/26)
IP by a reliever	5.2, Skipper vs. MTSU (3/11)	4.1, Wigginton [MTSU] (G2 - 3/13)

MISCELLANEOUS

	AUBURN
Biggest comeback win	3, two times
Biggest blown lead loss	3, vs. Middle Tennessee (G2 - 3/13)
Largest margin of victory	16, vs. Rhode Island (G1 - 3/5)
Largest margin of defeat	3, vs. Oklahoma (2/18)
Longest game, Time	3:52, vs. Alabama State (3/1)
Longest game, Time (9 inn)	3:52, vs. Alabama State (3/1)
Shortest game, Time (9 inn)	2:43, vs. Texas Tech (2/19)
Longest game, Innings	10, vs. Yale (G2 - 2/26)
Largest crowd, Home	3,759, vs. Troy (2/23)
Largest crowd, Road	--
Largest crowd, Neutral	10,515, vs. Texas Tech (2/19)

STARTS BY ORDER

LEADOFF

Blake Rambusch	17	13-4
----------------	----	------

2ND SPOT

Kason Howell	11	8-3
Brody Moore	6	5-1

3RD SPOT

Sonny DiChiara	11	10-1
Ryan Dyal	4	2-2
Cam Hill	2	2-0

CLEANUP

Ryan Dyal	7	6-1
Brooks Carlson	5	4-1
Cam Hill	3	3-0
Sonny DiChiara	2	0-2

5TH SPOT

Bryson Ware	6	4-2
Brody Moore	5	4-1
Nate LaRue	3	2-1
Kason Howell	2	2-0
Cole Foster	1	1-0

6TH SPOT

Bryson Ware	6	5-1
Ryan Dyal	3	3-0
Cam Hill	2	1-1
Kason Howell	2	1-1
Brody Moore	2	1-1
Garrett Farquhar	1	1-0
Cole Foster	1	1-0

7TH SPOT

Cole Foster	4	4-0
Brody Moore	3	2-1
Bryson Ware	3	3-0
Ryan Dyal	2	2-0
Cam Hill	2	1-1
Brayton Brown	1	0-1
Garrett Farquhar	1	0-1
Kason Howell	1	1-0

8TH SPOT

Cole Foster	10	7-3
Brayton Brown	2	2-0
Garrett Farquhar	2	2-0
Ryan Dyal	1	1-0
Cam Hill	1	0-1
Kason Howell	1	1-0

9TH SPOT

Jake Wyandt	11	10-1
Josh Hall	5	3-2
Garrett Farquhar	1	0-1

PITCHING NOTES

2022 BULLPEN BY NUMBERS

Total App.....	64
Saves/Opp.....	4/6
IR/IRS.....	36/14
BA Against.....	.184
ERA.....	2.70

SAVES/OPP

Blake Burkhalter.....	3/3
Parker Carlson.....	0/1
Hayden Mullins.....	0/1
Tommy Sheehan.....	1/1

INHERITED RUNNERS/SCORED

Chase Allsup.....	1/1
John Armstrong.....	13/8
Ben Bosse.....	4/0
Blake Burkhalter.....	5/0
Tyler Drabick.....	4/0
Brooks Fuller.....	2/0
Cade Granzow.....	2/2
Carson Skipper.....	3/3
Carson Swilling.....	2/0

1ST BATTER FACED/RETIRED

Chase Allsup.....	5/2
John Armstrong.....	7/6
Jordan Armstrong.....	1/1
Mason Barnett.....	3/2
Ben Bosse.....	4/3
Blake Burkhalter.....	7/6
Parker Carlson.....	4/4
Tyler Drabick.....	1/3
Brooks Fuller.....	2/1
Cade Granzow.....	3/2
Nate LaRue.....	4/1
Hayden Mullins.....	3/1
Tommy Sheehan.....	2/1
Carson Skipper.....	4/4
Carson Swilling.....	5/3
Garrett Wade.....	4/2

RELIEF ERA

Chase Allsup.....	0.00
John Armstrong.....	0.00
Jordan Armstrong.....	0.00
Mason Barnett.....	0.00
Cade Granzow.....	0.00
Cam Hill.....	0.00
Blake Burkhalter.....	0.77
Carson Skipper.....	1.32
Ben Bosse.....	2.45
Nate LaRue.....	2.45
Tommy Sheehan.....	2.70
Tyler Drabick.....	3.00
Carson Swilling.....	3.18
Parker Carlson.....	7.94
Hayden Mullins.....	8.31
Garrett Wade.....	10.80
Brooks Fuller.....	27.00

2022 Auburn Baseball
Team Game-by-Game for Auburn (as of Mar 13, 2022)
Pitching (All games)

Date	Opponent	ip	h	r	er	bb	so	2b	3b	hr	wp	bk	hbp	dp	ibb	score	w-l	sv	era
Feb 18	vs Oklahoma	8.0	4	3	3	5	7	1	0	1	1	0	3	2	0	0-3	0-1	0	3.38
Feb 19	vs Texas Tech	9.0	3	1	1	7	8	0	0	0	1	0	1	1	0	2-1	1-1	1	2.12
Feb 20	vs Kansas State	9.0	3	1	0	3	10	0	0	0	0	0	0	1	0	12-1	2-1	1	1.38
Feb 23	TROY	9.0	5	1	1	4	7	0	0	0	1	0	0	0	0	13-1	3-1	1	1.29
Feb 25	YALE	9.0	4	0	0	3	19	0	0	0	2	0	1	1	0	9-0	4-1	1	1.02
Feb 26	YALE	9.0	9	3	3	3	8	2	1	0	1	0	0	0	0	4-3	5-1	1	1.36
Feb 26	YALE	10.0	8	5	5	9	12	2	0	1	4	0	0	0	0	4-5	5-2	1	1.86
Mar 01	ALABAMA STATE	9.0	13	7	6	8	12	3	0	0	3	0	1	1	0	13-7	6-2	1	2.38
Mar 02	UAB	9.0	3	1	1	2	11	1	0	0	0	0	1	1	0	16-1	7-2	1	2.22
Mar 04	RHODE ISLAND	9.0	8	2	2	2	11	2	0	1	0	0	0	0	0	7-2	8-2	2	2.20
Mar 05	RHODE ISLAND	9.0	5	0	0	2	11	0	0	0	0	0	2	1	0	16-0	9-2	2	2.00
Mar 05	RHODE ISLAND	7.0	1	0	0	0	10	0	0	0	1	0	0	1	0	12-0	10-2	2	1.87
Mar 06	RHODE ISLAND	9.0	3	1	1	4	14	0	0	1	0	0	1	0	0	14-1	11-2	3	1.80
Mar 09	vs Tennessee Tech	9.0	10	3	2	3	14	3	0	0	1	0	1	0	0	4-3	12-2	3	1.81
Mar 11	MIDDLE TENNESS	9.0	10	10	6	3	8	3	0	1	1	0	1	0	0	8-10	12-3	3	2.10
Mar 13	MIDDLE TENNESS	9.0	13	7	7	4	8	2	0	3	1	0	1	2	0	10-7	13-3	4	2.41
Mar 13	MIDDLE TENNESS	8.0	8	4	4	5	4	3	0	0	2	0	0	3	0	3-4	13-4	4	2.52
Totals		150.0	110	49	42	67	174	22	1	8	19	0	13	14	0	147-49	13-4	4	2.52

AUBURN STARTING PITCHER BREAKDOWN

Starter	GS	Quality Starts	Run Support	RS/Start	Auburn Record
Bright	4	3	26	6.5	2-2
Gonzalez	4	1	20	5.0	4-0
Armstrong	3	0	8	2.7	2-1
Barnett	2	0	11	5.5	2-0
Sheehan	2	0	4	2.0	1-1
Copeland	1	0	7	7.0	1-0
Mullins	1	0	3	3.0	1-0

Auburn Overall Rankings

Category	Rank	No.
ERA	2.46	3rd
Opp BA	.205	5th
Hits Allowed	109	7th
Walks	67	12th
Strikeouts	174	6th

Auburn SEC-Only Rankings

Category	Rank	No.
ERA	--	--
Opp BA	--	--
Hits Allowed	--	--
Walks	--	--
Strikeouts	--	--

AUBURN PITCHING BREAKDOWN

	W-L	ERA	IP	H	R	ER	BB	K	HR	AVG	W-L	ERA	IP	H	R	ER	BB	K	HR	AVG	
STARTERS	6-1	2.16	66.2	55	19	16	26	73	1	.229	HOME	10-3	2.74	115.0	89	41	35	49	135	7	.213
RELIEVERS	7-3	2.70	83.1	54	30	25	41	101	7	.184	ROAD	--	--	--	--	--	--	--	--	--	--
TOTALS	13-4	2.46	150.0	109	49	41	67	174	8	.205	NEUT.	3-1	1.54	35.0	20	8	6	18	39	1	.174

HITTING NOTES

2022 MULTI-HIT GAMES

	2	3	4	5+	Total
Blake Rambusch	3	4	-	-	7
Sonny DiChiara	5	1	-	-	6
Bryson Ware	4	2	-	-	6
Ryan Dyal	5	-	-	-	5
Kason Howell	-	5	-	-	5
Brody Moore	4	1	-	-	5
Cam Hill	3	1	-	-	4
Jake Wyandt	2	-	-	-	2
Garrett Farquhar	1	-	-	-	1
Cole Foster	1	-	-	-	1
Josh Hall	1	-	-	-	1

CAREER AUBURN MULTI-HIT GAMES

	2	3	4	5+	Total
Kason Howell	27	10	-	-	37
Brody Moore	20	6	2	-	28
Bryson Ware	11	4	-	-	15
Cam Hill	10	4	-	-	14
Garrett Farquhar	7	1	-	-	8
Blake Rambusch	3	4	-	-	7
Sonny DiChiara	5	1	-	-	6
Josh Hall	5	1	-	-	6
Ryan Dyal	6	-	-	-	6
Cole Foster	2	-	-	-	2
Nate LaRue	2	-	-	-	2
Jake Wyandt	2	-	-	-	2
Brayton Brown	1	-	-	-	1

2022 MULTI-RBI GAMES

	2	3	4	5+	Total
Ryan Dyal	3	3	1	-	7
Kason Howell	5	-	-	-	5
Cole Foster	2	1	1	-	4
Sonny DiChiara	2	-	1	-	3
Blake Rambusch	3	-	-	-	3
Bryson Ware	1	-	-	2	3
Jake Wyandt	1	1	1	-	3
Cam Hill	2	-	-	-	2
Mike Bello	1	-	-	-	1
Brayton Brown	-	1	-	-	1
Brooks Carlson	1	-	-	-	1
Garrett Farquhar	1	-	-	-	1
Nate LaRue	1	-	-	-	1
Brody Moore	-	-	1	-	1

CAREER AUBURN MULTI-RBI GAMES

	2	3	4	5+	Total
Kason Howell	8	6	-	1	15
Brody Moore	10	-	1	1	12
Bryson Ware	5	-	2	2	9
Ryan Dyal	5	3	1	-	9
Cam Hill	4	3	1	-	8
Brayton Brown	2	2	-	-	4
Garrett Farquhar	2	1	1	-	4
Cole Foster	2	1	1	-	4
Sonny DiChiara	2	-	1	-	3
Blake Rambusch	3	-	-	-	3
Jake Wyandt	1	1	1	-	3
Josh Hall	1	1	-	-	2
Nate LaRue	2	-	-	-	2
Mike Bello	1	-	-	-	1
Brooks Carlson	1	-	-	-	1
Bobby Peirce	1	-	-	-	1

CAREER AUBURN STARTS

	Career	Consec.
Kason Howell	141	65
Brody Moore	83	8
Bryson Ware	52	10
Cam Hill	40	6
Ryan Dyal	39	17
Garrett Farquhar	20	1
Cole Foster	20	-
Blake Rambusch	17	17
Nate LaRue	16	-
Josh Hall	15	-
Brayton Brown	14	-
Sonny DiChiara	13	1
Jake Wyandt	11	2
Brooks Carlson	5	-

TEAM NOTES

Auburn Overall SEC Rankings			Auburn SEC-Only Rankings		
Category	Rank	No.	Category	Rank	No.
Avg.	.306	7th	Avg.	--	--
Hits	172	8th	Hits	--	--
2B	36	6th	2B	--	--
HR	17	11th	HR	--	--
BB	90	7th	BB	--	--

2022 AUBURN HOME RUNS

No.	Player (#)	Opponent (Date)	On	Outs	Inn.	Pitcher
1	Ware (1)	Troy (2/23)	3	2	1	Fletcher (R)
2	DiChiara (1)	Troy (2/23)	2	1	2	Pettys (L)
3	DiChiara (2)	Yale (2/25)	1	1	1	Kipp (R)
4	DiChiara (3)	Yale (G1 - 2/26)	0	2	5	Walsh (R)
5	Howell (1)	Yale (G1 - 2/26)	0	0	9	Easterly (L)
6	Rambusch (1)	Yale (G2 - 2/26)	0	0	8	Capell (R)
7	Foster (1)	Alabama State (3/1)	2	1	2	A. Melendez (L)
8	DiChiara (4)	Alabama State (3/1)	0	0	7	O. Melendez (L)
9	DiChiara (5)	Rhode Island (3/4)	1	1	3	Twitchell (R)
10	Rambusch (2)	Rhode Island (G1 - 3/5)	0	0	1	Picone (R)
11	Dyal (1)	Rhode Island (G1 - 3/5)	1	2	4	Diaz (R)
12	Wyandt (1)	Rhode Island (3/6)	2	2	2	Levesque (L)
13	Carlson (1)	Rhode Island (3/6)	1	0	5	Brutti (R)
14	Dyal (2)	Rhode Island (3/6)	3	1	6	Morrison (R)
15	Farquhar (1)	Rhode Island (3/6)	1	2	7	Morrison (R)
16	Dyal (3)	Middle Tennessee (3/11)	1	1	1	Keenan (R)
17	Moore (1)	Middle Tennessee (3/11)	2	2	9	Wigginton (L)

AUBURN HITTING STREAKS

	Current	'22	Career
Mike Bello	-	1	1
Luke Burk	-	1	1
Brooks Carlson	-	2	2
Sonny DiChiara	2	8	8
Ryan Dyal	-	4	4
Garrett Farquhar	5	5	5
Cole Foster	1	6	6
Josh Hall	-	3	4
Cam Hill	1	2	4
Kason Howell	-	9	9
Mason Land	2	2	2
Nate LaRue	-	2	2
Brody Moore	3	5	8
Bobby Peirce	-	1	1
Blake Rambusch	7	7	7
Bryson Ware	-	4	6
Jake Wyandt	7	7	7

AUBURN REACHED BASE STREAKS

	Current	'22	Career
Mike Bello	-	1	1
Luke Burk	-	1	1
Brooks Carlson	-	6	6
Ryan Dyal	-	15	15
Sonny DiChiara	13	13	13
Garrett Farquhar	6	6	6
Cole Foster	1	8	8
Josh Hall	-	3	5
Cam Hill	6	6	8
Kason Howell	15	15	17
Mason Land	3	3	3
Nate LaRue	-	4	7
Brody Moore	7	7	11
Bobby Peirce	-	1	1
Blake Rambusch	15	15	15
Bryson Ware	-	8	8
Jake Wyandt	7	7	7

BUNT HITS

Player	No.
Josh Hall.....	2
Cole Foster.....	1
Blake Rambusch.....	1
TOTAL	4

SAC BUNTS

Player	No.
Brayton Brown.....	1
Kason Howell.....	1
Brody Moore.....	1
Blake Rambusch.....	1
TOTAL	4

SAC FLIES

Player	No.
Nate LaRue.....	3
Blake Rambusch.....	3
Kason Howell.....	3
Ryan Dyal.....	2
Sonny DiChiara.....	1
Cam Hill.....	1
Brody Moss.....	1
Bryson Ware.....	1
Jake Wyandt.....	1
TOTAL	16

OUTFIELD ASSISTS

Player	No.
Ryan Dyal.....	2
Bryson Ware.....	1
TOTAL	3

PINCH HITS

Player	No.
Garrett Farquhar.....	2
Mike Bello.....	1
Luke Burk.....	1
Brooks Carlson.....	1
Mason Land.....	1
TOTAL	6

AUBURN CAREER HOME RUN BREAKDOWN

	1R	2R	3R	GS	Career	Home	Road	Last
Brown	2	--	1	--	3	2	1	3/21/21
Carlson	--	1	--	--	1	1	--	3/6/22
DiChiara	2	2	1	--	5	5	0	3/4/22
Dyal	2	3	--	1	6	5	1	3/11/22
Farquhar	--	1	--	--	1	1	--	3/6/22
Foster	--	--	1	--	1	1	--	3/1/22
Hill	2	2	--	1	5	5	--	4/25/21
Howell	4	3	1	--	8	2	6	2/26/22
LaRue	2	--	--	--	2	2	--	5/18/21
Moore	1	1	1	--	3	2	1	3/11/22
Rambusch	2	--	--	--	2	2	--	3/5/22
Ware	2	4	--	1	7	5	2	2/23/22
Wyandt	--	--	1	--	1	1	--	3/6/22

AUBURN 2022 GAME-BY-GAME STARTING LINEUPS

DATE	OPP	1	2	3	4	5	6	7	8	9	SP
2/18	vs. Oklahoma	Rambusch	Howell	Dyal	DiChiara	Moore	Ware	Hill	Foster	Farquhar	Sheehan
2/19	vs. Texas Tech	Rambusch	Moore	DiChiara	Dyal	Howell	Ware	Foster	Farquhar	Wyandt	Gonzalez
2/20	vs. Kansas State	Rambusch	Moore	DiChiara	Dyal	LaRue	Howell	Foster	Brown	Hall	Bright
2/23	Troy	Rambusch	Howell	DiChiara	Dyal	Moore	Ware	Foster	Brown	Wyandt	Sheehan
2/25	Yale	Rambusch	Moore	DiChiara	Dyal	LaRue	Ware	Foster	Howell	Hall	Armstrong
2/26	Yale - G1	Rambusch	Moore	DiChiara	Dyal	Ware	Foster	Howell	Farquhar	Wyandt	Gonzalez
2/26	Yale - G2	Rambusch	Moore	DiChiara	Dyal	LaRue	Howell	Brown	Foster	Hall	Bright
3/1	Alabama State	Rambusch	Moore	DiChiara	Dyal	Howell	Ware	Hill	Foster	Wyandt	Copeland
3/2	UAB	Rambusch	Howell	DiChiara	Hill	Foster	Farquhar	Ware	Dyal	Wyandt	Barnett
3/4	Rhode Island	Rambusch	Howell	DiChiara	Hill	Moore	Ware	Dyal	Foster	Hall	Armstrong
3/5	Rhode Island - G1	Rambusch	Howell	DiChiara	Carlson	Ware	Dyal	Moore	Foster	Wyandt	Gonzalez
3/5	Rhode Island - G2	Rambusch	Howell	DiChiara	Hill	Ware	Moore	Dyal	Foster	Wyandt	Bright
3/6	Rhode Island	Rambusch	Howell	Hill	Carlson	Moore	Dyal	Ware	Foster	Wyandt	Mullins
3/8	vs. Tennessee Tech	Rambusch	Howell	Hill	Carlson	Moore	Dyal	Ware	Foster	Wyandt	Barnett
3/11	Middle Tennessee	Rambusch	Howell	Dyal	Carlson	Ware	Hill	Moore	Foster	Hall	Armstrong
3/13	Middle Tennessee - G1	Rambusch	Howell	Dyal	Carlson	Ware	Hill	Moore	Foster	Wyandt	Gonzalez
3/13	Middle Tennessee - G2	Rambusch	Howell	Dyal	DiChiara	Ware	Moore	Farquhar	Hill	Wyandt	Bright
3/17	Ole Miss*										
3/18	Ole Miss*										
3/19	Ole Miss*										
3/22	vs. South Alabama										
3/25	at Texas A&M*										
3/26	at Texas A&M*										
3/27	at Texas A&M*										
3/29	Jacksonville State										
3/31	at LSU*										
4/1	at LSU*										
4/2	at LSU*										
4/5	at UAB										
4/8	Vanderbilt*										
4/9	Vanderbilt*										
4/10	Vanderbilt*										
4/12	Samford										
4/14	at Mississippi State*										
4/15	at Mississippi State*										
4/16	at Mississippi State*										
4/19	Alabama State										
4/22	South Carolina*										
4/23	South Carolina*										
4/24	South Carolina*										
4/26	at Jacksonville State										
4/29	at Tennessee*										
4/30	at Tennessee*										
5/1	at Tennessee*										
5/6	Arkansas*										
5/7	Arkansas*										
5/8	Arkansas*										
5/10	at Troy										
5/13	Alabama*										
5/14	Alabama*										
5/15	Alabama*										
5/17	at Samford										
5/19	at Kentucky*										
5/20	at Kentucky*										
5/21	at Kentucky*										

* - SEC Game

AUBURN 2021 GAME-BY-GAME STARTERS

DATE	OPP	SP	C	1B	2B	3B	SS	LF	CF	RF	DH
2/18	vs. Oklahoma	Sheehan	Dyal	DiChiara	Foster	Farquhar	Moore	Ware	Howell	Rambusch	Hill
2/19	vs. Texas Tech	Gonzalez	Wyandt	DiChiara	Foster	Farquhar	Moore	Ware	Howell	Rambusch	Dyal
2/20	vs. Kansas State	Bright	Dyal	DiChiara	Foster	Rambusch	Moore	Brown	Howell	Hall	LaRue
2/23	Troy	Sheehan	Wyandt	DiChiara	Foster	Rambusch	Moore	Brown	Howell	Ware	Dyal
2/25	Yale	Armstrong	Dyal	DiChiara	Foster	Rambusch	Moore	Hall	Howell	Ware	LaRue
2/26	Yale - G1	Gonzalez	Wyandt	DiChiara	Foster	Farquhar	Moore	Ware	Howell	Rambusch	Dyal
2/26	Yale - G2	Bright	Dyal	DiChiara	Foster	Rambusch	Moore	Brown	Howell	Hall	LaRue
3/1	Alabama State	Copeland	Wyandt	DiChiara	Foster	Rambusch	Moore	Dyal	Howell	Ware	Hill
3/2	UAB	Barnett	Wyandt	DiChiara	Foster	Rambusch	Farquhar	Dyal	Howell	Ware	Hill
3/4	Rhode Island	Armstrong	Dyal	DiChiara	Foster	Rambusch	Moore	Hall	Howell	Ware	Hill
3/5	Rhode Island - G1	Gonzalez	Wyandt	DiChiara	Foster	Rambusch	Moore	Dyal	Howell	Ware	Carlson
3/5	Rhode Island - G2	Bright	Wyandt	DiChiara	Foster	Rambusch	Moore	Dyal	Howell	Ware	Hill
3/6	Rhode Island	Mullins	Wyandt	Hill	Foster	Rambusch	Moore	Dyal	Howell	Ware	Carlson
3/8	vs. Tennessee Tech	Barnett	Wyandt	Hill	Foster	Rambusch	Moore	Dyal	Howell	Ware	Carlson
3/11	Middle Tennessee	Armstrong	Dyal	Hill	Foster	Rambusch	Moore	Hall	Howell	Ware	Carlson
3/13	Middle Tennessee - G1	Gonzalez	Wyandt	Hill	Foster	Rambusch	Moore	Dyal	Howell	Ware	Carlson
3/13	Middle Tennessee - G2	Bright	Wyandt	Hill	Farquhar	Rambusch	Moore	Dyal	Howell	Ware	DiChiara
3/17	Ole Miss*										
3/18	Ole Miss*										
3/19	Ole Miss*										
3/22	vs. South Alabama										
3/25	at Texas A&M*										
3/26	at Texas A&M*										
3/27	at Texas A&M*										
3/29	Jacksonville State										
3/31	at LSU*										
4/1	at LSU*										
4/2	at LSU*										
4/5	at UAB										
4/8	Vanderbilt*										
4/9	Vanderbilt*										
4/10	Vanderbilt*										
4/12	Samford										
4/14	at Mississippi State*										
4/15	at Mississippi State*										
4/16	at Mississippi State*										
4/19	Alabama State										
4/22	South Carolina*										
4/23	South Carolina*										
4/24	South Carolina*										
4/26	at Jacksonville State										
4/29	at Tennessee*										
4/30	at Tennessee*										
5/1	at Tennessee*										
5/6	Arkansas*										
5/7	Arkansas*										
5/8	Arkansas*										
5/10	at Troy										
5/13	Alabama*										
5/14	Alabama*										
5/15	Alabama*										
5/17	at Samford										
5/19	at Kentucky*										
5/20	at Kentucky*										
5/21	at Kentucky*										

* - SEC Game

OVERALL STATS



**2022 Auburn Baseball
Overall Statistics for Auburn (as of Mar 13, 2022)
(All games Sorted by Batting avg)**



Record: 13-4 Home: 10-3 Away: 0-0 Neutral: 3-1 SEC: 0-0

Player	avg	gp-gs	ab	r	h	2b	3b	hr	rbi	tb	slg%	bb	hp	so	gdp	ob%	sf	sh	sb-att	po	a	e	fld%	
17 DiChiara, Sonny	.462	13-13	39	16	18	7	0	5	11	40	1.026	12	4	4	0	.607	1	0	0-0	74	3	0	1.000	
1 Rambusch, Blake	.379	17-17	66	16	25	1	1	2	12	34	.515	7	4	7	0	.450	3	1	5-9	13	25	1	.974	
5 Howell, Kason	.361	17-17	61	14	22	6	1	1	16	33	.541	7	5	10	0	.447	3	1	3-3	44	0	0	1.000	
16 Hill, Cam	.333	12-10	33	8	11	3	0	0	7	14	.424	7	0	9	0	.439	1	0	0-1	31	1	0	1.000	
8 Ware, Bryson	.309	17-15	55	16	17	6	1	1	16	28	.509	6	2	13	0	.391	1	0	3-3	26	1	0	1.000	
4 Moore, Brody	.304	16-16	56	18	17	3	0	1	5	23	.411	11	1	8	1	.426	0	1	1-1	15	30	0	1.000	
6 Dyal, Ryan	.278	17-17	54	18	15	4	0	3	22	28	.519	9	7	16	1	.431	2	0	0-0	70	3	2	.973	
50 Wyandt, Jake	.257	12-11	35	7	9	1	0	1	12	13	.371	4	1	13	0	.341	1	0	1-1	99	7	1	.991	
7 Foster, Cole	.240	16-16	50	8	12	2	0	1	18	17	.340	11	3	15	1	.406	0	0	0-1	24	36	2	.968	

37 Land, Mason	.667	6-0	3	1	2	0	0	0	0	2	.667	3	0	0	0	.833	0	0	0-0	0	3	0	1.000	
31 Bello, Mike	.400	8-0	5	0	2	1	0	0	2	3	.600	0	0	1	0	.400	0	0	0-0	3	0	0	1.000	
11 Farquhar, Garrett	.250	15-5	24	8	6	1	0	1	4	10	.417	2	1	1	1	.333	0	0	0-0	7	14	0	1.000	
2 Hall, Josh	.250	12-5	20	3	5	1	0	0	0	6	.300	3	0	8	0	.348	0	0	1-1	3	0	0	1.000	
28 LaRue, Nate	.214	8-3	14	3	3	0	0	0	4	3	.214	2	0	9	0	.263	3	0	0-0	13	1	0	1.000	
19 Carlson, Brooks	.200	7-5	20	8	4	0	0	1	3	7	.350	4	1	8	0	.360	0	0	0-0	0	0	0	.000	
Brown, B.	.167	6-3	12	2	2	0	0	0	3	2	.167	2	2	7	0	.375	0	1	0-0	5	0	0	1.000	
27 Peirce, Bobby	.167	6-0	6	0	1	0	0	0	1	1	.167	0	0	3	0	.167	0	0	0-0	1	0	0	1.000	
51 Burk, Luke	.143	8-0	7	1	1	0	0	0	0	1	.143	0	0	6	0	.143	0	0	0-0	17	0	0	1.000	
72 Moss, Brody	.000	3-0	2	0	0	0	0	0	1	0	.000	0	0	1	0	.000	1	0	0-0	0	1	0	1.000	
13 Schorr, Ben	.000	1-0	0	0	0	0	0	0	0	0	.000	0	0	0	0	.000	0	0	0-0	1	0	0	1.000	
Totals	.306	17	562	147	172	36	3	17	137	265	.472	90	31	139	4	.419	16	4	14-20	450	145	7	.988	
Opponents	.205	17	533	49	109	22	1	8	43	157	.295	67	13	174	8	.306	4	2	12-13	417	138	16	.972	

LOB - Team (140), Opp (121). DPs turned - Team (14), Opp (8). CI - Team (1), Dyal, R. 1, Opp (1). IBB - Team (5), DiChiara, S. 3, Dyal, R. 1, Hill, C. 1.

(All games Sorted by Earned run avg)

Player	era	w-l	app	gs	cg	sho	sv	ip	h	r	er	bb	so	2b	3b	hr	b/avg	wp	hp	bk	sfa	sha		
40 Burkhalter, Blake	0.77	2-0	7	0	0	0/0	3	11.2	3	1	1	0	15	1	0	0	.079	0	1	0	0	0		
21 Bright, Trace	1.17	2-0	4	4	0	0/1	0	23.0	12	4	3	8	23	2	0	0	.158	3	0	0	0	0		
29 Skipper, Carson	1.32	1-0	4	0	0	0/0	0	13.2	10	3	2	3	13	4	0	1	.200	0	0	0	1	0		
45 Gonzalez, Joseph	1.72	2-0	4	4	0	0/1	0	15.2	15	3	3	5	15	1	1	0	.273	1	2	0	1	1		
18 Barnett, Mason	2.13	1-0	5	2	0	0/0	0	12.2	9	4	3	4	13	3	0	0	.200	0	0	0	1	0		
52 Armstrong, Jordan	4.15	1-1	4	3	0	0/1	0	13.0	13	6	6	5	19	3	0	1	.255	2	4	0	0	0		

46 Allsup, Chase	0.00	0-0	5	0	0	0/1	0	6.1	5	1	0	5	13	2	0	0	.208	2	1	0	0	0		
41 Armstrong, John	0.00	0-0	7	0	0	0/1	0	4.1	3	3	0	3	8	1	0	0	.200	2	0	0	1	0		
9 Granzow, Cade	0.00	0-0	4	0	0	0/1	0	3.2	3	0	0	1	4	0	0	0	.250	2	1	0	0	0		
54 Copeland, Konner	0.00	0-0	1	1	0	0/0	0	2.1	5	1	0	2	1	0	0	0	.455	0	0	0	0	0		
16 Hill, Cam	0.00	0-0	1	0	0	0/1	0	1.0	0	0	0	0	1	0	0	0	.000	0	1	0	0	0		
28 LaRue, Nate	2.45	0-0	4	0	0	0/0	0	3.2	6	1	1	2	4	0	0	1	.375	0	0	0	0	0		
34 Bosse, Ben	2.45	0-0	5	0	0	0/2	0	3.2	0	1	1	2	4	0	0	0	.000	2	0	0	0	0		
47 Sheehan, Tommy	2.53	1-0	4	2	0	0/0	1	10.2	6	3	3	7	8	1	0	1	.162	2	0	0	0	0		
57 Drabick, Tyler	3.00	1-0	3	0	0	0/1	0	3.0	1	1	1	3	6	1	0	0	.100	2	1	0	0	0		
32 Swilling, Carson	3.18	0-2	5	0	0	0/1	0	5.2	2	2	2	5	6	1	0	0	.111	0	0	0	0	0		
20 Mullins, Hayden	4.91	1-1	4	1	0	0/0	0	7.1	5	4	4	5	8	1	0	1	.200	0	2	0	0	1		
23 Carlson, Parker	7.94	1-0	4	0	0	0/0	0	5.2	7	5	5	1	8	0	0	3	.292	0	0	0	0	0		
22 Wade, Garrett	10.80	0-0	4	0	0	0/0	0	1.2	0	2	2	3	3	0	0	0	.000	1	0	0	0	0		
14 Fuller, Brooks	27.00	0-0	2	0	0	0/0	0	1.1	4	4	4	3	2	1	0	0	.500	0	0	0	0	0		
Totals	2.46	13-4	17	17	0	3/3	4	150.0	109	49	41	67	174	22	1	8	.205	19	13	0	4	2		
Opponents	7.83	4-13	17	17	0	1/1	1	139.0	172	147	121	90	139	36	3	17	.306	26	31	3	16	4		

PB - Team (1), Dyal, R. 1, Opp (7). Pickoffs - Team (4), Wyandt, J. 2, Allsup, C. 1, Mullins, H. 1. SBA/ATT - Wyandt, J. (6-7), Dyal, R. (6-6), Barnett, M. (3-3), Armstrong (2-2), Gonzalez, J. (2-2), Bright, T. (1-2), Skipper, C. (2-2), Armstrong, J (1-1), Sheehan, T. (1-1).

GAME SUMMARY



**2022 Auburn Baseball
Games Summary for Auburn (as of Mar 13, 2022)
(All games)**



Score by innings	1	2	3	4	5	6	7	8	9	EX	Total
Auburn	27	22	21	15	17	19	9	12	4	1	147
Opponents	10	6	1	5	5	8	7	4	1	2	49

Record when ...

Overall	13-4	After 6 leading	11-0
Conference	0-0 trailing	1-1
Non-Conference	13-4 tied	1-3
Home games	10-3	After 7 leading	10-1
Away games	0-0 trailing	1-2
Neutral site	3-1 tied	1-0
Day games	7-4	After 8 leading	11-1
Night games	6-0 trailing	0-2
vs Left starter	3-1 tied	1-0
vs Right starter	10-3		
1-Run games	3-2	Hit 0 home runs	6-2
2-Run games	0-1	... 1 home run	2-1
5+Run games	9-0	... 2+ home runs	5-1
Extra innings	0-2		
Shutouts	3-1	Opponent 0 home runs	10-1
	 1 home run	2-3
Scoring 0-2 runs	1-1 2+ HRs	1-0
..... 3-5 runs	2-2		
..... 6-9 runs	2-1	Made 0 errors	9-2
..... 10+ runs	8-0 1 error	4-2
	 2+ errors	0-0
Opponent 0-2 runs	9-0		
..... 3-5 runs	2-3	Opp. made 0 errors	6-2
..... 6-9 runs	2-0 1 error	3-2
..... 10+ runs	0-1 2+ errors	4-0
Scored in 1st inning	6-1	Out-hit opponent	8-2
Opp. scored in 1st	6-1	Out-hit by opponent	4-2
Scores first	7-1	Hits are tied	1-0
Opp. scores first	6-3		

Record when team scores:

Runs	0	1	2	3	4	5	6	7	8	9	10+
W-L	0-1	0-0	1-0	0-1	2-1	0-0	0-0	1-0	0-1	1-0	8-0

Record when opponent scores:

Runs	0	1	2	3	4	5	6	7	8	9	10+
W-L	3-0	5-0	1-0	2-1	0-1	0-1	0-0	2-0	0-0	0-0	0-1

Record when leading after:

Inn.	1	2	3	4	5	6	7	8
W-L	5-0	9-1	10-1	11-0	11-0	11-0	10-1	11-1

Record when trailing after:

Inn.	1	2	3	4	5	6	7	8
W-L	4-1	2-1	1-1	1-1	1-1	1-1	1-2	0-2

Record when tied after:

Inn.	1	2	3	4	5	6	7	8
W-L	4-3	2-2	2-2	1-3	1-3	1-3	1-0	1-0

Current losing streak: 1
 Longest winning streak: 7
 Longest losing streak: 1

Home attendance : 43844 (13 dates avg = 3372)
 Away attendance : 6710 (4 dates avg = 1677)
 Total attendance: 50554 (17 dates avg = 2973)

CAREER vs OLE MISS



**Individual Career History
vs Ole Miss**



Barnett, Mason

Year	avg	gp-gs	ab	r	h	2b	3b	hr	rbi	tb	slg%	bb	hbp	so	gdp	ob%	sf	sh	sb-att	po	a	e	fld%
2021	.000	0-0	0	0	0	0	0	0	0	0	.000	0	0	0	0	.000	0	0	0-0	0	0	1	.000
TOTAL	.000	0-0	0	0	0	0	0	0	0	0	.000	0	0	0	0	.000	0	0	0-0	0	0	1	.000

Year	era	w-l	app	qs	cq	sho	sv	ip	h	r	er	bb	so	2b	3b	hr	bf	bavg	wp	hbp	bk	sfa	sha
2021	12.00	0-1	1	1	0	0/0	0	3.0	5	6	4	2	4	3	0	0	18	.357	1	1	1	1	0
TOTAL	12.00	0-1	1	1	0	0/0	0	3.0	5	6	4	2	4	3	0	0	18	.357	1	1	1	1	0

Bright, Trace

Year	avg	gp-gs	ab	r	h	2b	3b	hr	rbi	tb	slg%	bb	hbp	so	gdp	ob%	sf	sh	sb-att	po	a	e	fld%
------	-----	-------	----	---	---	----	----	----	-----	----	------	----	-----	----	-----	-----	----	----	--------	----	---	---	------

Year	era	w-l	app	qs	cq	sho	sv	ip	h	r	er	bb	so	2b	3b	hr	bf	bavg	wp	hbp	bk	sfa	sha
2021	47.25	0-1	1	1	0	0/0	0	1.1	4	7	7	3	2	1	0	0	11	.500	0	0	0	0	0
TOTAL	47.25	0-1	1	1	0	0/0	0	1.1	4	7	7	3	2	1	0	0	11	.500	0	0	0	0	0

Burkhalter, Blake

Year	avg	gp-gs	ab	r	h	2b	3b	hr	rbi	tb	slg%	bb	hbp	so	gdp	ob%	sf	sh	sb-att	po	a	e	fld%
------	-----	-------	----	---	---	----	----	----	-----	----	------	----	-----	----	-----	-----	----	----	--------	----	---	---	------

Year	era	w-l	app	qs	cq	sho	sv	ip	h	r	er	bb	so	2b	3b	hr	bf	bavg	wp	hbp	bk	sfa	sha
2021	0.00	0-0	1	0	0	0/0	0	1.0	0	0	0	2	0	0	0	0	5	.000	1	0	0	0	0
TOTAL	0.00	0-0	1	0	0	0/0	0	1.0	0	0	0	2	0	0	0	0	5	.000	1	0	0	0	0

Dyal, Ryan

Year	avg	gp-gs	ab	r	h	2b	3b	hr	rbi	tb	slg%	bb	hbp	so	gdp	ob%	sf	sh	sb-att	po	a	e	fld%
------	-----	-------	----	---	---	----	----	----	-----	----	------	----	-----	----	-----	-----	----	----	--------	----	---	---	------

2021	.200	4-1	5	0	1	0	0	0	1	1	.200	2	0	1	1	.429	0	0	0-0	5	1	0	1.000
TOTAL	.200	4-1	5	0	1	0	0	0	1	1	.200	2	0	1	1	.429	0	0	0-0	5	1	0	1.000

Farquhar, Garrett

Year	avg	gp-gs	ab	r	h	2b	3b	hr	rbi	tb	slg%	bb	hbp	so	gdp	ob%	sf	sh	sb-att	po	a	e	fld%
------	-----	-------	----	---	---	----	----	----	-----	----	------	----	-----	----	-----	-----	----	----	--------	----	---	---	------

2021	.400	3-1	5	1	2	1	0	0	2	3	.600	0	0	0	1	.400	0	0	0-0	0	0	0	.000
TOTAL	.400	3-1	5	1	2	1	0	0	2	3	.600	0	0	0	1	.400	0	0	0-0	0	0	0	.000

Foster, Cole

Year	avg	gp-gs	ab	r	h	2b	3b	hr	rbi	tb	slg%	bb	hbp	so	gdp	ob%	sf	sh	sb-att	po	a	e	fld%
------	-----	-------	----	---	---	----	----	----	-----	----	------	----	-----	----	-----	-----	----	----	--------	----	---	---	------

2021	.200	2-1	5	0	1	0	0	0	0	1	.200	0	0	3	0	.200	0	0	0-0	0	1	0	1.000
TOTAL	.200	2-1	5	0	1	0	0	0	0	1	.200	0	0	3	0	.200	0	0	0-0	0	1	0	1.000

CAREER vs OLE MISS



Individual Career History vs Ole Miss

Fuller, Brooks

Year	avg	gp-gs	ab	r	h	2b	3b	hr	rbi	tb	slg%	bb	hbp	so	gdp	ob%	sf	sh	sb-att	po	a	e	fld%
2019	5.79	0-0	1	1	0	0/0	0	4.2	5	3	3	2	6	0	0	2	20	.278	1	0	0	0	0
2021	0.00	0-0	1	0	0	0/0	0	2.1	3	0	0	3	3	0	0	0	12	.333	1	0	0	0	0
TOTAL	3.86	0-0	2	1	0	0/0	0	7.0	8	3	3	5	9	0	0	2	32	.296	2	0	0	0	0

Gonzalez, Joseph

Year	era	w-l	app	gs	cg	sho	sv	ip	h	r	er	bb	so	2b	3b	hr	bf	bavg	wp	hbp	bk	sfa	sha
2021	6.75	0-1	2	0	0	0/0	0	1.1	1	1	1	0	0	0	0	1	5	.200	0	0	0	0	0
TOTAL	6.75	0-1	2	0	0	0/0	0	1.1	1	1	1	0	0	0	0	1	5	.200	0	0	0	0	0

Hall, Josh

Year	avg	gp-gs	ab	r	h	2b	3b	hr	rbi	tb	slg%	bb	hbp	so	gdp	ob%	sf	sh	sb-att	po	a	e	fld%
2021	.000	2-1	5	1	0	0	0	0	2	0	.000	0	0	4	0	.000	1	0	0-0	3	0	0	1.000
TOTAL	.000	2-1	5	1	0	0	0	0	2	0	.000	0	0	4	0	.000	1	0	0-0	3	0	0	1.000

Hill, Cam

Year	avg	gp-gs	ab	r	h	2b	3b	hr	rbi	tb	slg%	bb	hbp	so	gdp	ob%	sf	sh	sb-att	po	a	e	fld%
2021	.000	3-2	6	0	0	0	0	0	0	0	.000	0	0	1	0	.000	0	0	0-0	0	0	0	.000
TOTAL	.000	3-2	6	0	0	0	0	0	0	0	.000	0	0	1	0	.000	0	0	0-0	0	0	0	.000

Year	era	w-l	app	gs	cg	sho	sv	ip	h	r	er	bb	so	2b	3b	hr	bf	bavg	wp	hbp	bk	sfa	sha
2021	99.00	0-0	1	0	0	0/0	0	0.0	2	3	2	3	0	0	0	5	1.000	0	0	0	0	0	0
TOTAL	99.00	0-0	1	0	0	0/0	0	0.0	2	3	2	3	0	0	0	5	1.000	0	0	0	0	0	0

Howell, Kason

Year	avg	gp-gs	ab	r	h	2b	3b	hr	rbi	tb	slg%	bb	hbp	so	gdp	ob%	sf	sh	sb-att	po	a	e	fld%
2019	.083	3-3	12	1	1	0	0	0	0	1	.083	1	2	6	0	.267	0	0	0-0	9	1	0	1.000
2021	.000	4-4	10	0	0	0	0	0	0	0	.000	2	1	4	0	.231	0	0	0-0	12	0	0	1.000
TOTAL	.045	7-7	22	1	1	0	0	0	0	1	.045	3	3	10	0	.250	0	0	0-0	21	1	0	1.000

LaRue, Nate

Year	avg	gp-gs	ab	r	h	2b	3b	hr	rbi	tb	slg%	bb	hbp	so	gdp	ob%	sf	sh	sb-att	po	a	e	fld%
2021	.000	1-1	2	1	0	0	0	0	0	0	.000	1	0	0	0	.333	0	0	0-0	11	1	0	1.000
TOTAL	.000	1-1	2	1	0	0	0	0	0	0	.000	1	0	0	0	.333	0	0	0-0	11	1	0	1.000

Moore, Brody

Year	avg	gp-gs	ab	r	h	2b	3b	hr	rbi	tb	slg%	bb	hbp	so	gdp	ob%	sf	sh	sb-att	po	a	e	fld%
2021	.308	4-4	13	2	4	0	0	0	0	4	.308	1	0	3	0	.357	0	0	0-0	5	10	1	.938
TOTAL	.308	4-4	13	2	4	0	0	0	0	4	.308	1	0	3	0	.357	0	0	0-0	5	10	1	.938

CAREER vs OLE MISS



**Individual Career History
vs Ole Miss**

Skipper, Carson

Year	avg	gp-gs	ab	r	h	2b	3b	hr	rbi	tb	slg%	bb	hbp	so	gdp	ob%	sf	sh	sb-att	po	a	e	fld%
Year	era	w-l	app	gs	cq	sho	sv	ip	h	r	er	bb	so	2b	3b	hr	bf	bavg	wp	hbp	bk	sfa	sha
2021	4.91	0-0	1	0	0	0/0	0	3.2	3	2	2	1	6	0	0	1	15	.214	1	0	0	0	0
TOTAL	4.91	0-0	1	0	0	0/0	0	3.2	3	2	2	1	6	0	0	1	15	.214	1	0	0	0	0

Swilling, Carson

Year	avg	gp-gs	ab	r	h	2b	3b	hr	rbi	tb	slg%	bb	hbp	so	gdp	ob%	sf	sh	sb-att	po	a	e	fld%
Year	era	w-l	app	gs	cq	sho	sv	ip	h	r	er	bb	so	2b	3b	hr	bf	bavg	wp	hbp	bk	sfa	sha
2021	0.00	0-0	1	0	0	0/0	0	1.2	2	0	0	1	3	0	0	0	8	.286	0	0	0	0	0
TOTAL	0.00	0-0	1	0	0	0/0	0	1.2	2	0	0	1	3	0	0	0	8	.286	0	0	0	0	0

Wade, Garrett

Year	avg	gp-gs	ab	r	h	2b	3b	hr	rbi	tb	slg%	bb	hbp	so	gdp	ob%	sf	sh	sb-att	po	a	e	fld%
Year	era	w-l	app	gs	cq	sho	sv	ip	h	r	er	bb	so	2b	3b	hr	bf	bavg	wp	hbp	bk	sfa	sha
2019	.000	0-0	0	0	0	0	0	0	0	0	.000	0	0	0	0	.000	0	0	0-0	0	0	2	.000
TOTAL	.000	0-0	0	0	0	0	0	0	0	0	.000	0	0	0	0	.000	0	0	0-0	0	0	2	.000
Year	era	w-l	app	gs	cq	sho	sv	ip	h	r	er	bb	so	2b	3b	hr	bf	bavg	wp	hbp	bk	sfa	sha
2019	3.38	0-0	1	1	0	0/0	0	2.2	5	4	1	1	2	1	0	0	17	.357	0	1	0	1	0
TOTAL	3.38	0-0	1	1	0	0/0	0	2.2	5	4	1	1	2	1	0	0	17	.357	0	1	0	1	0

Ware, Bryson

Year	avg	gp-gs	ab	r	h	2b	3b	hr	rbi	tb	slg%	bb	hbp	so	gdp	ob%	sf	sh	sb-att	po	a	e	fld%
Year	era	w-l	app	gs	cq	sho	sv	ip	h	r	er	bb	so	2b	3b	hr	bf	bavg	wp	hbp	bk	sfa	sha
2021	.286	4-2	7	3	2	0	0	0	0	2	.286	1	0	4	0	.375	0	0	0-0	2	0	0	1.000
TOTAL	.286	4-2	7	3	2	0	0	0	0	2	.286	1	0	4	0	.375	0	0	0-0	2	0	0	1.000

TV/RADIO ROSTER



1 BLAKE RAMBUSCH



2 JOSH HALL



4 BRODY MOORE




5 KASON HOWELL



6 RYAN DYAL



7 COLE FOSTER



8 BRYSON WARE



9 CADE GRANZOW



11 GARRETT FARQUHAR



13 BEN SCHORR




14 BROOKS FULLER



16 CAM HILL



17 SONNY DICHIARA



18 MASON BARNETT



19 BROOKS CARLSON



20 HAYDEN MULLINS



21 TRACE BRIGHT




22 GARRETT WADE




23 PARKER CARLSON




27 BOBBY PEIRCE



28 NATE LARUE



29 CARSON SKIPPER



31 MIKE BELLO



32 CARSON SWILLING



34 BEN BOSSE



37 MASON LAND



40 BLAKE BURKHALTER




41 JOHN ARMSTRONG



43 CHASE ISBELL



44 GRANT NEWTON



45 JOSEPH GONZALEZ



46 CHASE ALLSUP



47 TOMMY SHEEHAN



50 JAKE WYANDT



51 LUKE BURK



52 JORDAN ARMSTRONG



54 KONNER COPELAND



57 TYLER DRABICK



72 BRODY MOSS



30 BUTCH THOMPSON



35 KARL NONEMAKER



39 GABE GROSS



15 TIM HUDSON