



2020-21 AUBURN MEN'S BASKETBALL

SCHEDULE/RESULTS

Overall: 6-6 • Home: 4-2 • Away: 0-3 • Neutral: 2-1
SEC: 0-4 • Home: 0-2 • Away: 0-2

DATE	OPPONENT	TIME/RESULT
Nov. 26	! vs. Saint Joseph's (FS1)	W, 96-91 (OT)
Nov. 27	! vs. #1 Gonzaga (FOX)	L, 90-67
Nov. 30	at UCF (ESPN+)	L, 63-55
Dec. 4	South Alabama (SECN)	W, 90-81
Dec. 12	% vs. Memphis (ESPN)	W, 74-71
Dec. 15	Texas Southern (SECN+)	W, 80-63
Dec. 19	Troy (SECN)	W, 77-41
Dec. 22	Appalachian State (SECN)	W, 67-53
Dec. 30	* Arkansas (ESPN2)	L, 97-85
Jan. 2	* at Texas A&M (SECN)	L, 68-66
Jan. 6	* at Ole Miss (SECN)	L, 72-61
Jan. 9	* Alabama (ESPN2)	L, 94-90
Jan. 13	* at Georgia (SECN)	6:00 pm
Jan. 16	* Kentucky (ESPN)	1:00 pm
Jan. 20	* at Arkansas (SECN)	8:00 pm
Jan. 23	* at South Carolina (ESPN/2)	11:00 am
Jan. 26	* Missouri (ESPN2)	8:00 pm
Jan. 30	^ at Baylor (ESPN/2)	1:00/3:00 pm
Feb. 2	* Georgia (SECN)	6:00 pm
Feb. 6	* Ole Miss (ESPN2)	3:00 pm
Feb. 9	* at Vanderbilt (SECN)	7:30 pm
Feb. 13	* at Kentucky (CBS)	12:00 pm
Feb. 16	* Mississippi State (ESPN)	8:00 pm
Feb. 20	* at LSU (ESPN/2)	3:00/5:00 pm
Feb. 23	* Florida (ESPN/2/U)	8:00 pm
Feb. 27	* Tennessee (ESPN/2)	11:00 am
Mar. 2	* at Alabama (ESPN/2/U)	6:00 pm

All times Central // Schedule subject to change
* - Southeastern Conference Game
! - Fort Myers Tip-Off (Fort Myers, Fla.)
% - Holiday Hoops giving (Atlanta, Ga.)
\$ - Big 12/SEC Challenge (Waco, Texas)

MATCHUP



Auburn Tigers (6-6, 0-4 SEC)

Head Coach: Bruce Pearl, 26th season (593-229), 7th season at AU (131-84)

VS



Georgia Bulldogs (7-3, 0-3 SEC)

Head Coach: Tom Crean, 21st season (390-270), 3rd season at UGA (34-39)

Date / Time _____ Jan. 13, 2021 / 6:00 pm CT
 Site / Venue _____ Athens, Ga. / Stegeman Coliseum (10,523)
 TV _____ SEC Network
 PxB _____ Roy Philpott
 Analyst _____ Mark Wise
 Radio _____ AU Sports Network / 93.9 FM / TuneIn
 PxB _____ Andy Burcham
 Analyst _____ Sonny Smith
 Host _____ Brad Law

Series History

Overall	AU leads 96-95
In Auburn	AU leads 62-24
In Athens	UGA leads 63-25
Neutral Site	AU leads 9-8
Last Meeting	UGA, 65-55 (2/19/20)
Streak	Georgia W1

» Auburn and Georgia have faced off 191 times all-time, and the Tigers lead the series 96-95. The two teams split last season's battles, each winning on their on home floor. The Tigers will aim to win three of four at Georgia for the first time since winning five in a row from 1976-1980.

» Auburn has four players from the state of Georgia on its roster in Babatunde Akingbola, Dylan Cardwell, Sharife Cooper and Jaylin Williams. JT Thor also finished his prep career at Norcross High School, but claims Anchorage, Alaska as his hometown.

» Sharife Cooper made his highly-anticipated debut vs. Alabama and had 26 points, nine assists, four rebounds and three steals in 33 minutes. His 26 points tied Eddie Johnson for the most points scored by a freshman in his first game in program history.

» Allen Flanigan has improved his scoring from 3.2 points per game last season to 14 points this season, the third-biggest improvement among SEC players. Flanigan has reached double figures in 10 of 12 games this season, including eight of the last nine contests overall.

» Auburn has the most games of 15 or more 3s since head coach Bruce Pearl took over prior to the 2014-15 season. The Tigers have 16 games of 15 or more 3s since 2014-15, while the rest of the league has 42 combined.

» Auburn lost 84.1 percent of its scoring from a season ago - the fifth-most in the country - and graduated the winningest class in program history in 2020 (99 wins).

PROBABLE AUBURN STARTERS (BASED ON LAST GAME)

Pos.	No.	Name	Ht.	Wt.	Cl.	Hometown (Last School)	PPG	RPG	APG	Blk	Stl	FG%	FT%
G	1	Jamal Johnson	6-4	195	Jr.	Birmingham, Ala. (Memphis)	10.7	2.2	0.8	1	9	.387	.692
G	2	Sharife Cooper	6-1	180	Fr.	Powder Springs, Ga. (McEachern HS)	26.0	4.0	9.0	0	3	.421	.900
F	10	JT Thor	6-10	205	Fr.	Anchorage, Alaska (Norcross HS (Ga.))	8.3	3.8	1.2	11	11	.438	.725
G	22	Allen Flanigan	6-6	215	So.	Little Rock, Ark. (Parkview Magnet HS)	14.0	5.2	3.0	4	10	.500	.732
F	23	Jaylin Williams	6-8	230	So.	Nahunta, Ga. (Brantley County HS)	10.8	4.4	2.8	13	13	.520	.500
F	4	Javon Franklin	6-7	220	Jr.	Little Rock, Ark. (Holmes CC)	0.4	1.0	0.3	3	1	.250	.000
F	5	Chris Moore	6-6	240	Fr.	West Memphis, Ark. (West Memphis HS)	2.9	2.0	0.3	2	5	.583	.667
C	13	Babatunde Akingbola	6-10	245	So.	Ogun, Nigeria (McEachern HS (Ga.))	2.8	2.3	0.3	13	5	.542	.438
G	24	Justin Powell	6-6	205	Fr.	Prospect, Ky. (North Oldham HS)	11.7	6.1	4.7	0	9	.429	.765
G	35	Devan Cambridge	6-6	215	So.	Nashville, Tenn. (Hillcrest Prep (Ariz.))	7.6	3.6	0.8	1	8	.340	.435
C	44	Dylan Cardwell	6-11	250	Fr.	Augusta, Ga. (McEachern HS)	3.5	4.3	0.6	10	4	.708	.571







PROBABLE GEORGIA STARTERS (BASED ON LAST GAME)

Pos.	No.	Name	Ht.	Wt.	Cl.	Hometown (Last School)	PPG	RPG	APG	Blk	Stl	FG%	FT%
G	2	Sahvir Wheeler	5-10	180	So.	Houston, Texas (Houston Christian HS)	13.7	3.8	7.4	0	15	.372	.730
G	5	Justin Kier	6-4	190	Gr.	Grottoes, Va. (George Mason)	11.8	4.4	3.8	0	18	.457	.737
F	10	Toumani Camara	6-8	220	So.	Brussels, Belgium (Chaminade-Madonna Prep)	14.3	7.9	1.7	9	15	.495	.600
G	14	Tye Fagan	6-3	195	Jr.	Logtown, Ga. (Upson-Lee HS)	10.2	5.5	1.3	2	4	.537	.579
F	24	P.J. Horne	6-6	230	Gr.	Tifton, Ga. (Virginia Tech)	10.5	4.3	0.4	4	10	.487	.750
G/F	3	Christian Brown	6-6	215	So.	Hopkins, S.C. (Oak Hill Academy (Va.))	6.2	3.2	0.1	3	8	.444	.692
F	4	Andrew Garcia	6-6	225	Gr.	Bergenfield, N.J. (Stony Brook)	10.6	4.9	0.7	3	8	.617	.775
G	23	Mikal Starks	6-0	185	Jr.	Miami, Fla. (Eastern Florida College)	0.6	1.0	1.0	0	3	.222	.000
F	25	Tyron McMillan	6-9	220	So.	New Orleans, La. (Kilgore College)	2.4	2.2	0.1	1	3	.471	.800

MEDIA SPOT CHART

(probable starters in orange based on last game)



	1	JAMAL JOHNSON JR » G » 6-4 » 195 » Birmingham, Ala. » Memphis • Leads the conference with 28 3-pointers on the season • Interned with 107.5 FM The Ticket in Montgomery during fall • Graduated in the fall from the School of Communication	<table border="1"> <thead> <tr> <th></th> <th>GP-GS</th> <th>PPG</th> <th>RPG</th> <th>APG</th> <th>FG%</th> <th>FT%</th> </tr> </thead> <tbody> <tr> <td>2020-20</td> <td>12-2</td> <td>10.7</td> <td>2.2</td> <td>0.8</td> <td>.380</td> <td>.696</td> </tr> <tr> <td>Career</td> <td>77-29</td> <td>6.1</td> <td>2.3</td> <td>0.7</td> <td>.359</td> <td>.694</td> </tr> </tbody> </table>		GP-GS	PPG	RPG	APG	FG%	FT%	2020-20	12-2	10.7	2.2	0.8	.380	.696	Career	77-29	6.1	2.3	0.7	.359	.694	<table border="1"> <thead> <tr> <th colspan="2">Career-Highs</th> </tr> </thead> <tbody> <tr> <td>Pts</td> <td>21</td> </tr> <tr> <td>Reb</td> <td>8 (2x)</td> </tr> <tr> <td>Ast</td> <td>3 (3x)</td> </tr> <tr> <td>Stl</td> <td>3</td> </tr> <tr> <td>Min</td> <td>40</td> </tr> </tbody> </table>	Career-Highs		Pts	21	Reb	8 (2x)	Ast	3 (3x)	Stl	3	Min	40
	GP-GS	PPG	RPG	APG	FG%	FT%																															
2020-20	12-2	10.7	2.2	0.8	.380	.696																															
Career	77-29	6.1	2.3	0.7	.359	.694																															
Career-Highs																																					
Pts	21																																				
Reb	8 (2x)																																				
Ast	3 (3x)																																				
Stl	3																																				
Min	40																																				
	2	SHARIFE COOPER FR » G » 6-1 » 180 » Powder Springs, Ga. » McEachern HS • 26 pts in debut tied for most in a freshman debut in AU history • Went 315 days between last HS game and Auburn debut vs. Alabama • 3rd McDonald's All-American at AU (F. Ford, 1983; K. Barber, 2005)	<table border="1"> <thead> <tr> <th></th> <th>GP-GS</th> <th>PPG</th> <th>RPG</th> <th>APG</th> <th>FG%</th> <th>FT%</th> </tr> </thead> <tbody> <tr> <td>2020-21</td> <td>1-1</td> <td>26.0</td> <td>4.0</td> <td>9.0</td> <td>.421</td> <td>.900</td> </tr> <tr> <td>Career</td> <td>1-1</td> <td>26.0</td> <td>4.0</td> <td>9.0</td> <td>.421</td> <td>.900</td> </tr> </tbody> </table>		GP-GS	PPG	RPG	APG	FG%	FT%	2020-21	1-1	26.0	4.0	9.0	.421	.900	Career	1-1	26.0	4.0	9.0	.421	.900	<table border="1"> <thead> <tr> <th colspan="2">Career-Highs</th> </tr> </thead> <tbody> <tr> <td>Pts</td> <td>26</td> </tr> <tr> <td>Reb</td> <td>4</td> </tr> <tr> <td>Ast</td> <td>9</td> </tr> <tr> <td>Stl</td> <td>3</td> </tr> <tr> <td>Min</td> <td>33</td> </tr> </tbody> </table>	Career-Highs		Pts	26	Reb	4	Ast	9	Stl	3	Min	33
	GP-GS	PPG	RPG	APG	FG%	FT%																															
2020-21	1-1	26.0	4.0	9.0	.421	.900																															
Career	1-1	26.0	4.0	9.0	.421	.900																															
Career-Highs																																					
Pts	26																																				
Reb	4																																				
Ast	9																																				
Stl	3																																				
Min	33																																				
	4	JAVON FRANKLIN JR » F » 6-7 » 220 » Little Rock, Ark. » Holmes CC • Seeing regular minutes after appearing in just 5 games last year • Recovered from serious leg injury suffered in final year of JUCO • 10.8 pts, 8.2 reb as a freshman at Holmes CC	<table border="1"> <thead> <tr> <th></th> <th>GP-GS</th> <th>PPG</th> <th>RPG</th> <th>BPG</th> <th>FG%</th> <th>FT%</th> </tr> </thead> <tbody> <tr> <td>2020-21</td> <td>9-0</td> <td>0.4</td> <td>1.0</td> <td>0.3</td> <td>.250</td> <td>.000</td> </tr> <tr> <td>Career</td> <td>14-0</td> <td>0.3</td> <td>0.7</td> <td>0.2</td> <td>.250</td> <td>.000</td> </tr> </tbody> </table>		GP-GS	PPG	RPG	BPG	FG%	FT%	2020-21	9-0	0.4	1.0	0.3	.250	.000	Career	14-0	0.3	0.7	0.2	.250	.000	<table border="1"> <thead> <tr> <th colspan="2">Career-Highs</th> </tr> </thead> <tbody> <tr> <td>Pts</td> <td>2 (2x)</td> </tr> <tr> <td>Reb</td> <td>4</td> </tr> <tr> <td>Ast</td> <td>2</td> </tr> <tr> <td>Blk</td> <td>1 (3x)</td> </tr> <tr> <td>Min</td> <td>10</td> </tr> </tbody> </table>	Career-Highs		Pts	2 (2x)	Reb	4	Ast	2	Blk	1 (3x)	Min	10
	GP-GS	PPG	RPG	BPG	FG%	FT%																															
2020-21	9-0	0.4	1.0	0.3	.250	.000																															
Career	14-0	0.3	0.7	0.2	.250	.000																															
Career-Highs																																					
Pts	2 (2x)																																				
Reb	4																																				
Ast	2																																				
Blk	1 (3x)																																				
Min	10																																				
	5	CHRIS MOORE FR » F » 6-6 » 240 » West Memphis, Ark. » West Memphis HS • Arkansas Player of the Year as a senior • 18.7 pts, 16.3 reb and led team to state title last season • Took dance class when he was younger	<table border="1"> <thead> <tr> <th></th> <th>GP-GS</th> <th>PPG</th> <th>RPG</th> <th>SPG</th> <th>FG%</th> <th>FT%</th> </tr> </thead> <tbody> <tr> <td>2020-21</td> <td>12-0</td> <td>2.9</td> <td>2.0</td> <td>0.4</td> <td>.583</td> <td>.667</td> </tr> <tr> <td>Career</td> <td>12-0</td> <td>2.9</td> <td>2.0</td> <td>0.4</td> <td>.583</td> <td>.667</td> </tr> </tbody> </table>		GP-GS	PPG	RPG	SPG	FG%	FT%	2020-21	12-0	2.9	2.0	0.4	.583	.667	Career	12-0	2.9	2.0	0.4	.583	.667	<table border="1"> <thead> <tr> <th colspan="2">Career-Highs</th> </tr> </thead> <tbody> <tr> <td>Pts</td> <td>8</td> </tr> <tr> <td>Reb</td> <td>6</td> </tr> <tr> <td>Ast</td> <td>2</td> </tr> <tr> <td>Stl</td> <td>3</td> </tr> <tr> <td>Min</td> <td>16 (3x)</td> </tr> </tbody> </table>	Career-Highs		Pts	8	Reb	6	Ast	2	Stl	3	Min	16 (3x)
	GP-GS	PPG	RPG	SPG	FG%	FT%																															
2020-21	12-0	2.9	2.0	0.4	.583	.667																															
Career	12-0	2.9	2.0	0.4	.583	.667																															
Career-Highs																																					
Pts	8																																				
Reb	6																																				
Ast	2																																				
Stl	3																																				
Min	16 (3x)																																				
	10	JT THOR FR » F » 6-10 » 205 » Anchorage, Alaska » Norcross HS • Added 10 lbs of muscle since arriving in the summer • Was 5-star in 2021 class, reclassified to join this season • Born in Neb., grew up in Alaska, played 2 years in W. Va. and 1 in Ga.	<table border="1"> <thead> <tr> <th></th> <th>GP-GS</th> <th>PPG</th> <th>RPG</th> <th>APG</th> <th>FG%</th> <th>FT%</th> </tr> </thead> <tbody> <tr> <td>2020-21</td> <td>12-12</td> <td>8.3</td> <td>3.8</td> <td>1.2</td> <td>.438</td> <td>.725</td> </tr> <tr> <td>Career</td> <td>12-12</td> <td>8.3</td> <td>3.8</td> <td>1.2</td> <td>.438</td> <td>.725</td> </tr> </tbody> </table>		GP-GS	PPG	RPG	APG	FG%	FT%	2020-21	12-12	8.3	3.8	1.2	.438	.725	Career	12-12	8.3	3.8	1.2	.438	.725	<table border="1"> <thead> <tr> <th colspan="2">Career-Highs</th> </tr> </thead> <tbody> <tr> <td>Pts</td> <td>15</td> </tr> <tr> <td>Reb</td> <td>9</td> </tr> <tr> <td>Ast</td> <td>4</td> </tr> <tr> <td>Blk</td> <td>4</td> </tr> <tr> <td>Min</td> <td>29</td> </tr> </tbody> </table>	Career-Highs		Pts	15	Reb	9	Ast	4	Blk	4	Min	29
	GP-GS	PPG	RPG	APG	FG%	FT%																															
2020-21	12-12	8.3	3.8	1.2	.438	.725																															
Career	12-12	8.3	3.8	1.2	.438	.725																															
Career-Highs																																					
Pts	15																																				
Reb	9																																				
Ast	4																																				
Blk	4																																				
Min	29																																				
	13	"STRETCH" AKINGBOLA SO » C » 6-10 » 245 » Ogun, Nigeria » McEachern HS • Blocked a shot in 9 of team's 12 games • Elite defender and best communicator on the team • Has 4 siblings, all sisters	<table border="1"> <thead> <tr> <th></th> <th>GP-GS</th> <th>PPG</th> <th>RPG</th> <th>BPG</th> <th>FG%</th> <th>FT%</th> </tr> </thead> <tbody> <tr> <td>2020-21</td> <td>12-0</td> <td>2.8</td> <td>2.3</td> <td>1.1</td> <td>.542</td> <td>.438</td> </tr> <tr> <td>Career</td> <td>25-0</td> <td>1.4</td> <td>1.2</td> <td>0.7</td> <td>.500</td> <td>.438</td> </tr> </tbody> </table>		GP-GS	PPG	RPG	BPG	FG%	FT%	2020-21	12-0	2.8	2.3	1.1	.542	.438	Career	25-0	1.4	1.2	0.7	.500	.438	<table border="1"> <thead> <tr> <th colspan="2">Career-Highs</th> </tr> </thead> <tbody> <tr> <td>Pts</td> <td>7</td> </tr> <tr> <td>Reb</td> <td>8</td> </tr> <tr> <td>Ast</td> <td>2</td> </tr> <tr> <td>Blk</td> <td>3 (2x)</td> </tr> <tr> <td>Min</td> <td>26</td> </tr> </tbody> </table>	Career-Highs		Pts	7	Reb	8	Ast	2	Blk	3 (2x)	Min	26
	GP-GS	PPG	RPG	BPG	FG%	FT%																															
2020-21	12-0	2.8	2.3	1.1	.542	.438																															
Career	25-0	1.4	1.2	0.7	.500	.438																															
Career-Highs																																					
Pts	7																																				
Reb	8																																				
Ast	2																																				
Blk	3 (2x)																																				
Min	26																																				
	22	ALLEN FLANIGAN SO » G » 6-6 » 215 » Little Rock, Ark. » Parkview Magnet HS • 3rd-most improved scorer in SEC from a season ago (3.2 to 14) • Added 15 lbs of muscle in the offseason • Son of assistant coach and former AU All-SEC guard Wes Flanigan	<table border="1"> <thead> <tr> <th></th> <th>GP-GS</th> <th>PPG</th> <th>RPG</th> <th>APG</th> <th>FG%</th> <th>FT%</th> </tr> </thead> <tbody> <tr> <td>2020-21</td> <td>12-12</td> <td>14.0</td> <td>5.2</td> <td>3.0</td> <td>.500</td> <td>.732</td> </tr> <tr> <td>Career</td> <td>43-15</td> <td>6.2</td> <td>3.4</td> <td>1.1</td> <td>.450</td> <td>.603</td> </tr> </tbody> </table>		GP-GS	PPG	RPG	APG	FG%	FT%	2020-21	12-12	14.0	5.2	3.0	.500	.732	Career	43-15	6.2	3.4	1.1	.450	.603	<table border="1"> <thead> <tr> <th colspan="2">Career-Highs</th> </tr> </thead> <tbody> <tr> <td>Pts</td> <td>20</td> </tr> <tr> <td>Reb</td> <td>10</td> </tr> <tr> <td>Ast</td> <td>6</td> </tr> <tr> <td>Stl</td> <td>2 (4x)</td> </tr> <tr> <td>Min</td> <td>36</td> </tr> </tbody> </table>	Career-Highs		Pts	20	Reb	10	Ast	6	Stl	2 (4x)	Min	36
	GP-GS	PPG	RPG	APG	FG%	FT%																															
2020-21	12-12	14.0	5.2	3.0	.500	.732																															
Career	43-15	6.2	3.4	1.1	.450	.603																															
Career-Highs																																					
Pts	20																																				
Reb	10																																				
Ast	6																																				
Stl	2 (4x)																																				
Min	36																																				
	23	JAYLIN WILLIAMS SO » F » 6-8 » 230 » Nahunta, Ga. » Brantley County HS • 1 of 5 underclassmen forwards in NCAA to avg. 10 pts, 4.5 reb, 2.5 ast • Double figures in 5 of last 7 games • Played football in HS and was a WR	<table border="1"> <thead> <tr> <th></th> <th>GP-GS</th> <th>PPG</th> <th>RPG</th> <th>APG</th> <th>FG%</th> <th>FT%</th> </tr> </thead> <tbody> <tr> <td>2020-21</td> <td>12-12</td> <td>10.8</td> <td>4.4</td> <td>2.8</td> <td>.520</td> <td>.500</td> </tr> <tr> <td>Career</td> <td>26-12</td> <td>6.3</td> <td>3.0</td> <td>1.5</td> <td>.524</td> <td>.556</td> </tr> </tbody> </table>		GP-GS	PPG	RPG	APG	FG%	FT%	2020-21	12-12	10.8	4.4	2.8	.520	.500	Career	26-12	6.3	3.0	1.5	.524	.556	<table border="1"> <thead> <tr> <th colspan="2">Career-Highs</th> </tr> </thead> <tbody> <tr> <td>Pts</td> <td>24</td> </tr> <tr> <td>Reb</td> <td>11</td> </tr> <tr> <td>Ast</td> <td>8</td> </tr> <tr> <td>Blk</td> <td>2 (6x)</td> </tr> <tr> <td>Min</td> <td>37</td> </tr> </tbody> </table>	Career-Highs		Pts	24	Reb	11	Ast	8	Blk	2 (6x)	Min	37
	GP-GS	PPG	RPG	APG	FG%	FT%																															
2020-21	12-12	10.8	4.4	2.8	.520	.500																															
Career	26-12	6.3	3.0	1.5	.524	.556																															
Career-Highs																																					
Pts	24																																				
Reb	11																																				
Ast	8																																				
Blk	2 (6x)																																				
Min	37																																				
	24	JUSTIN POWELL FR » G » 6-6 » 205 » Prospect, Ky. » North Oldham HS • Only freshman in NCAA to avg. 11 pts, 6 reb, 4 ast per game this year • Labeled as the top player from the state of Kentucky • Naturally left-handed, parents taught him everything right-handed	<table border="1"> <thead> <tr> <th></th> <th>GP-GS</th> <th>PPG</th> <th>RPG</th> <th>APG</th> <th>FG%</th> <th>FT%</th> </tr> </thead> <tbody> <tr> <td>2020-21</td> <td>10-7</td> <td>11.7</td> <td>6.1</td> <td>4.7</td> <td>.429</td> <td>.765</td> </tr> <tr> <td>Career</td> <td>10-7</td> <td>11.7</td> <td>6.1</td> <td>4.7</td> <td>.429</td> <td>.765</td> </tr> </tbody> </table>		GP-GS	PPG	RPG	APG	FG%	FT%	2020-21	10-7	11.7	6.1	4.7	.429	.765	Career	10-7	11.7	6.1	4.7	.429	.765	<table border="1"> <thead> <tr> <th colspan="2">Career-Highs</th> </tr> </thead> <tbody> <tr> <td>Pts</td> <td>26 (2x)</td> </tr> <tr> <td>Reb</td> <td>8 (2x)</td> </tr> <tr> <td>Ast</td> <td>9 (2x)</td> </tr> <tr> <td>Stl</td> <td>2 (3x)</td> </tr> <tr> <td>Min</td> <td>33 (2x)</td> </tr> </tbody> </table>	Career-Highs		Pts	26 (2x)	Reb	8 (2x)	Ast	9 (2x)	Stl	2 (3x)	Min	33 (2x)
	GP-GS	PPG	RPG	APG	FG%	FT%																															
2020-21	10-7	11.7	6.1	4.7	.429	.765																															
Career	10-7	11.7	6.1	4.7	.429	.765																															
Career-Highs																																					
Pts	26 (2x)																																				
Reb	8 (2x)																																				
Ast	9 (2x)																																				
Stl	2 (3x)																																				
Min	33 (2x)																																				
	35	DEVAN CAMBRIDGE SO » G » 6-6 » 215 » Nashville, Tenn. » Hillcrest Prep • Had more pts (81) thru 11 games this year than first 18 last year (78) • 26 pts vs. SC in 19-20, most by AU bench player since 2008 (Tolbert, 32) • Has 6 siblings; brother, Desmond, plays at Nevada	<table border="1"> <thead> <tr> <th></th> <th>GP-GS</th> <th>PPG</th> <th>RPG</th> <th>APG</th> <th>FG%</th> <th>FT%</th> </tr> </thead> <tbody> <tr> <td>2020-21</td> <td>12-11</td> <td>7.6</td> <td>3.6</td> <td>0.8</td> <td>.340</td> <td>.435</td> </tr> <tr> <td>Career</td> <td>44-11</td> <td>5.1</td> <td>2.7</td> <td>0.3</td> <td>.388</td> <td>.366</td> </tr> </tbody> </table>		GP-GS	PPG	RPG	APG	FG%	FT%	2020-21	12-11	7.6	3.6	0.8	.340	.435	Career	44-11	5.1	2.7	0.3	.388	.366	<table border="1"> <thead> <tr> <th colspan="2">Career-Highs</th> </tr> </thead> <tbody> <tr> <td>Pts</td> <td>26</td> </tr> <tr> <td>Reb</td> <td>10</td> </tr> <tr> <td>Ast</td> <td>2 (3x)</td> </tr> <tr> <td>Stl</td> <td>3</td> </tr> <tr> <td>Min</td> <td>32</td> </tr> </tbody> </table>	Career-Highs		Pts	26	Reb	10	Ast	2 (3x)	Stl	3	Min	32
	GP-GS	PPG	RPG	APG	FG%	FT%																															
2020-21	12-11	7.6	3.6	0.8	.340	.435																															
Career	44-11	5.1	2.7	0.3	.388	.366																															
Career-Highs																																					
Pts	26																																				
Reb	10																																				
Ast	2 (3x)																																				
Stl	3																																				
Min	32																																				
	44	DYLAN CARDWELL FR » C » 6-11 » 250 » Augusta, Ga. » McEachern HS • First game of season was his first competitive game in over 500 days • Played 2 seasons at Oak Hill Academy, transferred to McEachern HS • Plays hip-hop songs on the piano	<table border="1"> <thead> <tr> <th></th> <th>GP-GS</th> <th>PPG</th> <th>RPG</th> <th>BPG</th> <th>FG%</th> <th>FT%</th> </tr> </thead> <tbody> <tr> <td>2020-21</td> <td>12-0</td> <td>3.5</td> <td>4.3</td> <td>0.8</td> <td>.708</td> <td>.571</td> </tr> <tr> <td>Career</td> <td>12-0</td> <td>3.5</td> <td>4.3</td> <td>0.8</td> <td>.708</td> <td>.571</td> </tr> </tbody> </table>		GP-GS	PPG	RPG	BPG	FG%	FT%	2020-21	12-0	3.5	4.3	0.8	.708	.571	Career	12-0	3.5	4.3	0.8	.708	.571	<table border="1"> <thead> <tr> <th colspan="2">Career-Highs</th> </tr> </thead> <tbody> <tr> <td>Pts</td> <td>8</td> </tr> <tr> <td>Reb</td> <td>7</td> </tr> <tr> <td>Ast</td> <td>3</td> </tr> <tr> <td>Blk</td> <td>2 (3x)</td> </tr> <tr> <td>Min</td> <td>26</td> </tr> </tbody> </table>	Career-Highs		Pts	8	Reb	7	Ast	3	Blk	2 (3x)	Min	26
	GP-GS	PPG	RPG	BPG	FG%	FT%																															
2020-21	12-0	3.5	4.3	0.8	.708	.571																															
Career	12-0	3.5	4.3	0.8	.708	.571																															
Career-Highs																																					
Pts	8																																				
Reb	7																																				
Ast	3																																				
Blk	2 (3x)																																				
Min	26																																				

2020-21 NUMERICAL ROSTER

No.	Name	Pos.	Ht.	Wt.	Cl.	Hometown (Last School)
1	Jamal Johnson	G	6-4	195	Jr.	Birmingham, Ala. (Memphis)
2	Sharife Cooper	G	6-1	180	Fr.	Powder Springs, Ga. (McEachern HS)
4	Javon Franklin	F	6-7	220	Jr.	Little Rock, Ark. (Holmes CC)
5	Chris Moore	F	6-6	240	Fr.	West Memphis, Ark. (West Memphis HS)
10	JT Thor	F	6-10	205	Fr.	Anchorage, Alaska (Norcross HS (Ga.))
12	Lior Berman	G	6-4	215	So.	Birmingham, Ala. (Mountain Brook HS)
13	Babatunde Akingbola	C	6-10	245	So.	Ogun, Nigeria (McEachern HS (Ga.))
14	Preston Cook	G	6-4	205	Jr.	Auburn, Ala. (Auburn HS)
20	Carter Sobera	G	6-5	187	Fr.	Birmingham, Ala. (Mountain Brook HS)
21	Ty Cressman	F	6-7	244	So.	Greensboro, N.C. (Bishop McGuinness HS)
22	Allen Flanigan	G	6-6	215	So.	Little Rock, Ark. (Parkview Magnet HS)
23	Jaylin Williams	F	6-8	230	So.	Nahunta, Ga. (Brantley County HS)
24	Justin Powell	G	6-6	205	Fr.	Prospect, Ky. (North Oldham HS)
25	Chandler Leopard	G	6-3	195	So.	Athens, Ala. (Athens HS)
33	Chase Maasdorp	G	6-0	175	R-So.	Lakewood Ranch, Fla. (The Out-of-Door Academy)
35	Devan Cambridge	G	6-6	215	So.	Nashville, Tenn. (Hillcrest Prep (Ariz.))
44	Dylan Cardwell	C	6-11	250	Fr.	Augusta, Ga. (McEachern HS)

Head Coach: Bruce Pearl (7th season)**Assistant Coach:** Ira Bowman (3rd season)**Assistant Coach:** Wes Flanigan (3rd season)**Assistant Coach:** Steven Pearl (7th season)**Director of Operations:** Chad Prewett (7th season)**Assistant Director of Operations:** Mike Burgomaster (5th season)**Athletic Trainer:** Clark Pearson (12th season)**Strength & Conditioning Coach:** Damon Davis (12th season)**Director of Player Development:** Marquis Daniels (3rd season)**Video Coordinator:** Ian Borders (3rd season)

2020-21 ALPHABETICAL ROSTER

No.	Name	Pos.	Ht.	Wt.	Cl.	Hometown (Last School)
13	Babatunde Akingbola	C	6-10	245	So.	Ogun, Nigeria (McEachern HS (Ga.))
12	Lior Berman	G	6-4	215	So.	Birmingham, Ala. (Mountain Brook HS)
35	Devan Cambridge	G	6-6	215	So.	Nashville, Tenn. (Hillcrest Prep (Ariz.))
44	Dylan Cardwell	C	6-11	250	Fr.	Augusta, Ga. (McEachern HS)
14	Preston Cook	G	6-4	205	Jr.	Auburn, Ala. (Auburn HS)
2	Sharife Cooper	G	6-1	180	Fr.	Powder Springs, Ga. (McEachern HS)
21	Ty Cressman	F	6-7	244	So.	Greensboro, N.C. (Bishop McGuinness HS)
22	Allen Flanigan	G	6-6	215	So.	Little Rock, Ark. (Parkview Magnet HS)
4	Javon Franklin	F	6-7	220	Jr.	Little Rock, Ark. (Holmes CC)
1	Jamal Johnson	G	6-4	195	Jr.	Birmingham, Ala. (Memphis)
25	Chandler Leopard	G	6-3	195	So.	Athens, Ala. (Athens HS)
33	Chase Maasdorp	G	6-0	175	R-So.	Lakewood Ranch, Fla. (The Out-of-Door Academy)
5	Chris Moore	F	6-6	240	Fr.	West Memphis, Ark. (West Memphis HS)
24	Justin Powell	G	6-6	205	Fr.	Prospect, Ky. (North Oldham HS)
20	Carter Sobera	G	6-5	187	Fr.	Birmingham, Ala. (Mountain Brook HS)
10	JT Thor	F	6-10	205	Fr.	Anchorage, Alaska (Norcross HS (Ga.))
23	Jaylin Williams	F	6-8	230	So.	Nahunta, Ga. (Brantley County HS)

ROSTER BY CLASS

Freshmen (6) - Dylan Cardwell, Sharife Cooper, Chris Moore, Justin Powell, Carter Sobera, JT Thor**Sophomores (8)** - Babatunde Akingbola, Lior Berman, Devan Cambridge, Ty Cressman, Allen Flanigan, Chandler Leopard, Chase Maasdorp, Jaylin Williams**Juniors (3)** - Preston Cook, Javon Franklin, Jamal Johnson**Seniors (0)**

PRONUNCIATION GUIDE

BABATUNDE AKINGBOLA

bah-bah-TOON-day AH-king-boh-luh

LIOR Berman LEE-ohr**DEVAN** Cambridge DEV-in**SHARIFE** Cooper SHUH-reef**JAVON** Franklin JAY-vahn

QUICK FACTS

UNIVERSITY INFORMATION

Location _____ Auburn, Ala.
 Founded _____ 1856
 Enrollment _____ 30,700
 Nickname _____ Tigers
 Colors _____ Burnt Orange and Navy Blue
 Conference _____ Southeastern (SEC)

ADMINISTRATION

President _____ Dr. Jay Gogue
 Director of Athletics _____ Allen Greene
 Athletics Phone _____ 855-282-2010

BASKETBALL STAFF INFORMATION

Head Coach _____ Bruce Pearl
 Alma Mater _____ Boston College '82
 Career Record _____ 593-229 (.721)
 Seasons _____ 25
 Record at Auburn _____ 131-84 (.609)
 Seasons _____ 6
 Assistant Coach _____ Ira Bowman
 Alma Mater _____ Penn '96
 Assistant Coach _____ Wes Flanigan
 Alma Mater _____ Auburn '97
 Assistant Coach _____ Steven Pearl
 Alma Mater _____ Tennessee '10
 Director of Operations _____ Chad Prewett
 Alma Mater _____ Troy State '94
 Assistant Director of Ops _____ Mike Burgomaster
 Alma Mater _____ Miami '16
 Athletic Trainer _____ Clark Pearson
 Alma Mater _____ Kentucky '96
 Strength & Conditioning Coach _____ Damon Davis
 Alma Mater _____ Western Illinois '03
 Director of Player Development _____ Marquis Daniels
 Alma Mater _____ Auburn '03
 Video Coordinator _____ Ian Borders
 Alma Mater _____ Louisville '07

PROGRAM INFORMATION

First Year of Basketball _____ 1905-06
 All-Time Record _____ 1383-1202-1 (.535)
 All-Time SEC Record _____ 611-745 (.451)
 SEC Championships _____ 3 (1960, 1999, 2018)
 SEC Tournament Titles _____ 2 (1985, 2019)
 NCAA Tournament Appearances _____ 10
 NCAA Tournament Record _____ 17-10
 All-Americans _____ 13
 All-SEC Selections _____ 93

TEAM INFORMATION

2019-20 Record _____ 26-5
 SEC Record / Finish _____ 12-6 / 2nd
 Home / Away / Neutral _____ 16-1 / 5-5 / 4-0
 Associated Press Final Ranking _____ 20
 USA Today Final Ranking _____ 20
 Letterwinners Returning / Lost _____ 10 / 8
 Starters Returning / Lost _____ 0 / 5
 Newcomers _____ 8

ATHLETICS COMMUNICATIONS

Associate AD _____ Kirk Sampson
 Associate Director (MBB Contact) _____ Cody Voga
 Cell _____ 334-750-9023
 Email _____ voga@auburn.edu

SOCIAL MEDIA

@AuburnMBB _____ #WarEagle

BRUCE PEARL

Head Coach
7th year at Auburn • 131-84
26th year overall • 593-229



- 7 National Coach of the Year Awards, 2006 Basketball Times, CBSsportsline, Sporting News National Coach of the Year

- 2006 & 2008 AP SEC Coach of the Year, 2008 SEC Co-Coach of the Year

- 2008 Rupp Cup Co-winner

- Has advanced to postseason play in 20 of 25 years as a head coach. Following a second-place finish in the SEC with a 25-6 record, including 12-6 in league play, that would be 21 of 25 had the postseason not been canceled due to COVID

- Set single-season wins records at four different schools (29 at Southern Indiana in 1995; 26 at Wisconsin-Milwaukee in 2005; 31 at Tennessee in 2008; 30 at Auburn in 2019)

- Pearl has achieved a top-5 national ranking at Southern Indiana, Tennessee and Auburn. He has been in the top five in 10 seasons (1994-2001 at Southern Indiana, 2007-08 at Tennessee, 2019-20 at Auburn)

- Bruce Pearl's teams have led their conference in scoring 17 of the 25 years that he has been a head coach. His squads were the SEC's scoring champion in four of his six seasons at Tennessee, averaging 77.4 ppg while allowing 70.5 ppg

- One of 12 coaches to lead three different DI programs to the Sweet 16, joining Rick Barnes, Gene Bartow, John Calipari, Lon Kruger, Frank McGuire, Ralph Miller, Rick Pitino, Bill Self, Tubby Smith, Eddie Sutton and Bruce Weber. Including his stint at DII Southern Indiana, Pearl is one of only three coaches to take four programs (with three at the DI level) to the Sweet 16, joining Lon Kruger and Eddie Sutton

- With the win over Kentucky that sent Auburn to its first Final Four in program history, Pearl notched his 100th win as head coach of the Tigers. He is the first coach in Auburn history to have 100 wins in his first five seasons

- Bruce Pearl is the 11th coach in SEC history to win four conference crowns (overall or division) in a 10-year span. He is on the same list as Adolph Rupp (UK), Babe McCarthy (MSU), Billy Donovan (UF), Dale Brown (LSU), Joe Hall (UK), John Calipari (UK), Nolan Richardson (ARK), Rick Pitino (UK), Rick Stansbury (MSU) and Tubby Smith (UK)

- Auburn sold out of season tickets for the sixth straight time in 2019-20, all under Pearl, to continue the school record streak. Prior to Pearl, the only other time the Tigers sold out of season tickets came was 1999-2000

- In 25 full years as a head coach, Bruce Pearl's teams have finished either first or second in conference play 17 times

- At the Division I level, Pearl's teams have topped the 100-point mark 20 times, including a high of 124 in 2009 as well as 121 in the 2007 NCAA Tournament. In his second year as a coach at Southern Indiana the team averaged 101.7 ppg

- In the past four seasons, Auburn has the best non-conference record in the SEC during the regular season at 47-5 (.904), while scheduling regular NCAA Tournament teams in Arizona, Davidson, Dayton, Duke, Iowa State, Middle Tennessee, Murray State, Oklahoma, Texas Tech, UConn and Xavier

HEAD COACHING RECORD

Year	School	Record	Postseason
1992-93	Southern Indiana	22-7	NCAA Region 3rd Place
1993-94	Southern Indiana	28-4	NCAA Runner-Up
1994-95	Southern Indiana	29-4	NCAA Champions
1995-96	Southern Indiana	25-4	NCAA Sweet 16
1996-97	Southern Indiana	23-5	NCAA First Round
1997-98	Southern Indiana	27-6	NCAA Sweet 16
1998-99	Southern Indiana	26-6	NCAA Sweet 16
1999-00	Southern Indiana	25-6	NCAA Sweet 16
2000-01	Southern Indiana	26-4	NCAA First Round
Total		231-46	
2001-02	Milwaukee	16-13	-
2002-03	Milwaukee	24-8	NCAA First Round
2003-04	Milwaukee	20-11	NIT First Round
2004-05	Milwaukee	26-6	NCAA Sweet 16
Total		86-38	
2005-06	Tennessee	22-8	NCAA Second Round
2006-07	Tennessee	24-11	NCAA Sweet 16
2007-08	Tennessee	31-5	NCAA Sweet 16
2008-09	Tennessee	21-13	NCAA First Round
2009-10	Tennessee	28-9	NCAA Elite Eight
2010-11	Tennessee	19-15	-
Total		145-61	
2014-15	Auburn	15-20	-
2015-16	Auburn	11-20	-
2016-17	Auburn	18-14	-
2017-18	Auburn	26-8	NCAA Second Round
2018-19	Auburn	30-10	NCAA Final Four
2019-20	Auburn	25-6	(Canceled)
2020-21	Auburn	6-6	-
Total		131-84	
Career		593-229	

- His teams have been just as successful off the court as Auburn has had 29 graduates in six years – the most in the SEC. In 2018, Auburn received an Academic Progress Rate Public Recognition Award marking the first time the Tigers have been honored since the award began tracking data in 2004. The NCAA annually honors teams earning multiyear Academic Progress Rates in the top 10 percent of all squads in each sport

- Auburn recently secured its fourth perfect APR score of 1,000 in mid-May, something that has never been accomplished in program history

- In the past five years, Auburn men's basketball has averaged an APR of 995 (out of 1,000). In the previous four seasons before Pearl and his staff arrived, Auburn's APR average score was 940

- Pearl started AUTLIVE at Auburn in 2015-16 to benefit cancer patients in the fight to beat cancer. AUTLIVE raises the awareness of cancer prevention and detection while t-shirt sales and donations raise money to benefit cancer patients. He initiated the OUTLIVE program in 2009 at Tennessee in recognition of former Vol Chris Lofton, who beat testicular cancer through early diagnosis and treatment and went on to play the entire 2007-08 season while recovering from his battle with the disease

- On Dec. 19, 2019, Children's Harbor in Birmingham, Ala. dedicated their on-site basketball court in honor of the charitable work done by Coach Pearl and the Pearl family over the last six years.

- Bruce Pearl has raised over \$1.2 million in only six golf tournaments at Auburn. Pearl and his wife, Brandy, have remarkably raised \$770,000 in the last three years benefitting Children's Harbor in Birmingham through the Bruce Pearl Fore the Children Golf Classic. The mission of Children's Harbor is to help children with serious illness and their families

- The Bruce Pearl Family Foundation in conjunction with L5 Foundation, an organization dedicated to addressing the essential and basic needs of cancer patients, donated \$20,000 to five charities in a ceremony in Knoxville in August 2015

- The Pearl family announced on Feb. 27, 2007, a \$100,000 donation to endow a scholarship in the name of former Tennessee player Dane Bradshaw. The Dane Bradshaw Athletic Scholarship Endowment is awarded to the male or female student-athlete at UT who best epitomizes the characteristics of the 2006-07 senior captain

TOP PERFORMANCES UNDER PEARL AT AUBURN

MOST POINTS TEAM

- 119, vs. Northwestern State (Nov. 27, 2015)
119, vs. Winthrop (Nov. 24, 2017)
- 117, vs. Coastal Carolina (Dec. 15, 2016)
- 116, vs. CSUN (Nov. 15, 2019)
- 105, vs. Louisiana (Nov. 21, 2014)

MOST POINTS INDIVIDUAL

- 34, Bryce Brown vs. Dayton (Dec. 8, 2018)
- 33, Samir Doughty vs. CSUN (Nov. 15, 2019)
- 32, Samir Doughty at Tennessee (Mar. 7, 2020)
- 31, Bryce Brown vs. Norfolk State (Nov. 10, 2017)
31, Mustapha Heron vs. Winthrop (Nov. 24, 2017)
31, Jared Harper at UAB (Dec. 15, 2018)

MOST REBOUNDS TEAM

- 66, vs. Mississippi College (Nov. 14, 2018)
- 60, vs. Alabama (Feb. 12, 2020)
- 56, vs. Saint Joseph's (Nov. 26, 2020)**
- 52, vs. Gardner-Webb (Dec. 6, 2017)
52, vs. CSUN (Nov. 15, 2019)

MOST REBOUNDS INDIVIDUAL

- 19, Cinmeon Bowers at Middle Tennessee (Dec. 12, 2015)
- 18, Cinmeon Bowers vs. Alabama (Jan. 19, 2016)
18, Cinmeon Bowers vs. Ole Miss (Feb. 20, 2016)
- 17, Cinmeon Bowers vs. Milwaukee (Nov. 14, 2014)
17, Cinmeon Bowers vs. Winthrop (Dec. 17, 2014)
17, Cinmeon Bowers vs. Mississippi State (Jan. 21, 2015)
17, Horace Spencer vs. Mississippi College (Nov. 14, 2018)
17, Austin Wiley vs. Alabama (Feb. 12, 2020)

MOST 3-POINTERS TEAM

- 22, vs. South Alabama (Dec. 4, 2020)**
- 21, vs. Coastal Carolina (Dec. 15, 2016)
- 18, vs. South Alabama (Nov. 6, 2018)
18, vs. LSU (Feb. 8, 2020)
- 17, vs. Northwestern State (Nov. 27, 2015)
17, vs. Vanderbilt (Feb. 3, 2018)
17, vs. Arkansas (Feb. 20, 2019)
17, vs. North Carolina (Mar. 29, 2019)
17, vs. CSUN (Nov. 15, 2019)

MOST 3-POINTERS INDIVIDUAL

- 9, Bryce Brown at Arkansas (Feb. 17, 2016)
- 8, Kareem Canty at Middle Tennessee (Dec. 12, 2015)
8, Bryce Brown vs. South Carolina (Mar. 3, 2018)
8, Samir Doughty at Tennessee (Mar. 7, 2020)
- 7, KT Harrell vs. Coastal Carolina (Dec. 5, 2014)
7, Bryce Brown at Ole Miss (Jan. 9, 2019)
7, Bryce Brown vs. Kansas (Mar. 23, 2019)
7, Justin Powell vs. South Alabama (Dec. 4, 2020)

MOST FT MADE TEAM

- 33, vs. Kentucky (Feb. 1, 2020)
- 31, vs. Arkansas (Feb. 10, 2015)
31, at Arkansas - Feb. 27, 2018)
- 30, at South Carolina (Feb. 17, 2018)
30, at Missouri (Feb. 15, 2020)

MOST FT MADE INDIVIDUAL

- 15, KT Harrell vs. Georgia (Mar. 3, 2015)
15, Jared Harper at UAB (Dec. 15, 2018)
- 14, Jared Harper vs. Ole Miss (Jan. 7, 2017)
14, Samir Doughty vs. Kentucky (Feb. 1, 2020)
- 12, Desean Murray vs. Ole Miss (Jan. 9, 2018)
12, Jared Harper vs. South Carolina (Mar. 15, 2019)

MOST FT ATTEMPTED TEAM

- 46, at Missouri (Feb. 15, 2020)
- 44, vs. Kentucky (Feb. 1, 2020)
- 43, vs. Saint Joseph's (Nov. 26, 2020)**
- 42, vs. Eastern Kentucky (Nov. 17, 2016)
42, vs. Alabama (Jan. 21, 2017)

MOST FT ATTEMPTED INDIVIDUAL

- 18, Cinmeon Bowers vs. Missouri (Jan. 10, 2015)
18, KT Harrell vs. LSU (Mar. 13, 2015)
18, Austin Wiley vs. Alabama (Jan. 21, 2017)
- 17, Jared Harper vs. Ole Miss (Jan. 7, 2017)
- 16, Cinmeon Bowers vs. LSU (Feb. 2, 2016)
16, Jared Harper at UAB (Dec. 15, 2018)

MOST ASSISTS TEAM

- 27, vs. CSUN (Nov. 15, 2019)
- 25, vs. Saint Peter's (Nov. 28, 2018)
- 24, vs. South Alabama (Nov. 6, 2018)
24, vs. South Alabama (Dec. 4, 2020)
- 23, vs. Northwestern State (Nov. 27, 2015)
23, vs. USC Upstate (Nov. 29, 2016)
23, at TCU (Jan. 28, 2017)
23, vs. North Florida (Dec. 29, 2018)

MOST ASSISTS INDIVIDUAL

- 16, J'Von McCormick vs. CSUN (Nov. 15, 2019)
- 14, Jared Harper vs. Vanderbilt (Feb. 3, 2018)
- 13, Jared Harper vs. South Alabama (Nov. 6, 2018)
- 13, Jared Harper vs. North Carolina (Mar. 29, 2019)
- 10, Kareem Canty vs. Northwestern State (Nov. 27, 2015)
10, Jared Harper vs. Gardner-Webb (Dec. 6, 2017)
10, Jared Harper vs. Murray State (Dec. 22, 2018)
10, Jared Harper vs. North Florida (Dec. 29, 2018)
10, J'Von McCormick vs. Texas A&M (Mar. 4, 2020)

MOST STEALS TEAM

- 20, vs. North Florida (Dec. 29, 2018)
- 18, vs. Tennessee (Feb. 22, 2020)
- 16, vs. Saint Peter's (Nov. 28, 2018)
- 14, vs. Georgia (Jan. 20, 2018)
14, vs. Alabama (Feb. 21, 2018)
14, vs. Mississippi College (Nov. 14, 2018)
14, vs. Florida (Mar. 16, 2019)
14, vs. Tennessee (Mar. 17, 2019)
14, vs. New Mexico (Nov. 25, 2019)

MOST STEALS INDIVIDUAL

- 5, K.C. Ross-Miller vs. Oregon State (Nov. 26, 2014)
5, K.C. Ross-Miller vs. Middle Tennessee (Dec. 29, 2014)
5, Antoine Mason at LSU (Feb. 5, 2015)
5, Malik Dunbar vs. UNC Asheville (Dec. 4, 2018)
5, Chuma Okeke vs. Murray State (Dec. 22, 2018)
5, Chuma Okeke vs. North Florida (Dec. 29, 2018)
5, J'Von McCormick vs. Tennessee (Feb. 22, 2020)

MOST BLOCKS TEAM

- 12, at Missouri (Jan. 10, 2017)
12, vs. UNC Asheville (Dec. 4, 2018)
- 11, vs. Boston College (Dec. 12, 2016)
11, vs. CSUN (Nov. 15, 2019)
- 10, vs. Gardner-Webb (Dec. 6, 2017)
10, at Murray St. (Dec. 19, 2017)
10, vs. Cornell (Dec. 30, 2017)
10, vs. Alabama (Jan. 9, 2021)

MOST BLOCKS INDIVIDUAL

- 7, Horace Spencer at Arkansas (Feb. 17, 2016)
- 6, Horace Spencer vs. Oklahoma State (Jan. 30, 2016)
6, Horace Spencer vs. Boston College (Dec. 12, 2016)
6, Anfernee McLemore vs. Gardner-Webb (Dec. 6, 2017)
6, Anfernee McLemore at Missouri (Jan. 24, 2018)
6, Anfernee McLemore vs. Lehigh (Dec. 21, 2019)

AUBURN VS. GEORGIA SERIES

» Auburn and Georgia are set for the 192nd all-time meeting between the programs. The Bulldogs are the most common opponent in the 114-year history of Auburn basketball. The Tigers hold a slight edge in the series at 96-95.

» Georgia leads the series 63-25 in games played at home, but Auburn has won two of the last three at Stegeman Coliseum. The Tigers will aim to win three of four at Georgia for the first time since winning five in a row from 1976-1980.

» Two teams split the annual home-and-home series last season, each holding serve on their home courts. The Tigers won 82-60 inside Auburn Arena behind a team-best 17 points from Samir Doughty and 34 bench points that saw 12 from Allen Flanigan, six from Jamal Johnson and four from Jaylin Williams.

» J'Von McCormick's 22 points weren't enough on the road as the Tigers, without Isaac Okoro due to injury, fell to the Bulldogs at Stegeman Coliseum, 65-55.

» Head coach Bruce Pearl is 17-8 against Georgia as a head coach, including a 7-5 mark at Auburn, 10-2 at Tennessee and 0-1 at Milwaukee.

PLUCKED FROM THE PEACH STATE

» Auburn has four players from the state of Georgia on its roster in Babatunde Akingbola, Dylan Cardwell, Sharife Cooper and Jaylin Williams. JT Thor also finished his prep career at Norcross High School, but claims Anchorage, Alaska as his hometown.

» In total, the Tigers have signed 11 players from the Peach State under Coach Pearl. According to ESPN.com's rankings, Auburn has signed six top-100 players from the state of Georgia including Cooper (19), Isaac Okoro (40), Chuma Okeke (50) and Jabari Smith, who is a consensus top-five player in the 2021 class.

» Auburn has signed at least one player from Georgia in every recruiting class under Pearl, including one of the greatest backcourts in program history in Bryce Brown and Jared Harper.

PLAYER TO WATCH: JT THOR

JT Thor is coming off his best game in his young career after posting 15 points, nine rebounds, four blocks, three steals and two assists vs. Alabama last Saturday. Over his last three games, Thor is averaging 11.3 points on 50 percent from the floor (12 of 24) and 6.3 boards per contest. The Anchorage, Alaska native has reached double figures five times on the season.



A DEBUT TO REMEMBER

» Sharife Cooper made his highly-anticipated debut in an Auburn uniform vs. Alabama, and it will go down as one of the best debuts by a freshman in program history.

» The consensus 5-star signee had 26 points, nine assists, four rebounds and three steals in 33 minutes for the Tigers.

» Cooper's 26 points tied Eddie Johnson for the most points scored by a freshman in his first game in program history. Johnson had 26 points vs. Clemson on Nov. 30, 2973. Cooper is one of three freshmen in the Auburn record books to score at least 20 points in their debut, joining Johnson and Jay Heard, who had 20 points vs. Southeastern Louisiana on Nov. 13, 1998.

» Listed below are some of the best freshman debuts in program history.

Player	Year	Opp.	Stats
Eddie Johnson	1973	Clemson	26p/8r
Wesley Person	1990	Texas So.	14p/7r
Scott Pohlman	1997	Temple	14p/3r
Jay Heard	1998	SE Louisiana	20p/5r
David Hamilton	1998	SE Louisiana	11p/10r
Marquis Daniels	1999	PR-Mayaguez	16p/6r
Toney Douglas	2004	Temple	15p/9r
Justin Powell	2020	Saint Joe's	17p/7r
Sharife Cooper	2020	Alabama	26p/9a

» In addition, Cooper matched Justin Powell and Eddie Johnson for the most points scored by a freshman in their first home game. Cooper's nine dimes tied Powell for the record in a home debut by a freshman in program history.

» For his efforts, Cooper was named the SEC Freshman of the Week after competing in his first competitive basketball game in 315 days.

JOHNSON LEADING BY EXAMPLE

» As one of just two upperclassmen on the roster, junior Jamal Johnson has stepped up and provided a spark off the bench for the Tigers this season.

TALE OF THE TAPE



Scoring Offense	75.7	80.2
Scoring Defense	73.7	72.9
Scoring Margin	+2.0	+7.3
FG Pct.	.446	.465
FG Pct. Defense	.434	.424
3-pt. FG Pct.	.340	.305
3-pt. FG Pct. Defense	.301	.327
FT Pct.	.647	.704
Rebounds Per Game	38.4	42.1
Opp. Rebounds Per Game	34.3	34.7
Rebound Margin	+4.1	+7.4
Assists Per Game	15.4	15.8
Turnovers Per Game	17.2	18.1
Opp. Turnovers Per Game	14.7	17.8
Turnover Margin	-2.5	-0.3
Assist/Turnover Ratio	0.9	0.9
Steals Per Game	6.9	8.7
Blocks Per Game	4.9	2.5

LAST 10/SERIES HISTORY

Date	H/A/N	Result
Feb. 6, 2016	A	L, 65-55
Feb. 24, 2016	H	W, 84-81
Dec. 29, 2016	H	L, 96-84
Mar. 1, 2017	A	L, 79-78
Jan. 20, 2018	H	W, 79-65
Feb. 10, 2018	A	W, 78-61
Jan. 12, 2019	H	W, 93-78
Feb. 27, 2019	A	W, 78-75
Jan. 11, 2020	H	W, 82-60
Feb. 19, 2020	A	L, 65-55

All Games: Auburn leads 96-95
 All Games at Auburn: Auburn leads 62-24
 All Games at Auburn Arena: Auburn leads 6-2
 All Games at BEMC: Auburn leads 22-11
 All Games at Georgia: Georgia leads 63-25
 All Games at Stegeman Col.: Georgia leads 29-14
 Bruce Pearl vs. Georgia: 17-8
 Tom Crean vs. Auburn: 1-3
 All Games at Neutral Sites: Auburn leads 9-8
 SEC Tournament Games: Georgia leads 5-3
 Current Series Streak: 1 by Georgia
 Longest Auburn Streak: 13 ('48-'49/'53-'54)
 Longest Georgia Streak: 9 ('10-'11/'16-'17)

» Johnson is 15th in the SEC in scoring at 15.5 points per game in league action. He has produced back-to-back 20-point outings with a career-best 21 vs. Arkansas and 20 at Texas A&M.

» Johnson is the first Auburn player to have consecutive 20-point games off the bench since Rasheem Barrett, who scored 28 vs. Jacksonville State on Dec. 31, 2005 and 21 vs. Southern Miss on Jan. 4, 2006.

» Johnson is one of just seven players in the nation to tout multiple games of at least 20 points off the bench so far this season. He is joined by JD Notae (Arkansas), Trey Diggs (Bowling Green), Landers Nolley (Memphis), Quincy Olivari (Rice), Myron Gordon (Samford) and Emanuel Miller (Texas A&M).

» Against Ole Miss, Johnson earned his first start as an Auburn Tiger and his first since playing Cincinnati in the American Athletic Conference Tournament semifinals on March 10, 2018 as a member of the Memphis Tigers.

» Following an internship in the fall with 107.5 The Ticket, an ESPN affiliated radio station in Montgomery, Johnson earned bachelor's degree from the School of Communication and proudly wears an SEC Graduate patch. Johnson is now working towards a master's degree from the School of Communication.

FLANIGAN ONE OF SEC'S MOST IMPROVED

» With the departure of the five seniors and Isaac Okoro, who went No. 5 in the 2020 NBA Draft, there was plenty of opportunity for those that returned. Enter: Allen Flanigan. The Little Rock, Ark. native is Auburn's leading scorer at 14 points per game after averaging just 3.2 points per contest a season ago. Below is chart of the most improved players in the SEC, which also includes Jaylin Williams.

Player	20-21	19-20	Diff.
Iverson Molinar (MS)	19.2	5.9	+13.3
Emanuel Miller (AM)	17.3	6.4	+10.9
Allen Flanigan (AU)	14.0	3.2	+10.8
D.J. Stewart Jr. (MS)	18.6	8.5	+10.1
Scottie Pippen Jr. (VU)	21.6	12.0	+9.6
Jahvon Quinerly (UA)	13.0	3.2*	+9.8
Tolu Smith (MS)	13.2	3.3*	+9.9
Jaylin Williams (AU)	10.8	2.4	+8.4
Tre Mann (UF)	13.6	5.3	+8.3

*2018-19 season (sat out 2019-20 due to transfer)

» Flanigan has reached double figures in 10 of 12 games this season, including eight of the last nine contests.

JAY-WILL SHOWCASING HIS TALENT

» In his second season in the program, Jaylin Williams is showcasing why he is one of the top talents in the Southeastern Conference.

» Williams is one of five underclassmen forwards in the country to average 10 points, 4.5 rebounds and 2.5 assists per game this season.

» Williams has scored in double figures seven times this season, including five of the last seven games. Williams made a statement in his first collegiate start against Saint Joseph's on Nov. 26 when he had 18 points and 11 rebounds, good for his first career double-double. Most recently, Williams set a career-high with 24 points on 7-of-14 from the floor, including 6-of-10 from 3, and added four rebounds and four assists.

JP IS A UNICORN

» On Dec. 4, Auburn freshman Justin Powell made history with his performance against South Alabama. Powell had 26 points on 7-of-9 from the floor, with all of his shots behind the arc, and nine assists.

» Powell's 26 points vs. South Alabama tied Eddie Johnson for the Auburn record for most points in a home debut by a freshman. Johnson had 26 points vs. Western Carolina 47 years to the day of Powell (Dec. 4, 1973).

» His nine assists and seven 3s vs. South Alabama were the most by a freshman in his home debut in program history. Sharife Cooper matched his mark of nine assists in his first home game vs. Alabama.

» Powell is one of six freshman in the country since 2010 to have nine assists and seven 3s in a game, joining Trae Young (Oklahoma), Ky Bowman (Boston College), Shamorie Ponds (St. John's), Jordan Bohannon (Iowa) and Braden Norris (Oakland).

» He followed up that performance with 26 points and eight rebounds vs. Memphis, and was later awarded SEC Freshman of the Week.

» Powell became one of two freshman guards in the country to have an outing of 26 points and eight rebounds this season joining Robert Ford of Idaho State.

» In addition, Powell is the only player in the country to have performances of 25 or more points with eight rebounds and 25 or more points with nine assists this season.

» In his first 10 games in an Auburn jersey, freshman Justin Powell has attacked the glass as well as anyone in his position. Powell is tied for third in the country in rebounds per game among freshman guards.

Player	Team	RPG
Rayshon Harrison	Presbyterian	7.2
Kobe Williamson	Seattle	6.5
Justin Powell	Auburn	6.1
Cade Cunningham	Oklahoma State	6.1
Brandon Stroud	Kennesaw State	5.9
Terrence Edwards	James Madison	5.9
Moses Moody	Arkansas	5.6
Ryan Rollins	Toledo	5.6

» Powell is the only Tiger to pull down at least at least four rebounds in each game this season. He has led Auburn in rebounding a team-best four times this season, despite missing the past two games due to injury.

KENPOM.COM

Adjusted Efficiency Margin

Value	SEC	NCAA
+10.21	11th	80th

Adjusted Offensive Efficiency

Points scored per 100 possessions

Value	SEC	NCAA
107.8	8th	69th

Adjusted Defensive Efficiency

Points allowed per 100 possessions

Value	SEC	NCAA
97.5	11th	101st

» Powell has also been getting it done while playing out of position. Recruited as an off-the-ball guard, the freshman has had to take the reins and be the team's top point guard through his first 10 collegiate games. He is fourth in the SEC averaging 4.7 assists per game and is at the summit when it comes to games with at least five assists.

Player	Team	Games w/ 5+ Ast
Sahvir Wheeler	Georgia	9
Justin Powell	Auburn	5
Justin Kier	Georgia	5
Scotty Pippen	Vanderbilt	5
Jalen Tate	Arkansas	5
Javonte Smart	LSU	4

LET IT FLY

» Auburn set a program record with 22 3-pointers vs. South Alabama in the first home game of the season on Dec. 4. The Tigers lead the SEC and are 20th in the nation at 10.3 makes from downtown per game.

» As Coach Pearl has said, "As long as the 3 is worth more than the 2, we'll continue to take them." Below are all the games Auburn has hit at least 15 3-pointers as a team.

CLASS OF THE SEC: MOST GRADUATES SINCE 2014

When it comes to graduating players, nobody in the SEC has done it better than head coach Bruce Pearl and Auburn. Since 2014, the Tigers have had 31 student-athletes walk across the graduation stage and earn their degrees, which is the highest number in the SEC. Pictured below is recent graduate Anfernee McLemore, who earned two degrees in his four seasons with the Tigers.



All-Time Games with 15+ 3-Pointers

3s	Opponent	Date
22	South Alabama	Dec. 4, 2020
21	Coastal Carolina	Dec. 15, 2016
18	LSU	Feb. 8, 2020
18	South Alabama	Nov. 6, 2018
18	Temple	Nov. 19, 2004
17	CSUN	Nov. 15, 2019
17	North Carolina	March 29, 2019
17	Arkansas	Feb. 20, 2019
17	Vanderbilt	Feb. 3, 2018
17	Northwestern State	Nov. 27, 2015
16	LSU	Feb. 9, 2019
16	Missouri	Jan. 30, 2019
15	Arkansas	Dec. 30, 2020
15	Tennessee	March 17, 2019
15	Saint Peter's	Nov. 28, 2018
15	Alabama	Feb. 4, 2017
15	Arkansas	Feb. 17, 2016
15	Nicholls State	Nov. 24, 2004
15	Arkansas	Jan. 6, 1996
15	West Florida	Dec. 12, 1994

» Auburn has the most games of 15 or more 3s since Coach Pearl took over prior to the 2014-15 season. The Tigers have 16 games of 15 or more 3s since 2014-15, while the rest of the league has 42 combined (as of games through Jan. 11).

Games with 15+ 3-Pointers Since 2014-15

Team	Games
Auburn	16
Florida	10
Alabama	7
Mississippi State	3
Missouri	3
South Carolina	3
Arkansas	2
LSU	2
Ole Miss	1
Tennessee	1
Texas A&M	1
Vanderbilt	1
Georgia/Kentucky	0

» Auburn has two players in the top 10 in the SEC in total 3-pointers made so far this season. Jamal Johnson leads the league with 28, while Allen Flanigan is second with 26.

GAMEDAY EXPERIENCE: AUBURN ARENA

Built at a cost of \$86 million, Auburn Arena seats 9,121 fans for basketball games. Auburn Arena replaced the old Beard-Eaves Memorial Coliseum as the home of Tiger basketball for the 2010-11 season. The furthest seat in Auburn Arena is just 43 feet away from the court. Two-thirds of the seats are less than 27 feet in elevation from courtside offering a home environment that is unrivaled.



NEW BLOODS VS. BLUE BLOODS

	'17-18	'18-19	'19-20	'20-21	Overall	Conf. Trophies	Tourn. Titles	Titles	vs. AU
Auburn	26-8	30-10	25-6	6-6	87-30	4	1	1	-
Kentucky	26-11	30-7	25-6	4-6	85-30	4	1	1	3-3
Kansas	31-8	26-10	28-3	10-2	95-23	6	2	1	0-1
North Carolina	26-11	29-7	14-18	7-4	74-40	1	1	0	0-1
Duke	29-8	32-6	25-6	5-2	91-22	3	0	1	1-0
Michigan State	30-5	32-7	22-9	8-4	92-25	7	3	1	0-0

Trophies, titles and vs. AU since 2017-18

» Auburn has finished either first or second in the SEC in 3-pointers made in five of six seasons under Pearl, including setting a conference record with 454 in 2018-19 en route to a run to the Final Four. Last season, Auburn finished third in the league with 8.1 makes from behind the arc.

TOP OF THE PACK

» Auburn is at the top of the SEC in terms of non-conference wins. The Tigers were the only team in the league to have won at least 10 non-conference regular season games from 2016-20. Auburn's 47 non-league victories from 2016-2020 are a school record in a 4-year span.

Team	'16-17	'17-18	'18-19	'19-20	'20-21	Total
AU	11-2	12-1	11-2	13-0	6-2	53-7
AR	11-2	11-2	9-4	12-1	8-0	51-9
MS	9-3	12-1	12-1	9-4	5-3	47-12
UT	8-5	10-2	12-1	8-5	6-0	44-13
GA	9-4	9-3	9-4	10-3	7-0	44-14
UK	10-3	11-2	11-2	10-3	1-6	43-16
LS	8-4	9-3	10-3	9-4	5-1	41-15
OM	9-4	7-6	10-3	9-4	5-1	40-18
UA	7-5	9-4	9-4	8-5	5-3	39-20
UF	10-3	9-4	8-5	8-5	3-1	38-18
MU	5-7	10-3	9-3	8-5	6-0	38-18
AM	8-4	11-2	7-5	6-6	5-1	37-18
VU	7-6	6-7	9-4	8-5	4-2	34-24
SC	10-3	9-4	5-8	8-5	1-2	33-22

» The Tigers have earned wins vs. notable opponents in Arizona, Dayton (twice), Davidson, Iowa State, Memphis, Middle Tennessee, Murray State (twice), NC State, Oklahoma, TCU, Texas Tech, UConn (twice), Washington and Xavier (twice).

ROAD WARRIORS

» While Auburn has taken care of business at home, the Tigers have also shown their grit on the road. Auburn owns a 37-24 (.607) mark away from home since the 2017-18 season, which is near the top in the league. Listed below are the best records away from home since 2017-18 in the SEC.

Team	Record
Tennessee	34-21 (.618)
Auburn	37-24 (.607)
Kentucky	34-23 (.596)
Florida	31-28 (.525)
LSU	25-26 (.490)
Miss. State	23-30 (.434)
Alabama	26-34 (.433)
Arkansas	21-29 (.420)
S. Carolina	19-31 (.380)
Texas A&M	19-31 (.380)
Missouri	19-33 (.365)
Ole Miss	15-34 (.306)
Georgia	14-35 (.286)
Vanderbilt	3-39 (.071)

(as of games completed through Jan. 11)

THE REPLACEMENTS

» Auburn is having to replace over 84 percent of its scoring from last season. That mark stands as the fifth-highest in the country.

Team	Pct. of Pts Lost
Kentucky	94.0%
Rider	87.6%
Radford	85.7%
South Alabama	84.9%
Auburn	84.1%
Arkansas	83.5%
Tulane	82.3%
Utah Valley	79.8%
Central Michigan	79.4%
Georgia Southern	79.1%

» Auburn and Kentucky are the only two SEC programs to not return a player that averaged five or more points per game from a season ago.

» The Tigers have to replace the winningest class in program history as the 2020 seniors amassed 99 wins, besting the previous mark of 88 set by the 2001 seniors.

» The 2020 class also hold the most wins in a 3-year span with 81, most in a 2-year span with 56 and most in a single year with 30 in 2019.

WHOLE LOTTA HEIGHT

» Auburn boasts the ninth-tallest team in the country, averaging 78.7 inches per player - nearly 6-foot-7.

SEC STANDINGS (AS OF JAN. 11)

	SEC	Pct.	H	A	Overall	Pct.	H	A	N	Strk
Alabama	4-0	1.000	2-0	2-0	9-3	.750	5-1	2-0	2-2	W5
Kentucky	3-0	1.000	1-0	2-0	4-6	.400	2-2	2-1	0-3	W3
South Carolina	1-0	1.000	1-0	0-0	3-2	.600	2-0	0-1	1-1	W2
LSU	3-1	.750	2-0	1-1	8-2	.800	5-0	1-2	1-0	W2
Mississippi State	3-1	.750	1-1	2-0	8-4	.667	6-1	2-0	0-3	W2
Tennessee	3-1	.750	1-1	2-0	9-1	.900	7-1	2-0	0-0	W2
Arkansas	2-2	.500	1-1	1-1	10-2	.833	9-1	1-1	0-0	W1
Florida	2-2	.500	1-1	1-1	5-3	.625	2-1	1-2	2-0	L2
Ole Miss	1-2	.333	1-1	0-1	6-4	.600	5-2	1-2	0-0	L1
Missouri	1-2	.333	0-1	1-1	7-2	.778	4-1	2-1	1-0	L1
Texas A&M	1-3	.250	1-1	0-2	6-4	.600	6-1	0-2	0-1	L2
Auburn	0-4	.000	0-2	0-2	6-6	.500	4-2	0-3	2-1	L4
Georgia	0-3	.000	0-1	0-2	7-3	.700	7-1	0-2	0-0	L3
Vanderbilt	0-3	.000	0-2	0-1	4-5	.444	4-3	0-2	0-0	L3

» Auburn's average height of 78.7 inches on the 2020-21 roster is the tallest the Tigers have had over the last 15 seasons.

» Since 2007, Auburn has boasted an average height of 77 inches or more just four times: 77.1 in 2010-11, 77.9 in 2015-16, 77.3 in 2019-20 and 78.7 in 2020-21.

» Auburn's average height over the last 15 seasons is ranked in the middle of the pack nationally (160.5). The Tigers have had a roster in the top 100 in the country in terms of height just three times since 2007: 93rd in 2010-11, 48th in 2015-16 and ninth in 2020-21.

WELCOME TO THE JUNGLE

» Known as one of the best homecourt environments in all of college basketball, Auburn has fed off of its consistently-packed crowds inside Auburn Arena, or as ESPN's Tom Hart has called it, "The Cathedral of Chaos."

» The Tigers finished the 2019-20 season at 16-1 at home, marking the most wins in Auburn Arena history and the second-most home wins ever in program history, trailing only the 18 by the 2008-09 team at Beard-Eaves-Memorial Coliseum.

» Auburn's 19-game home winning streak was snapped in the final home game of the season to Texas A&M, ending what was the eighth-longest active streak in the country.

» Listed below are the biggest home winning streaks in program history:

Streak Began	Ended
36 Jan. 26, 1957	Jan. 7, 1961
30 Mar. 11, 1998	Mar. 1, 2000
19 Feb. 20, 2019	Mar. 4, 2020
17 3rd game of 1926	15th game of 1927
15 Feb. 27, 1974	Jan. 10, 1976
13 Mar. 4, 2017	Feb. 7, 2018
12 Feb. 14, 2018	Jan. 19, 2019
10 Jan. 7, 1963	Feb. 3, 1964
10 Mar. 2, 2011	Jan. 11, 2012

» The Tigers own a 49-4 record at home since the beginning of the 2017-18 season.

HOME COOKIN'

» Auburn Arena has become one of the toughest environments to play in the country. The Tigers are 50-6 (.893) at home over the last three-plus seasons. Listed below are the best records at home since 2017-18.

Team	Record
Gonzaga	55-1 (.982)
South Dakota State	48-1 (.980)
Houston	55-3 (.948)
Prairie View A&M	33-2 (.943)
New Mexico State	44-3 (.936)
Florida State	49-4 (.925)
Murray State	48-4 (.923)
Kansas	50-5 (.909)
Virginia	49-5 (.907)
Belmont	45-5 (.900)
NC Central	34-4 (.895)
Auburn	50-6 (.893)
Purdue	47-6 (.887)
Oregon	52-7 (.881)
Nevada	44-6 (.880)

(as of games completed through Jan. 10)

» The Tigers have been especially good at home against non-conference competition on The Plains under Coach Pearl as they boast a 44-3 mark, good for a winning percentage of .936. Below are the records for all 14 SEC teams and how they've fared since 2014-15.

Team	Record
Arkansas	58-3 (.951)
Auburn	44-3 (.936)
Georgia	49-4 (.925)
LSU	48-4 (.923)
Tennessee	46-4 (.920)
Kentucky	51-5 (.911)
Texas A&M	45-5 (.900)
Miss. State	47-6 (.887)
Alabama	38-5 (.884)
Missouri	39-9 (.813)
Vanderbilt	46-11 (.807)
S. Carolina	37-10 (.787)
Florida	28-8 (.778)
Ole Miss	38-12 (.760)

(as of games completed through Jan. 4)

» Auburn has won 33 straight regular season non-conference home games and holds perfect records over the last five seasons. Auburn is the only team in the SEC without a blemish at home against non-league foes since 2016-17.

OKORO MAKES HISTORY

Dreams became reality for former Auburn star Isaac Okoro Wednesday night when he was chosen with the No. 5 overall selection in the 2020 NBA Draft by the Cleveland Cavaliers.

Okoro's selection is tied for the third-highest selection in program history behind only Chris Morris (No. 4, 1988) and Chuck Person (No. 4, 1986). Charles Barkley was also chosen No. 5 in the 1984 NBA Draft.

The Powder Springs, Ga. native became the first one-and-done player in program history.

Okoro was just the sixth player in Southeastern Conference history to be named All-SEC, All-Defensive and All-Freshman in the same season.

Following Okoro's No. 5 selection and Chuma Okeke's No. 16 pick in the 2019 NBA Draft, Auburn has produced back-to-back first round draft picks for the first time in program history.

Okoro averaged 12.9 points, 4.4 rebounds, two assists, 0.9 steals and 0.9 blocks in 31.5 minutes per game while starting 28 games as a first-year player in senior-laden lineup. The Tigers posted a 25-6 record during the 2019-20 campaign.

Okoro scored in double figures 20 times and was named the SEC Freshman of the Week twice, becoming just the fourth freshman in program history to earn the conference distinction two times in a season.

Okoro is the second Tiger to be drafted by the Cavaliers, joining Mike Mitchell, who was taken with the 15th selection of the 1978 NBA Draft. Along with Mitchell (1978-82), former lettermen Eddie Johnson (1985-86) and Wesley Person (1997-2002) all played for the Cavs.

Auburn NBA Draft Facts

» Auburn and Florida State are the only two programs in the country to have consecutive first round picks that have improved their ranking by at least 30

Isaac Okoro 40 to 5 = 35
Chuma Okeke 50 to 16 = 34

Mfiondu Kabengele 243 to 27 = 243
Devin Vassell 200 to 11 = 189

» Auburn is one of seven programs to have back-to-back first round picks in the last two drafts (Auburn, Florida State, Kentucky, North Carolina, USC, Vanderbilt, Washington)

» Auburn is one of four SEC programs to have top-16 picks in back-to-back drafts (Auburn (2019-20), Florida (2007-08), Kentucky (1996-97 & 2010-19) and Vanderbilt (2019-20))

» The Tigers' streak of 33 straight regular season non-conference home wins is tops in the SEC, leading Arkansas (20) and Georgia (18). The last time Auburn lost at home to a non-conference foe was Jan. 30, 2016 vs. Oklahoma State in the Big 12/SEC Challenge, 74-63.

TIGERS IN OVERTIME

» With a 96-91 win in overtime vs. Saint Joseph's, Auburn is 58-53 in overtime games all-time, including a 9-0 mark since the start of the 2018-19 season and 2-0 against Saint Joseph's.

» The Tigers are 12-2 in overtime under head coach Bruce Pearl, including a perfect 5-0 last season.

» Auburn's 9-game winning streak in overtime is currently the second-longest active winning streak behind Florida State (10). The all-time national record for consecutive overtime victories is 11 by Louisville (1968-75), UMass (1991-96) and Virginia (1991-96). Temple (seven) and Kansas (six) are next in the country in terms of longest active winning streaks in overtime.

CLASS OF THE SEC

» In the last three seasons, no team in the SEC has won more than Auburn as the Tigers are one of just three programs to amass 70 wins. Listed below are the records of all 14 SEC teams from the 2017-18 season until now.

Team	'17-18	'18-19	'19-20	Total
Auburn	26-8	30-10	25-6	81-24
Kentucky	26-11	30-7	25-6	81-24
Tennessee	26-9	31-6	17-14	74-29
Miss. State	25-12	23-11	20-11	68-34
LSU	18-15	28-7	21-10	67-32
Arkansas	23-12	18-16	20-12	61-40
Florida	21-13	20-16	19-12	60-41
Alabama	20-16	18-16	16-15	54-47
Texas A&M	22-13	14-18	16-14	52-45
S. Carolina	17-16	16-16	18-13	51-45
Missouri	20-13	15-17	15-16	50-46
Ole Miss	12-20	20-13	15-17	47-50
Georgia	18-15	11-21	16-16	45-52
Vanderbilt	12-20	9-23	11-21	32-64

NBA DEBUTS: CHUMA OKEKE AND ISAAC OKORO

Former Auburn standouts Chuma Okeke and Isaac Okoro made their professional debuts as the 2020-21 NBA season officially tipped off on Nov. 23. Okeke and Okoro become the 24th and 25th players in program history to play in the NBA. The duo became the first pair of former Tigers to play in the same season since Marquis Daniels (Indiana) and Pat Burke (Phoenix) in 2006-07.



ONE OF THE NATION'S BEST

» Auburn has won at the 12th-best rate in all of college basketball over the last three seasons.

Team	'17-18	'18-19	'19-20	Total	Pct.
Gonzaga	32-5	33-4	31-2	96-11	.897
Virginia	31-3	35-3	23-7	89-13	.873
NMSU	28-6	30-5	25-6	83-17	.830
Duke	29-8	32-6	25-6	86-20	.811
Houston	27-8	33-4	23-8	83-20	.806
Villanova	36-4	26-10	24-7	86-21	.804
Kansas	31-8	26-10	28-3	85-21	.802
Michigan St.	30-5	32-7	22-9	84-21	.800
Murray State	26-6	28-5	23-9	77-20	.794
Vermont	27-8	27-7	26-7	80-22	.784
Cincinnati	31-5	28-7	20-10	79-22	.782
Auburn	26-8	30-10	25-6	81-24	.771
Kentucky	26-11	30-7	25-6	81-24	.771
UNCG	27-8	29-7	23-9	79-24	.767
Buffalo	27-9	32-4	20-12	79-25	.760

ANOTHER 20-WIN SEASON

» The Tigers have recorded three straight 20-win seasons for the second time all-time after first accomplishing the feat from 1983-84 to 1985-86. After a win against LSU last year, Auburn secured its third consecutive 21-win season, a first in program history for the Tigers.

» Bruce Pearl joins Cliff Ellis and Sonny Smith as the only head coaches to lead Auburn to three 20-win seasons.

» In the 25 seasons that Bruce Pearl has been a head coach, including the 2019-20 campaign, his teams have amassed 20 20-win seasons. In simple math, Coach Pearl has won at least 20 games in a season in 80 percent of his seasons as the head coach.

PEARL APPROACHING 600

» Auburn head coach Bruce Pearl is just a few wins away from reaching 600 career wins. Pearl is 67th on the all-times wins list among Division I head coaches and is 21st among active head coaches.

DOUBLE-DOUBLES

Devan Cambridge (1)

13 pts, 10 reb vs. Saint Joseph's (Nov. 25)

Allen Flanigan (1)

19 pts, 10 reb vs. Arkansas (Dec. 30)

Jaylin Williams (1)

18 pts, 11 reb vs. Saint Joseph's (Nov. 25)

By Victories (All-Time)

61. Jay Wright	1994-P	602
62. Bob McKillop	1989-P	600
Slats Gill	1928-64	599
64. Tom Davis	1977-2007	598
65. Abe Lemons	1955-76	597
66. John Thompson	1972-99	596
67. Bruce Pearl	1992-P	593
68. Guy Lewis	1956-86	592
69. Joe Hutton	1931-65	591

By Victories (Active)

18. Mark Few	1999-P	611
19. Jay Wright	1994-P	602
20. Bob McKillop	1989-P	600
21. Bruce Pearl	1992-P	593
22. Lennie Acuff	1990-P	581
23. Leonard Hamilton	1986-P	566

PEARL ON AUBURN ALL-TIME WINS LIST

» In his seventh season on The Plains, head coach Bruce Pearl is among the greatest to ever toe the bench area in program history.

Head Coach	Years	Record
Joel Eaves	1949-63	213-100
Cliff Ellis	1994-2004	186-125
Sonny Smith	1978-89	173-154
Bruce Pearl	2014-P	131-84
Bill Lynn	1963-73	130-124
Jeff Lebo	2004-10	96-93

PEARL COACHES IN 200TH GAME AT AU

» Against Ole Miss on Feb. 25 last season, head coach Bruce Pearl coached his 200th game at Auburn. Below are the best records through 200 games in Auburn history:

Head Coach	Years	Record
Cliff Ellis	1994-2000	128-72
Bruce Pearl	2014-P	124-76
Joel Eaves	1949-1958	122-78
Bill Lynn	1963-1971	113-87
Sonny Smith	1978-1985	101-99

PEARL RISING IN SEC RECORD BOOK

» Through his tenures as head coach at two SEC schools - Auburn and Tennessee - Bruce Pearl has won a ton of games. Below is where he stands in the SEC coaching ranks all-time:

By Victories (SEC Schools Only)

11. Rick Stansbury	MS	293
12. Ray Mears	UT	278
Roy Skinner	VU	278
14. Bruce Pearl	AU/UT	277
15. Wimp Sanderson	UA	265
John Mauer	UK/UT/UF	265
17. Hank Crisp	UA	264
18. Nolan Richardson	AR	249

SEC Regular Season Games

14. Norm Sloan	UK	126
15. Joel Eaves	AU	124
16. Rick Stansbury	MS	122
17. Bruce Pearl	AU/UT	117
18. Hank Crisp	UA	112
19. Don DeVoe	UT/UF	110
20. Nolan Richardson	AR	109

RPI IMPROVEMENT

» In the four seasons before 2014-15, the Tigers held an average final RPI of 202. Since that point, Auburn has averaged a final RPI of 71.8, including 19 over the last three seasons. Here are the final RPI/NET rankings in the last nine seasons.

2010-11	253	
2011-12	145	
2012-13	250	
2013-14	160	
2014-15	132	(Under Coach Pearl)
2015-16	160	(Under Coach Pearl)
2016-17	82	(Under Coach Pearl)
2017-18	16	(Under Coach Pearl)
2018-19	14	(Under Coach Pearl)
2019-20	27	(Under Coach Pearl)

AUBURN VS. TOP-25 OPPONENTS

» Auburn is 70-215 against teams from the AP Top 25 all-time. In 2018-19, the Tigers set a program record by defeating six top-25 teams, including five in a row from the SEC Tournament title to a trip to the Final Four.

» The Tigers won two of their matchups against top-25 competition last season, taking down No. 13 Kentucky (75-66) and No. 18 LSU (91-90 in OT) in a span of seven days. Auburn lost its most recent top-25 battle at No. 8 Kentucky, 73-66.

» Auburn has won seven of its last nine games against the AP Top 25, which is the best stretch in program history by far. The next-closest similar streak was when the Tigers defeated six of nine ranked foes between the 1984-85 and 1985-86 seasons.

» Auburn is 14-23 as a ranked team vs. a ranked opponent all-time, but has won seven of the last nine occurrences.

MAKE ROOM IN THE TROPHY CASE

» Since the 2017-18 season, Auburn has won four trophies: 2018 SEC title, 2019 SEC Tournament crown, 2019 NCAA Midwest Regional championship and the 2019 Legends Classic.

» The Tigers lead the SEC in trophies in the last two-plus seasons. As a whole, the league has amassed 11 trophies through league championships, conference tournament championships, NCAA regional championships and in-season tournament championships. Auburn has four and Kentucky has three, while Florida, LSU, Tennessee and Texas A&M have all won one.

DROUGHT BUSTERS

» Under head coach Bruce Pearl, Auburn has snapped a significant streak held by nearly every team in the SEC.

Team	Streak	Ended
UA	L, 7 at Alabama	W, 82-77 (2/4/17)
ARK	L, 8 overall	W, 90-86 (2/17/16)
UF	L, 11, 21 of 22 overall	W, 76-62 (2/5/19)
UGA	L, 6 of 7 at Georgia	W, 69-68 (2/14/15)
UK	L, 18, 32 of 33 overall	W, 75-70 (1/16/16)
MSU	L, 6 at Miss. St.	W, 76-68 (1/13/18)
MIS	L, 3 at Missouri	W, 77-72 (1/10/17)
OM	L, 8 at Ole Miss	W, 79-70 (1/30/18)
UT	L, 10 at Tennessee	W, 94-84 (1/2/18)
VU	L, 13 overall	W, 93-81 (2/3/18)

AUBURN TO FORGO 2021 POSTSEASON

» The Auburn men's basketball program will forgo postseason competition for the upcoming 2020-2021 season. The NCAA and the SEC have been notified.

» The athletics department and university administration, in conjunction with Coach Bruce Pearl, made the decision after careful deliberation and in light of the ongoing matter that surfaced in fall 2017 regarding former assistant coach Chuck Person. Auburn has cooperated with the NCAA and will continue to do so.

» We regret the impact this decision has on our student-athletes, yet it was made in the best long-term interest of the program. Because of the ongoing matter, we will not comment further but hope for swift consideration and resolution of the matter.

Bruce Pearl Statement

» "This was a difficult decision but the right decision. I hate it for our current players. They lost the opportunity for the postseason last year because of COVID, and now they will miss the post-season again. It's a two-year postseason penalty for them. However, we need to take this penalty now to put it behind us."

BURCHAM ON THE CALL

» Andy Burcham assumed his new role as Voice of the Auburn Tigers last season, taking the lead as the play-by-play radio broadcaster for the Auburn men's basketball, football and baseball programs. Burcham took over as Auburn's lead announcer this fall following the death in May of his best friend and baseball broadcast partner, Rod Bramblett.

» After calling Auburn women's basketball games for 31 seasons, Burcham made his debut as the primary men's basketball announcer in the season-opening win vs. Georgia Southern on Nov. 5 - what would have been Bramblett's 54th birthday.

» Over the years, Burcham handled play-by-play for a few men's basketball games when Bramblett was unavailable, most recently the season opener in 2013.

» Burcham is joined on the call with former Auburn head coach Sonny Smith. Smith was the head coach for 11 seasons from 1978-89 and led the Tigers to a 173-154 record in that span that included five straight NCAA Tournament appearances from 1984-88.

2020-21 TEAM LEADERS

Led Auburn in Scoring	Overall	SEC
Allen Flanigan	3	0
Jamal Johnson	3	2
Jaylin Williams	3	1
Justin Powell	2	0
Sharife Cooper	1	1

Led Auburn in Rebounds	Overall	SEC
Justin Powell	4	0
Jaylin Williams	3	0
Dylan Cardwell	3	1
Allen Flanigan	2	2
JT Thor	2	1
Devan Cambridge	1	1
Chris Moore	1	0

Led Auburn in Assists	Overall	SEC
Justin Powell	6	1
Allen Flanigan	3	1
Jaylin Williams	3	1
Sharife Cooper	1	1
Dylan Cardwell	1	0

Led Auburn in Steals	Overall	SEC
Babatunde Akingbola	3	0
Justin Powell	3	1
Jaylin Williams	3	2
Devan Cambridge	2	0
Allen Flanigan	2	2
JT Thor	2	1
Sharife Cooper	1	1
Jamal Johnson	1	1
Dylan Cardwell	1	0
Chris Moore	1	0

Led Auburn in Blocks	Overall	SEC
Babtunde Akingbola	5	3
Jaylin Williams	5	0
JT Thor	3	1
Dylan Cardwell	3	0
Allen Flanigan	2	1
Javon Franklin	1	1
Chris Moore	1	0
Jamal Johnson	1	1

Led Auburn in FT Made	Overall	SEC
Allen Flanigan	5	1
Justin Powell	3	0
Jamal Johnson	2	1
Jaylin Williams	2	1
Sharife Cooper	1	1
Babatunde Akingbola	1	0
JT Thor	1	0

STAT RANKINGS

	Value	SEC	NCAA
Winning Pct.	.500	12th	183rd
Scoring Offense	75.7	7th	112th
Scoring Defense	73.7	14th	250th
Scoring Margin	+2.0	12th	188th
Field Goal Pct.	.446	7th	160th
Field Goal Pct. Def.	.434	12th	194th
3-pt. FG Per Game	10.1	1st	19th
3-pt. FG Pct.	.340	7th	156th
3-pt. FG Pct. Def.	.301	5th	69th
Free Throw Pct.	.647	12th	290th
Free Throw Made	163	6th	75th
Free Throws Att.	252	4th	43rd
Rebounds	38.4	6th	87th
Rebound Margin	+4.1	8th	97th
Off. Rebounds	12.2	7th	57th
Def. Rebounds	26.3	7th	149th
Assists	15.4	4th	76th
Assist/Turnover	0.90	8th	219th
Turnover Margin	-2.5	14th	282nd
Turnovers Forced	14.7	10th	121st
Blocks	4.9	5th	27th
Steals	6.9	10th	149th

INDIVIDUAL

3-Point FG Attempts

Jamal Johnson	78	1st	42nd
Allen Flanigan	65	6th	118th
Devan Cambridge	64	7th	125th

3-Point FG Per Game

Jamal Johnson	2.3	6th	137th
Allen Flanigan	2.2	7th	197th

Assists Per Game

Justin Powell	4.7	4th	76th
---------------	-----	-----	------

Blocks Per Game

Babatunde Akingbola	1.1	12th	189th
Jaylin Williams	1.1	12th	189th

Defensive Rebounds Per Game

Justin Powell	5.2	4th	174th
---------------	-----	-----	-------

Total 3-Point FG Made

Jamal Johnson	28	1st	58th
Allen Flanigan	26	2nd	96th
Justin Powell	19	14th	270th

Total Assists

Justin Powell	47	4th	81st
Allen Flanigan	36	7th	211th
Jaylin Williams	33	13th	263rd

Total Blocks

Babatunde Akingbola	13	7th	99th
Jaylin Williams	13	7th	99th
JT Thor	11	13th	157th
Dylan Cardwell	10	15th	196th

Total Minutes

Allen Flanigan	363:08	4th	168th
----------------	--------	-----	-------

Total Points

Allen Flanigan	168	7th	151st
----------------	-----	-----	-------

WINS/LOSSES

Category	Wins	Losses
Scoring Offense	80.7	70.7
Scoring Defense	66.7	80.7
Scoring Margin	+14.0	-10.0
Field Goal Pct.	.485	.408
Field Goal Pct. Def.	.415	.452
3-pt. FG Per Game	9.8	10.3
3-pt. FG Pct.	.351	.330
3-pt. FG Pct. Def.	.293	.308
Free Throw Pct.	.628	.673
Free Throws Made	15.2	12.0
Opp. Free Throws Made	12.2	15.7
Rebounds	40.2	36.7
Rebound Margin	+10.0	-1.8
Off. Rebounds	13.0	11.3
Def. Rebounds	27.2	25.3
Assists	16.2	14.7
Assist/Turnover	1.0	0.8
Turnover Margin	-1.3	-3.7
Turnovers Forced	14.3	15.0
Steals	5.8	8.0
Blocks	4.5	5.3

CURRENT STREAKS

Overall	Lost 4
vs. Unranked	Lost 4
vs. Ranked	Lost 2
Home	Lost 2
vs. SEC	Lost 3
vs. Non-SEC	Won 33
vs. Ranked	Won 3
vs. Unranked	Lost 1
Road	Lost 3
vs. SEC	Lost 2
vs. Non-SEC	Lost 1
vs. Ranked	Lost 4
vs. Unranked	Lost 3
Neutral	Won 1
vs. Ranked	Lost 2
vs. Unranked	Won 13

CONSECUTIVE GAMES WITH A 3-POINTER

Jaylin Williams	5
Jamal Johnson	4

CONSECUTIVE GAMES WITH 10+ POINTS

Jamal Johnson	4
---------------	---

AUBURN IN THE RANKINGS

Date	AP	Coaches	NET
Preseason	RV	-	-
Nov. 30	-	-	-
Dec. 7	-	-	-
Dec. 14	-	-	-
Dec. 21	-	-	-
Dec. 28	-	-	-
Jan. 4	-	-	76
Jan. 11	-	-	90

AP POLL

Rank	School	Record	Points
1	* Gonzaga (63)	12-0	1,599
2	* Baylor (1)	11-0	1,536
3	Villanova	8-1	1,436
4	Texas	10-1	1,422
5	Iowa	11-2	1,322
6	Kansas	10-2	1,220
7	Michigan	10-0	1,161
8	Creighton	10-2	1,151
9	Wisconsin	10-2	1,110
10	* Tennessee	9-1	1,093
11	Houston	10-1	993
12	Clemson	9-1	747
13	West Virginia	9-4	701
14	Illinois	9-4	694
15	Texas Tech	10-3	689
16	Louisville	8-1	464
17	* Missouri	7-2	436
18	Virginia	7-2	403
19	Duke	5-2	397
20	Virginia Tech	9-2	286
21	Ohio State	9-3	280
22	Oregon	9-2	264
23	Minnesota	10-4	233
24	Saint Louis	7-1	220
25	UConn	6-1	181

Others receiving votes: *Alabama 173, UCLA 137, Colorado 96, Florida State 74, USC 48, Rutgers 46, Drake 42, Michigan State 34, Oklahoma State 28, *Arkansas 24, San Diego State 10, Boise State 8, *Florida 7, Xavier 7, *LSU 7, Northwestern 6, Tulsa 5, NC State 5, Indiana 2, Winthrop 2, Belmont 1

* - Auburn opponent

USA TODAY COACHES POLL

Rank	School	Record	Points
1	* Gonzaga (29)	12-0	797
2	* Baylor (3)	11-0	771
3	Villanova	8-1	722
4	Texas	10-1	703
5	Michigan	10-0	599
6	Creighton	10-2	597
7	Kansas	10-2	587
8	Iowa	11-2	586
9	Wisconsin	10-2	556
10	* Tennessee	9-1	535
11	Houston	10-1	496
12	Clemson	9-1	374
13	Illinois	9-4	347
14	West Virginia	9-4	272
15	Texas Tech	10-3	255
16	* Missouri	7-2	243
17	Oregon	9-2	205
18	Louisville	8-1	192
19	Minnesota	10-4	166
20	Virginia Tech	9-2	162
21	UCLA	9-2	148
22	Virginia	7-2	147
23	Duke	5-2	124
T-24	Saint Louis	7-1	114
T-24	* Alabama	9-3	114

Others receiving votes: Ohio State 112, UConn 91, Rutgers 68, Florida State 67, USC 44, Colorado 37, Xavier 31, Drake 29, Boise State 29, San Diego State 22, Stanford 18, Oklahoma State 16, Michigan State 13, *Arkansas 8, Richmond 2, Seton Hall 1

* - Auburn opponent

AUBURN'S RECORD

Overall	6-6
Home	4-2
Away	0-3
Neutral	2-1
Conference	0-4
Home	0-2
Away	0-2
Non-Conference	6-2
Home	4-0
Away	0-1
Neutral	2-1
Overtime	1-0
Ranked opponents	0-1
Unranked opponents	6-5
Wearing white uniforms	5-2
Wearing navy uniforms	0-2
Wearing orange uniforms	1-2
Leading at half	4-0
Trailing at half	2-6
Tied at half	0-0
Leading with 5:00 remaining in second half	5-0
Trailing with 5:00 remaining in second half	0-5
Tied with 5:00 remaining in second half	1-1
Has more rebounds than opponent	5-2
Has fewer rebounds than opponent	1-3
Same rebounds as opponent	0-1
Commits more turnovers than opponent	3-5
Causes more turnovers than opponent	2-1
Same turnovers as opponent	1-0
Has more FT attempts than opponent	4-1
Has fewer FT attempts than opponent	2-5
Same FT attempts as opponent	0-0
Shoots 40% or better from field	6-3
Shoots less than 40% from field	0-3
Opponent shoots 40% or better from field	3-5
Opponent shoots less than 40% from field	3-1
Shoots better than opponent	4-2
Opponent shoots better	2-4
Same FG percentage	0-0
Auburn bench outscores opponent's bench	2-5
Opponent's bench outscores Auburn bench	4-1
Same points off the bench	0-0
Auburn scores 100 or more	0-0
Auburn scores between 90-99	2-1
Auburn scores between 80-89	1-1
Auburn scores between 70-79	2-0
Auburn scores between 60-69	1-3
Auburn scores less than 60	0-1
Opponent scores 100 or more	0-0
Opponent scores between 90-99	1-3
Opponent scores between 80-89	1-0
Opponent scores between 70-79	1-1
Opponent scores between 60-69	1-2
Opponent scores less than 60	2-0
On Sunday	0-0
On Monday	0-1
On Tuesday	2-0
On Wednesday	0-2
On Thursday	1-0
On Friday	1-1
On Saturday	2-2
In November	1-2
In December	5-1
In January	0-3
In February	0-0
In March	0-0
In April	0-0
Five-plus players score in double-figures	2-0
Four players score in double figures	0-2
Three players score in double figures	3-1
Two players score in double figures	1-2
One player scores in double figures	0-1

MISCELLANEOUS STATISTICS

Largest margin of victory	36, vs. Troy (12/19/20)
Smallest margin of victory	3, vs. Memphis (12/12/20)
Largest margin of defeat	23, vs. #1 Gonzaga (11/27/20)
Smallest margin of defeat	2, at Texas A&M (1/2/21)
Biggest rebound margin	+17 (2x), last vs. Appalachian State (12/22/20)
Biggest rebound deficit	-12, vs. #1 Gonzaga (11/27/20)
Average margin of victory/defeat	+14.0/-10.0
Largest halftime lead	33, vs. Troy (12/19/20)
Largest halftime lead blown	-
Largest halftime deficit	14, vs. #1 Gonzaga (11/27/20)
Largest halftime deficit overcome to win	1 (2x), last vs. Texas Southern (12/15/20)
Largest overall lead	38, vs. Troy (2H) (12/19/20)
Largest overall lead blown	4 vs. Alabama (2H) (1/9/21)
Largest overall deficit	30, vs. #1 Gonzaga (2H) (11/27/20)
Largest deficit overcome to win	9, vs. Appalachian State (1H) (12/22/20)

TEAM EXTREMES

Most points scored	96, vs. Saint Joseph's (11/26/20)
Fewest points scored	55, at UCF (11/30/20)
Most rebounds	56, vs. Saint Joseph's (11/26/20)
Fewest rebounds	30, at Texas A&M (1/2/21)
Most assists	24, vs. South Alabama (12/4/20)
Fewest assists	9, vs. Texas Southern (12/15/20)
Most turnovers	22, at UCF (11/30/20)
Fewest turnovers	9, vs. Texas Southern (12/15/20)
Most steals	9 (4x), last vs. Alabama (1/9/21)
Fewest steals	3, vs. Appalachian State (12/22/20)
Most blocks	10 vs. Alabama (1/9/21)
Fewest blocks	2 at Ole Miss (1/6/21)
Best shooting percentage	.571 (28-49), vs. Troy (12/19/20)
Worst shooting percentage	.323 (20-62), at UCF (11/30/20)
Best 3-pt. percentage	.537 (22-41), vs. South Alabama (12/4/20)
Worst 3-pt. percentage	.174 (4-23), vs. Texas Southern (12/15/20)
Best FT percentage	.857 (24-28), vs. Alabama (1/9/21)
Worst FT percentage	.364 (8-22), at UCF (11/30/20)
Most points (1st half)	47, vs. South Alabama (12/4/20)
Fewest points (1st half)	21, at UCF (11/30/20)
Most points (2nd half)	54 vs. Alabama (1/9/21)
Fewest points (2nd half)	32, vs. #1 Gonzaga (11/27/20)
Most points (OT)	12, vs. Saint Joseph's (11/26/20)
Fewest points (OT)	12, vs. Saint Joseph's (11/26/20)

STARTING LINEUPS

Record when starting lineup is:

Cambridge, Flanigan, Jones, Thor, Williams	1-2
Cambridge, Flanigan, Johnson, Thor, Williams	0-1
Cambridge, Flanigan, Powell, Thor, Williams	5-2
Cooper, Flanigan, Johnson, Thor, Williams	0-1

Record when starts (Career):

Devan Cambridge	6-5 (6-5)
Sharife Cooper	0-1 (0-1)
Allen Flanigan	6-6 (7-8)
Jamal Johnson	0-2 (0-2)
Justin Powell	5-2 (5-2)
JT Thor	6-6 (6-6)
Jaylin Williams	6-6 (6-6)

AUBURN INDIVIDUAL GAME HIGHS

Points _____ 26, Sharife Cooper vs. Alabama (1/9/21)
 _____ 26, Justin Powell vs. Memphis (12/12/20)
 _____ 26, Justin Powell vs. South Alabama (12/4/20)
 Field Goals Made _____ 9, Justin Powell vs. Memphis (12/12/20)
 _____ 8, Sharife Cooper vs. Alabama (1/9/21)
 _____ 8, Jaylin Williams vs. Saint Joseph's (11/26/20)
 Field Goal Att. _____ 19, Sharife Cooper vs. Alabama (1/9/21)
 _____ 16, Jamal Johnson at Texas A&M (1/2/21)
 FG Pct. _____ 1.000 (2-2) (6x), last Dylan Cardwell, Chris Moore at Ole Miss (1/6/21)
 3-Point FG Made _____ 7, Justin Powell vs. South Alabama (12/4/20)
 _____ 6, Jaylin Williams at Ole Miss (1/6/21)
 3-Point FG Att. _____ 14, Jamal Johnson at Texas A&M (1/2/21)
 _____ 12, Jamal Johnson at UCF (11/30/20)
 3-Pt FG Pct. _____ .833 (5-6), Devan Cambridge vs. Arkansas (12/30/20)
 Free Throws Made _____ 9, Sharife Cooper vs. Alabama (1/9/21)
 _____ 7, JT Thor vs. #1 Gonzaga (11/27/20)
 Free Throw Att. _____ 10, Sharife Cooper vs. Alabama (1/9/21)
 _____ 8, Allen Flanigan vs. Memphis (12/12/20)
 _____ 8, Devan Cambridge vs. Saint Joseph's (11/26/20)
 FT Pct. _____ 1.000 (7-7), JT Thor vs. #1 Gonzaga (11/27/20)
 _____ 1.000 (6-6), Justin Powell vs. Saint Joseph's (11/26/20)
 Rebounds _____ 11, Jaylin Williams vs. Saint Joseph's (11/26/20)
 Assists _____ 9, Sharife Cooper vs. Alabama (1/9/21)
 _____ 9, Justin Powell vs. Arkansas (12/30/20)
 _____ 9, Justin Powell vs. South Alabama (12/4/20)
 Steals _____ 3 (6x), last Sharife Cooper and JT Thor vs. Alabama (1/9/21)
 Blocked Shots _____ 4, JT Thor vs. Alabama (1/9/21)
 _____ 3, Babatunde Akingbola vs. Arkansas (12/30/20)
 _____ 3, Babatunde Akingbola vs. Saint Joseph's (11/26/20)
 Turnovers _____ 8, Allen Flanigan at Ole Miss (1/6/21)
 Fouls _____ 5, JT Thor vs. Saint Joseph's (11/26/20)
 Minutes _____ 37, Jaylin Williams vs. Saint Joseph's (11/26/20)

OPPONENT INDIVIDUAL GAME HIGHS

Points _____ 29, Michael Flowers vs. South Alabama (12/4/20)
 _____ 28, Drew Timme vs. #1 Gonzaga (11/27/20)
 _____ 28, Taylor Funk vs. Saint Joseph's (11/26/20)
 Field Goals Made _____ 11, Michael Flowers vs. South Alabama (12/4/20)
 _____ 11, Drew Timme vs. #1 Gonzaga (11/27/20)
 _____ 11, Taylor Funk vs. Saint Joseph's (11/26/20)
 Field Goal Att. _____ 20, Michael Flowers vs. South Alabama (12/4/20)
 _____ 20, Ryan Daly vs. Saint Joseph's (11/26/20)
 FG Pct. _____ .833 (5-6), Khadim Sy at Ole Miss (1/6/21)
 3-Point FG Made _____ 4 (5x), last Joshua Primo vs. Alabama (1/9/21)
 3-Point FG Att. _____ 9 (3x), last Kayo Goncalves vs. South Alabama (12/4/20)
 3-Pt FG Pct. _____ 1.000 (3-3), Khadim Sy at Ole Miss (1/6/21)
 Free Throws Made _____ 8, Joshua Primo vs. Alabama (1/9/21)
 Free Throw Att. _____ 10, Ryan Daly vs. Saint Joseph's (11/26/20)
 FT Pct. _____ 1.000 (8-8), Joshua Primo vs. Alabama (1/9/21)
 Rebounds _____ 14, Moussa Cisse vs. Memphis (12/12/20)
 Assists _____ 10, Devontae Shuler at Ole Miss (1/6/21)
 Steals _____ 5, Herbert Jones vs. Alabama (1/9/21)
 Blocked Shots _____ 2 (3x), last Herbert Jones vs. Alabama (1/9/21)
 Turnovers _____ 6, John Walker III vs. Texas Southern (12/15/20)
 Fouls _____ 5 (6x), last Luis Rodriguez at Ole Miss (1/6/21)
 Minutes _____ 42, Ryan Daly vs. Saint Joseph's (11/26/20)

THE LAST TIME - TEAM

Defeated a ranked team at home _____ vs. #18 LSU (2/8/20)
 Defeated a ranked team on the road _____ at #23 Tennessee (1/2/18)
 Defeated a ranked team at a neutral site _____ vs. #7 Kentucky (3/31/19)
 Defeated a top-10 team at home _____ vs. #5 Tennessee (3/9/19)
 Defeated a top-10 team on the road _____ at #8 Arkansas (1/23/93)
 Defeated a top-10 team at a neutral site _____ vs. #7 Kentucky (3/31/19)
 Won in overtime _____ vs. Saint Joseph's, 96-91 (OT) (11/26/20)
 Lost in overtime _____ vs. Missouri (SECT), 86-83 (OT) (3/8/17)
 Won in double overtime _____ at Ole Miss, 83-82 (2OT) (1/28/20)
 Lost in double overtime _____ at Arkansas, 88-80 (2OT) (1/16/13)
 Played back-to-back overtime games _____ at Arkansas, W 79-76 (OT) (2/5/20)
 _____ vs. LSU, W 91-90 (OT) (2/8/20)
 _____ vs. Alabama, W 95-91 (OT) (2/12/20)
 Played in three straight overtime games _____ at Arkansas, W 79-76 (OT) (2/5/20)
 _____ vs. LSU, W 91-90 (OT) (2/8/20)
 _____ vs. Alabama, W 95-91 (OT) (2/12/20)
 Played at least three overtimes _____ vs. Georgia (SECT) (4OT) (3/1/79)
 Shot 70% for a half _____ 75.0% (18-24) vs. Troy (1st) (12/19/20)
 Shot 70% for a half (SEC) _____ 72.7% (16-22) at Ole Miss (2/22/03)
 Shot 60% for a game _____ 61.8% (42-68) vs. Winthrop (11/24/17)
 Shot 60% for a game (SEC) _____ 61.1% (33-54) at Arkansas (2/17/16)
 Shot less than 30% for game _____ 25.8% (17-66) vs. Clemson (3/18/18)
 Shot 100% from the FT line _____ 100% (6-6) vs. Long Beach State (12/23/11)
 Shot 60% from 3-point line _____ 65.4% (17-26) vs. Vanderbilt (2/3/18)
 Shot less than 30% in half _____ 26.9% (7-26) at Texas A&M (1st) (1/2/21)
 Shot less than 20% in half _____ 18.2% (6-33) vs. Clemson (1st) (3/18/18)
 Shot less than 10% in a half _____ 8.3% (2-24) vs. LSU (1st) (1/8/11)
 Attempted 50 free throws _____ 52 vs. Vanderbilt (2/6/54)
 Attempted 40 free throws _____ 43 vs. Saint Joseph's (11/26/20)
 Attempted 30 free throws in half _____ 30 at Missouri (2nd) (2/15/20)
 Made 30 free throws _____ 33 vs. Kentucky (2/1/20)
 Made 30 free throws (SEC) _____ 33 vs. Kentucky (2/1/20)
 Made at least 10 3-point field goals _____ 10 at Ole Miss (1/6/21)
 Made at least 15 3-point field goals _____ 15 vs. Arkansas (12/30/20)
 Failed to make 3-point field goal _____ vs. Kentucky (0-15) (1/19/13)
 Had at least 50 rebounds _____ 56 vs. Saint Joseph's (11/26/20)
 Had less than 20 rebounds _____ 17 vs. Florida (3/16/19)
 Had at least 25 assists _____ 27 vs. CSUN (11/15/19)
 Had at least 20 assists _____ 24 vs. South Alabama (12/4/20)
 Had at least 15 steals _____ 18 vs. Tennessee (2/22/20)
 Had at least 10 blocks _____ 10 vs. Alabama (1/9/21)
 Had at least 15 blocks _____ 17 vs. Nicholls State (11/25/11)
 Had at least 25 lead changes _____ 27 at Arkansas (1/16/13)
 Scored 50 points in a half _____ 54 vs. Alabama (2nd) (1/9/21)
 Scored 50 points in a half (SEC) _____ 54 vs. Alabama (2nd) (1/9/21)
 Scored 60 points in a half _____ 66 vs. CSUN (1st) (11/15/19)
 Scored 60 points in a half (SEC) _____ 64 at Tennessee (2nd) (2/15/06)
 Scored 70 points in a half _____ 72 vs. Northwestern State (2nd) (11/27/15)
 Scored 100 points _____ 116 vs. CSUN (11/15/19)
 Scored 100 points (SEC) _____ 102 vs. Alabama (2/13/99)
 Scored under 20 points in 1st half _____ 19 vs. Clemson (3/18/18)
 Scored under 20 points in 2nd half _____ 14 vs. Tulsa (11/24/14)
 Scored under 10 points in a half _____ 6 vs. LSU (1st) (1/8/11)
 Scored 35 or under points in a game _____ 35 vs. Tulsa (11/24/14)
 Scored under 50 points in game _____ 45 at Tennessee (2/9/16)
 Scored under 50 points in game (SEC) _____ 45 at Tennessee (2/9/16)

THE LAST TIME - INDIVIDUAL

Scored at least 30 points	Samir Doughty (32) at Tennessee (3/7/20)
Scored at least 35 points	Toney Douglas (38) vs. Nicholls State (11/24/04)
Scored at least 40 points	Wesley Person (44) vs. UAB (12/16/93)
Had two players with at least 20 points	Austin Wiley (22), J'Von McCormick (21) at Missouri (2/15/20)
Had three players with at least 20 points	Samir Doughty (26), J'Von McCormick (23), Devan Cambridge (21) vs. LSU (2/8/20)
Had two players with 25 points	Bryce Brown (26), Jared Harper (25) vs. Xavier (OT) (11/19/18)
Had two players with 25 points (SEC)	Chris Denson (30), KT Harrell (26) vs. Mississippi State (2/14/14)
Scored 20 points in a half	Sharife Cooper (20, 2nd) vs. Alabama (1/9/21)
Scored 20 points in 1st half	Bryce Brown (20) at Texas A&M (1/16/19)
Scored 20 points in 2nd half	Sharife Cooper (20) vs. Alabama (1/9/21)
Scored 25 points in a half	Bryce Brown (25, 2nd) vs. Kentucky (1/19/19)
A player had back-to-back 20-point games	Jamal Johnson (21) at Arkansas (12/30/20); (20) at Texas A&M (1/2/21)
A player had back-to-back 20-point SEC games	Jamal Johnson (21) at Arkansas (12/30/20); (20) at Texas A&M (1/2/21)
A player had back-to-back 25-point SEC games	Samir Doughty (25) vs. Texas A&M (3/4/20); (32) at Tennessee (3/7/20)
A player had three straight 25-point SEC games	Chris Denson (29) at LSU (2/8/14); (26) vs. Kentucky (2/12/14); (30) vs. Mississippi State (2/15/14)
A player had four straight 25-point SEC games	Chris Denson (25) at South Carolina (2/5/14); (29) at LSU (2/8/14); (26) vs. Kentucky (2/12/14); (30) vs. Mississippi State (2/15/14)
A player had five straight 25-point SEC games	Keenan Carpenter (44) vs. LSU (1/8/89); (28) vs. Mississippi State (2/11/89); (33) at Florida (2/15/89); (32) at Ole Miss (2/18/89); (29) vs. Kentucky (2/20/89)
A player had back-to-back 20-point games off the bench	Jamal Johnson (21) at Arkansas (12/30/20); (20) at Texas A&M (1/2/21)
Zero players scored in double figures	at Vanderbilt (1/7/12)
Only one player scored in double figures	Jamal Johnson (18) at UCF (11/30/20)
Five players scored in double figures	Sharife Cooper (26), Allen Flanigan (19), JT Thor (15), Devan Cambridge (10), Jamal Johnson (10) vs. Alabama (1/9/21)
Five players scored in double figures (SEC)	Sharife Cooper (26), Allen Flanigan (19), JT Thor (15), Devan Cambridge (10), Jamal Johnson (10) vs. Alabama (1/9/21)
All five starters scored in double figures	Justin Powell (26), Allen Flanigan (14), Jaylin Williams (13), Devan Cambridge (12), JT Thor (10) vs. South Alabama (12/4/20)
Six players scored in double figures	Samir Doughty (33), Isaac Okoro (17), Danjel Purifoy (16), Devan Cambridge (10), Anfernee McLemore (10) and Austin Wiley (10) vs. CSUN (11/15/19)
Six players scored in double figures (SEC)	Desean Murray (16), Mustapha Heron (15), Bryce Brown (13), Anfernee McLemore (13), Jared Harper (12), Horace Spencer (12) vs. Ole Miss (1/9/18)
Had at least 15 rebounds	Austin Wiley (17) vs. Alabama (2/12/20)
Had at least 15 rebounds (SEC)	Austin Wiley (17) vs. Alabama (2/12/20)
Had at least 20 rebounds	Kelvin Ardister (20) vs. Tennessee (1/4/89)
Had at least 25 rebounds	Rex Frederick (25) at Ole Miss (1/6/58)
Had at least 20 pts & 20 reb	Kelvin Ardister (22 pts, 20 reb) vs. Tennessee (1/4/89)
Had two players with at least 10 rebounds	Jaylin Williams (11) and Devan Cambridge (10) vs. Saint Joseph's (11/26/20)
Had at least three players with 10 rebounds	Korvotney Barber (13), Quantez Robertson (10), Lucas Hargrove (10) at Virginia (12/20/08)
Had a double-double	Allen Flanigan (19 pts, 10 reb) vs. Arkansas (12/30/20)
Had two straight double-doubles	Austin Wiley (15 pts, 11 reb) vs. Ole Miss (2/25/20); (10 pts, 12 reb) at Kentucky (2/29/20)
Had three straight double-doubles	Austin Wiley (10 pts, 13 reb) vs. LSU (2/8/20); (18 pts, 17 reb) vs. Alabama (2/12/20); (22 pts, 10 reb) at Missouri (2/15/20)
Had four straight double-doubles	Cinmeon Bowers (19 pts, 19 reb) vs. Middle Tennessee (12/12/15); (13 pts, 12 reb) vs. Mercer (12/15/15); (12 pts, 11 reb) at Xavier (12/19/15); (12 pts, 12 reb) vs. New Mexico (12/22/15)
Had five straight double-doubles	Jeff Moore (26 pts, 11 reb) vs. Ole Miss (3/2/88); (20 pts, 11 reb) at LSU (3/5/88); (22 pts, 11 reb) vs. Georgia (3/11/88); (13 pts, 13 reb) vs. Bradley (3/17/88); (22 pts, 11 reb) vs. Oklahoma (3/19/88)
Had two players with a double-double	Devan Cambridge (13 pts, 10 reb) and Jaylin Williams (18 pts, 11 reb) vs. Saint Joseph's (11/26/20)
Had a double-double with points and assists	Jared Harper (12 pts, 10 ast) vs. Murry State (12/22/18)
Had a triple-double	Kenny Gabriel (24 pts, 13 reb, 10 blk) vs. Bethune-Cookman (1/2/12)
Had 10 assists	J'Von McCormick (10) vs. Texas A&M (3/4/20)
Had 15 assists	J'Von McCormick (16) vs. CSUN (11/15/19)
Had two players with at least five blocks	Rob Chubb (5), Willy Kouassi (5) vs. Nicholls State (11/25/11)
Had 10 blocks	Kenny Gabriel (10) vs. Bethune-Cookman (1/2/12)
Had five steals	J'Von McCormick (5) vs. Tennessee (2/22/20)
Had five steals (SEC)	J'Von McCormick (5) vs. Tennessee (2/22/20)
Made 25 straight free throws	Danjel Purifoy (27) (11/23/16-12/18/16)
Hit buzzer-beater shot to win a game	T.J. Dunans vs. Mercer (3-pt FG, 76-74) (12/18/16)
Played more than 40 minutes	Samir Doughty (41) vs. Alabama (2/12/20)

1



JAMAL JOHNSON

6-4 • 195

Jr. • G

Birmingham, Ala.

(Memphis)

2020-21 (Junior): Appeared in 10 games as first player off the bench ... earned two starts, both coming in SEC play ... posted back-to-back 20-point performances off the bench against Arkansas and Texas A&M ... 21 points against Arkansas was a career high ... ranks 15th in the SEC with 15.5 points per game in league play ... leads the conference with 28 3-pointers on the season ... knocked down three or more 3s in four of his last five games and six games total ... made five 3s in a game three times this season ... reached double figures seven times, including all four SEC games.

2019-20 (Sophomore): Averaged 3.5 points, 1.3 rebounds, 0.4 assists and 0.3 steals in 11.1 minutes per game ... appeared in all 31 games off the bench ... team's best 3-point shooter at 38.6 percent (27-of-70) ... knocked down a 3 in 14 games ... made multiple 3s eight times, including three SEC games ... team was 7-1 in those games ... reached double figures three times ... played double-digit minutes in 17 games ... pulled down a season-high five rebounds in the 2019-20 opener vs. Georgia Southern (Nov. 5) ... scored season-best 14 points at South Alabama (Nov. 12) and home against Lipscomb (Dec. 29) ... finished with 10 points on 3 of 5 shooting at Alabama (Jan. 15) in the same arena where his father, Buck, played.

2018-19: Took a redshirt and has three seasons of eligibility remaining after transferring from Memphis.

BEFORE AUBURN: Averaged 6.9 points and 3.3 rebounds in 34 games for the Memphis Tigers as a freshman during the 2017-18 season ... started 27 contests ... buried 47 3-pointers, good for second on the team ... drained 70 percent of his attempts from the charity stripe ... racked up 22 steals and 16 blocks ... reached double figures 11 times, including his first career game against Alabama ... team was 9-2 when he scored 10-plus points ... tabbed American Athletic Conference Freshman of the Week (Dec. 11) earned American Athletic Conference All-Academic Team honors ... made first career start vs. Bryant (Dec. 9) where he scored 18 points on six makes from downtown to go along with four rebounds and three assists in 33 minutes ... matched his season-high of 18 points in road tilts at USF (Jan. 31) and UConn (Feb. 25) during American Athletic Conference play ... nailed the game-winning 3-point play to take down Samford (Dec. 5) as time expired.

HIGH SCHOOL AND PERSONAL: Tabbed as the No. 8 combo guard in the country by 247Sports ... ranked No. 111 by Rivals and No. 151 by 247Sports ... named First Team All-State by the Alabama Sports Writers Association ... averaged 24.8 points, 7.1 rebounds, and 2.7 assists per game during senior season ... as a junior, averaged 18.1 points, 7.1 rebounds and 4.3 assists per contest ... tabbed Second Team All-State following junior season and was named an Alabama Boys Basketball North All-Star with All-Academic Team ... was also selected to the All-Area and All-Metro Team ... played with the Atlanta Xpress in the Under Armour Association before teaming with Team Carroll in the Adidas Gauntlet Circuit ... son of Alfonso "Buck" and Felicia Johnson ... has two siblings: Alfonso III and Trey Johnson ... father, Buck, was the 20th overall pick in the 1986 NBA Draft and played seven seasons in the professional ranks with the Houston Rockets and Washington Bullets ... enrolled in the College of Liberal Arts.

CAREER HIGHS

Points	21 vs. Arkansas (12/30/20)
Rebounds	8 (2x) last at UConn (2/25/18)
Field Goals	7 vs. Arkansas (12/30/20)
Field Goals Att.	16 at Texas A&M (1/2/21)
3-Pt. Field Goals	6 vs. Bryant (12/9/17)
3-Pt. Field Goals Att.	14 at Texas A&M (1/2/21)
Free Throws	6 (2x) last at UConn (2/25/18)
Free Throws Att.	8 (2x) last at UConn (2/25/18)
Assists	3 (3x) last vs. Houston (2/22/18)
Blocks	3 vs. Tulsa (1/6/18)
Steals	3 vs. Arkansas (12/30/20)
Minutes	40 vs. Cincinnati (3/10/18)

2020-21 JOHNSON GAME-BY-GAME

Opp.	Start	Min.	FG-A	3FG-A	FT-A	O-D-T	PF	A	TO	BLK	STL	PTS
Saint Joe's		15	1-6	0-4	2-2	0-0-0	2	1	0	0	0	4
Gonzaga		22	4-12	3-11	0-0	0-2-2	1	1	1	0	0	11
UCF		29	6-14	5-12	1-3	2-3-5	4	2	0	0	0	18
S. Alabama		22	3-6	2-5	0-0	2-2-4	1	0	1	0	1	8
Memphis		22	0-4	0-2	1-4	0-3-3	2	1	1	0	0	1
Texas So.		21	1-5	0-2	4-5	0-0-0	0	1	0	0	1	6
Troy		22	1-3	0-2	2-3	1-2-3	0	1	0	0	1	4
App. State		25	5-9	3-6	1-1	0-2-2	4	1	2	0	0	14
Arkansas		23	7-11	5-7	2-2	0-1-1	3	0	0	0	3	21
Texas A&M		26	6-16	5-14	3-3	0-0-0	1	0	1	1	1	20
Ole Miss	*	34	4-14	3-9	0-0	1-3-4	2	1	0	0	1	11
Alabama	*	26	3-6	2-4	2-3	0-2-2	4	1	2	0	1	10
Georgia												
Kentucky												
Arkansas												
S. Carolina												
Missouri												
Baylor												
Georgia												
Ole Miss												
Vanderbilt												
Kentucky												
Miss. State												
LSU												
Florida												
Tennessee												
Alabama												

JOHNSON'S MISCELLANEOUS STATS

	2017-18	2019-20	2020-21	Career
Games with 10+ Pts	11	3	7	21
Games with 20+ Pts	0	0	2	2
Games 5+ 3s	1	0	3	4
Games with 5+ Reb	7	1	1	9
Games with 10+ Reb	0	0	0	0
Games with 5+ Ast	0	0	0	0
Games with 10+ Ast	0	0	0	0
Games with 5+ Blk	0	0	0	0
Games with 5+ Stl	0	0	0	0
Double-Doubles	0	0	0	0

JOHNSON'S CAREER STATISTICS

Year	GP-GS	Min-Avg	FG-FGA	Pct	3FG-A	Pct	FT-FTA	Pct	Off-Def-Tot--Avg	PF-FO	Ast	TO	Blk	Stl	Pts	Avg
2017-18*	34-27	901-26.5	70-200	.350	47-141	.333	46-66	.697	25-86-111--3.3	65-0	35	32	16	22	233	6.9
2019-20	31-0	347-11.2	29-82	.354	27-70	.386	22-32	.688	15-24-39--1.3	35-0	11	13	2	9	107	3.5
2020-21	12-2	283-23.6	41-106	.387	28-78	.359	18-26	.692	6-20-26--2.2	24-0	10	8	1	9	128	10.7
TOTAL	77-29	1531-19.9	140-388	.361	102-289	.353	86-124	.694	46-130-176--2.3	124-0	56	53	19	40	468	6.1

*while at Memphis

2

SHARIFE COOPER

6-1 • 180

Fr. • G

Powder Springs, Ga.
(McEachern HS)



2020-21 (Freshman): Made Auburn debut against Alabama on Jan. 9 and finished with 26 points, nine assists, four rebounds and three steals in 33 minutes ... one of eight Division 1 players to score 26 points and dish out nine assists in a game this season ... with 26 points, tied Eddie Johnson for the most points scored by a freshman in his first game in program history ... made 9 of 10 shots from the charity stripe ... named SEC Freshman of the Week on Jan. 11.

HIGH SCHOOL AND PERSONAL: Consensus 5-star and top-20 prospect ... highest rated signee in program history, according to 247Sports ... ranked as the 19th player in the country by 247Sports and ESPN and 20th by Rivals ... tabbed as the No. 2 player in the state of Georgia by 247Sports and ESPN ... labeled as the No. 3 point guard nationally by 247Sports and the No. 5 floor general in the country by Rivals and ESPN ... became the third McDonald's All-American signee in program history, joining Frank Ford (1983) and Korvotney Barber (2005) ... tabbed a Sports Illustrated First Team All-American following his senior season ... also was a Third Team Naismith All-American ... played at McEachern High School ... averaged 30.6 points, 7.8 assists and 3.6 steals per game as a senior ... became McEachern High School's all-time leader scorer, eclipsing 2,000 career points on senior night ... guided team to second straight state Final Four ... voted First Team All-Metro ... as a junior, averaged 28.6 points, 8.7 assists, 6.0 rebounds and 4.1 steals per game ... named the 2018-19 USA Today National Player of the Year after leading McEachern to a 32-0 record and a state title his junior year ... was also named MaxPreps Basketball Player of the Year and Georgia Gatorade Player of the Year ... took part in the 2019 USA Basketball Men's Junior National Team July minicamp ... on the AAU circuit, played for Athletes of Tomorrow ... named the Offensive Player of the Year in the Nike EYBL ... averaged 25.3 points, 8.6 assists and 4.9 rebounds per game in Nike EYBL.

CAREER HIGHS

Points	26 vs. Alabama (1/9/21)
Rebounds	4 vs. Alabama (1/9/21)
Field Goals	8 vs. Alabama (1/9/21)
Field Goals Att.	19 vs. Alabama (1/9/21)
3-Pt. Field Goals	1 vs. Alabama (1/9/21)
3-Pt. Field Goals Att.	7 vs. Alabama (1/9/21)
Free Throws	9 vs. Alabama (1/9/21)
Free Throws Att.	10 vs. Alabama (1/9/21)
Assists	9 vs. Alabama (1/9/21)
Blocks	-
Steals	3 vs. Alabama (1/9/21)
Minutes	33 vs. Alabama (1/9/21)

2020-21 COOPER GAME-BY-GAME

Opp.	Start	Min.	FG-A	3FG-A	FT-A	O-D-T	PF	A	TO	BLK	STL	PTS
Saint Joe's	-	dnp-										
Gonzaga	-	dnp-										
UCF	-	dnp-										
S. Alabama	-	dnp-										
Memphis	-	dnp-										
Texas So.	-	dnp-										
Troy	-	dnp-										
App. State	-	dnp-										
Arkansas	-	dnp-										
Texas A&M	-	dnp-										
Ole Miss	-	dnp-										
Alabama	*	33	8-19	1-7	9-10	1-3-4	3	9	5	0	3	26
Georgia												
Kentucky												
Arkansas												
S. Carolina												
Missouri												
Baylor												
Georgia												
Ole Miss												
Vanderbilt												
Kentucky												
Miss. State												
LSU												
Florida												
Tennessee												
Alabama												

COOPER'S MISCELLANEOUS STATS

	2020-21	Career
Games with 10+ Pts	0	0
Games with 20+ Pts	0	0
Games 5+ 3s	0	0
Games with 5+ Reb	0	0
Games with 10+ Reb	0	0
Games with 5+ Ast	0	0
Games with 10+ Ast	0	0
Games with 5+ Blk	0	0
Games with 5+ Stl	0	0
Double-Doubles	0	0

COOPER'S CAREER STATISTICS

Year	GP-GS	Min-Avg	FG-FGA	Pct	3FG-A	Pct	FT-FTA	Pct	Off-Def-Tot--Avg	PF-FO	Ast	TO	Blk	Stl	Pts	Avg
2020-21	1-1	32-32.0	8-19	.421	1-7	.143	9-10	.900	1-3-4--4.0	3-0	9	5	0	3	26	26.0
TOTAL	1-1	32-32.0	8-19	.421	1-7	.143	9-10	.900	1-3-4--4.0	3-0	9	5	0	3	26	26.0

4

JAVON FRANKLIN

6-7 • 220

Jr. • F

Little Rock, Ark.

(Holmes CC)



2020-21 (Junior): Appeared in nine games off the bench ... scored his first career points with a dunk against Gonzaga ... scored two points and pulled down a career-high four rebounds in five minutes of action vs. Memphis ... grabbed at least one board in six of his nine games.

2019-20 (Sophomore): Averaged 0.2 rebounds and 0.2 assists in 1.2 minutes per game ... appeared in five games off the bench ... first action in an Auburn uniform came against CSUN (Nov. 15) ... pulled down a rebound vs. Georgia (Jan. 11).

BEFORE AUBURN: Played one season at Holmes CC (Miss.) ... averaged 10.8 points and 8.2 rebounds as a freshman ... suffered season-ending leg injury one game into his sophomore season ... finished 19th in the country with a 63.2 field goal percentage in 2017-18 ... was 15th in the NJCAA with 72 blocks ... reached double figures in scoring 16 times and nine times in rebounds, while totaling seven double-doubles.

HIGH SCHOOL AND PERSONAL DATA: Labeled as a three-star by both Rivals and 247Sports ... chosen as the No. 23 JUCO player in the country by 247Sports ... also the No. 1 JUCO player from Arkansas ... attended Parkview Magnet High School where he averaged 16.0 points, 8.7 rebounds, 2.1 blocks, 1.9 assists and 1.8 steals as a senior in 2016-17 ... led team to 28-6 record and was named the 2017 Full Court Award Player of the Year ... tabbed the 6A McDonald's Arkansas Player of the Year and the state championship MVP ... son of Gavonna Washington ... enrolled in the College of Liberal Arts.

CAREER HIGHS

Points	2 (2x) last vs. Memphis (12/12/20)
Rebounds	4 vs. Memphis (12/12/20)
Field Goals	1 (2x) last vs. Memphis (12/12/20)
Field Goals Att.	2 (2x) last at Texas A&M (1/2/21)
3-Pt. Field Goals	-
3-Pt. Field Goals Att.	1 vs. Arkansas (12/30/20)
Free Throws	-
Free Throws Att.	2 vs. Arkansas (12/30/20)
Assists	2 vs. Arkansas (12/30/20)
Blocks	1 (3x) last at Texas A&M (1/2/21)
Steals	1 at UCF (11/30/20)
Minutes	10 vs. Troy (12/19/20)

2020-21 FRANKLIN GAME-BY-GAME

Opp.	Start	Min.	FG-A	3FG-A	FT-A	O-D-T	PF	A	TO	BLK	STL	PTS
Saint Joe's	-dnp-											
Gonzaga	9	1-1	0-0	0-0	0-1-1	0	0	1	1	0	2	
UCF	5	0-0	0-0	0-0	0-1-1	0	0	0	0	1	0	
S. Alabama	-dnp-											
Memphis	5	1-2	0-0	0-0	2-2-4	1	0	0	0	0	2	
Texas So.	1	0-0	0-0	0-0	0-0-0	1	0	0	0	0	0	
Troy	10	0-0	0-0	0-1	0-1-1	2	1	0	1	0	0	
App. State	-dnp-											
Arkansas	3	0-1	0-1	0-2	0-0-0	0	2	0	0	0	0	
Texas A&M	9	0-2	0-0	0-0	0-1-1	0	0	0	1	0	0	
Ole Miss	3	0-1	0-0	0-0	0-0-0	0	0	0	0	0	0	
Alabama	6	0-1	0-0	0-0	0-1-1	0	0	0	0	0	0	
Georgia												
Kentucky												
Arkansas												
S. Carolina												
Missouri												
Baylor												
Georgia												
Ole Miss												
Vanderbilt												
Kentucky												
Miss. State												
LSU												
Florida												
Tennessee												
Alabama												

FRANKLIN'S MISCELLANEOUS STATS

	2019-20	2020-21	Career
Games with 10+ Pts	0	0	0
Games with 20+ Pts	0	0	0
Games 5+ 3s	0	0	0
Games with 5+ Reb	0	0	0
Games with 10+ Reb	0	0	0
Games with 5+ Ast	0	0	0
Games with 10+ Ast	0	0	0
Games with 5+ Blk	0	0	0
Games with 5+ Stl	0	0	0
Double-Doubles	0	0	0

FRANKLIN'S CAREER STATISTICS

Year	GP-GS	Min-Avg	FG-FGA	Pct	3FG-A	Pct	FT-FTA	Pct	Off-Def-Tot--Avg	PF-FO	Ast	TO	Blk	Stl	Pts	Avg
2019-20	5-0	5-1.0	0-0	.000	0-0	.000	0-0	.000	0-1-1--0.2	0-0	1	1	0	0	0	0.0
2020-21	9-0	46-5.1	2-8	.250	0-1	.000	0-3	.000	2-7-9--1.0	4-0	3	1	3	1	4	0.4
TOTAL	14-0	51-3.6	2-8	.250	0-1	.000	0-3	.000	2-8-10--0.7	4-0	4	2	3	1	4	0.3

5

CHRIS MOORE

6-6 • 240

Fr. • F

West Memphis, Ark.
(West Memphis HS)



2020-21 (Freshman): Appeared in 12 games off the bench ... second on the team with a 58.3 field-goal percentage (14-24) ... scored in nine of team's 12 games ... posted career highs in points (8) and rebounds (6) against Troy ... pulled down four-plus rebounds in three games.

HIGH SCHOOL AND PERSONAL: Labeled as a four-star prospect by Rivals and a three-star prospect by 247Sports and ESPN ... ranked as the 103rd player in the country by Rivals and 122nd by 247Sports ... tabbed as the No. 3 player out of the state of Arkansas by 247Sports and No. 5 by ESPN ... named the Arkansas Player of the Year following senior season ... played at West Memphis High School ... voted all-state four times, including a first team nod in his final campaign ... became the school's all-time leader in points and rebounds ... is the only player in school history to play four seasons on the varsity squad ... guided West Memphis to the Arkansas state championship game, averaging 18.7 points and 16.3 rebounds per game during the playoffs ... guided team to the No. 1 overall rank in Arkansas ... is a four-time all-conference player ... named the 5A East Player of the Year following junior season in which he averaged 17.2 points, 13 rebounds, 4.9 assists and 1.5 blocks per game while shooting 63 percent ... played for Woodz Elite in the Nike EYBL ... averaged 17.7 points, 6.1 rebounds, 1.3 assists and 1.1 blocks per game on the AAU circuit ... led team to No. 1 national ranking as a sophomore.

CAREER HIGHS

Points	8 vs. Troy (12/19/20)
Rebounds	6 vs. Troy (12/19/20)
Field Goals	4 vs. Troy (12/19/20)
Field Goals Att.	5 vs. Troy (12/19/20)
3-Pt. Field Goals	1 vs. South Alabama (12/4/20)
3-Pt. Field Goals Att.	2 vs. South Alabama (12/4/20)
Free Throws	3 vs. Saint Joseph's (11/26/20)
Free Throws Att.	3 vs. Saint Joseph's (11/26/20)
Assists	2 vs. Saint Joseph's (11/26/20)
Blocks	1 (2x) last vs. Texas Southern (12/15/20)
Steals	3 vs. Troy (12/19/20)
Minutes	16 (3x) last at Ole Miss (1/6/21)

2020-21 MOORE GAME-BY-GAME

Opp.	Start	Min.	FG-A	3FG-A	FT-A	O-D-T	PF	A	TO	BLK	STL	PTS
Saint Joe's	13	2-2	0-0	3-3	2-0-2	1	2	1	0	0	0	7
Gonzaga	14	0-2	0-0	1-2	2-2-4	2	0	2	0	0	0	1
UCF	4	0-1	0-1	0-0	0-0-0	0	0	0	0	0	1	0
S. Alabama	13	2-4	1-2	0-0	2-3-5	1	0	3	1	1	1	5
Memphis	8	1-2	0-1	0-0	1-0-1	1	0	0	0	0	0	2
Texas So.	12	2-2	0-0	0-1	0-1-1	1	0	0	0	1	0	4
Troy	14	4-5	0-1	0-1	4-2-6	3	0	2	0	0	3	8
App. State	16	1-2	0-0	0-0	1-0-1	2	0	1	0	0	0	2
Arkansas	16	0-1	0-1	2-2	1-1-2	1	0	0	0	0	0	2
Texas A&M	12	0-1	0-0	0-0	0-0-0	1	0	0	0	0	0	0
Ole Miss	16	2-2	0-0	0-0	0-1-1	0	1	0	0	0	0	4
Alabama	3	0-0	0-0	0-0	0-1-1	0	0	2	0	0	0	0
Georgia												
Kentucky												
Arkansas												
S. Carolina												
Missouri												
Baylor												
Georgia												
Ole Miss												
Vanderbilt												
Kentucky												
Miss. State												
LSU												
Florida												
Tennessee												
Alabama												

MOORE'S MISCELLANEOUS STATS

	2020-21	Career
Games with 10+ Pts	0	0
Games with 20+ Pts	0	0
Games 5+ 3s	0	0
Games with 5+ Reb	2	2
Games with 10+ Reb	0	0
Games with 5+ Ast	0	0
Games with 10+ Ast	0	0
Games with 5+ Blk	0	0
Games with 5+ Stl	0	0
Double-Doubles	0	0

MOORE'S CAREER STATISTICS

Year	GP-GS	Min-Avg	FG-FGA	Pct	3FG-A	Pct	FT-FTA	Pct	Off-Def-Tot--Avg	PF-FO	Ast	TO	Blk	Stl	Pts	Avg
2020-21	12-0	133-11.1	14-24	.583	1-6	.167	6-9	.667	13-11-24--2.0	13-0	3	11	2	5	35	2.9
TOTAL	12-0	133-11.1	14-24	.583	1-6	.167	6-9	.667	13-11-24--2.0	13-0	3	11	2	5	35	2.9

10

JT THOR

6-10 • 205

Fr. • F

Anchorage, Alaska
(Norcross HS)



2020-21 (Freshman): Started all 12 games as a freshman ... posted career highs in points (15), rebounds (9) and blocks (4) against Alabama his last time out ... became just the third Division 1 player and only freshman to record 15 points, nine rebounds, four blocks, three assists and two assists in a game this season ... scored in double figures five times, including twice in SEC play ... second on the team in free throws made (29) and free throw percentage (72.5) ... second on the team with 11 blocks and 11 steals ... blocked two more or shots in four of his last seven games ... 11 blocks is second among all SEC freshmen ... pulled down five-plus rebounds in four games this season, including each of his last three.

HIGH SCHOOL AND PERSONAL: Consensus four-star prospect ... ranked as the No. 45 player in the country by ESPN, No. 51 overall by 247Sports and No. 56 nationally by Rivals ... tabbed as the third-best player in the state of Georgia by ESPN and No. 4 by 247Sports ... labeled as the No. 8 power forward by 247Sports and ESPN and the No. 10 power forward by Rivals ... earned all-state honors from the Georgia Athletic Coaches Association and all-county honors from the Daily Post and the Gwinnett Tipoff Club ... played for Norcross High School and averaged a team-best 14.9 points per game to go along with 6.6 rebounds per contest ... was born in Nebraska, grew up in Alaska and played two seasons at Huntington Prep (W.Va.) before transferring to Norcross for final high school season ... averaged 8.6 points, 6.4 rebounds and 1.7 blocks between the Nike and adidas circuits ... didn't start playing basketball until the seventh grade.

CAREER HIGHS

Points	15 vs. Alabama (1/9/21)
Rebounds	9 vs. Alabama (1/9/21)
Field Goals	5 at Texas A&M (1/2/21)
Field Goals Att.	9 at Ole Miss (1/6/21)
3-Pt. Field Goals	2 vs. South Alabama (12/4/20)
3-Pt. Field Goals Att.	4 (3x) last vs. South Alabama (12/4/20)
Free Throws	7 vs. Gonzaga (11/27/20)
Free Throws Att.	7 (2x) last vs. Alabama (1/9/21)
Assists	4 vs. South Alabama (12/4/20)
Blocks	4 vs. Alabama (1/9/21)
Steals	3 (2x) last vs. Alabama (1/9/21)
Minutes	29 at Texas A&M (1/2/21)

2020-21 THOR GAME-BY-GAME

Opp.	Start	Min.	FG-A	3FG-A	FT-A	O-D-T	PF	A	TO	BLK	STL	PTS
Saint Joe's	*	16	2-6	1-4	2-4	1-0-1	5	0	3	0	0	7
Gonzaga	*	16	2-4	0-2	7-7	1-2-3	3	2	3	0	1	11
UCF	*	17	1-6	0-4	1-2	1-0-1	3	1	4	0	0	3
S. Alabama	*	27	3-6	2-4	2-2	1-3-4	1	4	1	0	1	10
Memphis	*	18	3-7	1-2	0-1	0-3-3	2	0	2	0	0	7
Texas So.	*	24	2-6	0-1	3-4	5-2-7	1	0	0	2	3	7
Troy	*	20	4-6	0-1	2-2	0-2-2	1	0	1	2	1	10
App. State	*	24	2-4	1-2	1-2	0-2-2	0	1	2	1	0	6
Arkansas	*	19	1-4	0-2	3-6	2-1-3	1	2	0	2	0	5
Texas A&M	*	29	5-8	0-1	0-0	2-3-5	2	1	2	0	1	10
Ole Miss	*	25	3-9	1-2	2-3	2-3-5	2	1	1	0	1	9
Alabama	*	24	4-7	1-3	6-7	1-8-9	3	2	0	4	3	15
Georgia												
Kentucky												
Arkansas												
S. Carolina												
Missouri												
Baylor												
Georgia												
Ole Miss												
Vanderbilt												
Kentucky												
Miss. State												
LSU												
Florida												
Tennessee												
Alabama												

THOR'S MISCELLANEOUS STATS

	2020-21	Career
Games with 10+ Pts	5	5
Games with 20+ Pts	0	0
Games 5+ 3s	0	0
Games with 5+ Reb	4	4
Games with 10+ Reb	0	0
Games with 5+ Ast	0	0
Games with 10+ Ast	0	0
Games with 5+ Blk	0	0
Games with 5+ Stl	0	0
Double-Doubles	0	0

THOR'S CAREER STATISTICS

Year	GP-GS	Min-Avg	FG-FGA	Pct	3FG-A	Pct	FT-FTA	Pct	Off-Def-Tot--Avg	PF-FO	Ast	TO	Blk	Stl	Pts	Avg
2020-21	12-12	252-21.0	32-73	.438	7-28	.250	29-40	.725	16-29-45--3.8	24-1	14	19	11	11	100	8.3
TOTAL	12-12	252-21.0	32-73	.438	7-28	.250	29-40	.725	16-29-45--3.8	24-1	14	19	11	11	100	8.3

13



BABATUNDE AKINGBOLA

6-10 • 245

So. • C

Ogun, Nigeria
(McEachern HS)

2020-21 (Sophomore): Appeared in 12 games off the bench ... tied for 12th in the SEC with 1.08 blocks per game ... blocked a shot in nine of team's 12 games ... set career highs in points (7), rebounds (8), blocked shots (3) and minutes played (26) in season opener against St. Joseph's.

2019-20 (Freshman): Averaged 0.2 points, 0.3 rebounds and 0.4 blocks in 2.3 minutes per game ... appeared in 13 games off the bench, including five in SEC play ... blocked a pair of shots in the first minute his career minute at South Alabama (Nov. 12) ... pulled down a pair of rebounds in five minutes of action vs. New Mexico (Nov. 25) ... scored his first career points with a dunk against Lipscomb (Dec. 29) ... saw a career-high six minutes in regular-season finale at Tennessee (March 7) and blocked a shot.

HIGH SCHOOL AND PERSONAL DATA: Labeled as a four-star prospect by Rivals and a three-star by 247Sports and ESPN ... tabbed as the No. 15 player in Georgia by 247Sports and ESPN ... played at McEachern High School ... was a two-time all-state selection ... team made the Final Four ... averaged 6.0 points, 6.1 rebounds, 3.0 blocks and 1.1 assists per game ... competed with Athletes of Tomorrow on the Nike EYBL circuit ... had 70 rebounds to go along with 27 blocks and shot 56 percent from the floor in 10 games for AOT during Nike 17U circuit ... led team to third-place finish at the 45th annual City of Palms Classic ... son of Akintayo and Temitayo Akingbola ... has four sisters: Yinka, Laide, Kemi and Lola ... goes by the nickname "Stretch" ... enrolled in the Harbert College of Business.

CAREER HIGHS

Points	7 vs. Saint Joseph's (11/26/20)
Rebounds	8 vs. Saint Joseph's (11/26/20)
Field Goals	2 (4x) last at Texas A&M (1/2/21)
Field Goals Att.	4 at UCF (11/30/20)
3-Pt. Field Goals	1 vs. Saint Joseph's (11/26/20)
3-Pt. Field Goals Att.	1 (3x) last vs. Memphis (12/12/20)
Free Throws	2 (3x) last vs. Memphis (12/12/20)
Free Throws Att.	5 vs. Saint Joseph's (11/26/20)
Assists	2 vs. Appalachian State (12/22/20)
Blocks	3 (2x) last vs. Arkansas (12/30/20)
Steals	2 (2x) last vs. Memphis (12/12/20)
Minutes	26 vs. Saint Joseph's (11/26/20)

2020-21 AKINGBOLA GAME-BY-GAME

Opp.	Start	Min.	FG-A	3FG-A	FT-A	O-D-T	PF	A	TO	BLK	STL	PTS
Saint Joe's	26	2-3	1-1	2-5	5-3-8	4	1	1	1	3	2	7
Gonzaga	19	2-3	0-1	0-1	2-2-4	2	0	2	1	0	4	4
UCF	21	1-4	0-0	2-3	4-1-5	2	0	2	1	0	4	4
S. Alabama	12	1-1	0-0	0-0	0-0-0	1	0	0	1	0	2	2
Memphis	17	1-2	0-1	2-2	1-1-2	2	0	1	1	1	2	4
Texas So.	12	1-1	0-0	0-0	0-0-0	2	0	2	0	0	2	4
Troy	12	2-3	0-0	1-2	0-1-1	1	0	0	1	0	5	5
App. State	17	0-3	0-0	0-1	1-2-3	2	2	0	0	0	1	0
Arkansas	13	1-1	0-0	0-0	0-1-1	3	0	0	3	0	2	2
Texas A&M	13	2-2	0-0	0-2	1-0-1	0	0	1	1	1	0	4
Ole Miss	8	0-0	0-0	0-0	0-0-0	3	0	1	1	0	0	0
Alabama	5	0-1	0-0	0-0	0-2-2	2	0	0	0	0	0	0
Georgia												
Kentucky												
Arkansas												
S. Carolina												
Missouri												
Baylor												
Georgia												
Ole Miss												
Vanderbilt												
Kentucky												
Miss. State												
LSU												
Florida												
Tennessee												
Alabama												

AKINGBOLA'S MISCELLANEOUS STATS

	2019-20	2020-21	Career
Games with 10+ Pts	0	0	0
Games with 20+ Pts	0	0	0
Games 5+ 3s	0	0	0
Games with 5+ Reb	0	2	2
Games with 10+ Reb	0	0	0
Games with 5+ Ast	0	0	0
Games with 10+ Ast	0	0	0
Games with 5+ Blk	0	0	0
Games with 5+ Stl	0	0	0
Double-Doubles	0	0	0

AKINGBOLA'S CAREER STATISTICS

Year	GP-GS	Min-Avg	FG-FGA	Pct	3FG-A	Pct	FT-FTA	Pct	Off-Def-Tot--Avg	PF-FO	Ast	TO	Blk	Stl	Pts	Avg
2019-20	13-0	30-2.3	1-4	.250	0-1	.000	0-0	.000	1-3-4--0.3	7-0	2	3	5	0	2	0.2
2020-21	12-0	170-14.2	13-24	.542	1-3	.333	7-16	.438	14-13-27--2.3	23-0	4	8	13	5	34	2.8
TOTAL	25-0	200-8.0	14-28	.500	1-4	.250	7-16	.438	15-16-31--1.2	30-0	6	11	18	5	36	1.4

22



ALLEN FLANIGAN

6-6 • 215

So. • G

Little Rock, Ark.

(Parkview Magnet HS)

2020-21 (Sophomore): Started all 12 games and taken over as one of the team's primary scoring options ... arguably one of the most improved players in the SEC ... leads the team and is tied for 13th in the conference with 14.0 points per game ... scored in double figures in 10 of team's 12 games, including four games with 18 or more points ... put up a career-high 20 points against Gonzaga on Nov. 27 ... shooting 47.6 percent from the field in SEC play, eighth-best in the conference ... posted first career double-double with 19 points and 10 rebounds vs. Arkansas on Dec. 28 ... ranks top 10 in the SEC in total points (168), field goals made (56) and assists (36) ... leads the team with 62 total rebounds ... pulled down five-plus rebounds in seven of team's 12 games ... second on the team in assists (36) and third in steals (10) ... knocked down 26 3-pointers, second-most in the SEC ... shooting 40 percent (26-65) from deep on the season ... leads the team and is 14th in the SEC in free throws made (30) ... 73.2 percent clip from the charity stripe is second on the team and 17th-best in the league.

2019-20 (Freshman): Averaged 3.2 points, 2.7 rebounds, 0.4 assists and 0.3 steals in 13.7 minutes per game ... appeared in all 31 games ... earned first career start at Missouri (Feb. 15) ... third-best rebounding guard on the team at 2.7 boards per contest ... pulled down at least four rebounds 10 times, including seven times in SEC play ... was a perfect 4-for-4 and scored eight points in 12 minutes vs. Furman (Dec. 5) ... recorded career-highs in points (12) and rebounds (6) against Georgia (Jan. 11) ... matched career high with six boards in home win vs. Alabama (Feb. 12) ... followed up with six rebounds and hit season-best five free throws at Missouri (Feb. 15) ... posted nine points and five rebounds in 22 minutes at Tennessee (March 7).

HIGH SCHOOL AND PERSONAL DATA: Labeled as a four-star by ESPN and a three-star by Rivals and 247Sports ... selected as the No. 1 player in Arkansas by ESPN and No. 3 by 247Sports ... attended Parkview Magnet High School where he played for his grandfather and local legend Alfred Flanigan ... won two state championships ... named the 5A Gatorade Arkansas Player of the Year ... also chosen as the district's top athlete ... played for the Joe Johnson Hawks in the adidas Gauntlet circuit, averaging 8.4 points, 3.6 rebounds and 1.2 assists per game ... led Hawks to 21-5 record and age division title in the Real Deal in the Rock ... son of Wes and Katrina Flanigan ... has two siblings: Collin and Mike ... father, Wes, was a four-year starter at point guard at Auburn from 1993-97 and is in the top 25 in program history with 1,228 career points ... father, Wes, was also an All-SEC selection in 1996 and is currently an assistant coach at Auburn ... enrolled in the College of Education.

CAREER HIGHS

Points	20 vs. Gonzaga (11/27/20)
Rebounds	10 vs. Arkansas (12/30/20)
Field Goals	7 vs. Gonzaga (11/27/20)
Field Goals Att.	12 (2x) last vs. Alabama (1/9/21)
3-Pt. Field Goals	4 (3x) last at Texas A&M (1/2/21)
3-Pt. Field Goals Att.	7 (3x) last at Texas A&M (1/2/21)
Free Throws	6 vs. Saint Joseph's (11/26/20)
Free Throws Att.	8 vs. Memphis (12/12/20)
Assists	6 vs. Appalachian State (12/22/20)
Blocks	1 (7x) last vs. Alabama (1/9/21)
Steals	2 (4x) last at Texas A&M (1/2/21)
Minutes	36 at Texas A&M (1/2/21)

2020-21 FLANIGAN GAME-BY-GAME

Opp.	Start	Min.	FG-A	3FG-A	FT-A	O-D-T	PF	A	TO	BLK	STL	PTS
Saint Joe's	*	35	3-8	0-2	6-7	3-2-5	4	2	1	0	0	12
Gonzaga	*	30	7-11	4-7	2-3	1-4-5	0	1	1	0	1	20
UCF	*	31	1-6	1-5	0-1	1-6-7	2	3	3	0	1	3
S. Alabama	*	23	5-8	4-6	0-0	1-1-2	1	2	2	0	2	14
Memphis	*	32	5-10	1-5	5-8	1-3-4	0	1	0	0	1	16
Texas So.	*	25	6-12	2-6	4-7	1-2-3	2	0	0	0	2	18
Troy	*	26	4-7	1-4	5-5	0-3-3	3	4	7	1	0	14
App. State	*	31	5-8	3-6	0-0	1-5-6	2	6	1	0	0	13
Arkansas	*	30	6-11	3-7	4-5	3-7-10	3	3	5	0	0	19
Texas A&M	*	36	6-11	4-7	0-0	0-3-3	1	4	6	0	2	16
Ole Miss	*	35	2-8	0-4	0-0	1-5-6	1	5	8	1	2	4
Alabama	*	35	6-12	3-6	4-5	3-5-8	2	4	3	1	1	19
Georgia												
Kentucky												
Arkansas												
S. Carolina												
Missouri												
Baylor												
Georgia												
Ole Miss												
Vanderbilt												
Kentucky												
Miss. State												
LSU												
Florida												
Tennessee												
Alabama												

FLANIGAN'S MISCELLANEOUS STATS

	2019-20	2020-21	Career
Games with 10+ Pts	1	9	10
Games with 20+ Pts	0	1	1
Games 5+ 3s	0	0	0
Games with 5+ Reb	6	7	13
Games with 10+ Reb	0	1	1
Games with 5+ Ast	0	2	2
Games with 10+ Ast	0	0	0
Games with 5+ Blk	0	0	0
Games with 5+ Stl	0	0	0
Double-Doubles	0	1	1

FLANIGAN'S CAREER STATISTICS

Year	GP-GS	Min-Avg	FG-FGA	Pct	3FG-A	Pct	FT-FTA	Pct	Off-Def-Tot--Avg	PF-FO	Ast	TO	Blk	Stl	Pts	Avg
2019-20	31-3	429-13.8	39-99	.394	5-35	.143	17-37	.459	24-59-83--2.7	52-0	11	25	4	8	100	3.2
2020-21	12-12	362-30.2	56-112	.500	26-65	.400	30-41	.732	16-46-62--5.2	24-0	36	38	4	10	168	14.0
TOTAL	43-15	791-18.4	95-211	.450	31-100	.310	47-78	.603	40-105-145--3.4	76-0	47	63	8	18	268	6.2

23

JAYLIN WILLIAMS

6-8 • 230

So. • F

Nahunta, Ga.

(Brantley County HS)



2020-21 (Sophomore): Joined the starting lineup this year, starting all 12 games ... third on the team averaging 10.8 points per game ... scored a career-high 24 points against Ole Miss, making 6 of 10 from deep ... scored in double figures in seven of team's 12 games ... posted first career double-double with 18 points and 11 rebounds against St. Joseph's ... 11 rebounds was a career high ... shooting 52 percent from the field, which ranks 15th in the SEC among players who have attempted 50 or more shots ... leads the team with 13 steals and is tied for the team lead with 13 blocks ... has a block or steal in 11 of 12 games ... ranked third on the team and 13th in the conference with 33 assists.

2019-20 (Freshman): Averaged 2.4 points, 1.8 rebounds, 0.4 assists, 0.4 blocks and 0.4 assists in 7.1 minutes per game ... appeared in 14 games off the bench, including eight in SEC play ... was top contributor off the bench in the final five games of the season, averaging 4.2 points and three rebounds per game while shooting at 53 percent clip in 13 minutes per contest ... recorded first career block in first career game vs. Colgate (Nov. 18) ... made career-long outing with 16 minutes and pulled down six rebounds to go along with two steals and an assist at Georgia (Feb. 19) ... scored career-high eight points and added three steals vs. Tennessee (Feb. 22) ... knocked down first career 3-pointer at Kentucky (Feb. 29).

HIGH SCHOOL AND PERSONAL DATA: Labeled as a four-star by both Rivals and 247Sports ... tabbed as the No. 109 prospect nationally by Rivals and No. 120 by 247Sports ... selected as the No. 4 player in the state of Georgia by 247Sports ... played for Brantley County High School where he was a First Team All-State selection as a junior and a senior ... averaged 25 points and 14 rebounds per game ... also played football as a wide receiver ... played for Game Elite on the adidas circuit, averaging 11.9 points, 4.9 rebounds and 1.9 assists while shooting 63 percent from the floor ... produced stat lines of 31 points, 14 assists and 11 rebounds, as well as 27 points, 13 rebounds and four blocks for Game Elite ... son of Shantel Williams ... is an only child ... enrolled in the College of Education.

CAREER HIGHS

Points	24 at Ole Miss (1/6/21)
Rebounds	11 vs. Saint Joseph's (11/26/20)
Field Goals	8 vs. Saint Joseph's (11/26/20)
Field Goals Att.	14 at Ole Miss (1/6/21)
3-Pt. Field Goals	6 at Ole Miss (1/6/21)
3-Pt. Field Goals Att.	10 at Ole Miss (1/6/21)
Free Throws	4 at Ole Miss (1/6/21)
Free Throws Att.	4 (3x) last at Ole Miss (1/6/21)
Assists	8 vs. Memphis (12/12/20)
Blocks	2 (6x) last vs. Alabama (1/9/21)
Steals	3 vs. Tennessee (2/22/20)
Minutes	37 vs. Saint Joseph's (11/26/20)

2020-21 WILLIAMS GAME-BY-GAME

Opp.	Start	Min.	FG-A	3FG-A	FT-A	O-D-T	PF	A	TO	BLK	STL	PTS
Saint Joe's	*	37	8-13	1-3	1-3	3-8-11	1	3	5	1	2	18
Gonzaga	*	21	0-3	0-1	0-0	1-1-2	4	0	1	2	1	0
UCF	*	24	3-5	0-1	2-4	2-6-8	2	2	1	2	1	8
S. Alabama	*	31	5-8	2-3	1-4	0-4-4	4	4	2	1	1	13
Memphis	*	27	3-8	0-2	0-0	1-2-3	4	8	1	2	0	6
Texas So.	*	27	6-12	0-4	3-4	2-4-6	0	0	2	2	2	15
Troy	*	17	5-6	1-2	0-0	0-6-6	3	2	3	0	2	11
App. State	*	24	6-12	3-8	0-1	1-3-4	2	1	0	1	0	15
Arkansas	*	30	5-8	2-2	1-4	1-1-2	2	2	5	0	0	13
Texas A&M	*	20	1-3	1-3	0-0	1-1-2	3	7	2	0	2	3
Ole Miss	*	30	7-14	6-10	4-4	1-3-4	3	4	3	0	2	24
Alabama	*	21	2-6	0-4	0-0	0-1-1	4	0	4	2	0	4
Georgia												
Kentucky												
Arkansas												
S. Carolina												
Missouri												
Baylor												
Georgia												
Ole Miss												
Vanderbilt												
Kentucky												
Miss. State												
LSU												
Florida												
Tennessee												
Alabama												

WILLIAMS' MISCELLANEOUS STATS

	2019-20	2020-21	Career
Games with 10+ Pts	0	7	7
Games with 20+ Pts	0	1	1
Games 5+ 3s	0	1	1
Games with 5+ Reb	2	4	6
Games with 10+ Reb	0	1	1
Games with 5+ Ast	0	2	2
Games with 10+ Ast	0	0	0
Games with 5+ Blk	0	0	0
Games with 5+ Stl	0	0	0
Double-Doubles	0	1	1

WILLIAMS' CAREER STATISTICS

Year	GP-GS	Min-Avg	FG-FGA	Pct	3FG-A	Pct	FT-FTA	Pct	Off-Def-Tot--Avg	PF-FO	Ast	TO	Blk	Stl	Pts	Avg
2019-20	14-0	100-7.1	15-28	.536	1-9	.111	3-3	1.000	8-17-25--1.8	12-0	6	6	5	6	34	2.4
2020-21	12-12	304-25.3	51-98	.520	16-43	.372	12-24	.500	13-40-53--4.4	32-0	33	29	13	13	130	10.8
TOTAL	26-12	404-15.5	66-126	.524	17-52	.327	15-27	.556	21-57-78--3.0	44-0	39	35	18	19	164	6.3

24

JUSTIN POWELL

6-6 • 205

Fr. • G

Prospect, Ky.

(North Oldham HS)



2020-21 (Freshman): Appeared in three games before joining the starting lineup ... has seven starts on the season ... tied Auburn record with 26 points in his home debut against South Alabama ... scored 26 in back-to-back games vs. South Alabama and Memphis ... one of two freshmen in the SEC to score 20 or more points in a game twice this season ... currently second on the team with 11.7 points per game ... leads the team in rebounds (6.1) and assists (4.7) per game ... pulled down six or more rebounds in seven of 10 games he's played in ... among SEC freshmen, ranks second in rebounds per game (6.1) and first in defensive rebounds per game (5.2) ... his 4.7 assists per game is fourth in the SEC and fifth nationally among freshmen ... ranks third in the SEC with a 1.81 assist-to-turnover ratio ... also third in the SEC and 11th among all freshmen in assist rate (32.9) ... leads the team and is tied for 13th in the conference with a 76.5 percent clip from the free throw line.

HIGH SCHOOL AND PERSONAL: Labeled as a four-star prospect by ESPN and a three-star prospect by 247Sports and Rivals ... tabbed as the No. 76 player in the country by ESPN and No. 151 by 247Sports ... selected as the top player from the state of Kentucky by ESPN and the second ranked by 247Sports ... tabbed all-state and all-league as a senior after averaging 24.7 points and 8.7 rebounds per game ... also shot 59 percent from the floor ... was named MVP of King of Bluegrass Holiday Classic ... played two years at Trinity High School in Louisville before transferring to Montverde Academy in Florida ... played with Indy Heat in the Nike EYBL circuit ... averaged 13.2 points and shot 50 percent from the floor including 55 percent from 3 ... also averaged 2.8 rebounds and 2.6 assists.

CAREER HIGHS

Points	26 (2x) last vs. Memphis (12/12/20)
Rebounds	8 (2x) last vs. Appalachian State (12/22/20)
Field Goals	9 vs. Memphis (12/12/20)
Field Goals Att.	13 vs. Memphis (12/12/20)
3-Pt. Field Goals	7 vs. South Alabama (12/4/20)
3-Pt. Field Goals Att.	9 vs. South Alabama (12/4/20)
Free Throws	6 vs. Saint Joseph's (11/26/20)
Free Throws Att.	6 (3x) last vs. Memphis (12/12/20)
Assists	9 (2x) last vs. Arkansas (12/30/20)
Blocks	-
Steals	2 (3x) last at Texas A&M (1/2/21)
Minutes	33 (2x) last vs. Arkansas (12/30/20)

2020-21 POWELL GAME-BY-GAME

Opp.	Start	Min.	FG-A	3FG-A	FT-A	O-D-T	PF	A	TO	BLK	STL	PTS
Saint Joe's		28	4-10	3-5	6-6	1-6-7	1	0	0	0	0	17
Gonzaga	*	22	3-8	1-3	0-0	1-5-6	0	3	2	0	1	7
UCF		24	3-11	1-7	1-4	0-7-7	4	3	3	0	2	8
S. Alabama	*	31	7-9	7-9	5-6	0-4-4	2	9	1	0	0	26
Memphis	*	33	9-13	4-6	4-6	1-7-8	0	2	5	0	1	26
Texas So.	*	32	6-11	1-4	2-2	2-5-7	1	6	3	0	0	15
Troy	*	23	1-4	1-1	0-0	0-4-4	1	8	1	0	0	3
App. State	*	32	2-5	1-2	4-5	1-7-8	0	5	3	0	1	9
Arkansas	*	33	1-8	0-3	2-3	2-4-6	2	9	7	0	2	4
Texas A&M	*	21	0-5	0-3	2-2	1-3-4	0	2	1	0	2	2
Ole Miss		-dnp-										
Alabama		-dnp-										
Georgia												
Kentucky												
Arkansas												
S. Carolina												
Missouri												
Baylor												
Georgia												
Ole Miss												
Vanderbilt												
Kentucky												
Miss. State												
LSU												
Florida												
Tennessee												
Alabama												

POWELL'S MISCELLANEOUS STATS

	2020-21	Career
Games with 10+ Pts	4	4
Games with 20+ Pts	2	2
Games 5+ 3s	1	1
Games with 5+ Reb	7	7
Games with 10+ Reb	0	0
Games with 5+ Ast	5	5
Games with 10+ Ast	0	0
Games with 5+ Blk	0	0
Games with 5+ Stl	0	0
Double-Doubles	0	0

POWELL'S CAREER STATISTICS

Year	GP-GS	Min-Avg	FG-FGA	Pct	3FG-A	Pct	FT-FTA	Pct	Off-Def-Tot--Avg	PF-FO	Ast	TO	Blk	Stl	Pts	Avg
2020-21	10-7	27.5	36-84	.429	19-43	.442	26-34	.765	9-52-61--6.1	11-0	47	26	0	9	117	11.7
TOTAL	10-7	27.5	36-84	.429	19-43	.442	26-34	.765	9-52-61--6.1	11-0	47	26	0	9	117	11.7

35

DEVAN CAMBRIDGE

6-6 • 215
So. • G
Nashville, Tenn.
(Hillcrest Prep)



2020-21 (Sophomore): Started team's first 11 games ... averaging 7.6 points and 3.6 rebounds on the season ... posted first career double-double with 13 points and a career-high 10 rebounds against St. Joseph's ... scored in double figures in four games, including two in SEC play ... fourth on the team with 17 3-pointers made ... shooting 39.4 percent from 3 and 42.5 percent from the field in Auburn Arena.

2019-20 (Freshman): Averaged 4.2 points, 2.3 rebounds, 0.4 blocks and 0.4 steals in 13.2 minutes per game ... played in all 31 games off the bench ... led team in blocks and steals three times and scoring once ... played 10-plus minutes 17 times ... was team's second-best three-point shooter at 37 percent (27-of-73) ... scored career-high 26 points on 10-of-14 shooting vs. South Carolina (Jan. 22) ... 26 points were the most points scored by an Auburn freshman since Danjel Purifoy scored 27 points in back-to-back games in 2016 ... knocked down career-high seven 3-pointers en route to 21 points against LSU (Feb. 8) ... scored four or more points in 12 games and had at least eight points in four of his last eight games ... pulled down four or more rebounds in seven games with five heading into SEC play ... racked up a block or a steal 15 times ... named to AD Honor Roll after maintaining a 3.5 or higher combined GPA for the previous spring and fall semesters.

HIGH SCHOOL AND PERSONAL DATA: Labeled as a three-star by both Rivals and 247Sports ... tabbed as the No. 8 player in the state of Arizona by 247Sports ... averaged 13 points, 6.5 rebounds, 2.3 blocks and 1.7 steals in 22 games during senior season for Hillcrest Prep in Phoenix, Ariz ... Shot 49 percent from the field, including 38 percent from three ... played on the Nike EYBL circuit with Athletes of Tomorrow, averaging 15.1 points, 5.1 rebounds, 1.3 assists and 1.3 blocks per game in 13 games ... son of Desmond Cambridge and Teon Cotton ... has six siblings: Desmond Jr., Jalon, Jaloni, Jasiah, Jordyn and Kennedy ... father, Desmond Sr., was an all-conference player at Alabama A&M where he set the NCAA record for steals in a season with 160 - a record that still stands after the 2018-19 season - while also averaging 20.7 points per game ... brother, Desmond Jr., is a junior on the basketball team at Nevada ... enrolled in the College of Education.

CAREER HIGHS

Points	26 vs. South Carolina (1/22/20)
Rebounds	10 vs. Saint Joseph's (11/26/20)
Field Goals	10 vs. South Carolina (1/22/20)
Field Goals Att.	14 vs. South Carolina (1/22/20)
3-Pt. Field Goals	7 vs. LSU (2/8/20)
3-Pt. Field Goals Att.	11 vs. South Alabama (12/4/20)
Free Throws	4 vs. Saint Joseph's (11/26/20)
Free Throws Att.	8 vs. Saint Joseph's (11/26/20)
Assists	2 (3x) last at Texas A&M (1/2/21)
Blocks	2 vs. Alabama (2/12/20)
Steals	3 vs. Gonzaga (11/27/20)
Minutes	32 at Ole Miss (1/6/21)

2020-21 CAMBRIDGE GAME-BY-GAME

Opp.	Start	Min.	FG-A	3FG-A	FT-A	O-D-T	PF	A	TO	BLK	STL	PTS
Saint Joe's	*	30	4-12	1-9	4-8	2-8-10	2	2	2	0	0	13
Gonzaga	*	21	2-8	2-5	0-0	0-1-1	1	1	3	0	3	6
UCF	*	18	2-9	0-3	0-2	2-2-4	0	1	2	0	0	4
S. Alabama	*	23	4-11	4-11	0-2	1-1-2	1	2	2	0	2	12
Memphis	*	21	2-7	0-4	0-1	1-0-1	2	0	1	0	0	4
Texas So.	*	26	2-7	1-5	3-7	0-3-3	2	0	0	0	0	8
Troy	*	19	2-6	2-4	0-0	0-1-1	1	0	1	0	0	6
App. State	*	15	0-4	0-4	0-0	2-2-4	1	0	1	0	0	0
Arkansas	*	21	5-6	5-6	0-0	0-4-4	3	0	0	0	1	15
Texas A&M	*	28	3-8	1-5	2-2	0-6-6	3	2	2	0	1	9
Ole Miss	*	32	2-10	0-5	0-0	2-3-5	2	1	2	0	1	4
Alabama		25	4-6	1-3	1-1	0-2-2	3	1	2	1	0	10
Georgia												
Kentucky												
Arkansas												
S. Carolina												
Missouri												
Baylor												
Georgia												
Ole Miss												
Vanderbilt												
Kentucky												
Miss. State												
LSU												
Florida												
Tennessee												
Alabama												

CAMBRIDGE'S MISCELLANEOUS STATS

	2019-20	2020-21	Career
Games with 10+ Pts	4	4	8
Games with 20+ Pts	2	0	2
Games 5+ 3s	2	1	3
Games with 5+ Reb	3	3	6
Games with 10+ Reb	0	1	1
Games with 5+ Ast	0	0	0
Games with 10+ Ast	0	0	0
Games with 5+ Blk	0	0	0
Games with 5+ Stl	0	0	0
Double-Doubles	0	1	1

CAMBRIDGE'S CAREER STATISTICS

Year	GP-GS	Min-Avg	FG-FGA	Pct	3FG-A	Pct	FT-FTA	Pct	Off-Def-Tot--Avg	PF-FO	Ast	TO	Blk	Stl	Pts	Avg
2019-20	31-0	408-13.2	49-115	.426	27-79	.342	5-18	.278	20-51-71--2.3	34-0	4	22	11	12	130	4.2
2020-21	12-11	274-22.8	32-94	.340	17-64	.266	10-23	.435	10-33-43--3.6	21-0	10	18	1	8	91	7.6
TOTAL	43-11	682-15.9	81-209	.388	44-143	.308	15-41	.366	30-84-114--2.7	55-0	14	40	12	20	221	5.1

44

DYLAN CARDWELL

6-11 • 250

Fr. • C

Augusta, Ga.
(McEachern HS)



2020-21 (Freshman): Appeared in 12 games off the bench ... shooting 70.8 percent (17-24) from the field, which leads the team and is third in the SEC among players who have attempted at least 20 shots ... scored a career-high eight points in win over Troy ... fourth on the team with 4.3 rebounds per game ... his 23 offensive rebounds is a team high ... pulled down four-plus rebounds in 10 of team's 12 games, including a career-high seven boards against Texas Southern ... third among SEC freshmen with 10 blocks.

HIGH SCHOOL AND PERSONAL: Tabbed as a 4-star prospect by Rivals and a 3-star prospect by 247Sports and ESPN ... ranked 125th overall in the 2020 class by Rivals and 151st by 247Sports ... chosen as a top-15 player in the state of Georgia by 247Sports (13) and ESPN (14) ... listed as the No. 15 center by Rivals and the No. 25 center by 247Sports ... tabbed as the 56th-best player in his region by ESPN ... played two seasons at Oak Hill Academy (Va.) before transferring back to McEachern High School (Ga.) for senior season ... averaged 3.8 points and 3.8 rebounds, while shooting 68 percent from the floor as a junior ... on the AAU circuit, played for Athletes of Tomorrow ... averaged 6.7 points, 8.7 rebounds and 2.2 blocks per game on the Nike EYBL circuit ... at the 2019 Peach Jam, averaged 5.2 points, seven rebounds and 2.5 blocks per contest ... is the nephew of Auburn football's associate head coach and defensive line coach Rodney Garner.

CAREER HIGHS

Points	8 vs. Troy (12/19/20)
Rebounds	7 vs. Texas Southern (12/15/20)
Field Goals	3 (2x) last vs. Appalachian State (12/22/20)
Field Goals Att.	4 (3x) last vs. Alabama (1/9/21)
3-Pt. Field Goals	-
3-Pt. Field Goals Att.	-
Free Throws	4 vs. Troy (12/19/20)
Free Throws Att.	6 vs. Troy (12/19/20)
Assists	3 vs. Saint Joseph's (11/26/20)
Blocks	2 (4x) last vs. Alabama (1/9/21)
Steals	1 (3x) last vs. Alabama (1/9/21)
Minutes	26 vs. Alabama (1/9/21)

2020-21 CARDWELL GAME-BY-GAME

Opp.	Start	Min.	FG-A	3FG-A	FT-A	O-D-T	PF	A	TO	BLK	STL	PTS
Saint Joe's		11	0-0	0-0	0-0	3-1-4	3	3	3	1	0	0
Gonzaga		14	0-0	0-0	0-0	1-3-4	2	1	1	2	1	0
UCF		15	3-4	0-0	0-0	1-0-1	3	0	4	2	0	6
S. Alabama		11	0-0	0-0	0-0	1-5-6	0	1	2	0	0	0
Memphis		15	1-2	0-0	0-2	4-1-5	2	0	1	0	0	2
Texas So.		18	1-2	0-0	1-2	4-3-7	1	1	1	1	0	3
Troy		21	2-2	0-0	4-6	0-1-1	0	0	0	0	1	8
App. State		16	3-4	0-0	0-0	3-2-5	4	1	1	2	1	6
Arkansas		16	2-3	0-0	0-0	1-3-4	2	0	1	0	0	4
Texas A&M		11	1-1	0-0	0-0	3-3-6	3	0	1	0	0	2
Ole Miss		16	2-2	0-0	1-2	1-4-5	1	0	1	0	0	5
Alabama		26	2-4	0-0	2-2	1-3-4	1	0	2	2	1	6
Georgia												
Kentucky												
Arkansas												
S. Carolina												
Missouri												
Baylor												
Georgia												
Ole Miss												
Vanderbilt												
Kentucky												
Miss. State												
LSU												
Florida												
Tennessee												
Alabama												

CARDWELL'S MISCELLANEOUS STATS

	2020-21	Career
Games with 10+ Pts	0	0
Games with 20+ Pts	0	0
Games 5+ 3s	0	0
Games with 5+ Reb	6	6
Games with 10+ Reb	0	0
Games with 5+ Ast	0	0
Games with 10+ Ast	0	0
Games with 5+ Blk	0	0
Games with 5+ Stl	0	0
Double-Doubles	0	0

CARDWELL'S CAREER STATISTICS

Year	GP-GS	Min-Avg	FG-FGA	Pct	3FG-A	Pct	FT-FTA	Pct	Off-Def-Tot--Avg	PF-FO	Ast	TO	Blk	Stl	Pts	Avg
2020-21	12-0	186-15.5	17-24	.708	0-0	.000	8-14	.571	23-29-52--4.3	22-0	7	18	10	4	42	3.5
TOTAL	12-0	186-15.5	17-24	.708	0-0	.000	8-14	.571	23-29-52--4.3	22-0	7	18	10	4	42	3.5

SEASON STATS



2020-21 Auburn Men's Basketball
Combined Team Statistics
All games

Page 1/1
as of Jan 09, 2021

Game Records

Record	Overall	Home	Away	Neutral
ALL GAMES	6-6	4-2	0-3	2-1
CONFERENCE	0-4	0-2	0-2	0-0
NON-CONFERENCE	6-2	4-0	0-1	2-1

Score by Periods

Team	1st	2nd	OT	TOT
Auburn	428	468	12	908
Opponents	426	451	7	884

Team Box Score

No.	Player	Total					3-Point		F-Throw		Rebounds				Other							
		GP-GS	MIN	AVG	FG-FGA	FG%	3FG-FGA	3FG%	FT-FTA	FT%	OFF	DEF	TOT	AVG	PF	DQ	A	TO	BLK	STL	PTS	AVG
2	COOPER, Sharife	1-1	32:52	32.9	8-19	.421	1-7	.143	9-10	.900	1	3	4	4.0	3	0	9	5	0	3	26	26.0
22	FLANIGAN, Allen	12-12	363:08	30.3	56-112	.500	26-65	.400	30-41	.732	16	46	62	5.2	24	0	36	38	4	10	168	14.0
24	POWELL, Justin	10-7	275:11	27.5	36-84	.429	19-43	.442	26-34	.765	9	52	61	6.1	11	0	47	26	0	9	117	11.7
23	WILLIAMS, Jaylin	12-12	303:36	25.3	51-98	.520	16-43	.372	12-24	.500	13	40	53	4.4	32	0	33	29	13	13	130	10.8
1	JOHNSON, Jamal	12-2	281:51	23.5	41-106	.387	28-78	.359	18-26	.692	6	20	26	2.2	24	0	10	8	1	9	128	10.7
10	THOR, JT	12-12	253:46	21.1	32-73	.438	7-28	.250	29-40	.725	16	29	45	3.8	24	1	14	19	11	11	100	8.3
35	CAMBRIDGE, Devan	12-11	273:43	22.8	32-94	.340	17-64	.266	10-23	.435	10	33	43	3.6	21	0	10	18	1	8	91	7.6
44	CARDWELL, Dylan	12-0	185:51	15.5	17-24	.708	0-0	.000	8-14	.571	23	29	52	4.3	22	0	7	18	10	4	42	3.5
0	JONES, Tyrell	7-3	79:56	11.4	6-24	.250	3-13	.231	8-12	.667	0	9	9	1.3	9	0	8	14	1	4	23	3.3
5	MOORE, Chris	12-0	134:56	11.2	14-24	.583	1-6	.167	6-9	.667	13	11	24	2.0	13	0	3	11	2	5	35	2.9
13	AKINGBOLA, Babatunde	12-0	168:51	14.1	13-24	.542	1-3	.333	7-16	.438	14	13	27	2.3	23	0	4	8	13	5	34	2.8
25	LEOPARD, Chandler	3-0	04:18	1.4	1-2	.500	1-2	.500	0-0	.000	1	0	1	0.3	0	0	0	0	0	0	3	1.0
12	BERMAN, Lior	4-0	12:06	3.0	1-4	.250	1-3	.333	0-0	.000	0	0	0	0.0	0	0	0	0	0	0	3	0.8
33	MAASDORP, Chase	3-0	03:12	1.1	1-1	1.000	0-0	.000	0-0	.000	0	2	2	0.7	0	0	1	0	0	0	2	0.7
14	COOK, Preston	3-0	05:02	1.7	1-2	.500	0-0	.000	0-0	.000	0	1	1	0.3	1	0	0	1	0	1	2	0.7
4	FRANKLIN, Javon	9-0	46:43	5.2	2-8	.250	0-1	.000	0-3	.000	2	7	9	1.0	4	0	3	1	3	1	4	0.4
Team											22	20	42				10					
Total		12	2425		312-699	.446	121-356	.340	163-252	.647	146	315	461	38.4	211	1	185	206	59	83	908	75.7
Opponents		12	2425		315-725	.434	87-289	.301	167-230	.726	127	285	412	34.3	241	7	154	176	29	108	884	73.7

Team Statistics

	AUB	OPP
Scoring	908	884
Points per game	75.7	73.7
Scoring margin	+2.0	-
Field goals-att	312-699	315-725
Field goal pct	.446	.434
3 point fg-att	121-356	87-289
3-point FG pct	.340	.301
3-pt FG made per game	10.1	7.3
Free throws-att	163-252	167-230
Free throw pct	.647	.726
F-Throws made per game	13.6	13.9
Rebounds	461	412
Rebounds per game	38.4	34.3
Rebounding margin	+4.1	-
Assists	185	154
Assists per game	15.4	12.8
Turnovers	206	176
Turnovers per game	17.2	14.7
Turnover margin	-2.5	-
Assist/turnover ratio	0.9	0.9
Steals	83	108
Steals per game	6.9	9.0
Blocks	59	29
Blocks per game	4.9	2.4
Winning streak	0	-
Home win streak	0	-
Attendance	10944	3704
Home games-Avg/Game	6-1824	3-1235
Neutral site-Avg/Game	-	3-162

Team Results

Date	Opponent	Score	Att.
11/26/2020	vs Saint Joseph's	Wot	96-91
11/27/2020	vs Gonzaga	L	67-90
11/30/2020	at UCF	L	55-63
12/04/2020	South Alabama	W	90-81
12/12/2020	vs Memphis	W	74-71
12/15/2020	Texas Southern	W	80-63
12/19/2020	Troy	W	77-41
12/22/2020	Appalachian St.	W	67-53
12/30/2020	Arkansas	L	85-97
01/02/2021	at Texas A&M	L	66-68
01/06/2021	at Ole Miss	L	61-72
01/09/2021	Alabama	L	90-94

SEC STATS


**2020-21 Auburn Men's Basketball
Combined Team Statistics
In Conference games**

 Page 1/1
 as of Jan 09, 2021

Game Records

Record	Overall	Home	Away	Neutral
ALL GAMES	0-4	0-2	0-2	0-0
CONFERENCE	0-4	0-2	0-2	0-0
NON-CONFERENCE	0-0	0-0	0-0	0-0

Score by Periods

Team	1st	2nd	OT	TOT
Auburn	128	174	0	302
Opponents	160	171	0	331

Team Box Score

No.	Player	Total			3-Point		F-Throw		Rebounds													
		GP-GS	MIN	AVG	FG-FGA	FG%	3FG-FGA	3FG%	FT-FTA	FT%	OFF	DEF	TOT	AVG	PF	DQ	A	TO	BLK	STL	PTS	AVG
2	COOPER, Sharife	1-1	32:52	32.9	8-19	.421	1-7	.143	9-10	.900	1	3	4	4.0	3	0	9	5	0	3	26	26.0
1	JOHNSON, Jamal	4-2	107:22	26.8	20-47	.426	15-34	.441	7-8	.875	1	6	7	1.8	10	0	2	3	1	6	62	15.5
22	FLANIGAN, Allen	4-4	134:25	33.6	20-42	.476	10-24	.417	8-10	.800	7	20	27	6.8	7	0	16	22	2	5	58	14.5
23	WILLIAMS, Jaylin	4-4	99:47	24.9	15-31	.484	9-19	.474	5-8	.625	3	6	9	2.3	12	0	13	14	2	4	44	11.0
10	THOR, JT	4-4	94:58	23.7	13-28	.464	2-8	.250	11-16	.688	7	15	22	5.5	8	0	6	3	6	5	39	9.8
35	CAMBRIDGE, Devan	4-3	103:56	26.0	14-30	.467	7-19	.368	3-3	1.000	2	15	17	4.3	11	0	4	6	1	3	38	9.5
44	CARDWELL, Dylan	4-0	68:48	17.2	7-10	.700	0-0	.000	3-4	.750	6	13	19	4.8	7	0	0	5	2	1	17	4.3
24	POWELL, Justin	2-2	53:18	26.7	1-13	.077	0-6	.000	4-5	.800	3	7	10	5.0	2	0	11	8	0	4	6	3.0
5	MOORE, Chris	4-0	44:10	11.0	2-4	.500	0-1	.000	2-2	1.000	1	3	4	1.0	2	0	1	2	0	0	6	1.5
13	AKINGBOLA, Babatunde	4-0	37:07	9.3	3-4	.750	0-0	.000	0-2	.000	1	3	4	1.0	8	0	0	2	5	0	6	1.5
12	BERMAN, Lior	1-0	04:25	4.4	0-1	.000	0-0	.000	0-0	.000	0	0	0	0.0	0	0	0	0	0	0	0	0.0
4	FRANKLIN, Javon	4-0	18:52	4.7	0-5	.000	0-1	.000	0-2	.000	0	2	2	0.5	0	0	2	0	1	0	0	0.0
Team											8	7	15						3			
Total		4	800		103-234	.440	44-119	.370	52-70	.743	40	100	140	35.0	70	0	64	73	20	31	302	75.5
Opponents		4	800		114-253	.451	35-111	.315	68-84	.810	46	101	147	36.8	69	2	55	57	16	46	331	82.8

Team Statistics

	AUB	OPP
Scoring	302	331
Points per game	75.5	82.8
Scoring margin	-7.3	-
Field goals-att	103-234	114-253
Field goal pct	.440	.451
3 point fg-att	44-119	35-111
3-point FG pct	.370	.315
3-pt FG made per game	11.0	8.8
Free throws-att	52-70	68-84
Free throw pct	.743	.810
F-Throws made per game	13.0	17.0
Rebounds	140	147
Rebounds per game	35.0	36.8
Rebounding margin	-1.8	-
Assists	64	55
Assists per game	16.0	13.8
Turnovers	73	57
Turnovers per game	18.3	14.3
Turnover margin	-4.0	-
Assist/turnover ratio	0.9	1.0
Steals	31	46
Steals per game	7.8	11.5
Blocks	20	16
Blocks per game	5.0	4.0
Winning streak	0	-
Home win streak	0	-
Attendance	3648	1760
Home games-Avg/Game	2-1824	2-880
Neutral site-Avg/Game	-	0-0

Team Results

Date	Opponent		Score	Att.
12/30/2020	Arkansas	L	85-97	1824
01/02/2021	at Texas A&M	L	66-68	907
01/06/2021	at Ole Miss	L	61-72	853
01/09/2021	Alabama	L	90-94	1824

LAST 5 GAMES



2020-21 Auburn Men's Basketball Combined Team Statistics Specific games

Page 1/1
as of Jan 09, 2021

Game Records

Record	Overall	Home	Away	Neutral
ALL GAMES	1-4	1-2	0-2	0-0
CONFERENCE	0-4	0-2	0-2	0-0
NON-CONFERENCE	1-0	1-0	0-0	0-0

Score by Periods

Team	1st	2nd	OT	TOT
Auburn	162	207	0	369
Opponents	191	193	0	384

Team Box Score

No.	Player	Total			3-Point		F-Throw		Rebounds				Other				PTS	AVG				
		GP-GS	MIN	AVG	FG-FGA	FG%	3FG-FGA	3FG%	FT-FTA	FT%	OFF	DEF	TOT	AVG	PF	DQ			A	TO	BLK	STL
2	COOPER, Sharife	1-1	32:52	32.9	8-19	.421	1-7	.143	9-10	.900	1	3	4	4.0	3	0	9	5	0	3	26	26.0
1	JOHNSON, Jamal	5-2	132:24	26.5	25-56	.446	18-40	.450	8-9	.889	1	8	9	1.8	14	0	3	5	1	6	76	15.2
22	FLANIGAN, Allen	5-5	164:36	32.9	25-50	.500	13-30	.433	8-10	.800	8	25	33	6.6	9	0	22	23	2	5	71	14.2
23	WILLIAMS, Jaylin	5-5	123:33	24.7	21-43	.488	12-27	.444	5-9	.556	4	9	13	2.6	14	0	14	14	3	4	59	11.8
10	THOR, JT	5-5	118:16	23.7	15-32	.469	3-10	.300	12-18	.667	7	17	24	4.8	8	0	7	5	7	5	45	9.0
35	CAMBRIDGE, Devan	5-4	118:52	23.8	14-34	.412	7-23	.304	3-3	1.000	4	17	21	4.2	12	0	4	7	1	3	38	7.6
24	POWELL, Justin	3-3	84:51	28.3	3-18	.167	1-8	.125	8-10	.800	4	14	18	6.0	2	0	16	11	0	5	15	5.0
44	CARDWELL, Dylan	5-0	84:23	16.9	10-14	.714	0-0	.000	3-4	.750	9	15	24	4.8	11	0	1	6	4	2	23	4.6
33	MAASDORP, Chase	1-0	00:52	0.9	1-1	1.000	0-0	.000	0-0	.000	0	0	0	0.0	0	0	0	0	0	0	2	2.0
5	MOORE, Chris	5-0	59:52	12.0	3-6	.500	0-1	.000	2-2	1.000	2	3	5	1.0	4	0	1	3	0	0	8	1.6
13	AKINGBOLA, Babatunde	5-0	53:36	10.7	3-7	.429	0-0	.000	0-3	.000	2	5	7	1.4	10	0	2	2	5	1	6	1.2
25	LEOPARD, Chandler	1-0	00:52	0.9	0-0	.000	0-0	.000	0-0	.000	0	0	0	0.0	0	0	0	0	0	0	0	0.0
12	BERMAN, Lior	2-0	05:17	2.6	0-1	.000	0-0	.000	0-0	.000	0	0	0	0.0	0	0	0	0	0	0	0	0.0
14	COOK, Preston	1-0	00:52	0.9	0-0	.000	0-0	.000	0-0	.000	0	1	1	1.0	0	0	0	0	0	0	0	0.0
4	FRANKLIN, Javon	4-0	18:52	4.7	0-5	.000	0-1	.000	0-2	.000	0	2	2	0.5	0	0	2	0	1	0	0	0.0
Team											9	8	17				5					
Total		5	1000		128-286	.448	55-147	.374	58-80	.725	51	127	178	35.6	87	0	81	86	24	34	369	73.8
Opponents		5	1000		129-299	.431	41-134	.306	85-105	.810	51	117	168	33.6	84	2	61	64	16	51	384	76.8

Team Statistics

	AUB	OPP
Scoring	369	384
Points per game	73.8	76.8
Scoring margin	-3.0	-
Field goals-att	128-286	129-299
Field goal pct	.448	.431
3 point fg-att	55-147	41-134
3-point FG pct	.374	.306
3-pt FG made per game	11.0	8.2
Free throws-att	58-80	85-105
Free throw pct	.725	.810
F-Throws made per game	11.6	17.0
Rebounds	178	168
Rebounds per game	35.6	33.6
Rebounding margin	+2.0	-
Assists	81	61
Assists per game	16.2	12.2
Turnovers	86	64
Turnovers per game	17.2	12.8
Turnover margin	-4.4	-
Assist/turnover ratio	0.9	1.0
Steals	34	51
Steals per game	6.8	10.2
Blocks	24	16
Blocks per game	4.8	3.2
Winning streak	0	-
Home win streak	0	-
Attendance	5472	1760
Home games-Avg/Game	3-1824	2-880
Neutral site-Avg/Game	-	0-0

Team Results

Date	Opponent		Score	Att.
12/22/2020	Appalachian St.	W	67-53	1824
12/30/2020	Arkansas	L	85-97	1824
01/02/2021	at Texas A&M	L	66-68	907
01/06/2021	at Ole Miss	L	61-72	853
01/09/2021	Alabama	L	90-94	1824