



2019 AUBURN BASEBALL

AUBURN ATHLETICS COMMUNICATIONS: 392 SOUTH DONAHUE DRIVE || AUBURN, AL 36849 || AUBURNTIGERS.COM || @AUBURN_BASEBALL

2019 SCHEDULE

Day	Date	Opponent	Time/Result
FRI.	FEB. 15	GEORGIA SOUTHERN (SECN+)	W, 11-2
SAT.	FEB. 16	GEORGIA SOUTHERN (SECN+)	L, 5-7 (13)
SUN.	FEB. 17	GEORGIA SOUTHERN	W, 4-3 (13)
TUE.	FEB. 19	ALABAMA A&M (SECN+)	W, 10-1
WED.	FEB. 20	ALABAMA A&M	W, 10-2
Fri.	Feb. 22	at UCF (UCFKnights.TV)	W, 4-1
Sat.	Feb. 23	at UCF (UCFKnights.TV)	L, 1-6
Sun.	Feb. 24	at UCF (UCFKnights.TV)	W, 13-9
FRI.	MAR. 1	CINCINNATI (SECN+)	W, 5-0
SAT.	MAR. 2	CINCINNATI (SECN+)	W, 5-0
SAT.	MAR. 2	CINCINNATI (SECN+)	W, 9-5
TUE.	MAR. 5	UT MARTIN (SECN+)	W, 15-9
WED.	MAR. 6	UT MARTIN (SECN+)	W, 2-0
FRI.	MAR. 8	UTSA (SECN+)	W, 6-0
SAT.	MAR. 9	UTSA	W, 5-0
SAT.	MAR. 9	UTSA	W, 8-3
Tue.	Mar. 12	at South Alabama (JagNation TV)	W, 6-2
FRI.	MAR. 15	#21 TENNESSEE* (SECN+)	W, 2-0
SAT.	MAR. 16	#21 TENNESSEE* (SECN+)	W, 5-2
SUN.	MAR. 17	#21 TENNESSEE* (SECN+)	W, 5-3
Tue.	Mar. 19	at UAB (C-USA TV)	W, 13-5
Fri.	Mar. 22	at #4 Mississippi State (SECN+)	W, 6-5
Sat.	Mar. 23	at #4 Mississippi State (SECN+)	L, 2-15
Sun.	Mar. 24	at #4 Mississippi State (SECN+)	L, 15-20
Tue.	Mar. 26	vs. Alabama% (SECN)	L, 3-6
Fri.	Mar. 29	at South Carolina (SECN+)	W, 4-2
Sat.	Mar. 30	at South Carolina (SECN)	L, 0-4
Sun.	Mar. 31	at South Carolina (SECN)	W, 7-5
TUE.	APR. 2	GEORGIA TECH (SECN+)	L, 3-9
FRI.	APR. 5	#9 ARKANSAS (SECN+)	W, 6-3
FRI.	APR. 5	#9 ARKANSAS (SECN+)	L, 6-9 (15)
SAT.	APR. 6	#9 ARKANSAS (SECN+)	L, 0-8
TUE.	APR. 9	JACKSONVILLE STATE (SECN+)	L, 6-11
Fri.	Apr. 12	at #12 Texas A&M (SECN+)	L, 0-4
Sat.	Apr. 13	at #12 Texas A&M (SECN+)	W, 7-0
Sun.	Apr. 14	at #12 Texas A&M (SECN+)	L, 1-4
Tue.	Apr. 16	at #16 Georgia Tech (ACC Extra)	L, 6-11
THU.	APR. 18	#17 OLE MISS (SECN+)	W, 7-4
FRI.	APR. 19	#17 OLE MISS (SECN+)	L, 3-5
SAT.	APR. 20	#17 OLE MISS (SECN+)	W, 6-5 (10)
Tue.	Apr. 23	at Jacksonville State (ESPN+)	W, 14-2
Thu.	Apr. 25	at #4 Vanderbilt (ESPN)	L, 6-12
Fri.	Apr. 26	at #4 Vanderbilt (SECN)	L, 2-5
Sat.	Apr. 27	at #4 Vanderbilt (SECN+)	L, 5-9
FRI.	MAY 3	ALABAMA (SECN+)	W, 5-1
SAT.	MAY 4	ALABAMA (SECN)	L, 6-7
SUN.	MAY 5	ALABAMA (SECN)	W, 17-7
TUE.	MAY 7	UAB (SECN+)	L, 4-6
FRI.	MAY 10	#7 GEORGIA (SECN+)	L, 2-11
SAT.	MAY 11	#7 GEORGIA (SECN+)	W, 4-3 (10)
SAT.	MAY 11	#7 GEORGIA (SECN+)	L, 8-10
TUE.	MAY 14	NORTH ALABAMA	W, 8-7 (11)
Thu.	May 16	at #20 LSU (SECN+)	L, 1-7
Fri.	May 17	at #20 LSU (SECN+)	L, 1-5
Sat.	May 18	at #20 LSU (SECN+)	W, 5-4 (11)

POSTSEASON

Tue.	May 21	vs. #21 Tennessee	4:30 pm
Fri.	May 31	NCAA Regionals	TBA
Fri.	Jun. 7	NCAA Super Regionals	TBA
Sat.	Jun. 15	NCAA College World Series	TBA

Home games in **BOLD CAPS**

All home games at Plainsman Park | All times central % - 11th annual MAX Capital City Classic (Montgomery, Ala.)

Rankings reflect USA TODAY Coaches Poll



GAME 56

HOOVER, ALA. (Hoover Met Stadium)



#8 **AUBURN TIGERS** (32-23, 14-16 SEC)

Head Coach: Butch Thompson (Birmingham-Southern, 1992)

Career Record: 174-117 (5th season) | Record at Auburn: 135-105 (4th season)

VS.



#9 **TENNESSEE VOLUNTEERS** (38-18, 14-16 SEC)

Head Coach: Tony Vitello (Missouri, 2002)

Career Record: 67-45 (2nd season) | Record at UT: 67-45 (2nd season)

» QUICK HITTERS

- The Tigers appearance in the SEC Tournament is the team's 27th all-time, including its third straight in four seasons under head coach Butch Thompson.
- Auburn is 34-48 all-time in the conference tournament, including 13-13 in the opening game.
- The Tigers have won its single elimination game in each of its last three trips to Hoover.
- Auburn's two wins in Hoover a season ago were the most since 2003.
- The team's three SEC Tournament wins in the last two seasons are the most in back-to-back seasons since winning the tournament in 1998 (4-1) and finishing third in 1999 (2-2).
- Tuesday's game marks the first time Auburn and Tennessee have met in postseason play.
- The Tigers swept the Volunteers to open SEC play at Plainsman Park earlier this season.
- Ryan Bliss led Auburn in average and runs scored during conference play and was named to the Freshman All-SEC Team. He is the fifth Tiger to earn Freshman All-SEC honors in the last two years.
- Elliott Anderson will make his second straight start after starting the series opener at LSU last Thursday. Anderson leads the team with five wins this season.

PITCHING MATCHUP

AUBURN

TENNESSEE

TUE | JR LHP Elliott Anderson

(5-2, 4.13)

vs. JR RHP Garrett Stallings

(8-3, 3.12)

GAME INFO

Date: Tuesday, May 21, 2019

Game Time: 4:30 pm CT

Site: Hoover Ala. / Hoover Met Stadium (10,800)

TV: SEC Network

• Talent: Tom Hart (p xp), Todd Walker (analyst), Kyle Peterson (analyst), Kris Budden (reporter)

Radio: WTGZ-93.9 FM | WQSI - 95.9 FM

• Talent: Rod Bramblett, Andy Burcham

Live Stats: StatBroadcast.com

Twitter Updates: @AuburnBaseball

Postgame Recap: AuburnTigers.com

Series History: Auburn leads, 95-39

Auburn: Auburn leads, 51-19

Knoxville: Auburn leads, 38-19

Neutral Site: Never met

Last Meeting: Auburn won, 5-3, in Auburn (3/17/19)

Streak: W4

AUBURN

32-23, 14-16 SEC

Team Leaders

Batting Average:	JR DH Conor Davis (.298)
Runs:	Two tied (41)
2B:	JR IF Rankin Woley (14)
HR:	Two tied (8)
RBI:	SO IF Edouard Julien (45)
Stolen Bases:	JR IF Will Holland (14-17)

TENNESSEE

38-18, 14-16 SEC

Head Coach: Tony Vitello (Missouri, 2002)

Career: 67-45 (2nd season)

at UT: 67-45 (2nd season)

Team Leaders

Batting Average:	SO OF Alerick Soularie (.365)
2B:	JR IF Ricky Martinez (17)
HR:	JR IF Andre Lipcius (16)
RBI:	JR IF Andre Lipcius (56)

POTENTIAL STARTING LINEUP

Pos.	#	Player	AVG	AB	R	H	2B	3B	HR	RBI	SB-SBA	BB
C	6	Matt Scheffler	.274	179	28	49	10	0	2	25	5-6	15
1B	4	Rankin Woley	.275	211	27	58	14	1	3	36	2-2	16
2B	9	Ryan Bliss	.277	206	41	57	10	1	2	32	10-12	27
3B	10	Edouard Julien	.232	198	41	46	13	1	8	45	3-5	38
SS	17	Will Holland	.249	193	40	48	9	0	8	27	14-17	28
LF	1	Judd Ward	.274	208	36	57	10	2	3	26	5-7	33
CF	16	Kason Howell	.258	186	23	48	8	0	0	25	13-15	18
RF	41	Steven Williams	.235	196	33	46	6	2	6	23	3-3	32
DH	24	Conor Davis	.298	205	30	61	9	1	6	32	2-2	16

AUBURN'S RECORD WHEN...

	2019	Under Thompson
Overall	32-23	135-105
SEC	14-16	53-66
Non-Conference	18-7	76-34
Postseason	0-0	9-8
Home	22-10	93-44
Away	10-12	31-51
Neutral	0-1	11-9
Current streak	W1	--
Last 5 games	2-3	--
Last 10 games	4-6	--

Situational:

AU scores first	14-8	86-35
Opp. scores first	18-15	49-70
AU scores 4+ runs	30-10	122-43
AU scores 3 runs or less	2-13	13-62
AU leads after 7 innings	25-1	110-9
8 innings	30-1	129-7
AU trails after 7 innings	2-18	9-80
8 innings	1-21	3-86
Game tied after 7 innings	5-4	15-13
8 innings	1-1	2-9
Extra Innings	5-2	6-10
1-run games	6-1	28-26
2-run games	5-4	15-5
3-run games	4-4	17-16
Games decided by 5+ runs	13-10	65-33
vs. LH Starter	7-5	40-31
vs. RH Starter	25-18	93-74
More hits than opponent	18-3	96-17
Fewer hits than opponent	8-18	24-81
Hits are tied	6-2	13-8
AU has 10+ hits	15-9	80-40
Opp. has 10+ hits	10-16	34-67
Hit a home run	18-8	85-33
Opp. hits a home run	12-14	53-63
AU quality start	8-1	50-18
Opp. quality start	8-8	17-43
AU commits no errors	14-6	56-26
Opp. commits no error	9-9	34-52

By Day:

Sunday	5-2	20-18
Monday	0-0	0-2
Tuesday	6-5	29-16
Wednesday	2-0	10-2
Thursday	1-2	5-10
Friday	9-6	34-23
Saturday	9-8	35-34
Day Games (first pitch before 6 p.m.)	18-8	77-53
Night Games (first pitch after 6 p.m.)	14-15	58-52
Doubleheaders	6-2	18-10

By Month:

February	6-2	26-7
March	16-4	52-24
April	5-11	31-36
May	5-6	19-33
June	0-0	6-4

By Jersey:

White	8-4	41-19
Blue	4-6	20-20
Orange	9-5	31-19
Gray	5-5	15-30
Pinstripes	6-3	18-13
Blue/Camo Hat	0-0	1-1
Cream Throwback	0-0	8-2

UNIVERSITY INFORMATION

Location	Auburn, Ala.
Enrollment	29,776
Founded	October 1, 1856
Nickname	Tigers
Colors	Burnt Orange and Navy Blue
President	Dr. Steven Leath
Athletics Director	Allen Greene
Conference	Southeastern (SEC West)
Stadium / Capacity	Samford Stadium-Hitchcock Field at Plainsman Park / 4,096
Ticket Office Phone	855-282-2010

BASEBALL COACHING / SUPPORT STAFF

Head Coach	Butch Thompson (Birmingham-Southern, 1992)
Record at Auburn / Seasons	135-105 (.563) / 4th
Career Coaching Record / Seasons	174-117 (.598) / 5th

Assistant Coach	Karl Nonemaker (Vanderbilt, 2002)
Assistant Coach	Gabe Gross (Auburn, 2012)
Volunteer Assistant	Steve Smith (Baylor, 1986)

Athletic Admin.	Randall Dickey (Ouachita Baptist, 1983)
Player Development & Data Analyst	Blake Beck (Troy, 2014)
Athletic Trainer	Anthony Sandersen (South Dakota State, 2004)
Strength & Conditioning	Chris Joyner (Minnesota State - Mankato, 2001)

PROGRAM HISTORY

Modern Era Program Record (since 1949)	1,944-1,338-4 (.593)
College World Series Appearances / Last	4 / 1997
College World Series Record	3-8 (.273)
NCAA Regional Appearances / Last	21 / 2018
NCAA Regional Record	48-45 (.516)
NCAA Super Regional Appearances / Last	2 / 2018
NCAA Super Regional Record	1-4 (.200)
Last Postseason Opponent	Florida / 2018
Result	Gainesville (Fla.) Super Regional Lost, 3-2

POSTSEASON HISTORY

College World Series Appearances: 4 (1967, 1976, 1994, 1997)

Super Regional Appearances: 2 (1999, 2018)

NCAA Regional Appearances: 21 (1963, 1967, 1976, 1978, 1987, 1989, 1993-95, 1997-2003, 2005, 2010, 2015, 2017, 2018)

NCAA Regional Titles: 6 (1967, 1976, 1994, 1997, 1999, 2018)

MEDIA RELATIONS

Baseball Contact: George Nunnelley, Asst. Director - Athletics Comm.
Cell: 502-609-9982
Email: gnunnelley@auburn.edu
Twitter: @gnunnelley
Associate AD: Kirk Sampson

2019 AUBURN BASEBALL ROSTER

No.	Name	Pos.	Cl.	B/T	Ht.	Wt.	Exp.	Hometown (Previous School)
1	Judd Ward	OF	So.	L/R	6-1	195	1L	Russellville, Ala. (Russellville)
2	Everett Lau	IF/OF	Jr.	L/R	5-10	185	JC	Oahu, Hawaii (College of San Mateo)
3	Devin Warner	OF/IF	Fr.	S/R	6-3	205	HS	Cartersville, Ga. (Cartersville)
4	Rankin Woley	IF	Jr.	R/R	6-0	210	JC	Atlanta, Ga. (Chattahoochee Valley)
5	Jarrett Eaton	OF	Fr.	L/R	5-9	162	HS	Mobile, Ala. (St. Paul's Episcopal)
6	Matt Scheffler	C	Jr.	R/R	6-2	190	JC	Kirkland, Wash. (Pierce)
7	Ed Johnson	IF	Fr.	R/R	6-2	195	HS	Trussville, Ala. (Hewitt-Trussville)
8	Bailey Horn	LHP	R-So.	L/L	6-2	212	JC	West, Texas (McLennan)
9	Ryan Bliss	IF	Fr.	R/R	5-9	165	HS	LaGrange, Ga. (Troup)
10	Edouard Julien	IF	So.	L/R	6-1	183	1L	Quebec City, Canada (Cardinal-Roy)
11	Chase Hall	C	R-Jr.	R/R	6-2	215	RS	Roanoke, Ala. (Southern Union)
12	Ryan Hoerter	RHP	So.	R/R	6-6	191	1L	Kenosha, Wisc. (Indian Trail)
13	Davis Daniel	RHP	Jr.	R/R	6-1	190	2L	Montgomery, Ala. (St. James)
14	Elliott Anderson	LHP	Jr.	L/L	6-3	212	2L	Cartersville, Ga. (Cartersville)
16	Kason Howell	OF	Fr.	R/R	6-0	185	HS	Argyle, Texas (Liberty Christian)
17	Will Holland	IF	Jr.	R/R	5-11	185	2L	Lawrenceville, Ga. (Collins Hill)
18	Brooks Fuller	LHP	Fr.	L/L	6-2	215	HS	Auburn Ala. (Auburn)
19	Brody Moore	IF	Fr.	R/R	6-0	185	HS	Oneonta, Ala. (Oneonta)
20	Cody Greenhill	RHP	So.	R/R	6-4	216	1L	Russellville, Ala. (Russellville)
21	Jackson Henderson	IF/OF	Jr.	R/R	6-0	175	JC	Selma, Ala. (Lurleen B. Wallace)
22	Ford Luttrell	RHP	R-Fr.	L/R	6-0	181	RS	Madison, Ala. (Bob Jones)
23	Peyton Glavine	LHP	So.	R/L	5-11	176	1L	Alpharetta, Ga. (Blessed Trinity Catholic)
24	Conor Davis	IF	Jr.	R/R	6-3	227	2L	Roswell, Ga. (Blessed Trinity Catholic)
25	Dawson Sweatt	LHP	Fr.	R/L	6-2	190	HS	Fayetteville, Ga. (Starr's Mill)
26	Troy Bearden	OF/C	Fr.	R/R	6-2	220	HS	Trussville, Ala. (Next Level Baseball Academy)
29	Carson Skipper	LHP	Fr.	L/L	6-3	195	HS	Trussville, Ala. (Hewitt-Trussville)
31	Blake Schilleci	LHP	Sr.	L/L	5-10	198	1L	Birmingham, Ala. (Wallace-Hanceville)
32	Tanner Burns	RHP	So.	R/R	6-0	205	1L	Decatur, Ala. (Decatur)
33	Will Morrison	RHP	Fr.	R/R	6-2	180	HS	Cullman, Ala. (Cullman)
36	Kyle Gray	LHP	R-Jr.	L/L	5-10	205	JC	Austin, Texas (Blinn)
37	Ryan Watson	RHP	Jr.	R/R	6-5	215	2L	Auburn, Ala. (Auburn)
38	Brett Olson	IF	R-Sr.	L/L	6-2	225	1L	Newport Beach, Calif. (Corona Del Mar)
40	Garrett Wade	LHP	Fr.	L/L	6-2	205	HS	Hartselle, Ala. (Hartselle)
41	Steven Williams	OF/C	So.	L/R	6-3	216	1L	Albany, Ga. (Deerfield-Windsor)
43	Richard Fitts	RHP	Fr.	R/R	6-3	185	HS	Helena, Ala. (Helena)
44	Jack Owen	LHP	So.	L/L	6-2	174	1L	Aliso Viejo, Calif. (J Serra)

COACHES & STAFF

30	Butch Thompson	Head Coach	Fourth Year
35	Karl Nonemaker	Assistant Coach	Second Year
39	Gabe Gross	Assistant Coach	Second Year
34	Steve Smith	Volunteer Assistant Coach	Second Year
	Greg Drye	Director of Operations	Fourth Year
	Randall Dickey	Athletic Administrator	Fifth Year
	Anthony Sandersen	Athletic Trainer	Second Year
	Blake Beck	Player Development & Data Analyst	Third Year
	Chris Joyner	Strength & Conditioning	First Year

PRONUNCIATION GUIDE

Ryan HOERTER HOR-ter
 EDOUARD JULIEN ED-whah joo-lee-EN
 Everett LAU Rhymes with 'now'
 Ford LUTTRELL LUH-trull
 Blake SCHILLECI sha-LAY-see
 Rankin WOLEY WOE-lee

THE AUBURN SKIPPER

- Seven College World Series appearances / 16 postseason appearances
- 2013 National Runner-up (Mississippi State)
- 2001 National Champion (Birmingham-Southern)
- 2014 Baseball America/ABCA National Assistant Coach of the Year
- 2006 FCA Coach of the Year
- Coached 14 pitchers who went on to pitch in the Major Leagues
- Recruited and coached 29 pitchers who were drafted out of college that weren't drafted out of high school

Butch Thompson enters his fourth season at the helm of the program in 2019. Thompson, who spent three seasons as an assistant coach and recruiting coordinator at Auburn from 2006-08, returned to the Plains after seven seasons at Mississippi State as both associate head coach and pitching coach.

Butch Thompson was named Auburn's head baseball coach on October 22, 2015 and enters his fourth season with the Tigers in 2019.

Thompson, who spent three seasons as an assistant coach and recruiting coordinator at Auburn from 2006-08, returned to The Plains after seven seasons at Mississippi State as both associate head coach and pitching coach.

Widely regarded as one of the premier pitching coaches in the country, he has seen 14 of his former pitchers make their Major League Baseball debuts, including eight since 2014. Thompson has also turned 29 pitchers who went undrafted out of high school into MLB draft picks.

Thompson had three pitchers drafted in the first 11 rounds in 2014 and five pitchers drafted, including three in the top 10 rounds, in 2013. He added a first-round selection in the 2016 draft, a third-round pick in Keegan Thompson in 2017 and the first No. 1 overall pick in program history in Casey Mize in 2018.

Along with his pitching pedigree, Thompson is also considered one of the top recruiters in the country. Since 2003, he has secured 12 recruiting classes that were ranked in the top 10 by either Baseball America or Perfect Game, including the No. 5 signing class in 2017 and a program record No. 4 class in 2018. His classes signed from 2006-08 at Auburn each ranked in the top 18 nationally, including the No. 5 class in 2008.

A native of Amory, Miss., Thompson has coached 26 Division I All-Americans and 38 all-conference performers. He has made 16 postseason appearances, including seven trips to the College World Series, and guided Birmingham-Southern to a NAIA National Championship in 2001 and was a national runner-up at Mississippi State in 2013.

Thompson was named the 2006 Fellowship of Christian Athletes SEC Coach of the Year while at Auburn and the 2014 Baseball America and American Baseball Coaches Association (ABCA) National Assistant Coach of the Year while at Mississippi State.

Thompson has already made his mark in his first three seasons at Auburn as he became the fourth head coach in program history to notch his 100th win in his third season at the helm. Thompson has guided the Tigers to a 103-82 overall record and has taken the team to back-to-back NCAA regionals for the first time in 15 years. After tying the 2010 team for the most wins (43) in a season since 1999 and advancing to its first super regional since that same season, Auburn's 2018 team finished the year ranked No. 9 by USA TODAY, marking the program's highest ranking to end a season since 1998.

In seven seasons at MSU, Thompson made four NCAA regional trips, two Super Regionals, won the SEC Tournament and advanced to the College World Series finishing as NCAA runner-up in 2013. In three of the last four seasons, the Bulldogs' staff ERA finished no higher than 3.06. Thompson's 2013 pitching staff was one of two nationally to finish in the top 15 in ERA, strikeouts per nine innings and hits allowed per nine innings.

In addition to his experience at Auburn and Mississippi State, Thompson also spent five seasons at Georgia from 2002-05, including a trip to the College World



Series in 2004. While there he guided the development of future Major Leaguers Josh Fields, Mitchell Boggs and Brooks Brown.

Thompson launched his coaching career as pitching coach and top assistant at Huntingdon College (Ala.) in 1993, before returning to his alma mater in Birmingham, where he helped lead the Panthers to back-to-back Southern States Conference championships and in 1995 coached BSC to its first NAIA World Series berth.

Thompson left BSC briefly to serve as head coach at Jefferson State Community College in Birmingham in 1997. While at JSCC, he was honored as the Regional Tournament Coach of the Year, the ABCA Alabama Junior College Coach of the Year and the Southeast Region Coach of the Year after guiding JSCC to a 39-21 mark, the AJCAA Region 22 State Championship and a third-place finish in the NJCAA Division II World Series.

He returned to Birmingham-Southern as top assistant the following season, beginning a four-year run during the most successful span in BSC baseball history. The Panthers won 196 games, four TranSouth Conference Championships and made three-consecutive appearances in the NAIA World Series. BSC's 2001 team posted a school-best 55-11 mark and captured the NAIA National Championship.

In 2002, Thompson joined the SEC baseball coaching fraternity as a pitching coach and recruiting coordinator at Georgia and has been a part of the league for the past 17 seasons.

Thompson currently serves as the large-school representative for the Alabama Baseball Coaches Association and is an All-American committee member representing the South region for the ABCA.

Thompson prepped at Amory (Miss.) High School and later starred as a pitcher at Itawamba (Miss.) Community College from 1989-90. On Oct. 25, 2014, Thompson was inducted into the ICC Athletic Hall of Fame.

He earned a bachelor's degree in history at BSC in 1992 and completed a master's degree in sports administration at UAB in 1996. He is married to the former Robin Ashe of Birmingham, Ala., and they are the parents of three daughters --- Anna, Olivia and Madelyn Gail.

AUBURN AT SEC TOURNAMENT

SEC TOURNAMENT RESULTS

Year	Opponent	Score	Result	Location
1978	Georgia	8-7 [12]	W	Gainesville, Fla.
	Mississippi State	10-7	W	Gainesville, Fla.
	Mississippi State	2-3	L	Gainesville, Fla.
1980	Mississippi State	8-5	W	Gainesville, Fla.
	Vanderbilt	3-2	W	Gainesville, Fla.
	Ole Miss	7-4	W	Gainesville, Fla.
1986	Vanderbilt	3-16	L	Gainesville, Fla.
	Vanderbilt	0-13	L	Gainesville, Fla.
	Alabama	7-8 [11]	L	Baton Rouge, La.
1987	Georgia	7-11	L	Baton Rouge, La.
	LSU	9-8	W	Athens, Ga.
	Kentucky	5-4 [10]	W	Athens, Ga.
1988	Mississippi State	3-4	L	Athens, Ga.
	LSU	2-4	L	Athens, Ga.
	Mississippi State	7-10	L	Starkville, Miss.
1989	Florida	3-4	L	Starkville, Miss.
	Mississippi State	5-3	W	Gainesville, Fla.
	Georgia	8-9	L	Gainesville, Fla.
1990	LSU	8-5	W	Gainesville, Fla.
	Florida	4-2 [10]	W	Gainesville, Fla.
	Georgia	2-1	W	Gainesville, Fla.
1991	Mississippi State	2-16	L	Hoover, Ala.
	Vanderbilt	3-4	L	Hoover, Ala.
	Florida	7-8	L	Baton Rouge, La.
1992	Kentucky	8-5	W	Baton Rouge, La.
	Miss. State	0-1 [7]	L	Baton Rouge, La.
	Florida	0-2	L	New Orleans, La.
1993	Mississippi State	1-4	L	New Orleans, La.
	Alabama	13-4	W	Baton Rouge, La.
	Arkansas	3-1	W	Baton Rouge, La.
1994	LSU	5-16	L	Baton Rouge, La.
	Mississippi State	10-13 [10]	L	Baton Rouge, La.
	Arkansas	3-1 [17]	W	Oxford, Miss.
1995	Mississippi State	2-1	W	Oxford, Miss.
	LSU	2-3	L	Oxford, Miss.
	Mississippi State	9-5	W	Oxford, Miss.
1997	LSU	4-5	L	Oxford, Miss.
	Mississippi State	0-1	L	Starkville, Miss.
	Ole Miss	10-3	W	Starkville, Miss.
1998	LSU	5-7	L	Starkville, Miss.
	Arkansas	7-3	W	Columbus, Ga.
	LSU	2-5	L	Columbus, Ga.
1999	Mississippi State	5-4	W	Columbus, Ga.
	Florida	5-17	L	Columbus, Ga.
	Alabama	11-8	W	Hoover, Ala.
2000	Florida	6-4	W	Hoover, Ala.
	Alabama	3-4	L	Hoover, Ala.
	Alabama	9-1	W	Hoover, Ala.
2001	Arkansas	7-5	W	Hoover, Ala.
	LSU	6-2	W	Hoover, Ala.
	Arkansas	3-2	W	Hoover, Ala.
2002	Arkansas	5-9	L	Hoover, Ala.
	Arkansas	6-9	L	Hoover, Ala.
	Florida	2-7	L	Hoover, Ala.
2003	South Carolina	4-11	L	Hoover, Ala.
	Georgia	4-8	L	Hoover, Ala.
	South Carolina	4-5	L	Hoover, Ala.
2010	LSU	1-2	L	Hoover, Ala.
	Arkansas	5-8	L	Hoover, Ala.
	Vanderbilt	3-1	W	Hoover, Ala.
2011	Alabama	5-7	L	Hoover, Ala.
	South Carolina	5-1	W	Hoover, Ala.
	Alabama	3-13 [7]	L	Hoover, Ala.
2012	Alabama	1-7	L	Hoover, Ala.
	South Carolina	3-1 [12]	W	Hoover, Ala.
	Ole Miss	7-10 [10]	L	Hoover, Ala.
2013	South Carolina	3-7	L	Hoover, Ala.
	Georgia	2-3	L	Hoover, Ala.
	Florida	1-6	L	Hoover, Ala.
2015	Georgia	3-2	W	Hoover, Ala.
	South Carolina	3-5	L	Hoover, Ala.

2013	Alabama	3-6	L	Hoover, Ala.
2015	Kentucky	6-3	W	Hoover, Ala.
	LSU	9-8	L	Hoover, Ala.
2017	Florida	11-2	L	Hoover, Ala.
	Ole Miss	5-4	W	Hoover, Ala.
	Florida	4-5	L	Hoover, Ala.
2018	Arkansas	0-12 [7]	L	Hoover, Ala.
	Kentucky	4-3 [11]	W	Hoover, Ala.
	Ole Miss	9-3	W	Hoover, Ala.
	Texas A&M	2-4	L	Hoover, Ala.
	Ole Miss	0-7	L	Hoover, Ala.

SEC TOURNAMENT RESULTS BY YEAR

Year	Result	W-L	Location
1978	CHAMPIONS	3-1	Gainesville, Fla.
1980	Second	2-2	Gainesville, Fla.
1986	Fourth	0-2	Baton Rouge, La.
1987	Third	2-2	Athens, Ga.
1988	Sixth	0-2	Starkville, Miss.
1989	CHAMPIONS	4-1	Gainesville, Fla.
1990	Tied Fifth	0-2	Hoover, Ala.
1991	Fourth	1-2	Baton Rouge, La.
1992	Tied Seventh	0-2	New Orleans, La.
1993	Third	2-2	Baton Rouge, La. (West)
1994	Second	3-2	Oxford, Miss. (West)
1995	Tied Fourth	1-2	Starkville, Miss. (West)
1997	Fourth	2-2	Columbus, Ga.
1998	CHAMPIONS	4-1	Hoover, Ala.
1999	Third	2-2	Hoover, Ala.
2000	Tied Seventh	0-2	Hoover, Ala.
2001	Tied Seventh	0-2	Hoover, Ala.
2002	Tied Seventh	0-2	Hoover, Ala.
2003	Tied Third	2-2	Hoover, Ala.
2010	Tied Fifth	1-2	Hoover, Ala.
2011	Tied Seventh	0-2	Hoover, Ala.
2012	Tied Seventh	1-2	Hoover, Ala.
2013	Tied Ninth	0-1	Hoover, Ala.
2015	Tied Eighth	1-2	Hoover, Ala.
2017	Tied Seventh	1-2	Hoover, Ala.
2018	Tied Fifth	2-2	Hoover, Ala.

SEC TOURNAMENT RESULTS BY LOCATION

Location	Years	Record	Titles
Athens, Ga.	1	2-2	0
Baton Rouge, La.	3	3-6	0
Columbus, Ga.	1	2-2	0
Gainesville, Fla.	3	9-4	2
Hoover, Ala.	14	14-26	1
New Orleans, La.	1	0-2	0
Oxford, Miss.	1	3-2	0
Starkville, Miss.	2	1-4	0
	26	34-48	3

SEC TOURNAMENT RESULTS BY OPPONENT

Opponent	W-L
Alabama	3-6
Arkansas	5-4
Florida	2-8
Georgia	3-4
Kentucky	4-0
LSU	3-8
Ole Miss	4-2
Mississippi State	6-8
South Carolina	2-4
Tennessee	0-0
Texas A&M	0-1
Vanderbilt	2-3
26 Tournaments	34-48

AUBURN IN SEC CHAMPIONSHIP SERIES

1948
 Mississippi State.....2-6 L
 Mississippi State.....5-8 L
 Mississippi State.....3-4 L

1958
 at Alabama.....3-2 W
 at Alabama.....5-4 W
******* CHAMPIONS *******

1961
 LSU.....3-4 L
 at LSU.....5-6 L

1963
 at Ole Miss6-7 L
 OLE MISS.....7-4 W
 OLE MISS.....6-2 W
******* CHAMPIONS *******

1964
 OLE MISS.....10-9 W
 at Ole Miss0-7 L
 at Ole Miss0-5 L

1965
 at Miss. State.....1-10 L
 MISS. STATE3-2 W
 MISS. STATE1-2 L

1967
 at Ole Miss2-1 W
 OLE MISS.....9-6 W
******* CHAMPIONS *******

1976
 at Kentucky6-7 L
 KENTUCKY6-0 W
 KENTUCKY14-6 W
******* CHAMPIONS *******

Note: Auburn represented the SEC's Eastern Division in all of its championship series appearances except for 1976, when the Tigers were a member of the SEC West.

AUBURN SEC TOURNAMENT RECORDS

BATTING

GAMES PLAYED

Series: 5, by 27 players
 Career: 14, Jay Waggoner (1992-95)
 14, Mike Killimett (1991-94)
 14, Brandon Moore (1991-94)

AT BATS

Game: 8, Mike Killimett vs. Arkansas (5/19/94)
 8, Russell Whittenburg vs. Ark. (5/19/94)
 Series: 24, Chris Hart (1989) [5 games]
 Career: 59, Jay Waggoner (1992-95) [14 gms]
 59, Brandon Moore (1991-94) [14 gms]

RUNS

Game: 3, Tony Caldwell vs. Ole Miss (5/28/10)
 3, Heath Kelly vs. Arkansas (5/17/98)
 3, Andrew Albrecht vs. Ky. (5/17/91)
 3, Frank Thomas vs. Miss. St. (5/12/88)
 3, Dom Fucci vs. Miss. St. (5/15/78)
 Series: 7, Heath Kelly (1998) [5 games]
 Career: 11, Andrew Albrecht (1988-91) [12 gms]

HITS

Game: 4, Sean Gamble vs. Arkansas (5/23/02)
 4, Chad Wandall vs. Alabama (5/13/98)
 4, Shawn McNally vs. Ark. (5/19/94)
 4, Brandon Moore vs. Florida (5/13/92)
 4, Trey Gainous vs. Kentucky (5/15/87)
 Series: 11, Scott Pratt (1998) [5 games]
 Career: 19, Brandon Moore (1991-94) [14 gms]

RBI

Game: 5, Mark Bellhorn vs. LSU (5/20/95)
 Series: 8, Mitch Duke (1993) [4 games]
 Career: 13, Mark Bellhorn (1993-95) [12 gms]

DOUBLES

Game: 2, Heath Kelly vs. Alabama (5/16/98)
 2, Mailon Kent vs. Alabama (5/16/98)
 2, Brian Alyea vs. Miss. State (5/23/93)
 2, Tony Haney vs. LSU (5/14/87)
 2, Steve Renfroe vs. Vandy (5/13/80)
 2, J.B. Brown vs. Miss. State (5/13/78)
 Series: 4, Heath Kelly (1998) [5 games]
 Career: 6, Mailon Kent (1998-01) [12 games]

TRIPLES

Game: 1, Chris Christopher vs. Miss. St. (5/23/93)
 1, Jackson Burgreen vs. Kentucky (5/20/15)
 1, Anfernee Grier vs. Florida (5/21/15)
 1, Jonah Todd vs. Ole Miss (5/23/17)
 Series: 1, four times (most recently Todd in 2017)
 Career: 1, Chris Christopher (1991-93); Anfernee Grier (2014-16); Jackson Burgreen (2013-15); Jonah Todd (2017)

HOME RUNS

Game: 2, Frank Thomas vs. Georgia (5/12/89)
 2, Mark Bellhorn vs. LSU (5/20/95)
 Series: 2, Todd Faulkner (1998) [5 games]
 2, Mark Bellhorn (1995) [3 games]
 2, Mark Bellhorn (1994) [5 games]
 2, Brandon Moore (1993) [4 games]
 2, Chris Hart (1989) [5 games]
 2, Frank Thomas (1989) [5 games]
 2, Dom Fucci (1978) [4 games]
 Career: 4, Frank Thomas (1987-89) [11 games]
 4, Mark Bellhorn (1993-95) [12 games]

STOLEN BASES

Game: 2, Jay Estes vs. Texas A&M (5/24/18)
 2, Jay Gonzalez vs. Georgia (5/23/12)
 2, Scott Pratt vs. Alabama (5/16/98)
 2, Shawn McNally vs. Ark. (5/19/94)
 Series: 3, Jay Estes (2018) [4 games]
 3, Melvin Gray (2015) [3 games]

BASES ON BALLS

Game: 3, seven times, most recently by Steven Williams vs. Ole Miss (5/23/18)
 Series: 9, Alan Mock (1980) [4 games]
 Career: 13, Mark Bellhorn (1993-95) [12 gms]

STRIKEOUTS

Game: 5, Russell Whittenburg vs. Ark. (5/19/94)
 Series: 8, Josh Etheredge (1997) [4 games]
 Career: 13, Josh Etheredge (1997-98) [9 games]

BATTING AVERAGE

Series [min. 15 AB]: .563, Brian Alyea (1993) [9-for-16 in 4 games]
 Career [min. 25 AB]: .481, Trey Gainous (1986-87) [13-for-27 in 6 games]

PITCHING

GAMES PITCHED

Series: 4, Scott Roney (1978)
 Career: 7, Scott Renner (1987-91)

GAMES STARTED

Series: 2, John Powell (1993)
 2, John Powell (1991)
 2, Phil Deriso (1980)
 Career: 6, John Powell (1991-94)

GAMES RELIEVED

Series: 4, Reid Roney (1978)
 Career: 6, Jon Hebel (1990-93)

WINS

Series: 2, Kevin Knorst (1998)
 2, Tommy Youngblood (1989)
 2, Gregg Olson (1987)
 Career: 2, Colter Bean (1996-00)
 2, Kevin Knorst (1997-98)
 2, Ryan Halla (1993-95)
 2, Mike Ferry (1989-90)
 2, Tommy Youngblood (1987-89)
 2, Gregg Olson (1986-88)
 2, Mark Shiflett (1978-80)

LOSSES

Series: 1, 37 times
 Career: 2, eight times

INNINGS PITCHED

Game: 9.0, Chris Morrison vs. Miss. (5/19/95)
 9.0, Kevin Humphreys vs. MSU (5/20/94)
 9.0, John Powell vs. Arkansas (5/19/94)
 Series: 11.0, Tommy Youngblood (1989)
 Career: 33.1, John Powell (1991-94)

STRIKEOUTS

Game: 13, John Powell vs. Ark. (5/19/94) [9 IP]
 Series: 14, John Powell (1991) [8.0 IP, 2 games]
 Career: 47, John Powell (1991-94) [33.1 IP]

BASES ON BALLS

Game: 5, six tied with
 Series: 8, Phil Deriso (1980) [9.0 IP, 2 games]
 Career: 15, Jon Hebel (1990-93) [13.0 IP]



SEC TOURNAMENT BRACKET

BRACKET ONE

#6 Texas A&M (H)

Tues. - Game 1 - 9:30 a.m.
SEC Network
(Single Elimination)

#11 Florida

#3 Georgia (H)

Wed. - Game 5 - 9:30 a.m.
SEC Network
(Double Elimination)

Winner Game 1

Loser Game 5

Thurs. - Game 9 - 9:30 a.m.
SEC Network
(Double Elimination)

Loser Game 6

Winner Game 9

Fri. - Game 13 - 3 p.m.
SEC Network
(Double Elimination)

Loser Game 11

2019 SEC BASEBALL TOURNAMENT

MAY 21-26

HOOVER METROPOLITAN COMPLEX

HOOVER, ALA.

Winner Game 13

Winner Game 15

Sat. - Game 15 - Noon
SEC Network
(Single Elimination)

Winner Game 11

SEC TOURNAMENT
CHAMPIONSHIP GAME

#7 Ole Miss (H)

Tues. - Game 2 - TBD
SEC Network
(Single Elimination)

#2 Arkansas (H)

Wed. - Game 6 - TBD
SEC Network
(Double Elimination)

Winner Game 2

Loser Game 7

Thurs. - Game 10 - TBD
SEC Network
(Double Elimination)

Loser Game 8

BRACKET TWO

#8 Auburn (H)

Tues. - Game 3 - 4:30 p.m.
SEC Network
(Single Elimination)

#1 Vanderbilt (H)

Wed. - Game 7 - 4:30 p.m.
SEC Network
(Double Elimination)

Winner Game 3

Winner Game 5

Thurs. - Game 11 - 4:30 p.m.
SEC Network
(Double Elimination)

Winner Game 6

Winner Game 10

Fri. - Game 14 - TBD
SEC Network
(Double Elimination)

Loser Game 12

Winner Game 16

Sunday - Game 17 - 2 p.m.
ESPN2

#9 Tennessee

Tues. - Game 4 - TBD
SEC Network
(Single Elimination)

#4 Mississippi State (H)

Wed. - Game 8 - TBD
SEC Network
(Double Elimination)

Winner Game 4

Winner Game 7

Thurs. - Game 12 - TBD
SEC Network
(Double Elimination)

Winner Game 8

Sat. - Game 16 - TBD
SEC Network
(Single Elimination)

Winner Game 12

#12 South Carolina

All times Central

The second game of each session will begin approximately 30 minutes after the conclusion of the first game.
TV Network designations subject to change.
(H) indicates home team



NATIONAL POLLS

BASEBALL AMERICA
May 20

1. UCLA
2. Vanderbilt*
3. Stanford
4. Arkansas*
5. Mississippi State*
6. Georgia*
7. East Carolina
8. Georgia Tech*
9. Texas Tech
10. Louisville
11. Oregon State
12. UC Santa Barbara
13. N.C. State
14. Miami
15. Oklahoma State
16. LSU*
17. Texas A&M*
18. Baylor
19. West Virginia
20. Indiana
21. Ole Miss*
22. Dallas Baptist
23. Fresno State
24. BYU
25. Creighton

D1 BASEBALL
May 20

1. UCLA
2. Vanderbilt*
3. Mississippi State*
4. Stanford
5. Arkansas*
6. Georgia Tech*
7. Georgia*
8. East Carolina
9. Louisville
10. Texas Tech
11. Oklahoma State
12. Oregon State
13. Texas A&M*
14. UC Santa Barbara
15. N.C. State
16. LSU*
17. Miami
18. Baylor
19. West Virginia
20. Illinois
21. Indiana
22. Ole Miss*
23. North Carolina
24. Dallas Baptist
25. Creighton

USA TODAY
May 20

1. UCLA
2. Vanderbilt*
3. Mississippi State*
4. Stanford
5. Arkansas*
6. Georgia*
7. Louisville
8. Georgia Tech*
9. East Carolina
10. Texas Tech
11. UC Santa Barbara
12. Oregon State
13. Oklahoma State
14. N.C. State
15. Texas A&M*
16. Miami
17. LSU*
18. Baylor
19. North Carolina
20. West Virginia
21. Tennessee*
22. Illinois
23. Ole Miss*
24. Indiana
25. Dallas Baptist

NCBWA
May 13

1. UCLA
2. Vanderbilt*
3. Stanford
4. Mississippi State*
5. Arkansas*
6. East Carolina
7. Georgia Tech*
8. Texas Tech
9. Georgia*
10. Louisville
11. UC Santa Barbara
12. Oregon State
13. Baylor
14. Oklahoma State
15. Miami
16. Texas A&M*
17. North Carolina
18. N.C. State
19. Ole Miss*
20. West Virginia
21. LSU*
22. Florida State
23. Tennessee*
24. Missouri
25. Illinois
26. Arizona State
27. Dallas Baptist
27. Michigan
29. BYU
30. Indiana

PERFECT GAME
May 20

1. UCLA
2. Vanderbilt*
3. Stanford
4. Mississippi State*
5. East Carolina
6. Arkansas*
7. UC Santa Barbara
8. Georgia Tech*
9. Georgia*
10. Louisville
11. Texas Tech
12. Oregon State
13. N.C. State
14. Miami
15. Texas A&M*
16. Oklahoma State
17. West Virginia
18. LSU*
19. Baylor
20. UC Irvine
21. North Carolina
22. BYU
23. Illinois
24. Tennessee*
25. Dallas Baptist

COLLEGIATE BASEBALL
May 20

1. UCLA
2. Vanderbilt*
3. Stanford
4. UC Santa Barbara
5. Arkansas*
6. Mississippi State*
7. Louisville
8. Georgia*
9. East Carolina
10. Oregon State
11. Georgia Tech*
12. Texas Tech
13. Oklahoma State
14. N.C. State
15. Miami
16. Baylor
17. North Carolina
18. Central Michigan
19. Florida State
20. Arizona State
21. LSU*
22. Indiana
23. Texas A&M*
24. West Virginia
25. Fresno State
26. Tennessee*
27. California
28. Dallas Baptist
29. Florida Atlantic
30. BYU

AUBURN IN THE POLLS

	BA	D1	CB	NC	PG	USA
Pre.	17	22	23	19	15	20
2/18	18	22	26	22	15	--
2/25	18	21	29	22	15	--
3/4	17	19	27	18	15	18
3/11	17	18	23	17	15	17
3/18	16	12	12	14	7	12

BA D1 CB NC PG USA

3/25	18	15	13	13	10	12
4/1	18	15	14	17	10	15
4/8	22	22	23	22	18	19
4/15	24	NR	NR	26	22	23
4/22	20	25	NR	23	19	21
4/29	NR	NR	NR	28	NR	NR
5/6	NR	NR	NR	29	NR	NR

BA D1 CB NC PG USA

5/13	NR	NR	NR	NR	NR	NR
5/20	NR	NR	NR	--	NR	NR

NEWS & NOTES

UP NEXT

• The winner of Tuesday's game will advance to the double-elimination format of the bracket and take on top seed Vanderbilt (45-10, 23-7 SEC) Wednesday at 4:30 p.m. CT.

SCOUTING THE VOLUNTEERS

• Tennessee finished the regular season 38-18 overall and 14-16 in conference play, and the Volunteers won four of its last six conference series.

• Offensively, Tennessee ranks ninth in the league with a .267 batting average and 356 runs scored. The Volunteers are led by Alerick Soularie's .365 clip, while Andre Lipcius paced the team with 16 home runs and 56 RBI.

• On the mound, Tennessee ranks fifth in the league and 20th in the country with a 3.57 ERA. The Volunteers are tied for the national lead with 10 shutouts this season.

AUBURN AT THE SEC TOURNAMENT

• The Tigers make their 27th appearance in the SEC Tournament this week and are 34-48 all-time in the tournament, including 14-26 in Hoover.

• Auburn's two wins in Hoover a season ago were the team's most since 2003.

• The Tigers have won their single-elimination game in each of the last three tournament appearances (2015, '17, '18).

THREE STRAIGHT 30-WIN SEASONS

• Auburn has won 30 or more games for the third straight season under head coach Butch Thompson. It marks the first time the program has turned in three straight 30-win seasons since 2003-05.

FLARE FOR THE DRAMATIC

• Auburn has played in seven extra-inning games this season, totaling 83 innings of action (5-2).

• The seven extra-inning games are the most in a single season in program history, and the team's five extra-inning wins are the most since 2000 and tied for the most in a single season.

• Prior to this season, Auburn was 1-8 in extra-inning games under head coach Butch Thompson with the lone winning coming against Kentucky in the SEC Tournament last season.

FRESHMAN ALL-SEC HONOREE

• Ryan Bliss was named to the Freshman All-SEC Team Monday after leading Auburn with a .288 average and 24 runs scored in league play.

• Bliss capped off the regular season by hitting .417 in the final three SEC series.

• He hit a game-tying home run in the sixth inning and scored the game-winning run in the 11th inning of the regular season finale at LSU.

WILL THE THRILL

• Will Holland is hitting .436 (17-for-39) with 11 runs, three doubles, four home runs and 11 RBI in the last 10 games.

• Holland drove in the game-tying run with two outs in the ninth inning vs. North Alabama last Tuesday and game-winning run on a double in the 11th inning of the regular season finale at LSU.

SCHEFF IS COOKING

- Junior catcher Matt Scheffler hit a two-run home run with one out and two strikes in the top of the ninth inning to force extra innings in the regular season finale at LSU.
- The home run was Scheffler's second of the season and his first since Mar. 9.
- Scheffler has driven in 11 runs in the last 14 games, including three multi-hit efforts.

CONOR IN THE CLUTCH

- Conor Davis has a pair of 10th-inning, walk-off singles this season with one coming vs. Ole Miss (Apr. 20) and the other vs. Georgia (May 11).
- The walk-offs were the second and third of Davis' career. He also hit a walk-off, three-run home run in the bottom of the ninth inning of a series-clinching win vs. South Carolina in 2017.
- Davis has five go-ahead hits this season. Along with the walk-off singles, he hit a grand slam to break a 4-4 tie at UAB, a RBI double to break a 3-3 tie vs. Arkansas and a two-RBI single to break a 1-1 tie at Jacksonville State.

RUN AT YOUR OWN RISK

- Judd Ward leads the SEC with seven outfield assists this season, which are more than or as many as nine SEC teams and are the most by an Auburn player since Josh Palacios also threw out seven runners in 2016.

LATE-INNING LEAD

- Auburn's loss in the middle game vs. Alabama marked the team's first when leading after eight innings this season.
- Auburn is 25-1 when leading after seven and 30-1 when leading after eight this season. The Tigers are 110-9 when ahead after seven and 129-7 when ahead after eight under Thompson.
- Conversely, Auburn's comeback win in the regular season finale at LSU was its first when trailing after eighth this year. The Tigers are 9-80 when trailing after seven and 3-86 when trailing after eight under Thompson.

CANADIAN CRUSHER

- Edouard Julien leads the team with 45 RBI and is the first Auburn player since 2010-11 with 40 or more RBI in back-to-back seasons.
- Julien broke Frank Thomas' freshman RBI record and led the SEC and all freshmen nationally with 69 RBI a season ago.
- He drove in 101 runs in his first 94 games at Auburn, becoming the fifth fastest Auburn player to reach 100 RBI:
 1. Tim Hudson - 78 games
 2. Gabe Gross - 86 games
 3. Frank Thomas - 89 games
 4. Todd Faulkner - 90 games
 5. Edouard Julien - 94 games

JACK IS BACK

- Despite missing four weeks of the season with a shoulder injury, sophomore lefty Jack Owen leads the team with a 2.37 ERA and has posted a 4-2 record in six starts and 10 appearances this season.
- The California native was named the SEC Pitcher of the Week after turning in a complete-game shutout vs. UTSA on Mar. 9, but went down with shoulder soreness following the opening weekend of SEC play.
- Owen didn't allow a run in 20.2 innings prior to his start vs. Tennessee and set the program record with 28.2 innings without allowing an earned run dating back to last season.

CONSECUTIVE SCORELESS INNINGS

Name	Dates	IP
1. Jack Owen	5/22/18-3/16/19	28.2 #
2. John Powell	5/19-6/4/94	27.1 #
3. Keegan Thompson	5/15/15-3/10/17	25.0 #
4. Keegan Thompson	2/17-3/10/17	23.2 ^
5. Tanner Burns	3/1-pres.	23.0
6. Bryan Woodall	2/9-23/07	21.2 # ^
Chris Morrison	3/18-4/2/95	21.2 #
Joe Beckwith	2/26-3/17/96	21.0 ^
9. Jack Owen	2/23-3/17/19	20.2
10. Michael Nix	3/23-4/15/03	20.1

includes unearned runs | ^ to begin a season

MIDSEASON FORM

- Tanner Burns was named to the Golden Spikes Award Midseason Watch List, marking the fourth straight season an Auburn player has earned the recognition - Anfernee Grier (2016), Keegan Thompson (2017), and Casey Mize (2017-18)
- He was also named to the Hall of Fame Foundation National Pitcher of the Year Award midseason watch list and a midseason All-American by D1 Baseball and Perfect Game.
- Burns returned to the mound after missing the first start of his career against Alabama, and the Tigers have won each of his last two starts.

MR. RELIABLE

- Ryan Bliss is the only Auburn player to have played and started in all 55 games this season.
- Bliss would become the first Auburn freshman to play and start in every game of his freshman season since Damon Haecker in 2014.

BULL IN THE 'PEN

- Cody Greenhill leads the team and ranks tied for fifth in the SEC with nine saves, which are the most by an Auburn player since 2013.
- Five of Greenhills nine saves have come on the road, including four in SEC road games, and he ranks second in the conference with seven saves in league games.

HOMETOWN HERO

- Auburn High School product Brooks Fuller has made six SEC starts dating back to Saturday at South Carolina and ranks second on the team with a 3.82 ERA in conference play.
- Fuller handed Texas A&M its first shutout loss of the season with 6.0 scoreless innings on Apr. 13 and earned the save by recording the final out with the tying run in scoring position in the regular season finale at LSU.

CARPE DIEM

- Brody Moore made his first SEC start in the decisive game against Alabama on May 5 and went 3-for-5 with two runs and a RBI.
- He drove in the go-ahead run on a RBI single in the sixth inning to break a 3-3 tie in the game.
- Moore is the son of Brandon Moore, who was a All-SEC shortstop for the Tigers (1991-94) and helped lead Auburn to the College World Series in 1994.

FITTS RIGHT IN

- Richard Fitts pitched a season-high 6.1 innings and struck out a season-high eight batters in last Tuesday's win vs. North Alabama.
- The freshman righty retired 12 straight and 18 of 19 batters at one point in his outing.
- Fitts is 3-0 with a 2.51 ERA in 11 relief appearances this season.

FINDING HIS ROLE

- Freshman lefty Garrett Wade has turned in a 2.89 ERA in eight relief appearances, including a 1.68 ERA in his last five relief appearances.
- Wade hasn't allowed more than one run in any of his last five relief efforts, four of which have come in conference play.

SHUTTING 'EM OUT

- Auburn ranks fourth in the country with seven shutouts this season.
- The Tigers seven shutouts are two more than last season and are tied for the fifth most in a single-season in program history. The single-season record is nine in 1988.

15-INNING MARATHON

- Auburn's 15-inning contest vs. Arkansas is tied for the fourth longest game in program history.
- The game lasted 5:40, which is second in game duration behind the 15-inning Auburn vs. Alabama game in 2017 (6:36).
 1. 20 innings - at Florida (4/22/72)
 2. 17 innings - vs. Arkansas (5/19/94)
 3. 16 innings - at Troy (4/25/07)
 4. 15 innings - vs. Arkansas (4/5/19)
 - 15 innings - vs. Alabama (5/7/17)
 - 15 innings - at Mississippi State (3/22/87)

TAKING DOWN THE TIDE

- Auburn beat Alabama, 17-7, in the decisive series finale last Sunday, marking the team's second straight series win against the Crimson Tide. It's the first time Auburn has beat Alabama in back-to-back series since 2003-04.
- Auburn's 17-run outburst in the series finale was the third time the team has scored 17 or more runs against Alabama in the last seven games. Prior to the last seven games against the Crimson Tide, Auburn had not scored 17 runs in any of the previous 107 games in the series.
- The Tigers have outscored Alabama 72-25 in the last two series, and Auburn is hitting .374 in those six games.

OFFENSIVE EXPLOSION

- Auburn's 17 runs in the series finale against Alabama were the most in a game this season, and the team's 19 hits were its second most.
- The Tigers hit .368 and scored 28 runs on 39 hits in the three-game series, marking the highest totals in all three categories in a series this season.
- The team put an exclamation point on the weekend by scoring nine runs on eight hits in the eighth inning Sunday. Both totals were the most in an inning this season.

STRENGTH OF SCHEDULE

- Auburn enters the SEC Tournament with the toughest strength of schedule in the country this season, according to Warren Nolan.
- The Tigers have played five of the top eight teams in this week's USA TODAY Coaches Poll in a total of 14 games this season.
- Last weekend's matchup against LSU will marked the ninth ranked team Auburn has played this season, including its eighth series against a ranked opponent.
- Eight of the team's 10 conference series this season also come against NCAA Regional teams from a year ago, including four NCAA Super Regional teams and two teams that advanced to the College World Series in Arkansas and Mississippi State.

POSTSEASON PUSH

- Auburn is positioned to make its third straight NCAA Tournament appearance for the first time since 2001-03 as the Tigers enter the week ranked No. 19 in the RPI.
- Auburn was an out away from advancing to a super regional in 2017 and a run away from making it back to Omaha for the first time since 1994 a season ago.

PACKED HOUSE

- Auburn sold a record number of season tickets in 2019 (2,163), which surpassed its previous record of 1,991 tickets sold a season ago.
- The Tigers welcomed 106,225 fans through the gates of Plainsman Park this season, which ranks 13th in the country and is the fourth highest single season total in program history.
- The team's average attendance of 3,320 is good for 16th in the nation and is the second highest average attendance in program history.

CORE POWER

- The Tigers returned 41 home runs between the core trio of Edouard Julien (17), Will Holland (12) and Steven Williams (12). The 41 home runs between the three players were the most among any returning trio in the SEC this season.
- Julien, Holland and Williams also drove in a combined 172 runs last season, totaling 16 more RBI than any other returning trio in the SEC this season.

SUPER SOPHOMORES

- Auburn had four Freshman All-America and SEC All-Freshman Team honorees a season ago in Tanner Burns, Cody Greenhill, Edouard Julien and Steven Williams.
- The four freshmen All-Americans were the most in program history and tied with Vanderbilt for the most in the country last year.

THE GABE GROSS EFFECT

- In its first season under hitting coach Gabe Gross, Auburn set a program record for hit-by-pitches (84) and ranked in the top 10 in program history in a number of additional offensive categories.
 - Home runs: 73; 5th
 - Walks: 309; 5th
 - RBI: 423; 8th
 - Runs: 467; 8th
 - Extra-base hits: 201; 10th
 - Total bases: 977; 10th

PRESEASON RECOGNITION

- Burns and Holland garnered a wealth of preseason recognition, including becoming the first Auburn duo to be named to the Golden Spikes Award preseason watch list in the same season.
- Burns: Preseason First Team All-SEC, Golden Spikes Award preseason watch list, Second Team Preseason All-American by D1 Baseball, Third Team Preseason All-American by Collegiate Baseball.
- Holland: Golden Spikes Award preseason watch list, Second Team Preseason All-American by Perfect Game, Third Team All-American by D1 Baseball and NCBWA.

BIG LEAGUE TIGERS

- In 2018, former Auburn pitcher Trey Wingenter became the 51st player in Auburn history to appear in the Major Leagues. He made his MLB debut for the San Diego Padres on Aug. 7, 2018.
- Wingenter was one of three former Tigers to open the 2019 season on a big league roster, joining Josh Donaldson (Braves) and Garrett Cooper (Marlins). Grant Dayton also appeared for the Braves this season but is currently with Gwinnett in Triple-A.

TIGERS IN THE DRAFT

- Auburn had seven players selected in the 2018 MLB Draft, including the program's first No. 1 overall draft pick in Casey Mize.
- The seven players drafted were the most in a season since 2010 (11) and tied for the second most in program history.
- The Tigers have had multiple players drafted every year since 2006 and at least one player selected for 44 straight years, which is tied for the longest streak in the SEC.

TAKE 'EM TO SCHOOL

- Auburn has 11 players on its team that chose to attend Auburn rather than sign a professional contract, including four freshmen from the 2018 draft in June.

Player	Year	Round	Team
Ryan Bliss	2018	30th	Boston
Tanner Burns	2017	37th	NY (AL)
Davis Daniel	2018	11th	Milwaukee
	2016	34th	Chicago (NL)
Peyton Glavine	2017	37th	LA (AL)
Ryan Hoerter	2017	36th	Pittsburgh
Kason Howell	2018	20th	Boston
Edouard Julien	2017	37th	Philadelphia
Garrett Wade	2018	38th	Tampa Bay
Devin Warner	2018	30th	Arizona
Ryan Watson	2016	39th	LA (NL)
Steven Williams	2017	35th	NY (AL)

THE LAST TIME...

BATTING SUPERLATIVES

5 hits in a game	Anfernee Grier at Kennesaw St. [5-for-6] (4/12/16)
6 hits in a game	Tyler Johnstone vs. Elon [6-for-7, 2B, 3B] (2/25/05)
Reached base 6 times	Edouard Julien vs. Alabama A&M [3-3, 1 BB, 2 HBP] (4/3/18)
4 runs in a game	Ryan Bliss vs. #7 Georgia (G2 - 5/11/19)
5 runs in a game	Edouard Julien vs. Alabama A&M (4/3/18)
6 runs in a game	never
10-game hitting streak	Conor Davis, 10 games (4/19-5/7)
15-game hitting streak	Matt Scheffler, 10 games (4/18-5/7)
20-game hitting streak	Jonah Todd, 16 games, (4/8-5/7/17)
25-game hitting streak	A. Grier, 22 games, (5/31/15-3/22/16)
30-game hitting streak	Justin Fradejas, 27 games (3/23-5/7/10)
	Casey Dunn, 31 games (2/22 [G1]-4/15/97)
3 doubles in a game	Jordan Ebert vs. Southern (2/26/16)
4 doubles in a game	Ken Dempsey vs. Georgia (1971)
2 triples in a game	Jay Gonzalez vs. Alabama State (2/28/12)
3 triples in a game	never
2 home runs in one game	Conor Davis vs. #17 Ole Miss (4/19/19)
3 home runs in one game	Tony Caldwell at Kentucky (4/9/11)
7 RBI in a game	Steven Williams vs. Longwood (2/17/18)
8 RBI in a game	Justin Bryant at Georgia (3/19/10)
9 RBI in a game	Hunter Morris at Georgia (3/21/10)
10 RBI in a game	Bob Berry vs. Huntington (4/15/82)
Grand slam home run	Conor Davis at UAB (3/20/19)
Inside-the-park home run	Edouard Julien vs. Georgia Southern (2/17/19)
HR to begin game	Will Holland at #5 Ole Miss (5/12/18)
Two HR in one inning	Dan Glevenyak at Jacksonville State (8th) (5/7/13)
HR in consecutive at-bats	Edouard Julien vs. Alabama A&M (2/20/19)
HR in three consecutive at-bats	Edouard Julien vs. Alabama A&M at UCF (2/20-22/19)
HR in consecutive games	Steven Williams vs. at UCF vs. Cincinnati (2/24-3/1/19)
HR in three consecutive games	Brendan Venter (5/5-7/18)
HR in three consecutive SEC games	Trent Mummey (4/17-23/10)
HR in four consecutive games	Joseph Sanders (5/10-15/08)
HR in four consecutive SEC games	Mike Bianucci (5/2-9/08)
HR in five consecutive games	Tim Lemons (4/6-10/85)
Walk-off HR	Conor Davis vs. #6 South Carolina (4/2/17)
Pinch-hit HR	Edouard Julien vs. BYU (G1 - 3/3/18)
Pinch-hit grand slam	Edouard Julien vs. BYU (G1 - 3/3/18)
HR in first at-bat of season	Steven Williams vs. Longwood (2/17/18)
HR in both games of DH	Dylan Ingram at #7 Mississippi St. (4/29/17)
Hit for the cycle	Clete Thomas [3B, 1B, 1B, HR, 2B] vs. Arkansas (4/3/05)
Hit from both sides of plate in same inning	Damon Haecker [5th inn.] vs. Jacksonville St. (3/15/17)
Two hits in same inning	Will Holland [1B, HR] vs. Alabama (5/5/19)
Stole home	Justin Hargett vs. Davidson (Gm 2) [4th] (G1 - 3/3/10)
Stole two bases in a game	Ryan Bliss vs. Alabama (5/5/19)
Stole three bases in a game	Anfernee Grier vs. Southern (2/26/16)
Hit by a pitch 2 times in a game	Will Holland at #4 Vanderbilt (2) (4/25/19)
Hit by a pitch 3+ times in a game	Dan Glevenyak at Alabama (4) (4/11/14)
Scored 20 or more runs	20 at Alabama (G2 - 4/21/18)
Scored 25 or more runs	25 vs. Longwood (2/17/18)
Scored 30 or more runs	32 vs. Troy (3/2/94)
Scored 5 runs in an Inning	5, vs. UTSA (1st) (3/9/19)
Scored 6 runs in an Inning	6, at Jacksonville State (7th) (4/23/19)
Scored 7 runs in an Inning	7, at #4 Mississippi State (4th) (3/24/19)
Scored 8 runs in an Inning	8, at UAB (5th) (3/19/19)
Scored 9 runs in an Inning	9, vs. Alabama (9th) (5/5/19)
Scored 10+ runs in an Inning	11, at Alabama (8th) (G1 - 4/21/18)
Recorded 10+ hits in an Inning	11, vs. Furman (5th) (2/12/00)
Scored in every inning	vs. Coppin State (3/18/14)
Recorded 15-19 hits	19, vs. Alabama (5/5/19)
Recorded 20 or more hits	21, at #4 Mississippi State (3/24/19)
Hit 3 or more home runs in an inning	3, vs. Northeastern (6th) (G1 - 3/10/18)
Hit 3 or more home runs in a game	3, vs. #17 Ole Miss (4/19/19)
Hit 5 or more home runs in a game	6, vs. Northeastern (G1 - 3/10/18)
Hit 7 or more home runs in a game	7, vs. Mississippi State (5/8/10)
Hit back-to-back home runs	S. Williams & R. Woley at #4 Mississippi State (6th) (3/22/19)
Hit back-to-back-to-back home runs	B. Fletcher, H. Morris & K. Patterson vs. Mississippi State (5th) (5/8/10)
Had 5 doubles	5, vs. N.C. State (6/3/18)
Had 6 doubles	6, vs. Georgia Tech (3/13/18)
Had 7 doubles	7, vs. Alabama A&M (3/1/16)
Had 8 doubles	8, vs. BYU (G1 - 3/3/18)
Had 9+ doubles	10, vs. Tennessee (5/15/10)
Stole 5 bases in a game	5, vs. Bethune-Cookman (5/6/14)
Stole 6 bases in a game	6, vs. #21 Tennessee (3/17/19)
Stole 7 bases in a game	7, vs. Presbyterian (5/8/12)
Stole 8 bases in a game	8, vs. Alcorn State (2/22/12)
Walked 10+ times	11, vs. #9 Arkansas (G2 - 4/5/19)
Did not strike out in a game	vs. Belmont (3/11/12)

PITCHING SUPERLATIVES

INDIVIDUAL	
Nine-inning no-hitter	Casey Mize vs. Northeastern (3/9/18)
Nine-inning no-hitter (combined)	Mike Mueller [2.0], Lee Carter [1.0], Brandon Channell [1.0], Reid Price [1.0], Andrew Skinner [1.0], Arnold Hughey [1.0], Ken Clayton [1.0], Cory Duettt [0.2], Sean Jones [0.1] vs. UAB (3/19/02)
Seven-inning no-hitter	Jason Johnson vs. LaGrange College (4/30/91)
Nine-inning perfect game	Eric Brandon vs. Murray State (3/2/02)
Seven-inning perfect game	Jason Johnson vs. LaGrange College (4/30/91)
Nine-inning one-hitter (individual)	Keegan Thompson vs. Presbyterian (3/1/14)
Nine-inning one-hitter (combined)	Justin Camp [6.2], Terrance Dedrick [1.1], Jay Wade [0.2], Rocky McCord [0.1], at Kennesaw St. (3/11/14)
Five-inning one-hitter	Kevin Davis [3.2], Jacob Milliman [1.1], vs. Radford (2/22/15)
Nine-inning two-hitter	Tanner Burns [9.0] vs. Cincinnati (3/1/19)
Complete game	Jack Owen vs. UTSA (3/9/19)
Complete game shutout	Jack Owen vs. UTSA (3/9/19)
Consecutive complete games	K. Thompson vs. Arkansas & LSU (4/4 & 4/11/15)
Struck out 10 batters	10 by Tanner Burns vs. UTSA (3/8/19)
Struck out 11 batters	11 by Casey Mize vs. Army (6/2/18)
Struck out 12 batters	12 by Casey Mize at Kentucky (3/23/18)
Struck out 13 batters	13 by Casey Mize vs. Texas A&M (3/16/18)
Struck out 15 batters	15 by Tanner Burns vs. Cincinnati (3/1/19)
TEAM	
Struck out 15+ batters	Garrett Wade [8], Kyle Gray [2], Elliott Anderson [6] at South Alabama (3/12/19)
Struck out 20+ batters	Brooks Fuller [4], Ryan Watson [4], Elliott Anderson [3], Cody Greenhill [4], Carson Skipper [3], Garrett Wade [2] vs. #9 Arkansas (4/5/19)
Struck out 15 batters consecutive games	vs. Ga State, at Missouri (4/5-7/16)
Shut out an opponent	7-0 at #12 Texas A&M (4/13/19)
Consecutive shutouts	6-0 vs. UTSA / 5-0 vs. UTSA (3/8-9/19)
Three straight shutouts	2-0 vs. UT Martin / 6-0 vs. UTSA (3/6-9/19)
Shut out an SEC opponent	7-0 at #12 Texas A&M (4/13/19)
Shut out an SEC opponent on the road	7-0 at #12 Texas A&M (4/13/19)
Consecutive SEC shutouts	5-0 and 4-0 at Miss. State (3/27-28/15)
Consecutive SEC shutouts on the road	5-0 and 4-0 at Miss. State (3/27-28/15)
Was shut out	4-0 at #12 Texas A&M (4/12/19)
Was held to one hit	vs. #24 Missouri (4/1/18)
Was no hit	vs. #13 Arkansas (5/25/17)
FIELDING SUPERLATIVES	
2 errors in a game	Matt Scheffler at #4 Vanderbilt (4/25/19)
3 errors in a game	Luke Jarvis vs. Presbyterian (3/11/17)
4 errors in a game	Brett Burnham at Alabama (4/5/00)
3 double plays turned in a game	vs. Alabama (5/3/19)
4 double plays turned in a game	vs. Georgia Tech (4/4/17)
5 double plays turned in a game	never
Triple play (Auburn)	vs. Memphis (5/22/78)
Triple play (Opponent)	at Florida [4th] (3/15/08)
Threw a runner out at HP to end game	Will Holland vs. Presbyterian (3/12/17)
MISC. SUPERLATIVES	
Won 10 or more consecutive games	15 (2/24-3/22)
Won 15 or more consecutive games	15 (2/24-3/22)
Won 8 or more consecutive SEC games	9 (4/1-21/95)
Lost 5 or more consecutive games	7 (5/6-5/13/17)
Home winning streak	21 (1964-66)
Road winning streak	14 (1967/1995)
Season-opening winning streak	17 (2/7-3/5/97)
Extra-innings victory	5-4, 11 innings at #20 LSU (5/18/19)
Extra-innings loss	6-9, 15 innings vs. #9 Arkansas (G2 - 4/5/19)
Swept a 3-game series	vs. #21 Tennessee (3/15-17/19)
Swept a road series	at Alabama (4/20-21/18)
Swept a road SEC series	at Alabama (4/20-21/18)
Swept a SEC series	vs. #21 Tennessee (3/15-17/19)
Swept a 4-game series	Maine (2/15-17/13)
Swept a doubleheader	vs. UTSA (3/9/19)
Allowed 3 runs or fewer in a series	3 vs. UTSA (3/8-9/19)
Allowed 3 runs or fewer in a SEC series	3 vs. Miss. State (3/27-29/15)
Allowed 4 runs or fewer in a series	3 vs. UTSA (3/8-9/19)
Allowed 4 runs or fewer in a SEC series	4 vs. Georgia (4/23-25/15)
Allowed 3 runs or fewer in a road series	3 vs. Miss. State (3/27-29/15)
Allowed 3 runs or fewer in a SEC road series	3 vs. Miss. State (3/27-29/15)
Overcome a deficit of 7+ runs	7 runs, [7-0, 12-8] vs. Florida A&M (2/22/17)
Won a 1-0 game	vs. Mercer (5/30/15) [NCAA Regional]
Lost a 1-0 game	vs. Ohio State (2/15/14)
Walk-off win	vs. North Alabama (11 inn.) (5/14/19)
Walk-off loss	at #1 Florida (11 inn.) (6/11/18)

HITTER PROFILES

9 • RYAN BLISS IF

- 5-9 • 165 • FR • LaGrange, Ga. • Troup County
- Hit a game-tying HR in the sixth and scored the game-winning run in the 11th in the series finale at LSU
 - Leads the team with a .417 average (15-for-36) and 12 runs scored in the last three SEC series
 - Is hitting .317 since the beginning of April

CAREER STATISTICS

YEAR	AVG	GP-GS	AB	R	H	2B	3B	HR	RBI	SB-A
2019	.277	55-55	206	41	57	10	1	2	32	10-12

SEASON HIGHS

- At Bats: 5, nine times
 Runs: 4, vs. Georgia (5/11)
 Hits: 3, three times
 Doubles: 1, 10 times
 HR: 1, two times
 RBI: 4, vs. Alabama (5/5)

24 • CONOR DAVIS IF

- 6-3 • 227 • JR • Roswell, Ga. • Blessed Trinity
- Has a pair of 10th-inning, walk-off singles this season - vs. Ole Miss (4/20) and vs. Georgia (5/11)
 - Ranks second on the team with a .317 average in the last 17 contests and has six multi-hit efforts during the span

CAREER STATISTICS

YEAR	AVG	GP-GS	AB	R	H	2B	3B	HR	RBI	SB-A
2017	.282	52-38	163	22	46	11	0	1	29	1-4
2018	.268	53-47	164	26	44	9	0	2	34	3-6
2019	.298	52-51	205	30	61	9	1	6	32	2-2
TOTAL	.284	157-136	532	78	151	29	1	9	95	6-12

CAREER HIGHS

- At Bats: 8, vs. Alabama (5/7/17)
 Runs: 3, vs. Longwood (2/17/18)
 Hits: 3, eight times
 Doubles: 2, at Texas A&M (4/9/17)
 HR: 2, vs. Ole Miss (4/19/19)
 RBI: 5, vs. Vanderbilt (5/6/18)

SEASON HIGHS

- At Bats: 5, 11 times
 Runs: 2, six times
 Hits: 3, four times
 Doubles: 1, nine times
 HR: 2, vs. Ole Miss (4/19)
 RBI: 4, two times

17 • WILL HOLLAND IF

- 5-11 • 185 • JR • Lawrenceville, Ga. • Collins Hill
- Drove in the game-winning run on a double in the 11th inning of the series finale at LSU
 - Is hitting .436 (17-for-39) with 11 runs, three doubles, four home runs and 11 RBI in the last 10 games

CAREER STATISTICS

YEAR	AVG	GP-GS	AB	R	H	2B	3B	HR	RBI	SB-A
2017	.209	45-41	134	23	28	7	1	3	18	4-4
2018	.313	66-65	249	61	78	18	0	12	52	9-11
2019	.249	53-53	193	40	48	9	0	8	27	14-17
TOTAL	.267	164-159	576	124	154	34	1	23	97	27-32

CAREER HIGHS

- At Bats: 6, three times
 Runs: 4, at Alabama (4/21 - G2)
 Hits: 4, two times
 Doubles: 2, two times
 HR: 2, two times
 RBI: 4, two times

SEASON HIGHS

- At Bats: 6, vs. UT Martin (3/5)
 Runs: 3, two times
 Hits: 4, vs. UT Martin (3/5)
 Doubles: 1, nine times
 HR: 1, eight times
 RBI: 3, vs. Alabama (5/5)

16 • KASON HOWELL OF

- 6-0 • 185 • FR • Argyle, Texas • Liberty Christian
- Returned to the lineup at LSU leaving the middle game and missing the series finale vs. Georgia

CAREER STATISTICS

YEAR	AVG	GP-GS	AB	R	H	2B	3B	HR	RBI	SB-A
2019	.258	52-52	186	23	48	8	0	0	25	13-15

SEASON HIGHS

- At Bats: 6, at Mississippi State (3/24)
 Runs: 3, vs. Alabama A&M (2/19)
 Hits: 3, two times
 Doubles: 1, eight times
 RBI: 3, vs. UTSA (3/9)

10 • EDOUARD JULIEN IF

- 6-2 • 195 • SO • Quebec City, Quebec • Cardinal-Roy
- Is the first Auburn player with 40+ RBI in back-to-back seasons since 2010-11
 - Became the fifth fastest player to reach 100 RBI in his Auburn career earlier this season (94 games)

CAREER STATISTICS

YEAR	AVG	GP-GS	AB	R	H	2B	3B	HR	RBI	SB-A
2018	.275	62-59	207	47	57	7	0	17	69	7-10
2019	.232	54-54	198	41	46	13	1	8	45	3-5
TOTAL	.254	116-113	405	88	103	20	1	25	114	10-15

CAREER HIGHS

- At Bats: 7, vs. Arkansas (4/5/19)
 Runs: 5, vs. Alabama A&M (4/3/18)
 Hits: 3, five times
 Doubles: 2, Alabama A&M (4/3/18)
 HR: 2, vs. Alabama A&M (2/20/19)
 RBI: 4, seven times

SEASON HIGHS

- At Bats: 7, vs. Arkansas (4/5)
 Runs: 3, two times
 Hits: 3, two times
 Doubles: 1, 13 times
 HR: 2, vs. Alabama A&M (2/20)
 RBI: 4, vs. Ole Miss (4/18)

2 • EVERETT LAU IF/OF

- 5-10 • 185 • JR • Oahu, Hawaii • College of San Mateo
- Delivered the pinch-hit, walk-off single in the 11th inning vs. North Alabama (5/14)
 - Two-time Golden Gate League First Team All-Conference

CAREER STATISTICS

YEAR	AVG	GP-GS	AB	R	H	2B	3B	HR	RBI	SB-A
2017*	.381	33-42	126	38	48	9	4	0	32	--
2018*	.381	45-45	181	48	69	17	2	4	45	--
2019	.250	19-8	40	7	10	2	0	1	8	1-1

SEASON HIGHS

- At Bats: 6, vs. UT Martin (3/5)
 Runs: 2, two times
 Hits: 3, vs. UT Martin (3/5)
 Doubles: 1, two times
 HR: 1, vs. UT Martin (3/5)
 RBI: 5, vs. UT Martin (3/5)
 *JUCO

19 • BRODY MOORE IF

- 6-0 • 185 • FR • Oneonta, Ala. • Oneonta
- Went 3-for-5 with two runs and one RBI in his first SEC start in the series finale vs. Alabama (5/5)
 - Is the son of former Auburn All-SEC shortstop Brandon Moore (1991-94)

CAREER STATISTICS

YEAR	AVG	GP-GS	AB	R	H	2B	3B	HR	RBI	SB-A
2019	.333	13-4	27	6	9	1	1	0	4	0-1

SEASON HIGHS

- At Bats: 5, vs. Alabama (5/5)
 Runs: 2, two times
 Hits: 3, vs. Alabama (5/5)
 Doubles: 1, at Jacksonville State (4/23)
 RBI: 1, four times

6 • MATT SCHEFFLER C

- 6-2 • 190 • JR • Kirkland, Wash. • Pierce
- Hit the game-tying, two-run HR in the top of the ninth inning in the series finale at LSU
 - Recorded a hit in a team-high 14 straight SEC games and reached base in 19 straight conference contests entering the series vs. Georgia
 - 2018 Tacoma Athletic Commission Player of the Year

CAREER STATISTICS

YEAR	AVG	GP-GS	AB	R	H	2B	3B	HR	RBI	SB-A
2017*	.349	36-36	126	26	44	5	1	2	19	--
2018*	.369	42-42	160	51	59	12	2	1	22	--
2019	.274	51-49	179	28	49	10	0	2	25	5-6

SEASON HIGHS

- At Bats: 6, at Mississippi State (3/24)
 Runs: 2, four times
 Hits: 3, at UCF (2/24)
 Doubles: 1, 10 times
 HR: 1, two times
 RBI: 3, vs. Georgia (5/11)
 *JUCO

1 • JUDD WARD OF

- 6-1 • 195 • SO • Russellville, Ala. • Russellville
- Leads the team in on-base percentage and ranks second in average in SEC play
 - Has a league-high seven outfield assists this season

CAREER STATISTICS

YEAR	AVG	GP-GS	AB	R	H	2B	3B	HR	RBI	SB-A
2018	.250	37-21	84	9	21	2	1	0	8	0-2
2019	.274	55-54	208	36	57	10	2	3	26	5-7
TOTAL	.267	92-75	292	45	78	12	3	3	34	5-9

CAREER HIGHS

- At Bats: 7, vs. Arkansas (4/5/19)
 Runs: 3, at Jacksonville State (4/23/19)
 Hits: 3, four times
 Doubles: 2, at Vanderbilt (4/25/19)
 HR: 1, three times
 RBI: 4, at Mississippi State (3/24/19)

SEASON HIGHS

- At Bats: 7, vs. Arkansas (4/5)
 Runs: 3, at JSU (4/23)
 Hits: 3, four times
 Doubles: 2, at VU (4/25)
 HR: 1, three times
 RBI: 4, at MSU (3/24)

41 • STEVEN WILLIAMS OF

- 6-3 • 216 • SO • Albany, Ga. • Deerfield-Windsor
- Has four extra-base hits in the last four games - one double, two triples, one home run
 - Went a combined 7-for-19 with six runs scored in the Vanderbilt and Alabama series

CAREER STATISTICS

YEAR	AVG	GP-GS	AB	R	H	2B	3B	HR	RBI	SB-A
2018	.291	65-65	244	54	71	10	1	12	51	1-1
2019	.235	54-54	196	33	46	6	2	6	23	3-3
TOTAL	.266	119-119	440	87	117	16	3	18	74	4-4

CAREER HIGHS

- At Bats: 6, two times
 Runs: 4, two times
 Hits: 4, three times
 Doubles: 2, vs. BYU (G1 - 3/3/18)
 HR: 1, 17 times
 RBI: 7, vs. Longwood (2/17/18)

SEASON HIGHS

- At Bats: 6, vs. Arkansas (4/5)
 Runs: 3, vs. Cincinnati (3/2)
 Hits: 3, two times
 Doubles: 1, six times
 HR: 1, six times
 RBI: 3, three times

4 • RANKIN WOLEY IF

- 6-0 • 210 • JR • Atlanta, Ga. • Chattahoochee Valley
- Went 2-for-5 with a run in the series finale at LSU
 - Ranks third on the team with 16 multi-hit games
 - Named a 2018 NJCAA First Team All-American and the Alabama Community College Conference Player of the Year

CAREER STATISTICS

YEAR	AVG	GP-GS	AB	R	H	2B	3B	HR	RBI	SB-A
2017*	.267	26-8	45	8	12	4	1	0	5	0-0
2018*	.460	60-60	202	58	93	27	1	11	93	1-1
2019	.275	53-53	211	27	58	14	1	3	36	2-2

CAREER HIGHS

- At Bats: 7, vs. Arkansas (4/5/19)
 Runs: 3, vs. Gulf Coast State (3/2/18)*
 Hits: 4, two times*
 Doubles: 3, vs. Faulkner (2/17/18)*
 HR: 2, vs. Miami Dade (2/10/18)*
 RBI: 5, at Wallace-Selma (4/21/18)
 ^at LSU
 *JUCO

SEASON HIGHS

- At Bats: 7, vs. Arkansas (4/5)
 Runs: 2, six times
 Hits: 3, two times
 Doubles: 2, two times
 HR: 1, three times
 RBI: 3, three times

PITCHER PROFILES

14 • ELLIOTT ANDERSON LHP

6-3 • 212 • JR • Cartersville, Ga. • Cartersville

- Made the second start of his career and suffered the loss in the series opener at LSU last Thursday
- Leads the team and ranks tied for 11th in the conference with 24 appearances, including 22 in relief

CAREER STATISTICS

YEAR	ERA	W-L	G/S	IP	H	R	ER	BB	K	BAA
2017	6.39	1-0	14/0	12.2	20	9	9	8	9	.370
2018	3.64	5-0	24/0	29.2	25	18	12	15	32	.229
2019	4.13	5-2	24/2	52.1	55	30	24	21	53	.266
TOTAL	4.28	11-2	62/2	94.2	100	57	45	44	94	.270

CAREER HIGHS

Innings: 4.2, at Texas A&M (4/14/19)
Hits: 8, at LSU (5/16/19)
Runs: 5, three times
Earned Runs: 4, four times
Strikeouts: 7, two times
Walks: 3, at South Carolina (3/30/19)
Pitches: 76, at LSU (5/16/19)

SEASON HIGHS

Innings: 4.2, at TAMU (4/14)
Hits: 8, at LSU (5/16)
Runs: 5, three times
Earned Runs: 4, three times
Strikeouts: 7, vs. GS (2/15)
Walks: 3, at SC (3/30)
Pitches: 76, at LSU (5/16)

32 • TANNER BURNS RHP

6-0 • 205 • SO • Decatur, Ala. • Decatur

- Ranks tied for ninth in the SEC in strikeouts and has turned in a new career high in the category
- Missed the first start of his Auburn career vs. Alabama and exited his start at LSU with shoulder tightness
- Named to the Golden Spikes Award Midseason Watch List and a Midseason All-American by D1 Baseball and PG

CAREER STATISTICS

YEAR	ERA	W-L	G/S	IP	H	R	ER	BB	K	BAA
2018	3.01	7-4	17/17	86.2	73	41	29	37	77	.225
2019	2.80	4-3	13/13	74.0	57	27	23	20	95	.210
TOTAL	2.91	11-7	30/30	160.2	130	68	52	57	172	.218

CAREER HIGHS

Innings: 9.0, vs. Cincinnati (3/1/19)
Hits: 7, three times
Runs: 5, two times
Earned Runs: 4, two times
Strikeouts: 15, vs. Cincinnati (3/1/19)
Walks: 4, three times
Pitches: 115, at South Carolina (3/29/19)

SEASON HIGHS

Innings: 9.0, vs. UC (3/1)
Hits: 7, two times
Runs: 5, two times
Earned Runs: 4, at MSU (3/22)
Strikeouts: 15, vs. UC (3/1)
Walks: 4, at VU (4/25)
Pitches: 115, at SC (3/29)

43 • RICHARD FITTS RHP

6-23 • 185 • FR • Helena, Ala. • Helena

- Pitched a season-high 6.1 innings and struck out a season-high eight batters in relief vs. UNA (5/14)
- Set down 12 straight and 18 of 19 in the outing
- Is 3-0 with a 2.51 ERA in 11 relief appearances

CAREER STATISTICS

YEAR	ERA	W-L	G/S	IP	H	R	ER	BB	K	BAA
2019	5.57	3-3	16/5	42.0	55	26	26	12	32	.320

SEASON HIGHS

Innings: 6.1, vs. North Alabama (5/14)
Hits: 7, vs. Alabama (5/5)
Runs: 5, vs. Arkansas (4/6)
Earned Runs: 5, vs. Arkansas (4/6)
Strikeouts: 8, vs. North Alabama (5/14)
Walks: 3, vs. Arkansas (4/6)
Pitches: 82, vs. North Alabama (5/14)

18 • BROOKS FULLER LHP

6-12 • 215 • FR • Auburn, Ala. • Auburn

- Has made six SEC starts and ranks second on the team with a 3.82 ERA in conference play
- Recorded the final out in the series finale at LSU
- Named the 2018 ASWA Pitcher and Player of the Year

CAREER STATISTICS

YEAR	ERA	W-L	G/S	IP	H	R	ER	BB	K	BAA
2019	4.12	2-2	18/8	43.2	37	28	20	35	35	.231

SEASON HIGHS

Innings: 6.0, at Texas A&M (4/13)
Hits: 5, vs. Ole Miss (4/20)
Runs: 4, two times
Earned Runs: 4, vs. North Alabama (5/14)
Strikeouts: 6, vs. Ole Miss (4/20)
Walks: 4, two times
Pitches: 93, at Texas A&M (4/13)

23 • PEYTON GLAVINE LHP

5-11 • 176 • SO • Alpharetta, Ga. • Blessed Trinity

- Made his first appearance in a month and earned the win in 1.2 scoreless innings of relief at JSU (4/23)
- Didn't allow a run and struck out seven batters in his first five appearances and 4.0 IP this season

CAREER STATISTICS

YEAR	ERA	W-L	G/S	IP	H	R	ER	BB	K	BAA
2018	27.00	0-0	5/0	3.0	10	9	9	2	5	.526
2019	2.45	1-0	8/0	7.1	8	2	2	7	11	.267
TOTAL	9.58	1-0	13/0	10.1	18	11	11	9	16	.367

CAREER HIGHS

Innings: 1.2, two times
Hits: 5, vs. Northeastern (3/10/18)
Runs: 6, vs. Northeastern (3/10/18)
Earned Runs: 6, vs. Northeastern (3/10/18)
Strikeouts: 3, vs. Longwood (2/17/18)
Walks: 2, two times
Pitches: 35, vs. AAMU (2/20/19)

SEASON HIGHS

Innings: 1.2, two times
Hits: 3, two times
Runs: 1, two times
Earned Runs: 1, two times
Strikeouts: 2, five times
Walks: 2, two times
Pitches: 35, vs. AAMU (2/20)

36 • KYLE GRAY LHP

5-10 • 205 • R-JR • Austin, Texas • Blinn

- Earned the win after throwing 2.2 IP and matching a season high with three strikeouts vs. UNA (5/14)
- Hasn't allowed a run in his last three appearances and 7.0 innings pitched

CAREER STATISTICS

YEAR	ERA	W-L	G/S	IP	H	R	ER	BB	K	BAA
2017*	7.85	0-0	11/--	18.1	27	16	16	9	25	--
2018*	2.73	7-1	12/--	66.0	56	25	20	19	91	--
2019	4.87	2-3	14/2	20.1	19	13	11	15	16	.241

CAREER HIGHS

Innings: 7.0, four times*
Hits: 9, at Alvin (4/20/18)*
Runs: 6, two times*
Earned Runs: 6, two times*
Strikeouts: 12, vs. Laredo (3/24/18)*
Walks: 4, vs. Temple (2/16/18)*
Pitches: --
 *JUCO

SEASON HIGHS

Innings: 3.0, vs. GS (2/17)
Hits: 3, two times
Runs: 4, at UCF (2/23)
Earned Runs: 4, at UCF (2/23)
Strikeouts: 3, two times
Walks: 3, vs. Arkansas (4/6)
Pitches: 69, vs. GS (2/17)

20 • CODY GREENHILL RHP

6-4 • 216 • SO • Russellville, Ala. • Russellville

- Pitched a career-high 5.1 IP in the series finale at LSU
- Ranks second in the league with seven SEC saves
- Five of his nine saves have come on the road, including four on the road in SEC play
- Named to the NCBWA Stopper of the Year watch list

CAREER STATISTICS

YEAR	ERA	W-L	G/S	IP	H	R	ER	BB	K	BAA
2018	2.30	6-3	21/0	58.2	53	17	15	19	55	.242
2019	3.09	2-2	22/0	46.2	42	20	16	12	36	.240
TOTAL	2.65	8-5	43/0	105.1	95	37	31	31	91	.241

CAREER HIGHS

Innings: 5.1, at LSU (5/18/19)
Hits: 7, at Mississippi State (3/24/19)
Runs: 5, at Mississippi State (3/24/19)
Earned Runs: 5, at Mississippi State (3/24/19)
Strikeouts: 5, three times
Walks: 3, two times
Pitches: 90, at LSU (5/18/19)

SEASON HIGHS

Innings: 5.1 at LSU (5/18)
Hits: 7, at MSU (3/24)
Runs: 5, at MSU (3/24)
Earned Runs: 5, at MSU (3/24)
Strikeouts: 5, vs. Georgia (5/11)
Walks: 3, at LSU (5/18)
Pitches: 90, at LSU (5/18)

8 • BAILEY HORN LHP

6-2 • 212 • R-SO • West, Texas • McLennan

- Pitched a season-high 3.2 innings at LSU (5/16)
- Earned the win after throwing 1.1 scoreless IP in the decisive series finale vs. Alabama (5/5)
- Rated a top-75 junior college prospect by Perfect Game

CAREER STATISTICS

YEAR	ERA	W-L	G/S	IP	H	R	ER	BB	K	BAA
2017*	3.86	7-0	15/--	77.0	68	44	33	34	77	--
2019	8.57	2-0	14/2	21.0	25	21	20	9	15	.287

CAREER HIGHS

Innings: 7.1, vs. Grayson (3/8/17)*
Hits: 7, two times*
Runs: 6, vs. San Jac-North (5/30/17)*
Earned Runs: 6, vs. San Jac (5/30/17)*
Strikeouts: 8, at North Central Texas (4/19/17)*
Walks: 4, three times*
Pitches: --
 *JUCO

SEASON HIGHS

Innings: 3.2, at LSU (5/16)
Hits: 5, at UCF (2/24)
Runs: 4, two times
Earned Runs: 4, at UCF (2/24)
Strikeouts: 3, at JSU (4/23)
Walks: 2, at MSU (3/24)
Pitches: 53, at LSU (5/16)

33 • WILL MORRISON RHP

6-2 • 180 • FR • Cullman, Ala. • Cullman

- Has made seven appearances in the last four weekends and has posted a 1.35 ERA
- Has turned in a 2.45 ERA in 10 SEC appearances
- Named the 2018 6A Pitcher of the Year by AL.com and a two-time first team high school All-American

CAREER STATISTICS

YEAR	ERA	W-L	G/S	IP	H	R	ER	BB	K	BAA
2019	4.62	0-0	22/0	25.1	24	13	13	10	15	.267

SEASON HIGHS

Innings: 3.0, two times
Hits: 4, vs. Arkansas (4/6)
Runs: 3, at GT (4/16)
Earned Runs: 3, at GT (4/16)
Strikeouts: 5, vs. AAMU (2/19)
Walks: 2, vs. UAB (5/7)
Pitches: 50, vs. Arkansas (4/6)

44 • JACK OWEN LHP

6-2 • 174 • SO • Aliso Viejo, Calif. • JSerra Catholic

- Has pitched 7.0+ innings in three of his six starts
- Suffered the loss despite throwing 7.0 innings and striking out six in the middle game at LSU
- Didn't allow an earned run in a record 28.2 IP dating back to last season before giving up a solo HR vs. UT (3/16)

CAREER STATISTICS

YEAR	ERA	W-L	G/S	IP	H	R	ER	BB	K	BAA
2018	5.97	2-2	14/7	34.2	43	24	23	16	35	.312
2019	2.37	4-2	10/6	49.1	39	14	13	8	46	.218
TOTAL	3.86	6-4	24/13	84.0	82	38	36	24	81	.259

CAREER HIGHS

Innings: 9.0, vs. UTSA (3/9/19)
Hits: 9, at Georgia Tech (3/20/18)
Runs: 6, two times
Earned Runs: 6, two times
Strikeouts: 10, vs. Cincinnati (3/2/19)
Walks: 2, five times
Pitches: 98, vs. UTSA (3/9/19)

SEASON HIGHS

Innings: 9.0, vs. UTSA (3/9)
Hits: 8, at LSU (5/17)
Runs: 6, vs. Georgia (5/11)
Earned Runs: 6, vs. Georgia (5/11)
Strikeouts: 10, vs. UC (3/2)
Walks: 2, two times
Pitches: 98, vs. UTSA (3/9)

31 • BLAKE SCHILLECI LHP

5-10 • 198 • SR • Birmingham, Ala. • Wallace-Hanceville

- Matched a career high with 3.2 scoreless IP and struck out three batters at Vandy (4/26)

CAREER STATISTICS

YEAR	ERA	W-L	G/S	IP	H	R	ER	BB	K	BAA
2018	9.53	0-0	6/0	5.2	8	6	6	3	3	.333
2019	7.56	0-2	11/0	16.2	21	14	14	7	15	.313
TOTAL	8.06	0-2	17/0	22.1	29	20	20	10	18	.319

CAREER HIGHS

Innings: 3.2, two times
Hits: 4, at Vanderbilt (4/26)
Runs: 4, vs. Georgia Tech (4/2/19)
Earned Runs: 4, vs. Georgia Tech (4/2/19)
Strikeouts: 4, vs. Georgia Tech (4/2/19)
Walks: 3, vs. Georgia Tech (4/2/19)
Pitches: 64, vs. Georgia Tech (4/2/19)

SEASON HIGHS

Innings: 3.2, two times
Hits: 4, at VU (4/26)
Runs: 4, vs. GT (4/2)
Earned Runs: 4, vs. GT (4/2)
Strikeouts: 4, vs. GT (4/2)
Walks: 3, vs. GT (4/2)
Pitches: 64, vs. GT (4/2)

29 • CARSON SKIPPER LHP

6-3 • 195 • FR • Trussville, Ala. • Hewitt-Trussville

- Three-time ASWA 7A First Team All-State honoree
- 2018 AL.com All-Birmingham Player of the Year

CAREER STATISTICS

YEAR	ERA	W-L	G/S	IP	H	R	ER	BB	K	BAA
2019	7.46	3-3	17/8	35.0	45	33	29	23	38	.306

SEASON HIGHS

Innings: 4.2, vs. UTSA (3/9)
Hits: 5, four times
Runs: 5, two times
Earned Runs: 5, vs. Arkansas (4/5)
Strikeouts: 8, vs. AAMU (2/19)
Walks: 4, at GT (4/16)
Pitches: 78, vs. Arkansas (4/5)

40 • GARRETT WADE LHP

6-2 • 205 • FR • Hartselle, Ala. • Hartselle

- Has turned in a 2.89 ERA in eight relief appearances, including a 1.69 ERA in his last five relief appearances
- Named a 2017 Under Armour All-American and the 2018 Alabama Gatorade Player of the Year

CAREER STATISTICS

YEAR	ERA	G/S	IP	H	R	ER	BB	K	BAA
2019	4.86	3-0	15/7	33.1	33	23	18	27	.41

SEASON HIGHS

Innings: 5.0, two times
Hits: 6, vs. JSU (4/9)
Runs: 5, vs. JSU (4/9)
Earned Runs: 5, vs. JSU (4/9)
Strikeouts: 8, two times
Walks: 5, vs. UA (3/26)
Pitches: 91, at USA (3/12)

37 • RYAN WATSON RHP

6-5 • 215 • JR • Auburn, Ala. • Auburn

- Pitched 1.1 scoreless innings and earned the win in the series finale at LSU
- Has struck out a career-best 32 batters this season
- Didn't allow a run in a career-best 6.1 innings (3/30-4/9)

CAREER STATISTICS

YEAR	ERA	W-L	G/S	IP	H	R	ER	BB	K	BAA
2017	5.17	1-1	22/2	31.1	39	21	18	11	22	.298
2018	4.76	0-0	7/2	11.1	13	6	6	5	9	.310
2019	5.18	1-1	20/1	33.0	37	20	19	16	32	.294
TOTAL	5.11	2-2	49/5	75.2	89	47	43	32	63	.298

CAREER HIGHS

Innings: 3.1, four times
Hits: 5, two times
Runs: 5, at Mississippi State (3/23/19)
Earned Runs: 5, at Mississippi State (3/23/19)
Strikeouts: 5, at Jacksonville State (4/23/19)
Walks: 3, two times
Pitches: 60, vs. Memphis (3/14/18)

SEASON HIGHS

Innings: 3.1, two times
Hits: 4, three times
Runs: 5, at MSU (3/23)
Earned Runs: 5, at MSU (3/23)
Strikeouts: 5, at JSU (4/23)
Walks: 3, at GT (4/16)
Pitches: 54, at JSU (4/23)

BIG INNINGS

Innings with four or more runs

AUBURN - 21

Date	Opponent	Inn.	Batters	R	H	E	Score
2/15	Georgia Southern	1	10	5	4	1	5-1
2/16	Georgia Southern	3	8	4	4	1	4-0
2/19	Alabama A&M	3	9	4	2	2	5-1
2/24	at UCF	4	7	4	4	0	9-6
3/2	Cincinnati (G2)	1	8	4	2	1	4-2
3/5	UT Martin	3	9	4	6	0	5-6
3/8	UTSA	3	8	4	3	1	4-0
3/9	UTSA (G2)	1	8	5	5	0	5-0
3/16	Tennessee	5	9	4	3	0	5-1
3/19	at UAB	5	13	8	5	1	8-4
3/24	at Mississippi State	3	9	4	6	0	4-2
3/24	at Mississippi State	4	11	7	6	2	11-5
3/31	at South Carolina	2	9	6	3	0	6-1
4/13	at Texas A&M	9	9	4	4	0	7-0
4/23	at Jax State	7	10	6	6	0	11-2
4/25	at Vanderbilt	5	9	4	5	0	4-7
4/27	at Vanderbilt	8	8	4	4	0	5-8
5/4	Alabama	8	8	4	2	0	6-5
5/5	Alabama	7	7	4	4	0	8-3
5/5	Alabama	8	12	9	8	0	17-6
5/11	GEORGIA	6	10	4	5	0	6-7

Record with a big inning: 13-6

Record without a big inning: 19-17

OPPONENT - 19

Date	Opponent	Inn.	Batters	R	H	E	Score
2/24	at UCF	2	8	4	5	1	3-5
3/19	at UAB	2	8	4	2	1	0-4
3/22	at Mississippi State	1	9	4	3	0	0-4
3/23	at Mississippi State	1	10	5	4	2	0-5
3/23	at Mississippi State	8	11	7	6	0	2-15
3/24	at Mississippi State	5	7	4	3	0	11-10
3/24	at Mississippi State	8	8	5	4	0	15-20
4/2	GEORGIA TECH	4	9	4	2	0	5-3
4/2	GEORGIA TECH	8	9	4	2	0	9-3
4/9	JACKSONVILLE STATE	4	9	6	6	0	6-6
4/9	JACKSONVILLE STATE	7	10	5	2	0	6-11
4/14	at Texas A&M	4	7	4	4	0	1-4
4/25	at Vanderbilt	3	8	4	3	2	0-7
4/25	at Vanderbilt	6	9	4	3	0	5-11
4/26	at Vanderbilt	1	8	4	4	0	0-4
5/10	GEORGIA	4	9	6	6	0	1-6
5/10	GEORGIA	7	9	4	4	1	2-11
5/16	at LSU	3	9	4	5	1	1-4
5/17	at LSU	4	10	4	5	0	0-4

Record when allowing a big inning: 3-10

Record when not allowing a big inning: 29-13

AUBURN IN THE NATIONAL AND SEC RANKINGS

(As of May 20)

TEAM	TOTAL	NCAA	SEC
Shutouts	7	4	2
Sacrifice flies	26	61	6
K/9.0 IP	8.7	78	12
Fielding percentage	.973	79	8
K-BB ratio	2.18	79	13
ERA	4.46	97	10

9 RYAN BLISS	TOTAL	NCAA	SEC
Sacrifice flies	7	12	2

32 TANNER BURNS	TOTAL	NCAA	SEC
K/9.0 IP	11.55	42	8
WHIP	1.04	56	10
K-BB ratio	4.75	60	8
Strikeouts	95	62	10
H/9.0 IP	6.93	95	10

20 CODY GREENHILL	TOTAL	NCAA	SEC
Saves	9	51	5

16 KASON HOWELL	TOTAL	NCAA	SEC
Sacrifice flies	5	94	6

10 EDOUARD JULIEN	TOTAL	NCAA	SEC
Sacrifice flies	5	94	6

6 MATT SCHEFFLER	TOTAL	NCAA	SEC
Toughest to K	9.9	72	4

GAMEDAY EXPERIENCE: SAMFORD STADIUM-HITCHCOCK FIELD AT PLAINSMAN PARK

» Auburn's baseball home for the past 68 seasons, Samford Stadium-Hitchcock Field at Plainsman Park seats 4,096, including 3,227 chairback seats. Auburn's baseball field has been called a renaissance of Camden Yard proportions and received a new 24x64 foot video board, sound system and lighting prior to 2017.



PITCHING CAREERS

ELLIOTT ANDERSON'S CAREER APPEARANCES

*-Starter

2017 - FRESHMAN YEAR

Date	Opp (Res.)	DEC	QS	IP	H	R	ER	BBSO	HR	ERA	NP
2/17	GEORGE WASHINGTON (W, 9-0)	-	-	1.0	0	0	0	1	0	0.00	9
2/22	FLORIDA A&M (W, 12-8)	-	-	0.0	2	3	3	2	0	27.00	14
3/3	LIPSCOMB (W, 8-0)	-	-	0.1	1	0	0	1	1	20.25	20
3/7	SOUTH ALABAMA (L, 3-14)	-	-	0.2	3	4	4	2	1	31.50	22
3/10	PRESBYTERIAN (L, 8-11)	-	-	0.2	0	0	0	0	0	23.62	2
3/15	JACKSONVILLE STATE (W, 10-1)	-	-	2.0	3	0	0	1	0	13.50	25
4/25	TROY (L, 2-5)	-	-	1.2	2	0	0	2	0	9.95	22
4/29	at #7 Mississippi State (W, 5-3)	W	-	2.1	4	1	1	0	1	8.31	36
5/7	ALABAMA (L, 9-11)	-	-	0.2	0	0	0	1	0	7.71	11
5/9	at UAB (L, 2-8)	-	-	1.1	2	1	1	1	0	7.59	31
5/12	at #10 LSU (L, 3-5)	-	-	0.1	1	0	0	0	0	7.36	3
5/20	OLE MISS (L, 4-8)	-	-	1.1	1	0	0	1	0	6.57	19
5/24	vs. #4 Florida (L, 4-5)	-	-	0.0	0	0	0	1	0	6.57	5
6/5	at #16 Florida State (L, 0-6)	-	-	0.1	1	0	0	0	0	6.39	8

2018 - SOPHOMORE YEAR

Date	Opp (Res.)	DEC	QS	IP	H	R	ER	BBSO	HR	ERA	NP
2/18	LONGWOOD (W, 3-0)	-	-	2.0	1	0	0	1	2	0.00	31
2/21	TROY (W, 6-5)	-	-	0.1	3	3	0	1	0	0.00	21
2/24	BRYANT (W, 13-4)	W	-	2.1	0	0	0	0	0	0.00	34
2/27	at #15 South Alabama (W, 7-6)	W	-	1.0	1	2	2	1	2	3.18	19
3/2	BYU (W, 4-3)	-	-	0.0	1	0	0	0	0	3.18	2
3/6	at UAB (W, 11-8)	-	-	1.0	2	2	0	1	0	2.70	21
3/13	GEORGIA TECH (W, 12-7)	W	-	3.1	2	3	3	1	3	4.50	45
3/17	#6 TEXAS A&M (W, 11-5)	-	-	1.0	2	1	1	1	1	4.91	26
3/20	at Georgia Tech (L, 6-4)	-	-	2.0	2	0	0	2	4	4.15	45
3/23	at #8 Kentucky (L, 5-4)	-	-	0.0	0	0	0	0	0	4.15	1
3/25	at #8 Kentucky (L, 13-3)	-	-	0.0	1	2	2	1	0	5.54	13
3/27	vs. Alabama (W, 5-2)	-	-	0.0	0	0	0	1	0	5.54	5
4/3	ALABAMA A&M (W, 19-5)	W	-	1.2	0	0	0	1	0	4.91	18
4/10	at Samford (L, 12-3)	-	-	1.2	0	1	1	1	0	4.41	28
4/14	MISSISSIPPI STATE (L, 7-2)	-	-	1.0	0	0	0	1	1	4.15	20
4/17	UAB (W, 12-2)	W	-	4.0	0	0	0	1	7	3.37	48
4/24	SAMFORD (W, 7-2)	-	-	3.2	3	0	0	1	4	2.88	51
4/26	at #1 Florida (L, 3-1)	-	-	0.2	1	0	0	1	1	2.81	16
5/5	#17 VANDERBILT (W, 11-5)	-	-	0.2	2	1	1	1	0	3.08	10
5/10	at #5 Ole Miss (L, 5-4)	-	-	0.2	1	0	0	0	0	3.00	10
5/11	at #5 Ole Miss (L, 8-3)	-	-	1.0	1	1	1	0	1	3.21	15
5/15	at Troy (L, 9-5)	-	-	0.1	2	2	2	0	1	3.81	9
5/25	vs. #4 Ole Miss (L, 7-0)	-	-	0.1	0	0	0	1	0	3.77	4
6/2	vs. Army (W, 12-1)	-	-	1.0	1	0	0	0	2	3.64	18

2019 - JUNIOR YEAR

Date	Opp (Res.)	DEC	QS	IP	H	R	ER	BBSO	HR	ERA	NP	
2/15	GEORGIA SOUTHERN (W, 11-2)	W	-	4.0	2	0	0	0	7	0.00	45	
2/19	ALABAMA A&M (W, 10-1)	-	-	2.0	1	0	0	0	2	0.00	29	
2/22	at UCF (W, 4-1)	-	-	2.0	3	0	0	2	2	0.00	42	
2/24	at UCF (W, 13-9)	-	-	1.0	0	0	0	0	0	0.00	9	
3/3	CINCINNATI (W, 9-5)	W	-	4.1	3	1	1	1	6	1	0.68	69
3/8	UTSA (W, 6-0)	-	-	2.0	0	0	0	0	0	0.59	19	
3/12	at South Alabama (W, 6-2)	-	-	2.0	3	0	0	0	6	0.52	38	
3/15	#21 TENNESSEE (W, 2-0)	W	-	0.1	0	0	0	1	0	0.51	6	
3/16	#21 TENNESSEE (W, 5-2)	-	-	1.1	2	0	0	1	1	0.47	27	
3/22	at #4 Mississippi State (W, 6-5)	W	-	0.2	0	0	0	0	1	0.46	12	
3/24	*at #4 Mississippi State (L, 15-20)	-	-	2.2	6	5	4	1	2	2.01	55	
3/29	at South Carolina (W, 4-2)	-	-	1.1	0	0	0	1	0	1.90	15	
3/30	at South Carolina (L, 0-4)	-	-	0.2	0	2	0	3	0	1.85	24	
4/5	#9 ARKANSAS (W, 6-3)	W	-	1.1	0	0	0	0	0	1.75	14	
4/5	#9 ARKANSAS (L, 6-9)	-	-	2.0	3	1	1	1	3	0.95	32	
4/9	JACKSONVILLE STATE (L, 6-11)	L	-	0.2	2	4	4	2	1	3.18	28	
4/14	at #12 Texas A&M (L, 1-4)	-	-	4.2	2	1	1	1	5	3.00	72	
4/19	#17 OLE MISS (L, 3-5)	-	-	4.0	4	2	2	2	5	3.16	74	
4/25	at #4 Vanderbilt (L, 6-12)	-	-	3.0	5	3	3	2	3	3.60	73	
5/3	ALABAMA (W, 5-1)	-	-	3.0	2	0	0	1	3	3.35	52	
5/5	ALABAMA (W, 17-7)	-	-	2.0	5	3	3	1	3	3.80	46	
5/11	#7 GEORGIA (W, 4-3)	-	-	0.1	1	0	0	0	0	3.77	12	
5/11	#7 GEORGIA (L, 8-11)	-	-	3.1	3	1	1	2	0	3.70	50	
5/16	*at #20 LSU (L, 1-7)	L	-	3.2	8	5	4	0	1	4.13	76	

TANNER BURNS' CAREER APPEARANCES

*-Starter

2018 - FRESHMAN YEAR

Date	Opp (Res.)	DEC	QS	IP	H	R	ER	BBSO	HR	ERA	NP
2/18	*LONGWOOD (W, 3-0)	W	-	5.0	4	0	0	0	6	0.00	64
2/24	*BRYANT (W, 3-1)	-	X	7.0	2	1	1	2	8	0.75	96
3/3	*BYU (W, 9-5)	W	-	5.0	4	1	1	2	4	1.06	79
3/10	*NORTHEASTERN (L, 2-1)	L	-	4.1	5	2	2	4	5	1.69	84
3/18	*#6 TEXAS A&M (L, 5-1)	L	-	5.0	5	3	2	3	4	2.05	84

3/25	*at #8 Kentucky (L, 13-3)	L	-	2.0	4	4	3	2	1	2.86	50	
4/1	*#24 MISSOURI (L, 5-0)	L	-	5.0	1	4	0	3	6	1	2.43	94
4/8	*at #5 Arkansas (L, 5-4)	-	X	6.0	4	2	1	2	7	0	2.29	94
4/15	*MISSISSIPPI STATE (W, 7-5)	-	-	4.2	5	3	3	1	4	1	2.66	71
4/21	*at Alabama (W, 5-0)	W	X	7.0	4	0	0	1	7	0	2.29	99
4/27	*at #1 Florida (W, 11-5)	-	-	4.0	3	3	3	2	6	2	2.62	85
5/5	*#17 VANDERBILT (W, 11-5)	W	-	5.0	5	4	4	2	5	1	3.00	79
5/12	*at #5 Ole Miss (L, 10-3)	-	-	1.2	3	3	3	3	1	0	3.36	40
5/17	*LSU (W, 11-4)	W	X	6.0	6	4	2	2	4	1	3.33	97
5/23	*vs. #4 Ole Miss (W, 9-3)	W	X	7.0	6	3	1	2	3	0	3.13	105
6/1	*vs. Northeastern (W, 13-4)	W	X	6.0	7	3	2	1	2	1	3.12	96
6/10	*vs. #1 Florida (W, 3-2)	-	X	6.0	5	1	1	4	3	0	3.01	97

2019 - SOPHOMORE YEAR

Date	Opp (Res.)	DEC	QS	IP	H	R	ER	BBSO	HR	ERA	NP	
2/16	*GEORGIA SOUTHERN (L, 5-7)	-	-	5.0	3	1	1	1	7	0	1.80	74
2/22	*at UCF (W, 4-1)	W	-	5.2	2	1	1	2	7	0	1.69	96
3/1	*CINCINNATI (W, 5-0)	W	X	9.0	2	0	0	0	15	0	0.92	104
3/8	*UTSA (W, 6-0)	W	X	7.0	4	0	0	1	10	0	0.68	99
3/15	*#21 TENNESSEE (W, 2-0)	-	X	6.2	4	0	0	1	9	0	0.54	111
3/22	*at #4 Mississippi State (W, 6-5)	-	-	5.0	5	5	4	3	4	0	1.41	100
3/29	*at South Carolina (W, 4-2)	W	X	6.2	4	2	1	2	7	1	1.40	115
4/5	*#9 ARKANSAS (W, 6-3)	-	X	6.0	7	3	3	2	10	1	1.76	106
4/12	*at #12 Texas A&M (L, 0-4)	L	X	6.0	5	3	3	1	7	0	2.05	95
4/19	*#17 OLE MISS (L, 3-5)	L	-	5.0	7	3	3	3	7	1	2.32	99
4/25	*at #4 Vanderbilt (L, 6-12)	L	-	2.1	4	5	3	4	4	1	2.66	56
5/11	*#7 GEORGIA (W, 4-3)	-	-	5.2	6	3	3	0	4	2	2.83	97
5/18	*at #20 LSU (W, 5-4)	-	-	4.0	4	1	1	0	4	0	2.80	57

DAVIS DANIEL'S CAREER APPEARANCES

*-Starter

2017 - FRESHMAN YEAR

Date	Opp (Res.)	DEC	QS	IP	H	R	ER	BB	SO	HR	ERA	NP
2/19	*GEORGE WASHINGTON (W, 4-3)	-	-	4.1	7	2	2	0	3	0	4.15	75
2/26	*HOLY CROSS (W, 13-4)	-	-	4.1	5	2	2	0	6	1	4.15	72
3/5	*LIPSCOMB (L, 7-8)	-	-	1.1	5	5	5	2	1	0	8.10	45
3/8	*KENNESAW STATE (W, 6-4)	-	-	2.0	1	0	0	0	1	0	6.75	19
3/12	*PRESBYTERIAN (W, 8-0)	W	X	6.0	3	0	0	2	8	0	4.50	92
3/19	*#5 FLORIDA (W, 6-5)	-	-									

AUBURN 2018 AUBURN BASEBALL GAME NOTES

3/19	at UAB (W, 13-5)	-	-	1.1	2	0	0	2	2	0	4.32	31
3/23	at #4 Mississippi State (L, 2-15)	-	-	1.0	4	3	3	0	1	1	6.75	22
3/26	vs. Alabama (L, 3-6)	-	-	3.2	3	0	0	1	1	0	4.85	65
3/31	at South Carolina (W, 7-5)	W	-	5.0	3	0	0	2	2	0	3.50	64
4/6	*#9 ARKANSAS (L, 0-8)	L	-	4.1	5	5	5	3	2	1	4.84	74
4/14	*at #12 Texas A&M (L, 1-4)	L	-	3.0	5	3	3	0	2	0	5.33	56
4/18	#17 OLE MISS (W, 7-4)	W	-	4.1	4	0	0	0	4	0	4.55	57
4/26	*at #4 Vanderbilt (L, 2-5)	L	-	2.1	6	4	4	1	3	1	5.34	77
5/5	*ALABAMA (W, 17-7)	-	-	3.2	7	3	3	0	3	1	5.55	64
5/11	*#7 GEORGIA (L, 8-10)	-	-	0.0	3	3	3	0	0	1	6.31	13
5/14	NORTH ALABAMA (W, 8-7)	-	-	6.1	4	1	1	2	8	0	5.57	82

BROOKS FULLER'S CAREER APPEARANCES

*-Starter

2019 - FRESHMAN YEAR

Date	Opp (Res.)	DEC	QS	IP	H	R	ER	BB	SO	HR	ERA	NP
2/16	GEORGIA SOUTHERN (L, 5-7)	-	-	1.0	1	1	1	1	0	1	9.00	21
2/20	*ALABAMA A&M (W, 10-2)	-	-	3.0	2	2	0	2	3	0	2.25	46
3/2	CINCINNATI (W, 9-5)	-	-	1.2	0	0	0	0	1	0	1.59	14
3/5	UT MARTIN (W, 15-9)	-	-	2.2	2	3	0	3	0	0	1.08	42
3/9	UTSA (W, 8-3)	-	-	1.0	0	0	0	1	0	0	0.96	17
3/16	#21 TENNESSEE (W, 5-2)	W	-	3.2	2	1	1	2	3	0	1.38	63
3/23	at #4 Mississippi State (L, 2-15)	-	-	3.2	4	1	1	3	3	0	1.62	67
3/30	*at South Carolina (L, 0-4)	L	-	5.0	3	2	2	4	4	1	2.08	88
4/5	*#9 ARKANSAS (L, 6-9)	-	-	3.1	3	3	2	4	4	0	2.52	76
4/9	JACKSONVILLE STATE (L, 6-11)	-	-	0.0	0	1	1	2	0	0	2.88	15
4/13	*at #12 Texas A&M (W, 7-0)	W	X	6.0	4	0	0	3	4	0	2.32	93
4/20	*#17 OLE MISS (W, 6-5)	-	-	4.2	5	3	3	2	6	2	2.78	79
4/26	*at #4 Vanderbilt (L, 5-9)	L	-	1.2	4	4	2	2	1	1	3.13	37
5/4	*ALABAMA (L, 6-7)	-	-	3.0	3	2	2	2	3	0	3.35	61
5/11	#7 GEORGIA (L, 8-10)	-	-	0.2	0	0	0	0	1	0	3.29	4
5/14	*NORTH ALABAMA (W, 8-7)	-	-	1.1	3	4	4	3	1	0	4.04	36
5/17	at #20 LSU (L, 1-5)	-	-	1.0	1	1	1	1	1	0	4.15	16
5/18	at #20 LSU (W, 5-4)	-	-	0.1	0	0	0	0	0	0	4.12	3

PEYTON GLAVINE'S CAREER APPEARANCES

2018 - FRESHMAN YEAR

Date	Opp (Res.)	DEC	QS	IP	H	R	ER	BB	SO	HR	ERA	NP
2/17	LONGWOOD (W, 25-1)	-	-	1.0	0	0	0	0	3	0	0.00	15
2/23	BRYANT (W, 15-7)	-	-	1.0	0	0	0	1	1	0	0.00	26
3/3	BYU (W, 9-5)	-	-	0.2	4	3	3	0	0	0	10.12	18
3/10	NORTHEASTERN (W, 14-8)	-	-	0.0	5	6	6	1	0	0	30.38	19
3/25	at #8 Kentucky (L, 13-3)	-	-	0.1	1	0	0	0	1	0	27.00	9

2019 - SOPHOMORE YEAR

Date	Opp (Res.)	DEC	QS	IP	H	R	ER	BBSO	HR	ERA	NP	
2/16	GEORGIA SOUTHERN (L, 5-7)	-	-	0.2	0	0	0	0	1	0	0.00	11
2/20	ALABAMA A&M (W, 10-2)	-	-	1.0	3	0	0	2	2	0	0.00	35
3/9	UTSA (W, 8-3)	-	-	1.0	0	0	0	0	2	0	0.00	12
3/17	#21 TENNESSEE (W, 5-3)	-	-	0.1	0	0	0	1	0	0	0.00	8
3/19	at UAB (W, 13-5)	-	-	1.0	0	0	0	0	2	0	0.00	14
3/23	at #4 Mississippi State (L, 2-15)	-	-	1.2	3	1	1	1	2	0	1.59	34
4/23	at Jacksonville State (W, 14-2)	W	-	1.2	1	0	0	1	2	0	1.23	29
4/26	at #4 Vanderbilt (L, 2-5)	-	-	0.0	1	1	1	2	0	0	2.45	18

KYLE GRAY'S CAREER APPEARANCES

*-Starter

2019 - REDSHIRT JUNIOR YEAR

Date	Opp (Res.)	DEC	QS	IP	H	R	ER	BB	SO	HR	ERA	NP
2/17	*GEORGIA SOUTHERN (W, 4-3)	-	-	3.0	2	2	0	2	3	0	0.00	69
2/23	*at UCF (L, 1-6)	L	-	1.1	3	4	4	2	1	0	8.31	36
3/6	UT MARTIN (W, 2-0)	-	-	1.0	1	0	0	0	1	0	6.75	16
3/12	at South Alabama (W, 6-2)	-	-	2.0	1	1	1	2	1	1	5.79	30
3/17	#21 TENNESSEE (W, 5-3)	W	-	1.2	1	0	0	2	0	0	5.00	29
3/22	at #4 Mississippi State (W, 6-5)	-	-	1.1	1	0	0	0	0	0	4.35	18
3/24	at #4 Mississippi State (L, 15-20)	-	-	0.2	1	1	1	0	1	1	4.91	14
3/26	vs. Alabama (L, 3-6)	L	-	0.0	1	1	1	0	0	0	5.73	2
4/2	GEORGIA TECH (L, 3-9)	L	-	0.1	1	2	2	2	0	0	7.15	16
4/6	#9 ARKANSAS (L, 0-8)	-	-	1.0	0	1	1	3	0	0	7.30	27
4/16	at #16 Georgia Tech (L, 6-11)	-	-	1.0	2	1	1	1	1	0	7.43	28
5/7	UAB (L, 4-6)	-	-	1.2	0	0	0	2	2	0	6.60	34
5/10	#7 GEORGIA (L, 2-11)	-	-	2.2	2	0	0	0	2	0	5.60	41
5/14	NORTH ALABAMA (W, 8-7)	W	-	2.2	3	0	0	0	3	0	4.87	44

CODY GREENHILL'S CAREER APPEARANCES

2018 - FRESHMAN YEAR

Date	Opp (Res.)	DEC	QS	IP	H	R	ER	BBSO	HR	ERA	NP	
2/16	LONGWOOD (W, 6-0)	-	-	1.0	1	0	0	1	0	0	0.00	23
2/20	GEORGIA STATE (W, 3-2)	W	-	3.1	0	0	0	3	4	0	0.00	66
2/24	BRYANT (W, 13-4)	-	-	2.0	3	0	0	0	4	0	0.00	39
2/27	at #15 South Alabama (W, 7-6)	-	-	2.0	2	0	0	1	1	0	0.00	26
3/3	BYU (W, 9-5)	-	-	3.1	5	1	1	1	4	0	0.77	48
3/6	at UAB (W, 11-8)	-	-	2.0	0	0	0	0	3	0	0.66	20
3/10	NORTHEASTERN (L, 2-1)	-	-	4.2	1	0	0	1	4	0	0.49	59
4/3	ALABAMA A&M (W, 19-5)	-	-	1.0	1	0	0	0	1	0	0.47	15

4/8	at #5 Arkansas (L, 5-4)	L	-	1.2	1	1	1	2	1	0	0.86	33
4/15	MISSISSIPPI STATE (W, 7-5)	W	-	4.1	5	2	2	0	5	0	1.42	78
4/21	at Alabama (W, 5-0)	-	-	2.0	2	0	0	1	4	0	1.32	38
4/27	at #1 Florida (W, 11-5)	W	-	5.0	6	2	2	2	3	0	1.67	81
5/5	#17 VANDERBILT (W, 11-5)	-	-	3.1	1	0	0	2	3	0	1.51	44
5/12	at #5 Ole Miss (L, 10-3)	L	-	4.2	3	1	1	1	3	1	1.56	69
5/17	LSU (W, 11-4)	-	-	3.0	3	0	0	0	2	0	1.45	39
5/19	LSU (W, 14-5)	-	-	2.0	3	3	1	1	3	1	1.59	38
5/22	vs. Kentucky (W, 4-3[11])	W	-	3.0	3	0	0	2	0	2	1.49	36
5/25	vs. #4 Ole Miss (L, 7-0)	-	-	2.2	4	2	2	0	2	2	1.76	48
6/3	at #11 N.C. State (W, 15-7)	W	-	4.1	6	3	3	2	5	1	2.11	86
6/10	vs. #1 Florida (W, 3-2)	W	-	3.0	2	1	1	1	1	1	2.16	42
6/11	at #1 Florida (L, 3-2)	L	-	0.1	1	1	1	0	0	1	2.30	8

2019 - SOPHOMORE YEAR

Date	Opp (Res.)	DEC	QS	IP	H	R	ER	BBSO	HR	ERA	NP	
2/16	GEORGIA SOUTHERN (L, 5-7)	-	-	2.2	4	1	1	1	0	0	3.38	34
2/22	at UCF (W, 4-1)	-	-	1.1	0	0	0	0	1	0	2.25	18
3/2	CINCINNATI (W, 5-0)	-	-	2.0	0	0	0	1	1	0	1.29	27
3/5	UT MARTIN (W, 15-9)	-	-	2.0	1	1	1	0	0	0	2.00	15
3/9	UTSA (W, 8-3)	-	-	2.0	3	2	1	0	4	0	2.45	36
3/15	#21 TENNESSEE (W, 2-0)	-	-	2.0	0	0	0	0	4	0	2.08	26
3/17	#21 TENNESSEE (W, 5-3)	-	-	2.2	3	1	1	2	0	1	2.30	37
3/22	at #4 Mississippi State (W, 6-5)	-	-	2.0	1	0	0	0	2	0	2.04	23
3/24	at #4 Mississippi State (L, 15-20)	L	-	2.1	7	5	5	0	2	0	4.05	42
3/29	at South Carolina (W, 4-2)	-	-	1.0	0	0	0	0	1	0	3.86	20
3/31	at South Carolina (W, 7-5)	-	-	1.1	2	0	0	0	0	0	3.63	24
4/5	#9 ARKANSAS (W, 6-3)	-	-	1.0	0	0	0	0	2	0	3.47	14
4/5	#9 ARKANSAS (L, 6-9)	-	-	3.0	3	0	0	2	4	0	3.08	54
4/13	at #12 Texas A&M (W, 7-0)	-	-	2.1	0	0	0	1	2	0	2.83	31
4/18	#17 OLE MISS (W, 7-4)	-	-	2.0	0	0	0	0	3	0	2.64	31
4/20	#17 OLE MISS (W, 6-5)	W	-	3.0	3	2	2	0	0	1	2.94	25
4/27	at #4 Vanderbilt (L, 5-9)	-	-	1.2	5	3	3	0	2	0	3.57	32
5/3	ALABAMA (W, 5-1)	-	-	1.0	0	0	0	0	2	0	3.47	13
5/4	ALABAMA (L, 6-7)	L	-	1.0	3	2	0	1	0	0	3.38	18
5/11	#7 GEORGIA (W, 4-3)	W	-	4.0	1	0	0	1	5	0	3.05	48
5/18	at #20 LSU (W, 5-4)	-	-	5.1	6	3	2	3	1	0	3.09	90

BAILEY HORN'S CAREER APPEARANCES

2019 - REDSHIRT SOPHOMORE YEAR

Date	Opp (Res.)	DEC	QS	IP	H	R	ER	BB	SO	HR	ERA	NP
2/17	GEORGIA SOUTHERN (W, 4-3)	-	-	3.0	2	0	0	1	0	0	0.00	52
2/24	*at UCF (W, 13-9)	-	-	1.0	5	4	4	0	0	1	9.00	30
3/5	*UT MARTIN (W, 15-9)	-	-	0.1	3	3	3	1	1	0	14.54	18
3/19	at UAB (W, 13-5)	W	-	3.0	0	0	0	1	2	0	8.59	34
3/24	at #4 Mississippi State (L, 15-20)	-	-	1.2	4	4	3	2	1	0	10.00	35
3/31	at South Carolina (W, 7-50)	-	-	1.2	2	2	2	0	1	2	10.12	26
4/2	GEORGIA TECH (L, 3-9)	-	-	0.2	0	0	0	0	1	0	9.53	16
4/6	#9 ARKANSAS (L, 0-8)	-	-									

3/3	BYU (W, 21-4)	-	-	3.0	2	0	0	0	1	0	2.25	33
3/13	GEORGIA TECH (W, 12-7)	-	-	3.0	2	0	0	1	5	0	1.29	45
3/20	*at Georgia Tech (L, 6-4)	L	-	3.1	9	6	6	2	3	1	6.10	56
3/27	*vs. Alabama (W, 5-2)	W	-	4.0	1	0	0	2	4	0	4.40	73
4/1	#24 MISSOURI (L, 5-0)	-	-	1.0	1	0	0	0	1	0	4.11	18
4/3	ALABAMA A&M (W, 19-5)	-	-	1.0	4	2	2	0	1	1	4.96	26
4/7	at #5 Arkansas (L, 13-2)	-	-	0.0	1	4	4	3	0	0	7.16	20
4/10	*at Samford (L 12-3)	L	-	1.0	5	4	4	0	0	1	8.83	23
4/24	*SAMFORD (W, 7-2)	W	-	5.1	6	2	2	0	5	0	7.54	77
5/8	*SOUTH ALABAMA (W, 10-4)	-	-	4.0	3	3	2	1	6	0	7.09	66
5/11	at #5 Ole Miss (L, 8-3)	-	-	1.0	1	0	0	0	1	0	6.83	10
5/15	*at Troy (L, 9-5)	-	-	4.1	5	1	1	2	6	0	6.19	93
5/22	*vs. Kentucky (W, 4-3 [11])	-	-	2.2	2	1	1	3	1	1	5.97	43

2019 - SOPHOMORE YEAR

Date	Opp (Res.)	DEC	QS	IP	H	R	ER	BBSO	HR	ERA	NP	
2/17	GEORGIA SOUTHERN (W, 4-3)	W	-	4.2	4	0	0	2	4	0	0.00	67
2/23	at UCF (L, 1-6)	-	-	4.1	3	1	0	0	8	0	0.00	79
3/2	*CINCINNATI (W, 5-0)	W	X	7.0	3	0	0	0	10	0	0.00	88
3/9	*UTSA (W, 5-0)	W	X	9.0	4	0	0	0	7	0	0.00	98
3/16	*#21 TENNESSEE (W, 5-2)	-	-	4.0	2	1	1	0	4	1	0.31	55
4/20	#17 OLE MISS (W, 6-5)	-	-	2.1	0	0	0	1	1	0	0.29	29
4/27	at #4 Vanderbilt (L, 5-9)	-	-	2.1	3	1	1	1	3	0	0.53	43
5/3	*ALABAMA (W, 5-1)	W	-	5.0	5	1	1	2	0	0	0.70	63
5/10	*#7 GEORGIA (L, 2-11)	L	-	3.2	7	6	6	1	3	1	1.91	65
5/17	*at #20 LSU (L, 1-5)	L	-	7.0	8	4	4	1	6	0	2.37	97

BLAKE SCHILLECI'S CAREER APPEARANCES

2018 - JUNIOR YEAR

Date	Opp (Res.)	DEC	QS	IP	H	R	ER	BBSO	HR	ERA	NP	
2/20	GEORGIA STATE (W, 3-2)	-	-	0.2	0	0	0	1	1	0	0.00	14
2/23	BRYANT (W, 15-7)	-	-	1.2	2	3	3	0	0	1	11.57	36
3/6	at UAB (W, 11-8)	-	-	0.2	1	0	0	1	1	0	9.00	11
3/10	NORTHEASTERN (W, 14-8)	-	-	0.1	1	1	1	1	0	1	10.80	11
3/14	MEMPHIS (W, 5-4)	-	-	1.2	1	0	0	0	1	0	7.20	22
3/25	at #8 Kentucky (L, 13-3)	-	-	0.2	3	2	2	0	0	0	9.53	15

2019 - SENIOR YEAR

Date	Opp (Res.)	DEC	QS	IP	H	R	ER	BBSO	HR	ERA	NP	
2/19	ALABAMA A&M (W, 10-1)	-	-	1.0	0	0	0	0	2	0	0.00	9
4/2	GEORGIA TECH (L, 3-9)	-	-	3.2	1	4	4	3	4	0	7.71	64
4/6	#9 ARKANSAS (L, 0-8)	-	-	0.2	1	0	0	1	0	0	6.75	25
4/12	at #12 Texas A&M (L, 0-4)	-	-	1.0	3	1	1	0	2	0	7.11	19
4/16	at #16 Georgia Tech (L, 6-11)	L	-	0.2	3	2	2	1	0	0	9.00	29
4/23	at Jacksonville State (W, 14-2)	-	-	1.1	2	0	0	0	3	0	7.56	27
4/26	at #4 Vanderbilt (L, 2-5)	-	-	3.2	4	0	0	1	3	0	5.25	55
5/4	ALABAMA (L, 6-7)	-	-	1.1	2	1	1	0	0	0	5.40	21
5/7	UAB (L, 4-6)	-	-	1.1	1	2	2	1	1	0	6.14	23
5/11	#7 GEORGIA (L, 8-10)	L	-	1.2	3	3	3	0	0	1	7.16	27
5/14	NORTH ALABAMA (W, 8-7)	-	-	0.1	1	1	1	0	0	0	7.56	7

CARSON SKIPPER'S CAREER APPEARANCES

*-Starter

2019 - FRESHMAN YEAR

Date	Opp (Res.)	DEC	QS	IP	H	R	ER	BBSO	HR	ERA	NP	
2/15	GEORGIA SOUTHERN (W, 11-2)	-	-	3.0	3	0	0	1	1	0	0.00	48
2/19	*ALABAMA A&M (W, 10-1)	W	-	4.0	2	1	0	0	8	0	0.00	67
2/24	at UCF (W, 13-9)	W	-	2.0	3	3	3	3	1	1	3.00	58
3/2	*CINCINNATI (W, 9-5)	-	-	3.0	5	4	3	0	4	1	4.50	59
3/6	UT MARTIN (W, 2-0)	-	-	2.1	0	0	0	0	5	0	3.77	31
3/9	*UTSA (W, 8-3)	W	-	4.2	5	0	0	0	5	0	2.84	70
3/17	*#21 TENNESSEE (W, 5-3)	-	-	3.0	3	2	1	1	1	0	2.86	46
3/23	*at #4 Mississippi State (L, 2-15)	L	-	0.2	5	5	4	2	1	0	4.37	35
3/24	at #4 Mississippi State (L, 15-20)	-	-	0.1	2	3	3	1	0	1	5.48	9
3/30	*at South Carolina (W, 7-5)	-	-	1.0	4	3	3	2	1	0	6.38	43
4/5	#9 ARKANSAS (W, 6-3)	-	-	0.2	1	0	0	0	1	0	6.20	8
4/5	#9 ARKANSAS (L, 6-9)	L	-	3.0	3	5	5	3	3	2	7.16	78
4/9	JACKSONVILLE STATE (L, 6-11)	-	-	0.0	0	0	0	2	0	0	7.16	10
4/16	*at #16 Georgia Tech (L, 6-11)	-	-	2.1	1	1	1	4	3	0	6.82	53
4/23	at Jacksonville State (W, 14-2)	-	-	1.0	0	0	0	1	0	0	6.61	17
4/25	at #4 Vanderbilt (L, 6-12)	-	-	1.1	3	2	2	3	1	0	6.89	43
5/7	*UAB (L, 4-6)	L	-	2.1	5	4	4	0	3	0	7.46	48

GARRETT WADE'S CAREER APPEARANCES

2019 - FRESHMAN YEAR

Date	Opp (Res.)	DEC	QS	IP	H	R	ER	BBSO	HR	ERA	NP	
2/16	GEORGIA SOUTHERN (L, 5-7)	-	-	0.0	0	0	0	0	1	0	0.00	4
2/20	ALABAMA A&M (W, 10-2)	W	-	4.0	3	0	0	1	4	0	0.00	61
3/6	*UT MARTIN (W, 2-0)	W	-	5.0	1	0	0	2	8	0	0.00	72
3/12	*at South Alabama (W, 6-3)	W	-	5.0	2	1	1	4	8	1	0.95	91
3/19	*at UAB (W, 13-5)	-	-	1.2	3	4	3	4	2	0	2.30	40
3/24	at #4 Mississippi State (L, 15-20)	-	-	0.0	1	2	2	1	0	0	3.45	8
3/26	*vs. Alabama (L, 3-6)	-	-	3.2	4	3	2	5	4	0	3.72	69
4/2	*GEORGIA TECH (L, 3-9)	-	-	3.0	5	3	3	3	3	0	4.43	60
4/5	#9 ARKANSAS (L, 6-9)	-	-	1.0	1	0	0	1	2	0	4.24	17
4/9	*JACKSONVILLE STATE (L, 6-11)	-	-	3.0	6	5	5	3	2	0	5.47	66

4/18	*#17 OLE MISS (W, 7-4)	-	-	2.2	5	4	1	1	2	0	5.28	63
4/26	at #4 Vanderbilt (L, 2-5)	-	-	0.1	0	0	0	0	0	0	5.22	1
4/27	at #4 Vanderbilt (L, 5-9)	-	-	1.1	2	1	1	0	1	0	5.28	19
5/4	ALABAMA (L, 6-7)	-	-	1.2	0	0	0	2	3	0	5.01	31
5/7	UAB (L, 4-6)	-	-	1.0	0	0	0	0	1	0	4.86	15

RYAN WATSON'S CAREER APPEARANCES

*-Starter

2017 - FRESHMAN YEAR

Date	Opp (Res.)	DEC	QS	IP	H	R	ER	BB	SO	HR	ERA	NP
2/18	GEORGE WASHINGTON (L, 5-9)	-	-	0.2	2	1	1	0	1	0	13.50	10
2/26	HOLY CROSS (W, 13-4)	-	-	1.0	0	0	0	0	2	0	5.40	15
3/3	LIPSCOMB (W, 8-0)	-	-	1.0	0	0	0	0	2	0	3.38	16
3/5	LIPSCOMB (L, 7-8)	-	-	1.1	1	0	0	1	2	0	2.25	29
3/10	PRESBYTERIAN (L, 8-11)	-	-	0.0	1	1	1	0	0	0	4.50	2
3/11	PRESBYTERIAN (W, 7-5)	W	-	1.1	1	2	0	2	1	0	3.38	37
3/14	UAB (W, 4-0)	-	-	2.0	0	0	0	0	2	0	2.45	23
3/17	#5 FLORIDA (W, 14-3)	-	-	2.2	2	1	1	0	2	0	2.70	28
3/21	at Georgia Tech (W, 7-4)	-	-	1.2	0	0	0	1	0	0	2.31	17
3/24	at Georgia (W, 2-1)	-	-	1.0	2	1	1	0	0	0	2.84	-
3/28	vs. Alabama (W, 4-3)	-	-	2.2	1	0	0	2	3	0	2.35	43
4/2	*#6 SOUTH CAROLINA (W, 6-5)	-	-	2.0	4	1	1	0	1	0	2.60	33
4/8	at Texas A&M (L, 3-6)	-	-	1.0	3	1	1	1	0	0	2.95	23
4/11	at Samford (W, 16-15)	-	-	1.0	1	0	0	1	1	0	2.79	21
4/15	at Tennessee (W, 8-1)	-	-	1.0	2	1	1	0	1	1	3.10	16
4/18	at Kennesaw State (W, 15-7)	-	-	1.0	2	2	2	1	1	0	3.80	20
4/23	*#16 ARKANSAS (W, 11-6)	-	-	3.0	5	2	2	0	0	0	4.07	43
5/7	ALABAMA (L, 9-11)	L	-	1.1	2	2	1	0	2	0	4.21	27
5/9	at UAB (L, 2-8)	-	-	0.2	4	3	3	0	0	0	5.13	16
5/20	OLE MISS (L, 4-8)	-	-	1.0	0	0	0	0	0	0	4.94	15
5/25	vs. #13 Arkansas (L, 0-12)	-	-	2.2	3	1	1	2	1	0	4.80	50
6/5	at #16 Florida State (L, 0-6)	-	-	1.1	3	2	2	0	0	0	5.17	23

2018 - SOPHOMORE YEAR

Date	Opp (Res.)	DEC	QS	IP	H	R	ER	BB	SO	HR	ERA	NP
2/17	LONGWOOD (W, 25-1)	-	-	1.0	0	0	0	0	1	0	0.00	13
2/20	*GEORGIA STATE (W, 3-2)	-	-	3.1	5	2	2	0	2	0	4.70	47
3/6	at UAB (W, 11-8)	-	-	0.0	1	0	0	1	0	0	4.15	5
3/14	*MEMPHIS (W, 5-4)	-	-	3.1	4	3	3	3	2	0	5.87	60
3/20	at Georgia Tech (L, 6-4)	-	-	1.2	0	0	0	1	3	0	4.82	25
3/25	at #8 Kentucky (L, 13-3)	-	-	1.0	2	1	1	0	1	0	5.23	24
4/3	ALABAMA A&M (W, 19-5)	-	-	1.0	1	0	0	0	0	0	4.76	12

2019 - JUNIOR YEAR

Date	Opp (Res.)	DEC	QS	IP	H	R	ER	BBSO	HR	ERA	NP	
2/16	GEORGIA SOUTHERN (L, 5-7)	L	-	3.1	2	2	2	0	2	1	5.40	44
2/20	ALABAMA A&M (W, 10-20)	-	-	1.0	0	0	0	0	1	0	4.15	12
2/23	at UCF (L, 1-6)	-	-	2.1	3	1	1	0	0	0	4.05	33
3/5	UT MARTIN (W, 15-9)	-	-	2.0	2	1	1	1	1	0	4.15</	

SUPERLATIVES AND MISCELLANEOUS NOTES

STARTS BY POSITION

STARTING PITCHER

Tanner Burns	13	9-4
Carson Skipper	8	5-3
Brooks Fuller	8	4-4
Garrett Wade	7	4-3
Jack Owen	6	4-2
Richard Fitts	5	1-4
Elliott Anderson	2	0-2
Kyle Gray	2	1-1
Bailey Horn	2	2-0
Davis Daniel	1	1-0
Ryan Watson	1	1-0

CATCHER

Matt Scheffler	49	28-21
Chase Hall	6	4-2

FIRST BASE

Rankin Woley	53	31-22
Brody Moore	2	1-1

SECOND BASE

Ryan Bliss	53	30-23
Everett Lau	2	2-0

THIRD BASE

Edouard Julien	54	31-23
Ed Johnson	1	1-0

SHORTSTOP

Will Holland	53	30-23
Ryan Bliss	2	2-0

LEFT FIELD

Judd Ward	51	29-22
Conor Davis	2	2-0
Brody Moore	2	1-1

CENTER FIELD

Kason Howell	52	30-22
Judd Ward	3	2-1

RIGHT FIELD

Steven Williams	54	31-23
Devin Warner	1	1-0

DESIGNATED HITTER

Conor Davis	49	26-23
Everett Lau	6	6-0

2019 AUBURN & OPPONENT HIGHS

TEAM BATTING AUBURN OPPONENT

Runs in a game	17, vs. UA (5/5)	20, at MSU (3/24)
Runs in an inning	9, [8th] vs. UA (5/5)	7, [8th] at MSU (3/23)
Most Hits in a game	21, at MSU (3/24)	21, at MSU (3/24)
Fewest Hits in a game	2, two times	2, UC (3/1)
Hits in an inning	8, [8th] vs. UA (5/5)	6, three times
2B in a game	4, five times	8, at MSU (3/24)
3B in a game	2, vs. AAMU (2/19)	1, six times
HR in a game	3, three times	4, UCF (2/24)
SB in a game	6, vs. UT (3/17)	4, three times
LOB in a game	16, vs. ARK (4/5)	18, ARK (4/5)
K in a game	13, three times	20, ARK (4/5)
BB in a game	11, two times	13, ARK (4/5)

TEAM PITCHING AUBURN OPPONENT

K in a game	20, vs. ARK (4/5)	13, three times
BB in a game	13, vs. ARK (4/5)	11, two times
Pitchers used	7, three times	8, UA (3/26)
Total Quality Starts	9	14

TEAM FIELDING AUBURN OPPONENT

Errors in a game	3, three times	4, two times
DP turned in a game	3, two times	3, vs. UT (3/16)

IND. BATTING AUBURN OPPONENT

Hits in a game	4, Holland vs. UTM (3/5)	5, Harford [UTM] (3/5)
Runs in a game	4, Bliss vs. UGA (5/11)	4, three times
2B in a game	2, three times	3, Brenning [UNA] (5/14)
3B in a game	1, nine times	1, six times
HR in a game	2, two times	2, two times
RBI in a game	5, Lau vs. UTM (3/5)	5, three times
XBH in a game	2, eight times	3, Brenning [UNA] (5/14)
SB in a game	2, nine times	2, three times
BB in a game	3, five times	3, six times
HBP in a game	2, four times	2, two times
K in a game	4, Holland vs. ARK (4/5)	4, five times
Hitting Streak	10 g, three times	3 g, 38 times
Consec. G w/HR	Williams (2/24-3/1)	Five times

IND. PITCHING AUBURN

K by a starter	15, Burns vs. UC (3/1)	10, two times
K by a reliever	8, two times	7, Magwood [JSU] (4/9)
BB by a starter	5, Wade vs. UA (3/26)	5, Linginfelter [UT] (3/16)
BB by a reliever	3, 10 times	5, two times
IP by a starter	9.0, two times	8.0, Doxakis [TAMU] (4/12)
IP by a reliever	6.1, Fitts vs. UNA (5/14)	4.2, three times

MISCELLANEOUS AUBURN

Biggest comeback win	5, two times
Biggest blown lead loss	6, two times
Largest margin of victory	12, at JSU (4/23)
Largest margin of defeat	13, at MSU (3/23)
Longest game, Time	5:40, vs. ARK (4/5 - G2)
Longest game, Time (9 inn)	4:11, two times
Shortest game, Time (9 inn)	2:20, UTSA (3/9 - G1)
Longest game, Innings	15, vs. ARK (4/5 - G2)
Largest crowd, Home	4,096, vs. GS (2/16)
Largest crowd, Road	12,343, at MSU (3/23)
Largest crowd, Neutral	7,896 vs. UA at Riverwalk Stadium (3/26)

STARTS BY ORDER

LEADOFF

Judd Ward	37	19-18
Will Holland	18	13-5

2ND SPOT

Steven Williams	16	12-4
Ryan Bliss	15	6-9
Kason Howell	14	5-9
Will Holland	9	8-1
Rankin Woley	1	1-0

3RD SPOT

Edouard Julien	30	16-14
Rankin Woley	14	8-6
Conor Davis	6	3-3
Steven Williams	5	5-0

CLEANUP

Conor Davis	17	7-10
Rankin Woley	16	12-4
Edouard Julien	14	8-6
Will Holland	4	1-3
Matt Scheffler	2	2-0
Steven Williams	2	2-0

5TH SPOT

Matt Scheffler	16	4-12
Conor Davis	14	8-6
Ryan Bliss	7	6-1
Steven Williams	7	4-3
Edouard Julien	4	4-0
Will Holland	3	3-0
Rankin Woley	3	2-1
Judd Ward	1	1-0

6TH SPOT

Rankin Woley	19	8-11
Conor Davis	14	10-4
Ryan Bliss	12	8-4
Steven Williams	4	2-2
Everett Lau	3	3-0
Kason Howell	1	1-0
Matt Scheffler	1	0-1
Judd Ward	1	0-1

7TH SPOT

Kason Howell	21	14-7
Ryan Bliss	12	9-3
Will Holland	8	2-6
Steven Williams	8	2-6
Edouard Julien	3	2-1
Everett Lau	2	2-0
Matt Scheffler	1	1-0

8TH SPOT

Judd Ward	14	11-3
Steven Williams	12	4-8
Kason Howell	11	8-3
Ryan Bliss	5	1-4
Will Holland	4	2-2
Everett Lau	3	3-0
Edouard Julien	3	1-2
Chase Hall	1	1-0
Matt Scheffler	1	0-1
Devin Warner	1	1-0

9TH SPOT

Matt Scheffler	28	21-7
Will Holland	7	1-6
Chase Hall	5	3-2
Kason Howell	5	2-3
Ryan Bliss	4	2-2
Brody Moore	4	2-2
Ed Johnson	1	1-0
Judd Ward	1	0-1

PITCHING NOTES

2019 BULLPEN BY NUMBERS

Total App.....	170
Saves/Opp.....	13/20
IR/IRS.....	157/63
BA Against.....	.250
ERA.....	4.03

SAVES/OPP

Elliott Anderson.....	0/1
Richard Fitts.....	0/1
Brooks Fuller.....	2/2
Cody Greenhill.....	9/13
Blake Schilleci.....	0/1
Carson Skipper.....	2/2

INHERITED RUNNERS/SCORED

Elliott Anderson.....	12/9
Richard Fitts.....	12/6
Brooks Fuller.....	10/3
Peyton Glavine.....	5/1
Kyle Gray.....	8/4
Cody Greenhill.....	15/4
Bailey Horn.....	8/2
Will Morrison.....	24/7
Jack Owen.....	5/2
Blake Schilleci.....	12/5
Carson Skipper.....	9/6
Garrett Wade.....	7/3
Ryan Watson.....	28/11

1ST BATTER FACED/RETIRED

Elliott Anderson.....	22/12
Richard Fitts.....	11/6
Brooks Fuller.....	10/8
Kyle Gray.....	12/11
Cody Greenhill.....	22/15
Peyton Glavine.....	8/5
Bailey Horn.....	12/6
Will Morrison.....	22/16
Jack Owen.....	4/2
Blake Schilleci.....	11/8
Carson Skipper.....	9/5
Garrett Wade.....	8/4
Ryan Watson.....	19/13

RELIEF ERA

Jack Owen.....	0.66
Peyton Glavine.....	2.45
Richard Fitts.....	2.51
Brooks Fuller.....	2.87
Garrett Wade.....	2.89
Cody Greenhill.....	3.09
Elliott Anderson.....	3.13
Kyle Gray.....	3.94
Will Morrison.....	4.62
Ryan Watson.....	5.46
Bailey Horn.....	5.95
Blake Schilleci.....	7.56
Carson Skipper.....	8.56

BP SCORELESS IP (current/long)

Elliott Anderson.....	15.2
Davis Daniel.....	5.2
Richard Fitts.....	6.1
Brooks Fuller.....	1.1
Peyton Glavine.....	4.1
Kyle Gray.....	7.2
Cody Greenhill.....	3.0
Ryan Hoerter.....	2.0
Bailey Horn.....	1.1
Will Morrison.....	0.2
Jack Owen.....	1.2
Blake Schilleci.....	6.1
Carson Skipper.....	3.1
Garrett Wade.....	3.1
Ryan Watson.....	2.0

2019 Auburn Baseball
Team Game-by-Game for Auburn (as of May 18, 2019)
Pitching (All games)

Date	Opponent	ip	h	r	er	bb	so	2b	3b	hr	wp	bk	hbp	dp	lbb	score	w-l	sv	era
Feb 15	GEORGIA SOUTHE	9.0	9	2	1	1	12	2	0	0	0	0	0	0	0	11-2	1-0	1	1.00
Feb 16	GEORGIA SOUTHE	13.0	12	7	7	3	11	1	0	2	4	0	1	1	1	5-7	1-1	1	3.27
Feb 17	GEORGIA SOUTHE	13.0	10	3	1	6	7	1	0	0	1	0	2	1	2	4-3	2-1	1	2.31
Feb 19	ALABAMA A&M	9.0	4	1	0	1	17	2	0	0	0	0	2	0	0	10-1	3-1	1	1.84
Feb 20	ALABAMA A&M	9.0	8	2	0	5	10	2	0	0	1	0	0	1	0	10-2	4-1	1	1.53
Feb 22	at UCF	9.0	5	1	1	4	10	1	0	0	0	0	1	0	0	4-1	5-1	2	1.45
Feb 23	at UCF	8.0	9	6	5	2	9	2	0	0	0	0	0	0	0	1-6	5-2	2	1.93
Feb 24	at UCF	9.0	11	9	9	3	3	1	0	4	0	0	2	2	0	13-9	6-2	2	2.73
Mar 01	CINCINNATI	9.0	2	0	0	0	15	1	0	0	0	0	0	0	0	5-0	7-2	2	2.45
Mar 02	CINCINNATI	9.0	3	0	0	1	11	1	0	0	0	0	0	0	0	5-0	8-2	3	2.23
Mar 02	CINCINNATI	9.0	8	5	4	1	11	3	0	2	1	0	0	0	0	9-5	9-2	4	2.38
Mar 05	UT MARTIN	9.0	10	9	6	5	3	5	0	0	0	0	2	0	0	15-9	10-2	4	2.66
Mar 06	UT MARTIN	9.0	3	0	0	3	15	0	0	0	2	0	1	0	0	2-0	11-2	5	2.47
Mar 08	TEXAS AT SAN AN	9.0	4	0	0	1	10	1	0	0	1	0	0	1	0	6-0	12-2	5	2.30
Mar 09	TEXAS AT SAN AN	9.0	4	0	0	0	7	0	0	0	0	0	0	1	0	5-0	13-2	5	2.15
Mar 09	TEXAS AT SAN AN	9.0	10	3	2	1	12	1	0	0	0	0	1	0	0	8-3	14-2	5	2.15
Mar 12	at South Alabama	9.0	6	2	2	5	16	0	0	2	0	1	0	0	0	6-2	15-2	5	2.14
*Mar 15	TENNESSEE	9.0	4	0	0	2	13	0	0	0	0	1	0	0	0	2-0	16-2	6	2.02
*Mar 16	TENNESSEE	9.0	6	2	2	3	8	0	0	1	0	0	0	0	0	5-2	17-2	6	2.02
*Mar 17	TENNESSEE	9.0	10	3	2	6	2	2	1	1	0	0	0	1	1	5-3	18-2	6	2.02
Mar 19	at UAB	9.0	7	5	4	7	9	2	0	0	0	0	0	0	0	13-5	19-2	6	2.11
*Mar 22	at Mississippi State	9.0	7	5	4	3	7	2	0	0	3	0	2	0	0	6-5	20-2	7	2.20
*Mar 23	at Mississippi State	8.0	20	15	14	8	7	5	0	1	1	0	0	1	0	2-15	20-3	7	2.70
*Mar 24	at Mississippi State	8.0	21	20	18	5	6	8	0	2	0	0	1	0	0	15-20	20-4	7	3.34
Mar 26	vs Alabama	8.0	10	6	5	8	5	3	0	0	1	0	1	1	1	3-6	20-5	7	3.42
*Mar 29	at South Carolina	9.0	4	2	1	3	8	0	0	1	0	0	0	1	0	4-2	21-5	8	3.33
*Mar 30	at South Carolina	8.0	4	4	2	7	8	1	0	1	2	0	0	0	0	0-4	21-6	8	3.29
*Mar 31	at South Carolina	9.0	11	5	5	4	4	2	0	2	1	0	0	1	0	7-5	22-6	9	3.35
Apr 02	GEORGIA TECH	9.0	9	9	9	9	9	3	0	0	3	0	2	0	0	3-9	22-7	9	3.55
*Apr 05	ARKANSAS	9.0	8	3	3	2	13	1	1	1	2	0	0	0	0	6-3	23-7	10	3.53
*Apr 05	ARKANSAS	15.0	14	9	8	11	20	3	1	2	2	0	1	0	2	6-9	23-8	10	3.59
*Apr 06	ARKANSAS	9.0	10	8	8	9	3	2	0	1	0	0	0	0	0	0-8	23-9	10	3.73
Apr 09	JACKSONVILLE ST	9.0	10	11	11	9	6	2	0	0	0	0	0	0	0	6-11	23-10	10	3.94
*Apr 12	at Texas A&M	8.0	8	4	4	1	10	4	0	0	2	0	0	1	0	0-4	23-11	10	3.96
*Apr 13	at Texas A&M	9.0	5	0	0	5	6	0	0	0	2	0	0	2	0	7-0	24-11	11	3.85
*Apr 14	at Texas A&M	8.0	8	4	4	1	8	0	0	1	1	0	0	0	0	1-4	24-12	11	3.86
Apr 16	at Georgia Tech	8.0	14	11	11	10	9	2	0	0	3	0	1	0	1	6-11	24-13	11	4.06
*Apr 18	OLE MISS	9.0	9	4	1	1	9	1	0	0	0	0	1	1	0	7-4	25-13	12	3.98
*Apr 19	OLE MISS	9.0	11	5	5	5	12	0	1	2	0	0	1	1	0	3-5	25-14	12	4.01
*Apr 20	OLE MISS	10.0	8	5	5	3	7	1	0	3	1	0	0	2	0	6-5	26-14	12	4.02
Apr 23	at Jacksonville Stat	9.0	10	2	2	5	13	1	0	1	1	0	1	0	0	14-2	27-14	12	3.97
*Apr 25	at Vanderbilt	8.0	13	12	8	9	10	4	0	1	4	1	1	0	0	6-12	27-15	12	4.08
*Apr 26	at Vanderbilt	8.0	13	5	5	4	6	4	0	1	2	0	0	3	0	2-5	27-16	12	4.11
*Apr 27	at Vanderbilt	8.0	15	9	7	4	8	2	1	1	0	0	1	1	0	5-9	27-17	12	4.18
*May 03	ALABAMA	9.0	7	1	1	3	5	1	0	0	1	0	1	3	0	5-1	28-17	12	4.11
*May 04	ALABAMA	9.0	11	7	5	6	8	2	0	0	0	0	1	1	0	6-7	28-18	12	4.13
*May 05	ALABAMA	9.0	14	7	7	3	7	1	0	2	2	0	0	0	0	17-7	29-18	12	4.19
*May 07	UAB	9.0	6	6	6	7	8	1	1	0	2	0	2	1	0	4-6	29-19	12	4.23
*May 10	GEORGIA	9.0	14	11	11	2	7	2	0	2	1	0	1	1	0	2-11	29-20	12	4.37
*May 11	GEORGIA	10.0	8	3	3	1	9	1	0	2	1	0	1	2	0	4-3	30-20	12	4.33
*May 11	GEORGIA	9.0	12	10	9	3	6	1	0	2	1	0	0	0	0	8-10	30-21	12	4.42
May 14	NORTH ALABAMA	11.0	12	7	7	6	13	5	0	0	1	0	2	1	0	8-7	31-21	12	4.45
*May 16	at LSU	8.0	10	7	6	0	3	0	0	3	0	0	0	0	0	1-7	31-22	12	4.49
*May 17	at LSU	8.0	9	5	5	2	7	1	0	0	2	0	1	1	0	1-5	31-23	12	4.51
*May 18	at LSU	11.0	11	4	3	3	6	3	0	0	1	0	2	1	0	5-4	32-23	13	4.46
Totals		502.0	501	286	249	222	484	97	6	44	53	2	37	34	7	320-286	32-23	13	4.46

AUBURN STARTING PITCHER BREAKDOWN

Starter	Quality		Run Support	RS/Start	Auburn Record
	GS	Starts			
T. Burns	13	6	28	2.2	9-4
B. Fuller	8	1	11	1.4	4-4
C. Skipper	8	0	24	3.0	5-3
G. Wade	7	0	16	2.3	4-3
J. Owen	6	2	14	2.3	4-2
R. Fitts	5	0	4	0.8	1-4
B. Horn	2	0	3	1.5	2-0
K. Gray	2	0	1	0.5	1-1
E. Anderson	2	0	5	2.5	0-2
D. Daniel	1	0	5	5.0	1-0
R. Watson	1	0	5	5.0	1-0

Auburn Overall Rankings			Auburn SEC-Only Rankings		
Category	Rank	No.	Category	Rank	No.
ERA	10th	4.46	ERA	10th	5.20
Opp BA	11th	.260	Opp BA	11th	.284
Hits Allowed	13th	501	Hits Allowed	12th	305
Walks	12th	222	Walks	13th	119
Strikeouts	10th	484	Strikeouts	11th	233

AUBURN PITCHING BREAKDOWN

STARTERS											RELIEVERS										
W-L	ERA	IP	H	R	ER	BB	K	HR	AVG	W-L	ERA	IP	H	R	ER	BB	K	HR	AVG		
12-14	5.05	213.2	230	143	120	89	233	21	.273	HOME	22-10	3.65	306.0	270	143	124	119	306	23	.235	
20-9	4.03	288.1	271	143	129	133	251	23	.250	ROAD	10-12	5.74	188.0	221	137	120	95	173	21	.293	
TOTALS	32-23	4.46	502.0	501	286	249	222	484	44	.260	NEUT.	0-1	5.62	8.0	10	6	5	8	5	0	.345

HITTING NOTES

2019 MULTI-HIT GAMES

	2	3	4	5+	Total
Ryan Bliss	14	3	-	-	17
Conor Davis	13	4	-	-	17
Rankin Woley	13	3	-	-	16
Judd Ward	11	4	-	-	15
Steven Williams	12	2	-	-	14
Kason Howell	11	2	-	-	13
Will Holland	7	4	1	-	12
Edouard Julien	10	2	-	-	12
Matt Scheffler	11	1	-	-	12
Everett Lau	1	1	-	-	2
Brody Moore	1	1	-	-	2
Devin Warner	-	1	-	-	1

CAREER MULTI-HIT GAMES

	2	3	4	5+	Total
Conor Davis	35	8	-	-	43
Will Holland	27	11	2	-	40
Steven Williams	19	8	3	-	30
Edouard Julien	22	6	-	-	28
Judd Ward	16	4	-	-	20
Ryan Bliss	14	3	-	-	17
Rankin Woley	13	3	-	-	16
Kason Howell	11	2	-	-	13
Matt Scheffler	11	1	-	-	12
Everett Lau	1	1	-	-	2
Brody Moore	1	1	-	-	2
Devin Warner	-	1	-	-	1

2019 MULTI-RBI GAMES

	2	3	4	5+	Total
Edouard Julien	9	5	1	-	15
Ryan Bliss	8	1	1	-	10
Rankin Woley	7	3	-	-	10
Conor Davis	4	1	2	-	7
Will Holland	6	1	-	-	7
Judd Ward	3	1	1	-	5
Steven Williams	2	3	-	-	5
Matt Scheffler	2	1	-	-	3
Kason Howell	1	1	-	-	2
Everett Lau	-	-	-	1	1
Devin Warner	-	1	-	-	1
Chase Hall	1	-	-	-	1

CAREER MULTI-RBI GAMES

	2	3	4	5+	Total
Edouard Julien	14	12	7	-	33
Conor Davis	15	5	4	1	25
Will Holland	16	8	2	-	26
Steven Williams	9	7	2	1	19
Ryan Bliss	8	1	1	-	10
Rankin Woley	7	3	-	-	10
Judd Ward	5	1	1	-	7
Matt Scheffler	2	1	-	-	3
Kason Howell	1	1	-	-	2
Chase Hall	1	-	-	-	1
Everett Lau	-	-	-	1	1
Devin Warner	-	1	-	-	1

CAREER STARTS

	Career	Consec.
Will Holland	159	25
Conor Davis	136	40
Steven Williams	119	14
Edouard Julien	113	51
Judd Ward	75	42
Ryan Bliss	55	55
Rankin Woley	53	8
Kason Howell	52	3
Matt Scheffler	49	14
Everett Lau	8	-
Chase Hall	6	-
Brody Moore	4	2
Ed Johnson	1	-
Devin Warner	1	-

TEAM NOTES

Auburn Overall SEC Rankings			Auburn SEC-Only Rankings		
Category	Rank	No.	Category	Rank	No.
Avg.	10th	.263	Avg.	9th	.244
Hits	9th	499	Hits	9th	251
2B	T-9th	93	2B	T-5th	46
HR	13th	39	HR	10th	21
BB	9th	232	BB	T-9th	99

2019 AUBURN HOME RUNS

No.	Player (#)	Opponent (Date)	On	Outs	Inn.	Pitcher
1	Edouard Julien (1)	Georgia Southern (2/17)	0	0	7th	Edwards (R)
2	Edouard Julien (2)	Alabama A&M (2/20)	0	0	5th	Mendoza (L)
3	Judd Ward (1)	Alabama A&M (2/20)	0	0	8th	Figueroa (R)
4	Edouard Julien (3)	Alabama A&M (2/20)	1	2	8th	Figueroa (R)
5	Edouard Julien (4)	at UCF (2/22)	1	0	2nd	Schuermann (L)
6	Conor Davis (1)	at UCF (2/24)	1	0	2nd	Spicer (R)
7	Steven Williams (1)	at UCF (2/24)	1	1	3rd	Spicer (R)
8	Rankin Woley (1)	at UCF (2/24)	0	2	4th	Sinclair (R)
9	Steven Williams (2)	Cincinnati (3/1)	1	1	7th	Shawver (L)
10	Ryan Bliss (1)	Cincinnati (3/2)	0	2	3rd	Batcho (L)
11	Edouard Julien (5)	UT Martin (3/5)	0	1	4th	Cannon (R)
12	Everett Lau (1)	UT Martin (3/5)	2	1	7th	O'Doherty (R)
13	Conor Davis (2)	UT Martin (3/6)	0	2	4th	Bullington (R)
14	Matt Scheffler (1)	UTSA (3/9)	0	2	5th	Foust (R)
15	Conor Davis (3)	at UAB (3/19)	3	2	5th	Wesson (R)
16	Steven Williams (3)	at Mississippi State (3/22)	0	1	6th	Small (L)
17	Rankin Woley (2)	at Mississippi State (3/22)	0	1	6th	Small (L)
18	Steven Williams (4)	at Mississippi State (3/24)	1	0	4th	Price (R)
19	Judd Ward (2)	at Mississippi State (3/24)	2	1	7th	Gordon (R)
20	Will Holland (1)	at South Carolina	1	1	2nd	Shook (R)
21	Edouard Julien (6)	at South Carolina	2	2	2nd	Tringali (R)
22	Will Holland (2)	Arkansas (4/5)	1	0	5th	Noland (R)
23	Edouard Julien (7)	Jacksonville State (4/9)	1	1	1st	Willingham (R)
24	Conor Davis (4)	at Texas A&M (4/13)	1	1	1st	Lacy (L)
25	Edouard Julien (8)	Ole Miss (4/18)	0	2	7th	Myers (R)
26	Conor Davis (5)	Ole Miss (4/19)	0	0	2nd	Nikhazy (L)
27	Will Holland (3)	Ole Miss (4/19)	0	2	4th	Nikhazy (L)
28	Conor Davis (6)	Ole Miss (4/19)	0	0	6th	Nikhazy (L)
29	Will Holland (4)	at Vanderbilt (4/25)	0	2	6th	Hickman (R)
30	Rankin Woley (3)	at Vanderbilt (4/27)	2	0	8th	Eder (L)
31	Steven Williams (5)	Alabama (5/5)	2	1	8th	Vainer (R)
32	Will Holland (5)	Alabama (5/5)	1	1	8th	Freeman (R)
33	Judd Ward (3)	Georgia (5/10)	0	2	5th	Locey (R)
34	Will Holland (6)	Georgia (5/11)	0	1	2nd	Hancock (R)
35	Steven Williams (6)	North Alabama (5/14)	2	2	2nd	Mancour (L)
36	Will Holland (7)	North Alabama (5/14)	0	2	5th	Stillman (R)
37	Will Holland (8)	at LSU (5/17)	0	0	5th	Marceaux (R)
38	Ryan Bliss (2)	at LSU (5/18)	0	1	6th	Peterson (R)
39	Matt Scheffler (2)	at LSU (5/18)	1	1	9th	Hess (R)

AUBURN CAREER HOME RUN BREAKDOWN

	1R	2R	3R	GS	Career	Home	Road	Last
Bliss	2	--	--	--	2	1	1	5/18/19
Davis	3	2	3	1	9	6	3	4/19/19
Holland	14	8	1	--	23	14	9	5/17/19
Julien	7	6	9	3	25	14	11	4/18/19
Lau	--	--	1	--	1	1	--	3/5/19
Scheffler	1	1	--	--	2	1	1	5/18/19
Ward	2	0	1	0	3	2	1	5/10/19
Williams	6	6	5	1	18	10	8	5/14/19
Woley	2	--	1	--	3	--	3	4/27/19

HITTING STREAKS

	Current	'19	Career
Ryan Bliss	1	10	10
Conor Davis	1	10	11
Matt Scheffler	1	10	10
Judd Ward	-	7	7
Edouard Julien	-	6	6
Will Holland	2	5	8
Kason Howell	-	5	5
Steven Williams	1	5	6
Rankin Woley	1	5	5
Ed Johnson	-	2	2
Everett Lau	-	2	2
Brody Moore	-	2	2
Chase Hall	-	2	2
Brett Olson	1	1	1
Devin Warner	-	1	1

REACHED BASE STREAKS

	Current	'19	Career
Steven Williams	1	19	25
Judd Ward	-	18	18
Conor Davis	1	17	19
Kason Howell	-	17	17
Rankin Woley	1	17	17
Matt Scheffler	1	13	13
Edouard Julien	-	11	14
Ryan Bliss	1	10	10
Will Holland	2	9	18
Everett Lau	-	5	5
Chase Hall	-	3	3
Ed Johnson	-	3	3
Brody Moore	-	2	2
Brett Olson	2	2	2
Devin Warner	-	1	1

BUNT HITS

Player	No.
Judd Ward	4
Ryan Bliss	3
Matt Scheffler	2
Kason Howell	1
Edouard Julien	1
TOTAL	11

SAC BUNTS

Player	No.
Judd Ward	6
Kason Howell	4
Steven Williams	4
Matt Scheffler	4
Will Holland	3
Ryan Bliss	2
TOTAL	23

SAC FLIES

Player	No.
Ryan Bliss	7
Kason Howell	5
Edouard Julien	5
Steven Williams	3
Rankin Woley	3
Matt Scheffler	2
Judd Ward	1
TOTAL	26

OUTFIELD ASSISTS

Player	No.
Judd Ward	7
Steven Williams	3
Kason Howell	2
Brody Moore	1
TOTAL	13

PINCH HITS

Player	No.
Ed Johnson	1
Everett Lau	1
Brody Moore	1
TOTAL	3

AUBURN 2019 GAME-BY-GAME STARTING LINEUPS

DATE	OPP	1	2	3	4	5	6	7	8	9	SP
2/15	Georgia Southern	Ward	Holland	Williams	Woley	Julien	Davis	Bliss	Howell	Scheffler	Daniel
2/16	Georgia Southern	Holland	Williams	Woley	Julien	Davis	Bliss	Howell	Scheffler	Ward	Burns
2/17	Georgia Southern	Ward	Holland	Williams	Woley	Julien	Davis	Bliss	Howell	Hall	Gray
2/19	Alabama A&M	Ward	Holland	Williams	Woley	Bliss	Howell	Lau	Hall	Johnson	Skipper
2/20	Alabama A&M	Ward	Woley	Williams	Davis	Julien	Bliss	Howell	Lau	Scheffler	Fuller
2/22	at UCF	Ward	Holland	Williams	Woley	Julien	Davis	Bliss	Howell	Scheffler	Burns
2/23	at UCF	Ward	Holland	Julien	Woley	Williams	Davis	Bliss	Howell	Hall	Gray
2/24	at UCF	Ward	Holland	Julien	Woley	Williams	Davis	Bliss	Howell	Scheffler	Horn
3/1	Cincinnati	Ward	Holland	Julien	Woley	Williams	Davis	Bliss	Howell	Scheffler	Burns
3/2	Cincinnati	Ward	Holland	Julien	Williams	Woley	Davis	Bliss	Howell	Scheffler	Owen
3/3	Cincinnati	Ward	Holland	Julien	Woley	Williams	Davis	Bliss	Howell	Scheffler	Skipper
3/5	UT Martin	Holland	Williams	Julien	Woley	Bliss	Lau	Howell	Ward	Scheffler	Horn
3/6	UT Martin	Holland	Williams	Julien	Woley	Bliss	Davis	Howell	Lau	Scheffler	Wade
3/8	UTSA	Holland	Williams	Julien	Woley	Bliss	Davis	Howell	Ward	Scheffler	Burns
3/9	UTSA	Holland	Williams	Julien	Woley	Bliss	Lau	Howell	Ward	Scheffler	Owen
3/10	UTSA	Holland	Williams	Julien	Woley	Bliss	Davis	Howell	Ward	Hall	Skipper
3/12	at South Alabama	Holland	Williams	Woley	Julien	Davis	Bliss	Howell	Ward	Scheffler	Wade
3/15	Tennessee*	Holland	Williams	Woley	Julien	Davis	Bliss	Howell	Ward	Scheffler	Burns
3/16	Tennessee*	Holland	Williams	Woley	Julien	Davis	Bliss	Howell	Ward	Scheffler	Owen
3/17	Tennessee*	Holland	Williams	Woley	Julien	Davis	Bliss	Howell	Ward	Scheffler	Skipper
3/19	at UAB	Holland	Williams	Woley	Julien	Davis	Bliss	Howell	Ward	Scheffler	Wade
3/22	at Mississippi State*	Holland	Williams	Woley	Julien	Davis	Bliss	Howell	Ward	Scheffler	Burns
3/23	at Mississippi State*	Holland	Williams	Woley	Julien	Davis	Bliss	Howell	Ward	Scheffler	Skipper
3/24	at Mississippi State*	Holland	Williams	Woley	Julien	Davis	Bliss	Howell	Ward	Scheffler	Anderson
3/26	vs. Alabama%	Holland	Williams	Woley	Julien	Davis	Bliss	Howell	Ward	Scheffler	Wade
3/29	at South Carolina*	Holland	Williams	Woley	Julien	Davis	Bliss	Howell	Ward	Scheffler	Burns
3/30	at South Carolina*	Ward	Howell	Julien	Woley	Williams	Davis	Holland	Bliss	Scheffler	Fuller
3/31	at South Carolina*	Ward	Howell	Julien	Woley	Williams	Davis	Holland	Bliss	Scheffler	Skipper
4/2	Georgia Tech	Ward	Howell	Julien	Woley	Williams	Davis	Holland	Bliss	Scheffler	Wade
4/4	Arkansas*	Ward	Howell	Woley	Julien	Davis	Williams	Bliss	Lau	Scheffler	Burns
4/5	Arkansas*	Ward	Howell	Woley	Julien	Davis	Williams	Holland	Bliss	Scheffler	Fuller
4/6	Arkansas*	Ward	Howell	Woley	Julien	Davis	Williams	Holland	Bliss	Hall	Fitts
4/9	Jacksonville State	Ward	Howell	Julien	Davis	Bliss	Scheffler	Williams	Holland	Moore	Wade
4/12	at Texas A&M*	Holland	Howell	Julien	Davis	Woley	Ward	Bliss	Williams	Scheffler	Burns
4/13	at Texas A&M*	Holland	Howell	Julien	Davis	Ward	Woley	Bliss	Williams	Scheffler	Fuller
4/14	at Texas A&M*	Ward	Howell	Julien	Davis	Scheffler	Woley	Bliss	Williams	Holland	Fitts
4/16	at Georgia Tech	Ward	Howell	Julien	Davis	Scheffler	Woley	Holland	Williams	Bliss	Skipper
4/18	Ole Miss*	Ward	Howell	Julien	Davis	Scheffler	Woley	Holland	Williams	Bliss	Wade
4/19	Ole Miss*	Ward	Howell	Julien	Woley	Scheffler	Davis	Williams	Holland	Bliss	Burns
4/20	Ole Miss*	Ward	Howell	Julien	Davis	Williams	Woley	Scheffler	Holland	Bliss	Fuller
4/23	at Jacksonville State	Ward	Bliss	Julien	Davis	Holland	Woley	Lau	Warner	Hall	Watson
4/25	at Vanderbilt*	Ward	Bliss	Julien	Davis	Scheffler	Woley	Howell	Williams	Holland	Burns
4/26	at Vanderbilt*	Ward	Bliss	Julien	Davis	Scheffler	Woley	Howell	Williams	Holland	Fitts
4/27	at Vanderbilt*	Ward	Bliss	Julien	Davis	Scheffler	Woley	Howell	Williams	Holland	Fuller
5/3	Alabama*	Ward	Bliss	Julien	Davis	Scheffler	Woley	Williams	Howell	Holland	Owen
5/4	Alabama*	Ward	Bliss	Julien	Davis	Scheffler	Woley	Williams	Howell	Holland	Fuller
5/5	Alabama*	Ward	Bliss	Julien	Davis	Scheffler	Williams	Howell	Holland	Moore	Fitts
5/7	UAB	Ward	Bliss	Julien	Davis	Scheffler	Woley	Williams	Howell	Holland	Skipper
5/10	Georgia*	Ward	Bliss	Julien	Davis	Scheffler	Woley	Holland	Williams	Howell	Owen
5/11	Georgia*	Ward	Bliss	Davis	Scheffler	Holland	Woley	Julien	Williams	Howell	Burns
5/12	Georgia*	Ward	Bliss	Davis	Holland	Scheffler	Woley	Julien	Williams	Moore	Fitts
5/14	North Alabama*	Ward	Bliss	Davis	Scheffler	Holland	Woley	Julien	Williams	Moore	Fuller
5/16	at LSU*	Ward	Bliss	Davis	Holland	Scheffler	Woley	Williams	Julien	Howell	Anderson
5/17	at LSU*	Ward	Bliss	Davis	Holland	Scheffler	Woley	Williams	Julien	Howell	Owen
5/18	at LSU*	Ward	Bliss	Davis	Holland	Scheffler	Woley	Williams	Julien	Howell	Burns

* - SEC Game

% - MAX Capital City Classic (Montgomery, Ala.)

AUBURN 2019 GAME-BY-GAME STARTERS

DATE	OPP	SP	C	1B	2B	3B	SS	LF	CF	RF	DH
2/15	Georgia Southern	Daniel	Scheffler	Woley	Bliss	Julien	Holland	Ward	Howell	Williams	Davis
2/16	Georgia Southern	Burns	Scheffler	Woley	Bliss	Julien	Holland	Ward	Howell	Williams	Davis
2/17	Georgia Southern	Gray	Hall	Woley	Bliss	Julien	Holland	Ward	Howell	Williams	Davis
2/19	Alabama A&M	Skipper	Hall	Woley	Bliss	Johnson	Holland	Ward	Howell	Williams	Lau
2/20	Alabama A&M	Fuller	Scheffler	Woley	Lau	Julien	Bliss	Ward	Howell	Williams	Davis
2/22	at UCF	Burns	Scheffler	Woley	Bliss	Julien	Holland	Ward	Howell	Williams	Davis
2/23	at UCF	Gray	Hall	Woley	Bliss	Julien	Holland	Ward	Howell	Williams	Davis
2/24	at UCF	Horn	Scheffler	Woley	Bliss	Julien	Holland	Ward	Howell	Williams	Davis
3/1	Cincinnati	Burns	Scheffler	Woley	Bliss	Julien	Holland	Ward	Howell	Williams	Lau
3/2	Cincinnati	Owens	Scheffler	Woley	Bliss	Julien	Holland	Ward	Howell	Williams	Davis
3/3	Cincinnati	Skipper	Scheffler	Woley	Bliss	Julien	Holland	Ward	Howell	Williams	Davis
3/5	UT Martin	Horn	Scheffler	Woley	Bliss	Julien	Holland	Ward	Howell	Williams	Lau
3/6	UT Martin	Wade	Scheffler	Woley	Bliss	Julien	Holland	Davis	Howell	Williams	Lau
3/8	UTSA	Burns	Scheffler	Woley	Bliss	Julien	Holland	Ward	Howell	Williams	Davis
3/9	UTSA	Owen	Scheffler	Woley	Bliss	Julien	Holland	Ward	Howell	Williams	Lau
3/10	UTSA	Skipper	Hall	Woley	Bliss	Julien	Holland	Ward	Howell	Williams	Davis
3/12	at South Alabama	Wade	Scheffler	Woley	Bliss	Julien	Holland	Ward	Howell	Williams	Davis
3/15	Tennessee*	Burns	Scheffler	Woley	Bliss	Julien	Holland	Ward	Howell	Williams	Davis
3/16	Tennessee*	Owen	Scheffler	Woley	Bliss	Julien	Holland	Ward	Howell	Williams	Davis
3/17	Tennessee*	Skipper	Scheffler	Woley	Bliss	Julien	Holland	Ward	Howell	Williams	Davis
3/19	at UAB	Wade	Scheffler	Woley	Bliss	Julien	Holland	Ward	Howell	Williams	Davis
3/22	at Mississippi State*	Burns	Scheffler	Woley	Bliss	Julien	Holland	Ward	Howell	Williams	Davis
3/23	at Mississippi State*	Skipper	Scheffler	Woley	Bliss	Julien	Holland	Ward	Howell	Williams	Davis
3/24	at Mississippi State*	Anderson	Scheffler	Woley	Bliss	Julien	Holland	Ward	Howell	Williams	Davis
3/26	vs. Alabama^	Wade	Scheffler	Woley	Bliss	Julien	Holland	Ward	Howell	Williams	Davis
3/29	at South Carolina*	Burns	Scheffler	Woley	Bliss	Julien	Holland	Ward	Howell	Williams	Davis
3/30	at South Carolina*	Fuller	Scheffler	Woley	Bliss	Julien	Holland	Ward	Howell	Williams	Davis
3/31	at South Carolina*	Skipper	Scheffler	Woley	Bliss	Julien	Holland	Ward	Howell	Williams	Davis
4/2	Georgia Tech	Wade	Scheffler	Woley	Bliss	Julien	Holland	Ward	Howell	Williams	Davis
4/4	Arkansas*	Burns	Scheffler	Woley	Lau	Julien	Bliss	Ward	Howell	Williams	Davis
4/5	Arkansas*	Fuller	Scheffler	Woley	Bliss	Julien	Holland	Ward	Howell	Williams	Davis
4/6	Arkansas*	Fitts	Hall	Woley	Bliss	Julien	Holland	Ward	Howell	Williams	Davis
4/9	Jacksonville State	Wade	Scheffler	Moore	Bliss	Julien	Holland	Ward	Howell	Williams	Davis
4/12	at Texas A&M*	Burns	Scheffler	Woley	Bliss	Julien	Holland	Ward	Howell	Williams	Davis
4/13	at Texas A&M*	Fuller	Scheffler	Woley	Bliss	Julien	Holland	Ward	Howell	Williams	Davis
4/14	at Texas A&M*	Fitts	Scheffler	Woley	Bliss	Julien	Holland	Ward	Howell	Williams	Davis
4/16	at Georgia Tech	Skipper	Scheffler	Woley	Bliss	Julien	Holland	Ward	Howell	Williams	Davis
4/18	Ole Miss*	Wade	Scheffler	Woley	Bliss	Julien	Holland	Ward	Howell	Williams	Davis
4/19	Ole Miss*	Burns	Scheffler	Woley	Bliss	Julien	Holland	Ward	Howell	Williams	Davis
4/20	Ole Miss*	Fuller	Scheffler	Woley	Bliss	Julien	Holland	Ward	Howell	Williams	Davis
4/23	at Jacksonville State	Watson	Hall	Woley	Bliss	Julien	Holland	Davis	Ward	Warner	Lau
4/25	at Vanderbilt*	Burns	Scheffler	Woley	Bliss	Julien	Holland	Ward	Howell	Williams	Davis
4/26	at Vanderbilt*	Fitts	Scheffler	Woley	Bliss	Julien	Holland	Ward	Howell	Williams	Davis
4/27	at Vanderbilt*	Fuller	Scheffler	Woley	Bliss	Julien	Holland	Ward	Howell	Williams	Davis
5/3	Alabama*	Owen	Scheffler	Woley	Bliss	Julien	Holland	Ward	Howell	Williams	Davis
5/4	Alabama*	Fuller	Scheffler	Woley	Bliss	Julien	Holland	Ward	Howell	Williams	Davis
5/5	Alabama*	Fitts	Scheffler	Moore	Bliss	Julien	Holland	Ward	Howell	Williams	Davis
5/7	UAB	Skipper	Scheffler	Woley	Bliss	Julien	Holland	Ward	Howell	Williams	Davis
5/10	Georgia*	Owen	Scheffler	Woley	Bliss	Julien	Holland	Ward	Howell	Williams	Davis
5/11	Georgia*	Burns	Scheffler	Woley	Bliss	Julien	Holland	Ward	Howell	Williams	Davis
5/12	Georgia*	Fitts	Scheffler	Woley	Bliss	Julien	Holland	Moore	Ward	Williams	Davis
5/14	North Alabama*	Fuller	Scheffler	Woley	Bliss	Julien	Holland	Moore	Ward	Williams	Davis
5/16	at LSU*	Anderson	Scheffler	Woley	Bliss	Julien	Holland	Ward	Howell	Williams	Davis
5/17	at LSU*	Owen	Scheffler	Woley	Bliss	Julien	Holland	Ward	Howell	Williams	Davis
5/18	at LSU*	Burns	Scheffler	Woley	Bliss	Julien	Holland	Ward	Howell	Williams	Davis

* - SEC Game

^ - MAX Capital City Classic (Montgomery, Ala.)

OVERALL STATS



**2019 Auburn Baseball
Overall Statistics for Auburn (as of May 18, 2019)
(All games Sorted by Batting avg)**



Record: 32-23 Home: 22-10 Away: 10-12 Neutral: 0-1 SEC: 14-16

Player	avg	gp-gs	ab	r	h	2b	3b	hr	rbi	tb	slg%	bb	hp	so	gdp	ob%	sf	sh	sb-att	po	a	e	fld%
24 Davis, Conor	.298	52-51	205	30	61	9	1	6	32	90	.439	16	3	52	3	.357	0	0	2-2	4	0	0	1.000
9 Bliss, Ryan	.277	55-55	206	41	57	10	1	2	32	75	.364	27	2	38	5	.355	7	2	10-12	88	145	5	.979
4 Woley, Rankin	.275	53-53	211	27	58	14	1	3	36	83	.393	16	5	53	7	.336	3	0	2-2	423	37	1	.998
1 Ward, Judd	.274	55-54	208	36	57	10	2	3	26	80	.385	33	7	44	0	.390	1	6	5-7	111	7	5	.959
6 Scheffler, Matt	.274	51-49	179	28	49	10	0	2	25	65	.363	15	6	18	2	.347	2	4	5-6	418	45	6	.987
16 Howell, Kason	.258	52-52	186	23	48	8	0	0	25	56	.301	18	6	45	2	.335	5	4	13-15	141	2	3	.979
17 Holland, Will	.249	53-53	193	40	48	9	0	8	27	81	.420	28	12	49	4	.378	0	3	14-17	55	136	11	.946
41 Williams, Steven	.235	54-54	196	33	46	6	2	6	23	74	.378	32	3	49	2	.346	3	4	3-3	101	3	3	.972
10 Julien, Edouard	.232	54-54	198	41	46	13	1	8	45	85	.429	38	7	68	1	.367	5	0	3-5	29	68	9	.915

38 Olson, Brett	1.000	2-0	1	0	1	0	0	0	0	1	1.000	1	0	0	0	1.000	0	0	0-0	1	0	0	1.000
19 Moore, Brody	.333	13-4	27	6	9	1	1	0	4	12	.444	2	0	5	2	.379	0	0	0-1	26	6	0	1.000
7 Johnson, Ed	.286	6-1	7	0	2	0	0	0	0	2	.286	1	0	2	0	.375	0	0	0-0	4	1	1	.833
3 Warner, Devin	.273	8-1	11	1	3	0	0	0	3	3	.273	0	1	4	0	.333	0	0	0-0	1	0	0	1.000
2 Lau, Everett	.250	19-8	40	7	10	2	0	1	8	15	.375	4	1	12	2	.333	0	0	1-1	5	4	0	1.000
11 Hall, Chase	.174	12-6	23	2	4	1	0	0	3	5	.217	1	2	7	2	.269	0	0	0-0	63	2	2	.970
5 Eaton, Jarrett	.000	11-0	3	4	0	0	0	0	0	0	.000	0	0	1	0	.000	0	0	1-1	4	0	0	1.000
21 Henderson, Jackso	.000	4-0	2	1	0	0	0	0	0	0	.000	0	0	2	0	.000	0	0	0-0	1	0	0	1.000
Totals	.263	55	1896	320	499	93	9	39	289	727	.383	232	55	449	32	.356	26	23	59-72	1506	530	56	.973
Opponents	.260	55	1929	286	501	97	6	44	256	742	.385	222	37	484	25	.345	17	25	61-77	1484	543	66	.968

LOB - Team (428), Opp (438). DPs turned - Team (34), Opp (38). IBB - Team (12), Julien, E. 5, Williams, S. 3, Howell, K. 2, Holland, W. 1, Bliss, R. 1, Opp (7). Picked off - Howell, K. 2, Scheffler, M 2, Holland, W. 1, Ward, J. 1.

(All games Sorted by Earned run avg)

Player	era	w-l	app	gs	cg	sho	sv	ip	h	r	er	bb	so	2b	3b	hr	b/avg	wp	hp	bks	sfa	sha	
44 Owen, Jack	2.37	4-2	10	6	1	1/1	0	49.1	39	14	13	8	46	5	0	2	.218	2	2	0	1	2	
32 Burns, Tanner	2.80	4-3	13	13	1	1/2	0	74.0	57	27	23	20	95	14	1	6	.210	9	4	0	3	1	
20 Greenhill, Cody	3.09	2-2	22	0	0	0/3	9	46.2	42	20	16	12	36	9	1	2	.240	4	7	0	3	1	
18 Fuller, Brooks	4.12	2-2	18	8	0	0/1	2	43.2	37	28	20	35	35	4	1	5	.231	7	3	0	1	4	
14 Anderson, Elliott	4.13	5-2	24	2	0	0/2	0	52.1	55	30	24	21	53	12	0	5	.266	8	1	0	1	4	
43 Fitts, Richard	5.57	3-3	16	5	0	0/0	0	42.0	55	26	26	12	32	11	0	6	.320	4	2	0	0	1	

23 Glavine, Peyton	2.45	1-0	8	0	0	0/0	0	7.1	8	2	2	7	11	1	0	0	.267	0	0	0	0	0	
13 Daniel, Davis	4.50	0-0	1	1	0	0/0	0	2.0	4	2	1	0	4	0	0	0	.364	0	0	0	0	0	
33 Morrison, Will	4.62	0-0	22	0	0	0/1	0	25.1	24	13	13	10	15	7	0	2	.267	2	6	0	2	1	
40 Wade, Garrett	4.86	3-0	15	7	0	0/1	0	33.1	33	23	18	27	41	5	0	1	.260	5	2	1	1	3	
36 Gray, Kyle	4.87	2-3	14	2	0	0/1	0	20.1	19	13	11	15	16	4	0	2	.241	3	5	0	1	2	
37 Watson, Ryan	5.18	1-1	20	1	0	0/1	0	33.0	37	20	19	16	32	7	0	2	.294	2	1	0	3	3	
29 Skipper, Carson	7.46	3-3	17	8	0	0/1	2	35.0	45	33	29	23	38	7	3	5	.306	2	2	1	0	1	
31 Schilleci, Blake	7.56	0-2	11	0	0	0/0	0	16.2	21	14	14	7	15	5	0	1	.313	3	0	0	1	1	
8 Horn, Bailey	8.57	2-0	14	2	0	0/0	0	21.0	25	21	20	9	15	6	0	5	.287	2	2	0	0	1	
Totals	4.46	32-23	55	55	2	7/5	13	502.0	501	286	249	222	484	97	6	44	.260	53	37	2	17	25	
Opponents	5.22	23-32	55	55	0	3/3	8	494.2	499	320	287	232	449	93	9	39	.263	64	55	9	26	23	

PB - Team (11), Scheffler, M 8, Hall, C. 3, Opp (6). Pickoffs - Team (6), Scheffler, M 1, Wade, G. 1, Skipper, C. 1, Anderson, E. 1, Greenhill, C 1, Fuller, B. 1, Opp (6). SBA/ATT - Scheffler, M (55-65), Wade, G. (9-12), Anderson, E. (6-9), Watson, R. (5-8), Morrison, W. (6-6), Burns, T. (4-6), Hall, C. (6-6), Skipper, C. (5-6), Horn, B. (4-5), Fitts, R. (4-5), Owen, J. (4-5), Fuller, B. (3-4), Gray, K. (4-4), Greenhill, C (3-3), Daniel, D. (2-2), Schilleci, B (1-1), Glavine, P. (1-1).

SEC STATS



2019 Auburn Baseball
Conference statistics for Auburn (as of May 18, 2019)
(SEC games only Sorted by Batting avg)



Record: 14-16 Home: 9-6 Away: 5-10 SEC: 14-16

Player	avg	gp-gs	ab	r	h	2b	3b	hr	rbi	tb	slg%	bb	hp	so	gdp	ob%	sf	sh	sb-att	po	a	e	fld%	
9 Bliss, Ryan	.288	30-30	111	24	32	4	0	1	17	39	.351	13	2	17	4	.364	3	1	6-7	55	93	4	.974	
1 Ward, Judd	.286	30-30	119	15	34	7	0	2	14	47	.395	13	2	27	0	.366	0	4	1-1	72	5	3	.963	
24 Davis, Conor	.278	30-30	115	18	32	5	1	3	14	48	.417	11	2	35	2	.352	0	0	1-1	1	0	0	1.000	
6 Scheffler, Matt	.264	29-29	106	15	28	6	0	1	16	37	.349	7	3	10	0	.325	1	2	1-2	221	22	4	.984	
17 Holland, Will	.245	29-29	102	20	25	4	0	7	18	50	.490	11	7	30	2	.358	0	2	5-7	38	79	8	.936	
16 Howell, Kason	.238	29-29	105	11	25	5	0	0	8	30	.286	7	4	29	2	.310	0	2	4-5	81	1	1	.988	
4 Woley, Rankin	.231	29-29	117	9	27	4	0	2	13	37	.316	6	2	28	3	.280	0	0	1-1	231	20	0	1.000	
41 Williams, Steven	.190	30-30	105	12	20	2	1	3	9	33	.314	15	1	32	1	.293	2	2	1-1	57	3	2	.968	
10 Julien, Edouard	.180	30-30	111	16	20	9	1	2	21	37	.333	15	3	42	0	.288	3	0	0-1	19	33	3	.945	

7 Johnson, Ed	1.000	2-0	1	0	1	0	0	0	0	1	1.000	0	0	0	0	1.000	0	0	0-0	1	0	1	.500	
11 Hall, Chase	.250	3-1	4	0	1	0	0	0	0	1	.250	0	0	3	0	.250	0	0	0-0	7	0	0	1.000	
19 Moore, Brody	.235	7-2	17	2	4	0	0	0	1	4	.235	0	0	4	2	.235	0	0	0-1	9	3	0	1.000	
2 Lau, Everett	.200	7-1	10	1	2	0	0	0	0	2	.200	1	0	3	1	.273	0	0	1-1	1	1	0	1.000	
3 Warner, Devin	.000	4-0	4	0	0	0	0	0	0	0	.000	0	0	3	0	.000	0	0	0-0	0	0	0	.000	
5 Eaton, Jarrett	.000	5-0	0	1	0	0	0	0	0	0	.000	0	0	0	0	.000	0	0	1-1	1	0	0	1.000	
Totals	.244	30	1027	144	251	46	3	21	131	366	.356	99	26	263	17	.324	9	13	22-29	810	300	32	.972	
Opponents	.284	30	1074	179	305	54	5	33	165	468	.436	119	16	233	17	.361	11	10	36-46	816	301	31	.973	

LOB - Team (214), Opp (241). DPs turned - Team (24), Opp (20). IBB - Team (6), Williams, S. 3, Julien, E. 1, Howell, K. 1, Bliss, R. 1, Opp (3). Picked off - Scheffler, M 1, Ward, J. 1.

(SEC games only Sorted by Earned run avg)

Player	era	w-l	app	gs	cg	sho	sv	ip	h	r	er	bb	so	2b	3b	hr	b/avg	wp	hp	bks	sfa	sha
20 Greenhill, Cody	3.28	2-2	16	0	0	0/2	7	35.2	34	16	13	10	30	7	1	2	.248	3	5	0	2	1
18 Fuller, Brooks	3.82	2-2	11	6	0	0/1	1	33.0	29	17	14	23	30	3	1	4	.238	6	2	0	1	3
32 Burns, Tanner	3.99	1-3	9	9	0	0/1	0	47.1	46	25	21	16	56	11	1	6	.251	8	3	0	3	1
44 Owen, Jack	4.81	1-2	6	4	0	0/0	0	24.1	25	13	13	6	17	3	0	2	.266	1	2	0	1	0
14 Anderson, Elliott	4.98	3-1	16	2	0	0/1	0	34.1	41	25	19	16	29	7	0	4	.293	7	0	0	1	4
43 Fitts, Richard	7.88	2-3	9	5	0	0/0	0	24.0	38	21	21	6	17	6	0	5	.362	4	0	0	0	0

33 Morrison, Will	2.45	0-0	10	0	0	0/0	0	11.0	10	3	3	2	6	3	0	1	.263	0	1	0	1	0
36 Gray, Kyle	2.45	1-0	5	0	0	0/0	0	7.1	5	2	2	5	3	1	0	1	.185	1	1	0	0	0
40 Wade, Garrett	5.14	0-0	6	1	0	0/0	0	7.0	9	7	4	5	8	2	0	0	.300	1	1	0	1	0
31 Schilleci, Blake	5.40	0-1	5	0	0	0/0	0	8.1	13	5	5	2	5	3	0	1	.361	0	0	0	0	0
37 Watson, Ryan	6.00	1-0	11	0	0	0/1	0	15.0	18	11	10	7	16	2	0	0	.316	0	0	0	1	1
23 Glavine, Peyton	9.00	0-0	3	0	0	0/0	0	2.0	4	2	2	4	2	0	0	0	.400	0	0	0	0	0
8 Horn, Bailey	9.28	1-0	7	0	0	0/0	0	10.2	12	12	11	5	6	2	0	4	.273	0	1	0	0	0
29 Skipper, Carson	16.20	0-2	7	3	0	0/0	0	10.0	21	20	18	12	8	4	2	3	.412	1	0	1	0	0
Totals	5.20	14-16	30	30	0	2/2	8	270.0	305	179	156	119	233	54	5	33	.284	32	16	1	11	10
Opponents	4.30	16-14	30	30	0	3/3	7	272.0	251	144	130	99	263	46	3	21	.244	23	26	1	9	13

PB - Team (6), Scheffler, M 5, Hall, C. 1, Opp (5). Pickoffs - Team (3), Wade, G. 1, Fuller, B. 1, Anderson, E. 1, Opp (2). SBA/ATT - Scheffler, M (33-37), Anderson, E. (5-8), Wade, G. (6-7), Watson, R. (3-5), Morrison, W. (5-5), Burns, T. (3-4), Gray, K. (3-3), Greenhill, C (3-3), Hall, C. (3-3), Fuller, B. (2-3), Fitts, R. (1-2), Horn, B. (1-2), Owen, J. (1-1), Schilleci, B (1-1), Skipper, C. (1-1), Glavine, P. (1-1).

HOME GAMES



**2019 Auburn Baseball
Overall Statistics for Auburn (as of May 15, 2019)
(Home games Sorted by Batting avg)**



Record: 22-10 Home: 22-10 Away: 0-0 SEC: 9-6

Player	avg	gp-gs	ab	r	h	2b	3b	hr	rbi	tb	slg%	bb	hp	so	gdp	ob%	sf	sh	sb-att	po	a	e	fld%	
24 Davis, Conor	.307	29-28	114	17	35	8	0	3	14	52	.456	10	0	28	2	.363	0	0	1-1	3	0	0	1.000	
17 Holland, Will	.303	30-30	109	28	33	5	0	5	17	53	.486	18	5	23	2	.424	0	1	11-13	28	78	6	.946	
6 Scheffler, Matt	.292	29-28	96	18	28	5	0	1	16	36	.375	10	5	10	1	.381	2	4	3-4	264	34	1	.997	
9 Bliss, Ryan	.284	32-32	116	28	33	3	1	1	21	41	.353	20	0	18	2	.371	7	2	9-11	51	86	4	.972	
10 Julien, Edouard	.278	31-31	115	28	32	7	1	6	30	59	.513	20	6	37	0	.403	3	0	2-4	16	45	6	.910	
4 Woley, Rankin	.277	30-30	119	14	33	10	1	0	27	45	.378	8	4	27	4	.338	2	0	1-1	249	28	1	.996	
16 Howell, Kason	.275	30-30	102	14	28	7	0	0	17	35	.343	15	3	29	1	.374	3	3	9-10	82	2	2	.977	
1 Ward, Judd	.248	32-31	117	20	29	6	0	2	9	41	.350	19	6	24	0	.378	1	5	2-4	67	4	1	.986	
41 Williams, Steven	.221	32-32	113	20	25	4	1	3	13	40	.354	20	3	30	1	.348	2	3	0-0	55	3	2	.967	

19 Moore, Brody	.292	9-4	24	3	7	0	1	0	3	9	.375	2	0	4	2	.346	0	0	0-1	25	3	0	1.000	
2 Lau, Everett	.273	15-7	33	5	9	1	0	1	7	13	.394	3	1	8	2	.351	0	0	1-1	5	4	0	1.000	
7 Johnson, Ed	.200	4-1	5	0	1	0	0	0	0	1	.200	1	0	1	0	.333	0	0	0-0	4	1	1	.833	
11 Hall, Chase	.176	7-4	17	0	3	1	0	0	2	4	.235	1	0	4	1	.222	0	0	0-0	40	2	1	.977	
3 Warner, Devin	.000	4-0	4	0	0	0	0	0	0	0	.000	0	0	3	0	.000	0	0	0-0	0	0	0	.000	
5 Eaton, Jarrett	.000	8-0	2	2	0	0	0	0	0	0	.000	0	0	0	0	.000	0	0	1-1	2	0	0	1.000	
21 Henderson, Jackso	.000	3-0	1	1	0	0	0	0	0	0	.000	0	0	1	0	.000	0	0	0-0	1	0	0	1.000	
38 Olson, Brett	.000	1-0	0	0	0	0	0	0	0	0	.000	1	0	0	0	1.000	0	0	0-0	0	0	0	.000	
Totals	.272	32	1087	198	296	57	5	22	176	429	.395	148	33	247	18	.370	20	18	40-51	918	330	31	.976	
Opponents	.235	32	1147	143	270	49	5	23	129	398	.347	119	23	306	13	.318	6	11	36-46	857	322	37	.970	

LOB - Team (251), Opp (245). DPs turned - Team (19), Opp (21). IBB - Team (8), Williams, S. 2, Howell, K. 2, Julien, E. 2, Holland, W. 1, Bliss, R. 1, Opp (6). Picked off - Howell, K. 2, Scheffler, M 2, Ward, J. 1.

(Home games Sorted by Earned run avg)

Player	era	w-l	app	gs	cg	sho	sv	ip	h	r	er	bb	so	2b	3b	hr	b/avg	wp	hp	bks	sfa	sha
20 Greenhill, Cody	1.91	2-1	13	0	0	0/2	4	28.1	21	9	6	8	25	4	0	2	.208	3	5	0	1	0
44 Owen, Jack	2.02	4-1	7	5	1	1/1	0	35.2	25	8	8	6	29	3	0	2	.200	1	1	0	0	2
32 Burns, Tanner	2.03	2-1	7	7	1	1/2	0	44.1	33	10	10	8	62	3	1	4	.206	3	1	0	1	0
14 Anderson, Elliott	3.52	4-1	14	0	0	0/2	0	30.2	28	12	12	11	33	7	0	3	.239	4	0	0	0	0
29 Skipper, Carson	4.50	2-2	10	5	0	0/1	2	26.0	27	16	13	7	31	3	3	3	.262	1	2	0	0	0
18 Fuller, Brooks	4.85	1-0	12	5	0	0/0	1	26.0	21	20	14	22	22	2	1	3	.216	2	2	0	1	3
43 Fitts, Richard	5.70	2-1	9	3	0	0/0	0	23.2	30	15	15	6	19	6	0	3	.313	1	1	0	0	1

23 Glavine, Peyton	0.00	0-0	4	0	0	0/0	0	3.0	3	0	0	3	5	1	0	0	.250	0	0	0	0	0
36 Gray, Kyle	1.93	2-1	8	1	0	0/1	0	14.0	10	5	3	11	11	2	0	0	.196	3	4	0	1	2
33 Morrison, Will	3.60	0-0	12	0	0	0/1	0	15.0	14	6	6	8	11	4	0	1	.259	1	3	0	0	0
40 Wade, Garrett	3.80	2-0	9	4	0	0/1	0	21.1	21	12	9	13	26	4	0	0	.250	5	2	0	1	1
37 Watson, Ryan	4.42	0-1	10	0	0	0/0	0	18.1	15	10	9	6	17	4	0	1	.224	0	0	0	1	1
13 Daniel, Davis	4.50	0-0	1	1	0	0/0	0	2.0	4	2	1	0	4	0	0	0	.364	0	0	0	0	0
8 Horn, Bailey	8.22	1-0	7	1	0	0/0	0	7.2	9	7	7	5	4	3	0	0	.290	1	2	0	0	0
31 Schilleci, Blake	9.90	0-1	7	0	0	0/0	0	10.0	9	11	11	5	7	3	0	1	.237	2	0	0	0	1
Totals	3.65	22-10	32	32	2	6/4	7	306.0	270	143	124	119	306	49	5	23	.235	27	23	0	6	11
Opponents	5.45	10-22	32	32	0	1/1	4	285.2	296	198	173	148	247	57	5	22	.272	50	33	7	20	18

PB - Team (4), Scheffler, M 4, Opp (2). Pickoffs - Team (3), Skipper, C. 1, Scheffler, M 1, Greenhill, C 1, Opp (5). SBA/ATT - Scheffler, M (30-37), Wade, G. (6-7), Burns, T. (4-6), Hall, C. (6-6), Morrison, W. (5-5), Anderson, E. (2-4), Owen, J. (3-4), Skipper, C. (2-3), Gray, K. (3-3), Watson, R. (2-3), Fitts, R. (2-3), Daniel, D. (2-2), Horn, B. (1-2), Fuller, B. (2-2), Greenhill, C (2-2).

AWAY & NEUTRAL GAMES



2019 Auburn Baseball
Overall Statistics for Auburn (as of May 19, 2019)
(Away & Neutral Sorted by Batting avg)



Record: 10-13 Home: 0-0 Away: 10-12 Neutral: 0-1 SEC: 5-10

Player	avg	gp-gs	ab	r	h	2b	3b	hr	rbi	tb	slg%	bb	hp	so	gdp	ob%	sf	sh	sb-att	po	a	e	fld%
1 Ward, Judd	.308	23-23	91	16	28	4	2	1	17	39	.429	14	1	20	0	.406	0	1	3-3	44	3	4	.922
24 Davis, Conor	.286	23-23	91	13	26	1	1	3	18	38	.418	6	3	24	1	.350	0	0	1-1	1	0	0	1.000
4 Woley, Rankin	.272	23-23	92	13	25	4	0	3	9	38	.413	8	1	26	3	.333	1	0	1-1	174	9	0	1.000
9 Bliss, Ryan	.267	23-23	90	13	24	7	0	1	11	34	.378	7	2	20	3	.333	0	0	1-1	37	59	1	.990
41 Williams, Steven	.253	22-22	83	13	21	2	1	3	10	34	.410	12	0	19	1	.344	1	1	3-3	46	0	1	.979
6 Scheffler, Matt	.253	22-21	83	10	21	5	0	1	9	29	.349	5	1	8	1	.303	0	0	2-2	154	11	5	.971
16 Howell, Kason	.238	22-22	84	9	20	1	0	0	8	21	.250	3	3	16	1	.283	2	1	4-5	59	0	1	.983
17 Holland, Will	.179	23-23	84	12	15	4	0	3	10	28	.333	10	7	26	2	.317	0	2	3-4	27	58	5	.944
10 Julien, Edouard	.169	23-23	83	13	14	6	0	2	15	26	.313	18	1	31	1	.317	2	0	1-1	13	23	3	.923

38 Olson, Brett	1.000	1-0	1	0	1	0	0	0	0	1	1.000	0	0	0	0	1.000	0	0	0-0	1	0	0	1.000
19 Moore, Brody	.667	4-0	3	3	2	1	0	0	1	3	1.000	0	0	1	0	.667	0	0	0-0	1	3	0	1.000
7 Johnson, Ed	.500	2-0	2	0	1	0	0	0	0	1	.500	0	0	1	0	.500	0	0	0-0	0	0	0	.000
3 Warner, Devin	.429	4-1	7	1	3	0	0	0	3	3	.429	0	1	1	0	.500	0	0	0-0	1	0	0	1.000
11 Hall, Chase	.167	5-2	6	2	1	0	0	0	1	1	.167	0	2	3	1	.375	0	0	0-0	23	0	1	.958
2 Lau, Everett	.143	4-1	7	2	1	1	0	0	1	2	.286	1	0	4	0	.250	0	0	0-0	0	0	0	.000
21 Henderson, Jackso	.000	1-0	1	0	0	0	0	0	0	0	.000	0	0	1	0	.000	0	0	0-0	0	0	0	.000
5 Eaton, Jarrett	.000	3-0	1	2	0	0	0	0	0	0	.000	0	0	1	0	.000	0	0	0-0	2	0	0	1.000
Totals	.251	23	809	122	203	36	4	17	113	298	.368	84	22	202	14	.336	6	5	19-21	588	200	25	.969
Opponents	.295	23	782	143	231	48	1	21	127	344	.440	103	14	178	12	.382	11	14	25-31	627	221	29	.967

LOB - Team (177), Opp (193). DPs turned - Team (15), Opp (17). IBB - Team (4), Julien, E. 3, Williams, S. 1, Opp (1). Picked off - Holland, W. 1.

(Away & Neutral Sorted by Earned run avg)

Player	era	w-l	app	gs	cg	sho	sv	ip	h	r	er	bb	so	2b	3b	hr	b/avg	wp	hp	bk	sfa	sha	
18 Fuller, Brooks	3.06	1-2	6	3	0	0/1	1	17.2	16	8	6	13	13	2	0	2	.254	5	1	0	0	1	
32 Burns, Tanner	3.94	2-2	6	6	0	0/0	0	29.2	24	17	13	12	33	11	0	2	.214	6	3	0	2	1	
20 Greenhill, Cody	4.91	0-1	9	0	0	0/1	5	18.1	21	11	10	4	11	5	1	0	.284	1	2	0	2	1	
14 Anderson, Elliott	4.98	1-1	10	2	0	0/0	0	21.2	27	18	12	10	20	5	0	2	.300	4	1	0	1	4	
43 Fitts, Richard	5.40	1-2	7	2	0	0/0	0	18.1	25	11	11	6	13	5	0	3	.329	3	1	0	0	0	

44 Owen, Jack	3.29	0-1	3	1	0	0/0	0	13.2	14	6	5	2	17	2	0	0	.259	1	1	0	1	0	
31 Schilleci, Blake	4.05	0-1	4	0	0	0/0	0	6.2	12	3	3	2	8	2	0	0	.414	1	0	0	1	0	
23 Glavine, Peyton	4.15	1-0	4	0	0	0/0	0	4.1	5	2	2	4	6	0	0	0	.278	0	0	0	0	0	
33 Morrison, Will	6.10	0-0	10	0	0	0/0	0	10.1	10	7	7	2	4	3	0	1	.278	1	3	0	2	1	
37 Watson, Ryan	6.14	1-0	10	1	0	0/1	0	14.2	22	10	10	10	15	3	0	1	.373	2	1	0	2	2	
40 Wade, Garrett	6.75	1-0	6	3	0	0/0	0	12.0	12	11	9	14	15	1	0	1	.279	0	0	1	0	2	
8 Horn, Bailey	8.78	1-0	7	1	0	0/0	0	13.1	16	14	13	4	11	3	0	5	.286	1	0	0	0	1	
36 Gray, Kyle	11.37	0-2	6	1	0	0/0	0	6.1	9	8	8	4	5	2	0	2	.321	0	1	0	0	0	
29 Skipper, Carson	16.00	1-1	7	3	0	0/0	0	9.0	18	17	16	16	7	4	0	2	.409	1	0	1	0	1	
Totals	5.74	10-13	23	23	0	1/1	6	196.0	231	143	125	103	178	48	1	21	.295	26	14	2	11	14	
Opponents	4.91	13-10	23	23	0	2/2	4	209.0	203	122	114	84	202	36	4	17	.251	14	22	2	6	5	

PB - Team (7), Scheffler, M 4, Hall, C. 3, Opp (4). Pickoffs - Team (3), Wade, G. 1, Anderson, E. 1, Fuller, B. 1, Opp (1). SBA/ATT - Scheffler, M (25-28), Anderson, E. (4-5), Watson, R. (3-5), Wade, G. (3-5), Horn, B. (3-3), Skipper, C. (3-3), Fitts, R. (2-2), Fuller, B. (1-2), Greenhill, C (1-1), Gray, K. (1-1), Morrison, W. (1-1), Owen, J. (1-1), Schilleci, B (1-1), Glavine, P. (1-1).

LAST FIVE GAMES



**2019 Auburn Baseball
Overall Statistics for Auburn (as of May 18, 2019)
(Last Five Sorted by Batting avg)**



Record: 2-3 Home: 1-1 Away: 1-2 SEC: 1-3

Player	avg	gp-gs	ab	r	h	2b	3b	hr	rbi	tb	slg%	bb	hp	so	gdp	ob%	sf	sh	sb-att	po	a	e	fld%	
9 Bliss, Ryan	.316	5-5	19	7	6	0	0	1	2	9	.474	3	0	1	1	.391	1	0	1-2	9	16	0	1.000	
17 Holland, Will	.250	5-5	20	4	5	1	0	2	4	12	.600	1	1	1	1	.318	0	0	1-1	8	14	2	.917	
4 Woley, Rankin	.222	5-5	18	2	4	1	0	0	3	5	.278	1	1	3	0	.286	1	0	0-0	44	4	0	1.000	
41 Williams, Steven	.222	5-5	18	2	4	1	2	1	4	12	.667	3	0	3	0	.333	0	0	0-0	5	0	1	.833	
19 Moore, Brody	.222	3-2	9	0	2	0	0	0	1	2	.222	1	0	3	0	.300	0	0	0-0	5	3	0	1.000	
24 Davis, Conor	.211	5-5	19	1	4	1	0	0	1	5	.263	3	0	10	0	.318	0	0	0-0	0	0	0	.000	
6 Scheffler, Matt	.200	5-5	20	3	4	1	0	1	5	8	.400	2	0	2	0	.273	0	0	0-0	34	4	0	1.000	
1 Ward, Judd	.190	5-5	21	2	4	0	0	0	0	4	.190	3	0	8	0	.292	0	0	0-0	19	0	0	1.000	
10 Julien, Edouard	.000	5-5	15	1	0	0	0	0	1	0	.000	2	1	6	0	.158	1	0	0-0	3	6	1	.900	
16 Howell, Kason	.000	3-3	11	0	0	0	0	0	0	0	.000	0	0	5	0	.000	0	0	0-0	11	0	0	1.000	

2 Lau, Everett	.500	2-0	2	0	1	0	0	0	1	1	.500	0	0	1	0	.500	0	0	0-0	0	0	0	.000	
5 Eaton, Jarrett	.000	1-0	0	1	0	0	0	0	0	0	.000	0	0	0	0	.000	0	0	0-0	0	0	0	.000	
Totals	.198	5	172	23	34	5	2	5	22	58	.337	19	3	43	2	.284	3	0	2-3	141	54	4	.980	
Opponents	.289	5	187	33	54	10	0	5	31	79	.422	14	5	35	3	.351	2	3	2-4	145	40	6	.969	

LOB - Team (29), Opp (37). DPs turned - Team (3), Opp (3). IBB - Team (1), Williams, S. 1.

(Last Five Sorted by Earned run avg)

Player	era	w-l	app	gs	cg	sho	sv	ip	h	r	er	bb	so	2b	3b	hr	b/avg	wp	hp	bk	sfa	sha		
32 Burns, Tanner	2.25	0-0	1	1	0	0/0	0	4.0	4	1	1	0	4	3	0	0	.250	0	1	0	0	0		
20 Greenhill, Cody	3.38	0-0	1	0	0	0/0	0	5.1	6	3	2	3	1	0	0	0	.316	1	1	0	2	1		
37 Watson, Ryan	4.50	1-0	2	0	0	0/0	0	4.0	4	3	2	2	4	0	0	0	.267	0	0	0	0	0		
8 Horn, Bailey	4.91	0-0	1	0	0	0/0	0	3.2	2	2	2	0	2	0	0	2	.143	0	0	0	0	0		
44 Owen, Jack	5.14	0-1	1	1	0	0/0	0	7.0	8	4	4	1	6	1	0	0	.286	1	1	0	0	0		
43 Fitts, Richard	5.68	0-0	2	1	0	0/0	0	6.1	7	4	4	2	8	3	0	1	.280	0	1	0	0	0		
14 Anderson, Elliott	6.43	0-1	2	1	0	0/0	0	7.0	11	6	5	1	3	0	0	1	.344	1	0	0	0	0		

36 Gray, Kyle	0.00	1-0	1	0	0	0/0	0	2.2	3	0	0	0	3	0	0	0	.273	0	1	0	0	0		
33 Morrison, Will	5.40	0-0	3	0	0	0/0	0	1.2	1	1	1	1	1	1	0	0	.167	0	0	0	0	0		
18 Fuller, Brooks	13.50	0-0	4	1	0	0/0	1	3.1	4	5	5	4	3	1	0	0	.333	1	0	0	0	1		
31 Schilleci, Blake	18.00	0-1	2	0	0	0/0	0	2.0	4	4	4	0	0	1	0	1	.444	1	0	0	0	1		
Totals	5.74	2-3	5	5	0	0/0	1	47.0	54	33	30	14	35	10	0	5	.289	5	5	0	2	3		
Opponents	3.35	3-2	5	5	0	0/0	1	48.1	34	23	18	19	43	5	2	5	.198	8	3	1	3	0		

PB - Team (0), Opp (1). SBA/ATT - Scheffler, M (2-3), Watson, R. (1-2), Horn, B. (1-1), Anderson, E. (0-1).

LAST 10 GAMES



2019 Auburn Baseball
Overall Statistics for Auburn (as of May 18, 2019)
(Last 10 Sorted by Batting avg)



Record: 4-6 Home: 3-4 Away: 1-2 SEC: 3-5

Player	avg	gp-gs	ab	r	h	2b	3b	hr	rbi	tb	slg%	bb	hp	so	gdp	ob%	sf	sh	sb-att	po	a	e	fld%	
17 Holland, Will	.436	10-10	39	11	17	3	0	4	11	32	.821	1	2	3	1	.476	0	0	1-1	17	26	3	.935	
9 Bliss, Ryan	.325	10-10	40	11	13	0	0	1	7	16	.400	4	0	3	1	.370	2	1	4-5	23	32	2	.965	
24 Davis, Conor	.316	10-10	38	7	12	3	0	0	4	15	.395	7	0	13	0	.422	0	0	0-0	1	0	0	1.000	
19 Moore, Brody	.250	7-3	20	2	5	0	0	0	2	5	.250	1	0	5	1	.286	0	0	0-1	13	4	0	1.000	
1 Ward, Judd	.220	10-10	41	5	9	1	0	1	3	13	.317	5	1	9	0	.319	0	2	0-1	31	1	0	1.000	
41 Williams, Steven	.212	10-10	33	5	7	1	2	2	7	18	.545	8	0	9	0	.366	0	0	0-0	12	1	2	.867	
6 Scheffler, Matt	.211	10-10	38	5	8	2	0	1	7	13	.342	4	0	4	0	.286	0	2	0-0	70	11	0	1.000	
4 Woley, Rankin	.188	9-9	32	4	6	2	0	0	5	8	.250	2	2	6	0	.270	1	0	0-0	74	8	0	1.000	
16 Howell, Kason	.143	8-8	21	2	3	2	0	0	4	5	.238	2	0	7	0	.208	1	1	0-0	25	0	0	1.000	
10 Julien, Edouard	.114	10-10	35	3	4	1	0	0	3	5	.143	3	2	15	0	.220	1	0	0-0	4	11	1	.938	

2 Lau, Everett	.250	4-0	4	0	1	0	0	0	1	1	.250	0	0	2	1	.250	0	0	0-0	0	0	0	.000	
3 Warner, Devin	.000	1-0	1	0	0	0	0	0	0	0	.000	0	0	1	0	.000	0	0	0-0	0	0	0	.000	
11 Hall, Chase	.000	1-0	1	0	0	0	0	0	0	0	.000	0	0	1	0	.000	0	0	0-0	2	0	0	1.000	
5 Eaton, Jarrett	.000	2-0	0	1	0	0	0	0	0	0	.000	0	0	0	0	.000	0	0	0-0	0	0	0	.000	
7 Johnson, Ed	.000	1-0	0	0	0	0	0	0	0	0	.000	0	0	0	0	.000	0	0	0-0	1	0	1	.500	
Totals	.248	10	343	56	85	15	2	9	54	131	.382	37	7	78	4	.329	5	6	5-8	279	104	10	.975	
Opponents	.286	10	374	67	107	17	1	11	62	159	.425	33	10	74	6	.358	2	4	10-14	278	98	9	.977	

LOB - Team (64), Opp (77). DPs turned - Team (8), Opp (6). IBB - Team (3), Williams, S. 2, Julien, E. 1.

(Last 10 Sorted by Earned run avg)

Player	era	w-l	app	gs	cg	sho	sv	ip	h	r	er	bb	so	2b	3b	hr	b/avg	wp	hp	bks	sfa	sha
36 Gray, Kyle	0.00	1-0	3	0	0	0/0	0	7.0	5	0	0	2	7	0	0	0	.185	2	2	0	0	0
20 Greenhill, Cody	1.74	1-1	3	0	0	0/0	0	10.1	10	5	2	5	6	0	0	0	.270	2	2	0	2	1
32 Burns, Tanner	3.72	0-0	2	2	0	0/0	0	9.2	10	4	4	0	8	3	0	2	.263	0	1	0	0	0
37 Watson, Ryan	6.14	1-0	5	0	0	0/0	0	7.1	7	6	5	5	6	0	0	0	.250	0	0	0	0	0
43 Fitts, Richard	6.30	0-0	3	2	0	0/0	0	10.0	14	7	7	2	11	3	0	2	.326	1	1	0	0	0
8 Horn, Bailey	7.36	1-0	4	0	0	0/0	0	7.1	6	6	6	2	4	1	0	2	.214	0	1	0	0	0
14 Anderson, Elliott	7.71	0-1	4	1	0	0/0	0	9.1	17	9	8	2	6	2	0	2	.378	2	0	0	0	0
44 Owen, Jack	8.44	0-2	2	2	0	0/0	0	10.2	15	10	10	2	9	2	0	1	.333	1	1	0	0	0

40 Wade, Garrett	0.00	0-0	2	0	0	0/0	0	2.2	0	0	0	2	4	0	0	0	.000	0	0	0	0	0
33 Morrison, Will	3.38	0-0	7	0	0	0/0	0	5.1	4	2	2	4	3	1	0	1	.222	0	0	0	0	0
18 Fuller, Brooks	9.95	0-0	5	2	0	0/0	1	6.1	7	7	7	6	6	2	0	0	.269	1	1	0	0	2
31 Schilleci, Blake	13.50	0-1	4	0	0	0/0	0	4.2	7	7	7	1	1	3	0	1	.350	2	0	0	0	1
29 Skipper, Carson	15.43	0-1	1	1	0	0/0	0	2.1	5	4	4	0	3	0	1	0	.455	0	1	0	0	0
Totals	6.00	4-6	10	10	0	0/0	1	93.0	107	67	62	33	74	17	1	11	.286	11	10	0	2	4
Opponents	4.86	6-4	10	10	0	0/0	3	92.2	85	56	50	37	78	15	2	9	.248	15	7	1	5	6

PB - Team (1), Scheffler, M 1, Opp (1). SBA/ATT - Scheffler, M (10-12), Skipper, C. (1-2), Wade, G. (2-2), Morrison, W. (2-2), Watson, R. (1-2), Horn, B. (1-2), Greenhill, C (1-1), Gray, K. (1-1), Fitts, R. (1-1), Anderson, E. (0-1).

GAMES SUMMARY



**2019 Auburn Baseball
Games Summary for Auburn (as of May 18, 2019)
(All games)**



Score by innings	1	2	3	4	5	6	7	8	9	EX	Total
Auburn	31	38	39	28	40	32	37	53	14	8	320
Opponents	39	38	29	42	27	28	27	40	8	8	286

Record when ...

Overall	32-23	After 6 leading	23-1
Conference	14-16 trailing	3-20
Non-Conference	18-7 tied	6-2
Home games	22-10	After 7 leading	25-1
Away games	10-12 trailing	2-18
Neutral site	0-1 tied	5-4
Day games	18-8	After 8 leading	30-1
Night games	14-15 trailing	1-21
vs Left starter	7-5 tied	1-1
vs Right starter	25-18	Hit 0 home runs	14-15
1-Run games	6-1	... 1 home run	10-6
2-Run games	5-4	... 2+ home runs	8-2
5+Run games	13-10	Opponent 0 home runs	20-9
Extra innings	5-2 1 home run	5-7
Shutouts	7-3 2+ HRs	7-7
Scoring 0-2 runs	2-10	Made 0 errors	14-6
..... 3-5 runs	11-6 1 error	9-8
..... 6-9 runs	11-6 2+ errors	9-9
..... 10+ runs	8-1	Opp. made 0 errors	9-9
Opponent 0-2 runs	16-0 1 error	12-6
..... 3-5 runs	12-6 2+ errors	11-8
..... 6-9 runs	4-10	Out-hit opponent	18-3
..... 10+ runs	0-7	Out-hit by opponent	8-18
Scored in 1st inning	11-4	Hits are tied	6-2
Opp. scored in 1st	12-9		
Scores first	14-8		
Opp. scores first	18-15		

Record when team scores:

Runs	0	1	2	3	4	5	6	7	8	9	10+
W-L	0-3	0-4	2-3	0-3	4-1	7-2	5-5	3-0	2-1	1-0	8-1

Record when opponent scores:

Runs	0	1	2	3	4	5	6	7	8	9	10+
W-L	7-0	3-0	6-0	5-0	2-3	5-3	0-3	2-3	0-1	2-3	0-7

Record when leading after:

Inn.	1	2	3	4	5	6	7	8
W-L	8-2	13-5	15-6	19-2	21-2	23-1	25-1	30-1

Record when trailing after:

Inn.	1	2	3	4	5	6	7	8
W-L	8-9	11-12	10-15	8-20	5-19	3-20	2-18	1-21

Record when tied after:

Inn.	1	2	3	4	5	6	7	8
W-L	16-12	8-6	7-2	5-1	6-2	6-2	5-4	1-1

Current winning streak: 1
 Longest winning streak: 15
 Longest losing streak: 4

Home attendance : 106225 (32 dates avg = 3319)
 Away attendance : 137005 (23 dates avg = 5956)
 Total attendance: 243230 (55 dates avg = 4422)

2019 vs TENNESSEE



2019 Auburn Baseball
Overall Statistics for Auburn (as of Mar 17, 2019)
(vs. Tennessee Sorted by Batting avg)



Record: 3-0 Home: 3-0 Away: 0-0 SEC: 3-0

Player	avg	gp-gs	ab	r	h	2b	3b	hr	rbi	tb	slg%	bb	hp	so	gdp	ob%	sf	sh	sb-att	po	a	e	fld%		
1 Ward, Judd	.375	3-3	8	0	3	0	0	0	1	3	.375	1	0	1	0	.444	0	0	0-0	7	1	0	1.000		
17 Holland, Will	.300	3-3	10	3	3	0	0	0	0	3	.300	2	0	2	1	.417	0	0	4-4	2	9	2	.846		
10 Julien, Edouard	.300	3-3	10	1	3	1	0	0	4	4	.400	2	0	4	0	.417	0	0	0-0	3	5	0	1.000		
6 Scheffler, Matt	.286	3-3	7	2	2	0	0	0	3	2	.286	1	1	0	0	.444	0	0	1-2	24	1	1	.962		
24 Davis, Conor	.273	3-3	11	1	3	1	0	0	0	4	.364	0	0	0	2	.273	0	0	0-0	0	0	0	.000		
41 Williams, Steven	.200	3-3	10	1	2	0	0	0	0	2	.200	1	0	4	0	.273	0	1	0-0	5	0	0	1.000		
16 Howell, Kason	.200	3-3	10	2	2	1	0	0	0	3	.300	0	1	4	0	.273	0	0	2-2	10	0	0	1.000		
4 Woley, Rankin	.167	3-3	12	0	2	0	0	0	1	2	.167	0	0	3	1	.167	0	0	1-1	26	3	0	1.000		
9 Bliss, Ryan	.000	3-3	9	2	0	0	0	0	0	0	.000	3	0	3	0	.250	0	0	1-1	2	9	0	1.000		

2 Lau, Everett	.000	1-0	1	0	0	0	0	0	0	0	.000	0	0	0	0	.000	0	0	1-1	0	0	0	.000		
5 Eaton, Jarrett	.000	1-0	0	0	0	0	0	0	0	0	.000	0	0	0	0	.000	0	0	1-1	0	0	0	.000		
Totals	.227	3	88	12	20	3	0	0	9	23	.261	10	2	21	4	.320	0	1	11-12	81	29	3	.973		
Opponents	.202	3	99	5	20	2	1	2	4	30	.303	11	1	23	0	.288	0	0	4-4	72	29	6	.944		

LOB - Team (17), Opp (25). DPs turned - Team (1), Opp (5). IBB - Team (0), Opp (1). Picked off - Scheffler, M 1.

(vs. Tennessee Sorted by Earned run avg)

Player	era	w-l	app	gs	cg	sho	sv	ip	h	r	er	bb	so	2b	3b	hr	b/avg	wp	hp	bks	sfa	sha
32 Burns, Tanner	0.00	0-0	1	1	0	0/1	0	6.2	4	0	0	1	9	0	0	0	.167	0	0	0	0	0
20 Greenhill, Cody	1.93	0-0	2	0	0	0/1	1	4.2	3	1	1	2	4	0	0	1	.188	0	1	0	0	0
44 Owen, Jack	2.25	0-0	1	1	0	0/0	0	4.0	2	1	1	0	4	0	0	1	.143	0	0	0	0	0
18 Fuller, Brooks	2.45	1-0	1	0	0	0/0	0	3.2	2	1	1	2	3	0	0	0	.154	0	0	0	0	0
29 Skipper, Carson	3.00	0-0	1	1	0	0/0	0	3.0	3	2	1	1	1	0	1	0	.250	0	0	0	0	0

14 Anderson, Elliott	0.00	1-0	2	0	0	0/1	0	1.2	2	0	0	2	1	0	0	0	.286	0	0	0	0	0
36 Gray, Kyle	0.00	1-0	1	0	0	0/0	0	1.2	1	0	0	2	0	1	0	0	.200	0	0	0	0	0
37 Watson, Ryan	0.00	0-0	1	0	0	0/0	0	1.0	2	0	0	0	1	0	0	0	.400	0	0	0	0	0
23 Glavine, Peyton	0.00	0-0	1	0	0	0/0	0	0.1	0	0	0	1	0	0	0	0	.000	0	0	0	0	0
43 Fitts, Richard	0.00	0-0	1	0	0	0/0	0	0.1	1	0	0	0	0	1	0	0	.500	0	0	0	0	0
Totals	1.33	3-0	3	3	0	1/1	1	27.0	20	5	4	11	23	2	1	2	.202	0	1	0	0	0
Opponents	3.00	0-3	3	3	0	0/0	0	24.0	20	12	8	10	21	3	0	0	.227	1	2	0	0	1

PB - Team (1), Scheffler, M 1. Pickoffs - Team (0), Opp (1). SBA/ATT - Scheffler, M (4-4), Burns, T. (2-2), Greenhill, C (1-1), Watson, R. (1-1).

TV/RADIO ROSTER



1 JUDD WARD



2 EVERETT LAU




3 DEVIN WARNER




4 RANKIN WOLEY



5 JARRETT EATON



6 MATT SCHEFFLER



7 ED JOHNSON



8 BAILEY HORN



9 RYAN BLISS



10 EDOUARD JULIEN



11 CHASE HALL



12 RYAN HOERTER



13 DAVIS DANIEL



14 ELLIOT ANDERSON



16 KASON HOWELL




17 WILL HOLLAND



18 BROOKS FULLER



19 BRODY MOORE



20 CODY GREENHILL



21 JACKSON HENDERSON



22 FORD LUTTRELL



23 PEYTON GLAVINE




24 CONOR DAVIS



25 DAWSON SWEATT



26 TROY BEARDEN



29 CARSON SKIPPER



31 BLAKE SCHILLECI



32 TANNER BURNS



33 WILL MORRISON



36 KYLE GRAY



37 RYAN WATSON




38 BRETT OLSON




40 GARRETT WADE



41 STEVEN WILLIAMS



43 RICHARD FITTS



44 JACK OWEN



30 BUTCH THOMPSON



35 KARL NONEMAKER



39 GABE GROSS



34 STEVE SMITH