



2021 AUBURN BASEBALL

AUBURN ATHLETICS COMMUNICATIONS: 392 SOUTH DONAHUE DRIVE || AUBURN, AL 36849 || AUBURNTIGERS.COM || @AUBURN_BASEBALL

2021 SCHEDULE

Day	Date	Opponent	Time/Result
FRI	FEB. 19	PRESBYTERIAN	W, 14-3
SAT	FEB. 20	PRESBYTERIAN	W, 6-1
SUN	FEB. 21	PRESBYTERIAN	W, 2-1 (10)
TUE	FEB. 23	ALABAMA A&M	W, 18-2 (7)
WED	FEB. 24	ALABAMA A&M	W, 33-0
Fri	Feb. 26	vs. Oklahoma	12 pm
Sat	Feb. 27	vs. Baylor	12 pm
Sun	Feb. 28	vs. Texas A&M	11 am
TUE	MAR. 2	JACKSONVILLE STATE	4 PM
FRI	MAR. 5	XAVIER	4 PM
SAT	MAR. 6	XAVIER (DH)	2 PM
SUN	MAR. 7	XAVIER	1 PM
Tue	Mar. 9	at UAB	6 pm
FRI	MAR. 12	LITTLE ROCK	4 PM
SAT	MAR. 13	LITTLE ROCK	2 PM
SUN	MAR. 14	LITTLE ROCK	1 PM
TUE	MAR. 16	LIPSCOMB	4 PM
Fri	Mar. 19	at Ole Miss*	6:30 pm
Sat	Mar. 20	at Ole Miss*	1:30 pm
Sun	Mar. 21	at Ole Miss*	1:30 pm
Tue	Mar. 23	vs. South Alabama	6 pm
FRI	MAR. 26	KENTUCKY*	6 PM
SAT	MAR. 27	KENTUCKY*	6 PM
SUN	MAR. 28	KENTUCKY*	1 PM
Thu	Apr. 1	at Arkansas*	6:30 pm
Fri	Apr. 2	at Arkansas*	6:30 pm
Sat	Apr. 3	at Arkansas*	2 pm
TUE	APR. 6	KENNESAW STATE	6 PM
FRI	APR. 9	MISSISSIPPI STATE*	6 PM
SAT	APR. 10	MISSISSIPPI STATE*	2 PM
SUN	APR. 11	MISSISSIPPI STATE*	2 PM
Tue	Apr. 13	at Georgia Tech	5 pm
Thu	Apr. 15	at Alabama*	6 pm
Fri	Apr. 16	at Alabama*	6 pm
Sat	Apr. 17	at Alabama*	1 pm
TUE	APR. 20	SAMFORD	6 PM
FRI	APR. 23	FLORIDA*	6 PM
SAT	APR. 24	FLORIDA*	11 PM
SUN	APR. 25	FLORIDA*	1 PM
Thu	Apr. 29	at Georgia*	6 pm
Fri	Apr. 30	at Georgia*	6 pm
Sat	May 1	at Georgia*	11 am
TUE	MAY 4	UAB	6 PM
THU	MAY 6	LSU*	6:30 PM
FRI	MAY 7	LSU*	7 PM
SAT	MAY 8	LSU*	2 PM
Tue	May 11	at Samford	6 pm
FRI	MAY 14	TEXAS A&M*	6 PM
SAT	MAY 15	TEXAS A&M*	2 PM
SUN	MAY 16	TEXAS A&M*	1 PM
TUE	MAY 18	NORTH ALABAMA	6 PM
Thu	May 20	at Missouri*	TBA
Fri	May 21	at Missouri*	TBA
Sat	May 22	at Missouri*	TBA

POSTSEASON		
May 25-30	SEC Tournament	TBA
June 4-7	NCAA Regionals	TBA
June 11-14	NCAA Super Regionals	TBA
June 19-30	NCAA College World Series	TBA

Home games in **BOLD CAPS**

All home games at Plainsman Park | All times central

GAMES 6-8

AUBURN, ALA. (Samford Stadium-Hitchcock Field at Plainsman Park)



#17 AUBURN TIGERS (5-0, 0-0 SEC)

Head Coach: Butch Thompson (Birmingham-Southern, 1992)

Career Record: 198-136 (7th season) | Record at Auburn: 159-115 (6th season)



#25 OKLAHOMA SOONERS (2-2, 0-0 BIG 12)

Head Coach: Skip Johnson (Texas-Pan American, 1990)

Career Record: 86-52 (4th season) | Record at Oklahoma: 86-52 (4th season)



BAYLOR BEARS (1-2, 0-0 BIG 12)

Head Coach: Steve Rodriguez (Pepperdine, 2001)

Career Record: 542-400 (18th season) | Record at Baylor: 141-100 (6th season)



TEXAS A&M AGGIES (2-3, 0-0 SEC)

Head Coach: Rob Childress (Northwood, 1990)

Career Record: 595-312-3 (16th season) | Record at TAMU: 595-312-3 (16th season)

» QUICK HITTERS

- Auburn scored a program record 33 runs against Alabama A&M Wednesday, eclipsing the previous mark of 32 runs scored against Troy on Mar. 2, 1994. The Tigers also matched the program record with 27 hits, previously coming in the same game against Troy.
- The Tigers are outscoring the opponent 73-7 through five games this season.
- Sixteen different players have recorded a hit and 15 position players have earned a start.
- Fourteen different pitchers have made an appearance and only four have allowed a run.
- Auburn leads the country runs (73), hits (74) and ranks in the top five in average (.398), on-base percentage (.496) and slugging (.683).
- The Tigers also rank third in the conference and seventh in the NCAA in ERA (1.02).

AUBURN

5-0, 0-0 SEC

Team Leaders

Batting Average:	R-SO OF Josh Hall (.692)
Runs:	SR IF Bryson Ware (12)
2B:	Four tied (2)
HR:	Two tied (2)
RBI:	SO IF Bryson Ware (11)
Stolen Bases:	R-SO OF Josh Hall (3-4)

OKLAHOMA

2-2, 0-0 BIG 12

Team Leaders

Batting Average:	R-FR C Jimmy Crooks (.400)
Runs:	Two tied (4)
2B:	R-FR IF Logan Kohler (2)
HR:	Two tied (2)
RBI:	R-SR IF Connor McKenna (6)
Stolen Bases:	Four tied (1-1)

BAYLOR

1-2, 0-0 BIG 12

Team Leaders

Batting Average:	FR OF Jared McKenzie (.467)
Runs:	FR OF Jared McKenzie (5)
2B:	Three tied (1)
HR:	FR OF Jared McKenzie (2)
RBI:	SR C Andy Thomas (6)
Stolen Bases:	FR IF Tre Richardson (3-3)

TEXAS A&M

2-3, 0-0 SEC

Team Leaders

Batting Average:	JR IF Will Frizzell (.368)
Runs:	Two tied (5)
2B:	Three tied (2)
HR:	JR IF Will Frizzell (3)
RBI:	JR IF Will Frizzell (5)
Stolen Bases:	GR OF Ray Alejo (2-2)

POTENTIAL STARTING LINEUP

Pos.	#	Player	AVG	AB	R	H	2B	3B	HR	RBI	SB-SBA	BB
C	41	Steven Williams	.357	14	5	5	2	0	0	5	0-0	5
1B	10	Tyler Miller	.333	15	4	5	0	0	1	7	0-0	2
2B	19	Brody Moore	.500	16	7	8	2	0	0	9	0-0	2
3B	4	Rankin Woley	.167	12	2	2	1	0	1	4	0-0	2
SS	9	Ryan Bliss	.500	10	3	5	1	0	1	2	0-0	1
LF	1	Judd Ward	.412	17	9	7	1	0	2	6	0-0	4
CF	5	Kason Howell	.200	15	3	3	1	0	0	3	2-2	4
RF	2	Josh Hall	.692	13	6	9	1	2	0	6	3-4	0
DH	8	Bryson Ware	.429	21	12	9	2	1	2	11	2-3	5



AUBURN'S RECORD WHEN...

	2021	Under Thompson
Overall	5-0	159-115
SEC	0-0	53-66
Non-Conference	5-0	94-39
Postseason	0-0	15-13
Home	5-0	111-49
Away	0-0	33-51
Neutral	0-0	13-13
Current streak	W5	W5
Last 5 games	5-0	5-0
Last 10 games	--	--

Situational:

AU scores first	4-0	105-38
Opp. scores first	1-0	54-77
AU scores 4+ runs	4-0	145-44
AU scores 3 runs or less	1-0	14-71
AU leads after 7 innings	4-0	130-10
8 innings	3-0	148-9
AU trails after 7 innings	0-0	11-88
8 innings	0-0	4-93
Game tied after 7 innings	1-0	16-14
8 innings	1-0	3-9
Extra Innings	1-0	7-10
1-run games	1-0	30-29
2-run games	0-0	17-8
3-run games	0-0	18-16
Games decided by 5+ runs	4-0	79-35
vs. LH Starter	1-0	49-34
vs. RH Starter	4-0	110-81
More hits than opponent	5-0	119-20
Fewer hits than opponent	0-0	25-87
Hits are tied	0-0	13-9
AU has 10+ hits	4-0	99-41
Opp. has 10+ hits	0-0	38-70
Hit a home run	4-0	102-37
Opp. hits a home run	2-0	63-69
AU quality start	0-0	54-18
Opp. quality start	0-0	19-47
AU commits no errors	2-0	69-29
Opp. commits no error	1-0	40-58

By Day:

Sunday	1-0	25-21
Monday	0-0	1-2
Tuesday	1-0	32-15
Wednesday	1-0	13-5
Thursday	0-0	5-11
Friday	1-0	39-24
Saturday	1-0	41-35
Day Games (first pitch before 6 p.m.)	5-0	97-60
Night Games (first pitch after 6 p.m.)	0-0	62-55
Doubleheaders	0-0	20-10

By Month:

February	5-0	40-10
March	0-0	56-26
April	0-0	31-36
May	0-0	21-35
June	0-0	10-7

By Jersey:

White	1-0	49-25
Blue	1-0	26-21
Orange	1-0	35-23
Gray	0-0	16-30
Pinstripes	2-0	23-14
Cream Throwback	0-0	8-2

UNIVERSITY INFORMATION

Location	Auburn, Ala.
Enrollment	30, 440
Founded	October 1, 1856
Nickname	Tigers
Colors	Burnt Orange and Navy Blue
President	Dr. Jay Gogue
Athletics Director	Allen Greene
Conference	Southeastern (SEC West)
Stadium / Capacity	Samford Stadium-Hitchcock Field at Plainsman Park / 4,096
Ticket Office Phone	855-282-2010

BASEBALL COACHING / SUPPORT STAFF

Head Coach	Butch Thompson (Birmingham-Southern, 1992)
Record at Auburn / Seasons	159-115 (.580) / 6th
Career Coaching Record / Seasons	198-136 (.593) / 7th
Assistant Coach	Karl Nonemaker (Vanderbilt, 2002)
Assistant Coach	Gabe Gross (Auburn, 2012)
Volunteer Assistant	Tim Hudson (Auburn)
Student Assistant	Dan Gamache (Auburn)
Director of Operations	Greg Drye (Southern Miss, 1998)
Special Asst. to Head Coach	Randall Dickey (Ouachita Baptist, 1983)
Player Development & Data Analyst	Blake Logan (Auburn, 2017)
Athletic Trainer	Anthony Sandersen (South Dakota State, 2004)
Strength & Conditioning	Chris Joyner (Minnesota State - Mankato, 2001)

PROGRAM HISTORY

Modern Era Program Record (since 1949)	1,968-1,348-4 (.593)
College World Series Appearances / Last	5 / 2019
College World Series Record	3-10 (.231)
NCAA Regional Appearances/ Last	22 / 2019
NCAA Regional Record	51-45 (.531)
NCAA Super Regional Appearances / Last	3 / 2019
NCAA Super Regional Record	3-5 (.375)
Last Postseason Opponent	Louisville / 2019 College World Series
Result	Lost, 5-3

POSTSEASON HISTORY

College World Series Appearances: 5 (1967, 1976, 1994, 1997, 2019)

Super Regional Appearances: 3 (1999, 2018, 2019)

NCAA Regional Appearances: 22 (1963, 1967, 1976, 1978, 1987, 1989, 1993-95, 1997-2003, 2005, 2010, 2015, 2017, 2018, 2019)

NCAA Regional Titles: 7 (1967, 1976, 1994, 1997, 1999, 2018, 2019)

MEDIA RELATIONS

Baseball Contact: George Nunnelley, Asst. Director - Athletics Comm.
Cell: 502-609-9982
Email: gnunnelley@auburn.edu
Twitter: @gnunnelley
Associate AD: Kirk Sampson

2021 AUBURN BASEBALL ROSTER

No.	Name	Pos.	Cl.	B/T	Ht.	Wt.	Exp.	Hometown (Previous School)
1	Judd Ward	OF	Sr.	L/R	6-1	195	3L	Russellville, Ala. (Russellville)
2	Josh Hall	OF	R-So	L/R	5-9	185	TR	Homewood, Ala. (Ole Miss)
3	Brayton Brown	OF	So.	R/R	5-9	190	1L	Selma, Ala. (Morgan Academy)
4	Rankin Woley	IF	Gr.	R/R	6-0	210	2L	Atlanta, Ga. (Chattahoochee Valley)
5	Kason Howell	OF	Jr.	R/R	6-0	185	2L	Argyle, Texas (Liberty Christian)
6	Bobby Peirce	OF	R-So.	R/R	6-2	195	JC	Scottsdale, Ariz. (South Mountain)
7	Cole Foster	IF	Fr.	S/R	6-1	190	HS	Plano, Texas (Plano Senior)
8	Bryson Ware	IF	So.	R/R	6-2	195	JC	Madison, Miss. (Pearl River)
9	Ryan Bliss	IF	Jr.	R/R	5-9	165	2L	LaGrange, Ga. (Troup)
10	Tyler Miller	IF/OF	Jr.	L/R	6-2	193	1L	Spanish Fort, Ala. (East Mississippi)
11	Kade Snell	LHP	Fr.	L/L	6-1	225	HS	Dothan, Ala. (Wicksburg)
12	Carter Frederick	RHP/OF	Fr.	R/R	6-4	225	HS	Chelsea, Ala. (Chelsea)
13	Ben Schorr	C	Fr.	R/R	6-1	205	HS	Columbus, Ga. (Columbus)
14	Brooks Fuller	LHP	Jr.	L/L	6-2	215	2L	Auburn Ala. (Auburn)
16	Cam Hill	LHP/IF	Fr.	L/L	6-3	210	HS	Madison, Ala. (Bob Jones)
17	Ryan Dyal	C	R-Fr.	L/R	6-0	190	HS	Senoia, Ga. (East Coweta)
18	Mason Barnett	RHP	So.	R/R	6-1	205	1L	Cartersville, Ga. (Cartersville)
19	Brody Moore	IF/UTL	Jr.	R/R	6-0	185	2L	Oneonta, Ala. (Oneonta)
20	Cody Greenhill	RHP	Sr.	R/R	6-4	216	3L	Russellville, Ala. (Russellville)
21	Trace Bright	RHP	So.	R/R	6-4	185	1L	Montgomery, Ala. (Trinity Presbyterian)
22	Garrett Wade	LHP	Jr.	L/L	6-2	205	2L	Hartselle, Ala. (Hartselle)
23	Peyton Glavine	LHP	R-Jr.	R/L	5-11	176	2L	Alpharetta, Ga. (Blessed Trinity)
24	Peyton Sybrandt	C	Fr.	L/R	6-3	210	HS	Baton Rouge, La. (Episcopal School)
25	Johnny Ceccoli	IF/OF	So.	L/R	6-2	210	1L	Tyler, Texas (All Saints Episcopal)
26	Hayden Mullins	LHP	So.	L/L	6-0	185	1L	Gallatin, Tenn. (Hendersonville)
27	Seb Thomas	RHP	So.	R/R	6-5	250	1L	Brookhaven, Ga. (Marist)
28	Nate LaRue	C	So.	R/R	6-3	210	1L	Mobile, Ala. (McGill-Toolen)
29	Carson Skipper	LHP	Jr.	L/L	6-3	210	2L	Trussville, Ala. (Hewitt-Trussville)
32	Carson Swilling	RHP	Fr.	R/R	6-1	185	HS	Smiths Station, Ala. (Smiths Station)
33	Will Morrison	RHP	R-So.	R/R	6-2	190	1L	Cullman, Ala. (Cullman)
34	John Samuel Shenker	IF	R-Jr.	R/R	6-3	250	1L	Albany, Ga. (Colquitt County)
36	Jack Sokol	RHP	Fr.	R/R	6-4	192	HS	New Albany, Ohio (New Albany)
40	Blake Burkhalter	RHP	So.	R/R	6-0	185	1L	Dothan, Ala. (Northview)
41	Steven Williams	OF	Sr.	L/R	6-3	216	3L	Albany, Ga. (Deerfield-Windsor)
43	Richard Fitts	RHP	Jr.	R/R	6-3	215	2L	Helena, Ala. (Helena)
44	Jack Owen	LHP	Sr.	L/L	6-2	204	3L	Aliso Viejo, Calif. (JSerra)
45	Joseph Gonzalez	RHP	Fr.	R/R	6-4	215	HS	Humacao, P.R. (Leadership Christian Academy)
47	Garrett Farquhar	IF	Sr.	R/R	5-11	185	1L	Hoover, Ala. (Shelton State)

COACHES & STAFF

30	Butch Thompson	Head Coach	Sixth Year
35	Karl Nonemaker	Assistant Coach	Fourth Year
39	Gabe Gross	Assistant Coach	Fourth Year
15	Tim Hudson	Volunteer Assistant Coach	Second Year
	Dan Gamache	Student Assistant Coach	Second Year
	Greg Drye	Director of Operations	Sixth Year
	Anthony Sandersen	Athletic Trainer	Fourth Year
	Blake Logan	Player Development & Data Analyst	Second Year
	Chris Joyner	Strength & Conditioning	Third Year

PRONUNCIATION GUIDE

Johnny CECCOLI	Suh-CO-lee
Ryan DYAL	DIAL
Garrett FARQUHAR	FAR-kwar
KASON Howell	KAY-son
Ben SCHORR	SHORE
John Samuel SHENKER	SHANK-er
Jack SOKOL	SOAK-ull
Peyton SYBRANDT	SIGH-brandt
Rankin WOLEY	WOE-lee

30 BUTCH THOMPSON HEAD COACH

THE AUBURN SKIPPER

- Eight College World Series appearances / 17 postseason appearances
- 2013 National Runner-up (Mississippi State)
- 2001 National Champion (Birmingham-Southern)
- 2014 Baseball America/ABCA National Assistant Coach of the Year
- 2006 FCA Coach of the Year
- Coached 16 pitchers who went on to pitch in the Major Leagues
- Recruited and coached 32 pitchers who were drafted out of college that weren't drafted out of high school

Butch Thompson enters his sixth season at the helm of the program in 2020, posting a record of 154-115 in his first five seasons. He led the program to the first College World Series appearance in 22 years in 2019 and has taken the Tigers to three straight regionals for the first time since 2001-03.

Butch Thompson was named Auburn's head baseball coach on October 22, 2015 and enters his sixth season with the Tigers in 2021.

Thompson, who spent three seasons as an assistant coach and recruiting coordinator at Auburn from 2006-08, returned to The Plains after seven seasons at Mississippi State as both associate head coach and pitching coach.

A native of Amory, Miss., Thompson has coached 30 Division I All-Americans and 39 all-conference performers. He has seen 16 of his former pitchers make their Major League Baseball debuts, including 10 since 2014. Thompson has also turned 32 pitchers who went undrafted out of high school into MLB draft picks.

Thompson had three pitchers drafted in the first 11 rounds in 2014 and five pitchers drafted, including three in the top 10 rounds, in 2013. He added a first-round selection in the 2016 draft, a third-round pick in Keegan Thompson in 2017 and the first No. 1 overall pick in program history in Casey Mize in 2018. With Tanner Burns also going as a supplemental first round pick in 2020, Auburn became one of four programs with a pair of pitchers drafted in the first round in the last three years.

Along with his pitching pedigree, Thompson is also considered one of the top recruiters in the country. Since 2003, he has secured 13 recruiting classes that were ranked in the top 10 by either Baseball America or Perfect Game, including the No. 5 signing class in 2017 and a program record No. 4 class in 2018. His classes signed from 2006-08 at Auburn each ranked in the top 18 nationally, including the No. 5 class in 2008, which included All-American and SEC Player of the Year Hunter Morris.

In 28 years of coaching at the collegiate level, including 19 in the Southeastern Conference, Thompson has coached eight College World Series participants, including leading the Tigers to the program's first trip to the College World Series in 22 years in 2019. Thompson has also coached one national champion and a national runner-up, won nine conference championships and made 17 postseason appearances. He has also served as an assistant under three National Coach of the Year recipients.

Thompson was named the 2006 Fellowship of Christian Athletes SEC Coach of the Year while at Auburn and the 2014 Baseball America and American Baseball Coaches Association (ABCA) National Assistant Coach of the Year while at Mississippi State.

Thompson has returned the Tigers to prominence in five seasons on The Plains as he has guided the team to a 154-115 overall record and three straight NCAA Tournament appearances for the first time since 2001-03, including back-to-back super regionals for the first time in program history. After advancing to the College World Series in 2019 and a winner-take-all game three in the Gainesville Super Regional in 2018, the Tigers have finished each of the last two full seasons ranked as high as No. 8 and No. 9, respectively. It marked the third time in program history the team has finished back-to-back seasons in the top 10.

Entering the 2019 postseason as the No. 2 seed in the Atlanta Regional, Auburn became the only program to sweep a regional on the road in each of the last two seasons before also becoming the first team to defeat North Carolina in a Chapel Hill Super Regional in 2019, punching its ticket to Omaha for the first time since 1997.

In seven seasons at MSU, Thompson made four NCAA regional trips, two Super Regionals, won the SEC Tournament and advanced to the College World Series finishing as NCAA runner-up in 2013. In three of his last four seasons in Starkville, the Bulldogs' staff ERA finished no higher than 3.06. Thompson's 2013 pitching staff was one of two nationally to finish in the top 15 in ERA, strikeouts per nine



innings and hits allowed per nine innings.

In addition to his experience at Auburn and Mississippi State, Thompson also spent four seasons at Georgia from 2002-05, including a trip to the College World Series in 2004. While there, he guided the development of future Major Leaguers Josh Fields, Mitchell Boggs and Brooks Brown.

Thompson launched his coaching career as pitching coach and top assistant at Huntingdon College (Ala.) in 1993, before returning to his alma mater in Birmingham, where he helped lead the Panthers to back-to-back Southern States Conference Championships and in 1995 coached BSC to its first NAIA World Series berth.

Thompson left BSC briefly to serve as head coach at Jefferson State Community College in Birmingham in 1997. While at JSCC, he was honored as the Regional Tournament Coach of the Year, the ABCA Alabama Junior College Coach of the Year and the Southeast Region Coach of the Year after guiding JSCC to a 39-21 mark, the AJCAA Region 22 State Championship and a third-place finish in the NJCAA Division II World Series.

He returned to Birmingham-Southern as top assistant the following season, beginning a four-year run during the most successful span in BSC baseball history. The Panthers won 196 games and four TranSouth Conference Championships and made three-consecutive appearances in the NAIA World Series. BSC's 2001 team posted a school-best 55-11 mark and captured the NAIA National Championship.

In 2002, Thompson joined the SEC baseball coaching fraternity as a pitching coach and recruiting coordinator at Georgia and has been a part of the league for the past 17 seasons.

Thompson currently serves as the large-school representative for the Alabama Baseball Coaches Association and is an All-American committee member representing the South region for the ABCA.

Thompson prepped at Amory (Miss.) High School and later starred as a pitcher at Itawamba (Miss.) Community College from 1989-90. On Oct. 25, 2014, Thompson was inducted into the ICC Athletic Hall of Fame.

He earned a Bachelor's Degree in History at BSC in 1992 and completed a Master's Degree in Sports Administration at UAB in 1996. He is married to the former Robin Ashe of Birmingham, Ala., and they are the parents of three daughters --- Anna, Olivia and Madelyn Gail.

NATIONAL POLLS

NEWS & NOTES

BASEBALL AMERICA

Feb. 22

1. Ole Miss*
2. Virginia
3. Miami
4. Vanderbilt
5. Louisville
6. Arkansas*
7. Florida*
8. Mississippi State*
9. Florida State
10. TCU
11. Duke
12. Texas Tech
13. LSU*
14. UCLA
15. N.C. State
16. South Carolina
17. Tennessee
18. Texas
19. UC Santa Barbara
20. Michigan
21. Georgia Tech*
22. Alabama*
23. Arizona
24. East Carolina
25. Oklahoma*

D1 BASEBALL

Feb. 23

1. Ole Miss*
2. Arkansas*
3. Vanderbilt
4. Louisville
5. Mississippi State*
6. Miami
7. Florida*
8. UCLA
9. UC Santa Barbara
10. Texas Tech
11. LSU*
12. Virginia
13. N.C. State
14. TCU
15. Georgia Tech*
16. Wake Forest
17. South Carolina
18. Tennessee
19. Texas
20. Oklahoma State
21. **AUBURN**
22. East Carolina
23. West Virginia
24. Florida State
25. Duke

USA TODAY

Preseason

1. Florida*
2. UCLA
3. Vanderbilt
4. Texas Tech
5. Ole Miss*
6. Louisville
7. Mississippi State*
8. Arkansas*
9. LSU*
10. Texas
11. TCU
12. N.C. State
13. UC Santa Barbara
14. Virginia
15. Miami
16. Tennessee
17. Georgia Tech*
18. Oklahoma State
19. Arizona
20. South Carolina
21. Florida State
22. West Virginia
23. East Carolina
24. Georgia*
25. Wake Forest

NCBWA

Feb. 23

1. Ole Miss*
2. Vanderbilt
3. Arkansas*
4. Louisville
5. Miami
6. Mississippi State*
7. Florida
8. N.C. State
9. UCLA
10. LSU*
11. UC Santa Barbara
12. Virginia
13. Texas Tech
14. TCU
15. Tennessee
16. South Carolina
17. Georgia Tech*
18. East Carolina
19. Florida State
20. Oklahoma State
21. Texas
22. **AUBURN**
23. Georgia*
24. Wake Forest
25. Duke

PERFECT GAME

Feb. 23

1. Ole Miss*
2. Louisville
3. Miami
4. Florida
5. Arkansas*
6. Vanderbilt
7. Virginia
8. Mississippi State*
9. Texas Tech
10. LSU*
11. UC Santa Barbara
12. East Carolina
13. UCLA
14. Indiana
15. N.C. State
16. Arizona State
17. **AUBURN**
18. Michigan
19. Arizona
20. Georgia Tech*
21. Duke
22. Florida State
23. Ohio State
24. Georgia*
25. TCU

COLLEGIATE BASEBALL

Feb. 22

1. Miami
2. Vanderbilt
3. Florida*
4. Ole Miss*
5. Arkansas*
6. Louisville
7. Georgia*
8. UC Santa Barbara
9. UCLA
10. Texas Tech
11. LSU*
12. Mississippi State*
13. N.C. State
14. Virginia
15. Arizona State
16. East Carolina
17. Oklahoma State
18. Michigan
19. TCU
20. South Carolina
21. Dallas Baptist
22. Clemson
23. Alabama*
24. Arizona
25. Florida State

AUBURN IN THE POLLS

BA D1 CB NC PG USA

Pre. NR 23 NR 25 17 NR
2/22 NR 21 NR 22 17 --

RECORD-SETTING PERFORMANCE

- Auburn set the program record with 33 runs in Wednesday's win against Alabama A&M, eclipsing the previous mark of 32 runs against Troy on Mar. 2, 1994.
- The Tigers also tied the program record with 27 hits in the contest, matching the previous record set in the same game against the Trojans.
- The team scored 14 runs in the fourth inning, coming up two runs shy of the program record.
- Twelve players recorded a hit in the game and 10 had two or more, including all nine in the starting lineup.
- Nine players drove in two or more runs, including four players with four or more RBI, led by Brody Moore's seven.
- The Tigers totaled 11 doubles in the game and three players had a pair of two-baggers. It marked the first time since 2010 the team hit 10 or more doubles in a game.
- Bryson Ware set the single-game program record by scoring six runs in the game.

WEALTH OF EXPERIENCE

- The Tigers return 12 position players, including seven players who started 10 or more games, and 10 pitchers from last year's team.
- The returning position players accounted for 76 percent of the runs, 77 percent of the RBI and 79 percent of the Tigers' hits in 2020.
- Despite losing two weekend starters in Tanner Burns and Bailey Horn, the returning pitchers accounted for 62 percent of the strikeouts, 66 percent of the innings pitched and 71 percent of the team's appearances in 2020.

ON THE ROAD AGAIN

- This weekend's trip to the Round Rock Classic marks Auburn's first road trip since the program's appearances in the 2019 College World Series.

HOME SWEET HOME

- Thirty-three games are scheduled to be played at Plainsman Park in 2021, including 13 of the first 17 contests.
- The Tigers are 92-34 (.730) at home since the start of the 2017 season and 69-21 (.767) at home since the start of the 2018 season.

NON-CONFERENCE SUCCESS

- Auburn is 57-15 (.792) against non-conference opponents in the regular season since 2018, including 34-6 (.850) on the weekend.

PROVEN VETERANS

- Seniors Cody Greenhill and Jack Owen are two of eight SEC pitchers with a career sub-4.00 ERA and 100+ IP.
- Greenhill has posted a 2.63 ERA in 133.2 IP while Owen has turned in a 3.76 clip in 124.1 IP.

PROLIFIC OFFENSE

- Auburn finished the shortened 2020 season as the national leader in batting average (.330) and also ranked in the top 10 in the country in hits (210), doubles (51), runs (158) and on-base percentage (.421).
- Through five games, the Tigers have scored 73 runs on 74 hits and are hitting .398 with a .496 on-base percentage.
- The team currently leads the country in runs, hits and doubles (18) and ranks fourth in average.

RACE TO 100

- First Team All-SEC duo Ryan Bliss (85 games) and Rankin Woley (83 games) collected the 100th hits of their Auburn career in Friday's season opener vs. Presbyterian.
- Bliss became the fastest Auburn player to arrive as a true freshman to reach 100 career hits since Jordan Ebert did it in 83 career games (2013-14).
- Comparatively, it took Auburn's career hits leader Jay Waggoner 92 games to record his 100th career hit.
- Auburn greets Gabe Gross, Frank Thomas and Josh Donaldson reached their 100th career hits in 70, 81 and 93 games, respectively.
- The Tigers now have four players with 100+ hits in an Auburn uniform - Williams (145) and Ward (121) - joining Wake Forest as the only other team in the country to have four players with 100+ hits.

GETTING IT STARTED

- Prior to Ryan Bliss missing two games this week, Judd Ward and Bliss had hit first and second in the Auburn lineup in 47 straight games dating back to 2019.
- During the 47-game span, the duo hit .318 (124-for-390) with 87 runs, 23 doubles, three triples, 11 home runs and 68 RBI.

SWING IT, STEVEN

- Senior outfielder Steven Williams ranks second among active SEC players in hits (145), home runs (23) and RBI (104).
- Williams would enter the top 10 in program history with 12 or more home runs this season.

A NEW ROLE

- Senior right-hander Cody Greenhill made his first career start and earned the win in the season opener vs. Presbyterian last Friday.
- Greenhill previously made 53 career relief appearances since 2018 and ranks sixth in program history in saves (19).

THE NEXT IN LINE?

- Junior right-hander Richard Fitts earned the attention of MLB scouts during the fall as has been tabbed as high as the No. 8 college prospect and No. 13 overall prospect for the 2021 MLB Draft.

FIRST ROUND FACTORY

- With Casey Mize going as the No. 1 overall pick in 2018 and Tanner Burns going as a supplemental first round pick last summer, Auburn became one of four programs with two first round picks in the last three years.

ALL-SEC

- Ryan Bliss and Rankin Woley held down the left side of the infield on the Preseason All-SEC Team selected by the leagues head coaches earlier this month.
- The tandem are the first shortstop and third baseman teammates to both be named First Team Preseason All-SEC since Dalton Guthrie and Jonathan India of Florida in 2017.

ALL-AMERICA

- Three Tigers have been represented on Preseason All-America teams in Ryan Bliss, Richard Fitts and Rankin Woley.
- Baseball America: Bliss and Fitts (3rd)
- Collegiate Baseball: Bliss and Woley (3rd)
- D1 Baseball: Fitts (2nd)
- NCBWA: Woley (2nd)
- Perfect Game: Bliss (3rd)

GOLDEN (ARM)

- Richard Fitts was also named to the USA Baseball Golden Spikes Award preseason Watch List last week.
- It marks the fourth straight season an Auburn pitcher has been named to the watch list as Fitts follows Casey Mize (2018) and Tanner Burns (2019, 2020).
- Auburn and LSU are the only two programs in the country to have a pitcher represented on the preseason watch list each of the last four seasons.

FRESH FACES

- Auburn's 2020 signing class includes 11 newcomers and was ranked as high as the No. 14 class in the country entering 2021.
- The class was highlighted by Cole Foster, who was rated by PBR as the No. 26 player in the class and was recently tabbed by Perfect Game as the No. 4 college prospect for the 2023 MLB Draft.
- Transfers Bryson Ware, Josh Hall and Bobby Peirce look to make an impact on the field at the plate, while freshmen Cam Hill and Joseph Gonzalez will look to carve out a role on the mound.

HISTORIC RUN

- Auburn's appearance in the 2019 College World Series was the team's fifth all-time and the first since 1997.
- The Tigers have been to three straight regionals for the first time since 2001-03 and two straight super regionals for the first time in program history.
- The team has won 118 games in the last three full seasons, marking the most wins in a three-year span since winning 124 games from 1999-2001.

MLB SUCCESS ON STAFF

- With the addition of 17-year MLB veteran Tim Hudson prior to the 2020 season, Auburn's coaching staff has 62 years of experience in professional baseball, including 32 years in the MLB.
- Other members of the coaching and support staff with professional experience include Gabe Gross, Karl Nonemaker, Dan Gamache, Chris Joyner and Anthony Sandersen.

ON THE DOORSTEP

- Hudson went on the Hall of Fame ballot in 2021 and earned enough votes to remain on the ballot in 2022.
- In his 17-year career, he posted a 222-133 record with a 3.49 ERA in his MLB career and is the winningest MLB pitcher in SEC history. Eligible for the Hall of Fame ballot next year, Hudson was a four-time All-Star and 2014 World Series champion with the San Francisco Giants. He is a member of the Atlanta Braves Hall of Fame and Alabama Sports Hall of Fame.

AUBURN IN THE MLB DRAFT

- The 2020 MLB Draft marked the 46th consecutive year Auburn had at least one player selected, tied for the longest active streak in the SEC.
- With Tanner Burns and Bailey Horn going in the first and fifth rounds, it marked the third time in program history two pitchers were drafted in the first five rounds, including the first time since 1997.
- It was also the fifth straight draft with a top-five-round pick, marking the second time in program history to accomplish the feat (1997-2001), and the fourth straight draft with a top-seven-round pitcher for the first time in program history.

THE LAST TIME...

BATTING SUPERLATIVES

5 hits in a game	Anfernee Grier at Kennesaw St. [5-for-6] (4/12/16)
6 hits in a game	Tyler Johnstone vs. Elon [6-for-7, 2B, 3B] (2/25/05)
Reached base 6 times	Bryson Ware vs. Alabama A&M [3-5, 3B] (2/24/21)
4 runs in a game	Judd Ward vs. Presbyterian (2/19/21)
5 runs in a game	Edouard Julien vs. Alabama A&M (4/3/18)
6 runs in a game	Bryson Ware vs. Alabama A&M (2/24/21)
10-game hitting streak	Rankin Woley, 10 games (2/22-3/8)
15-game hitting streak	Jonah Todd, 16 games, (4/8-5/7/17)
20-game hitting streak	A. Grier, 22 games, (5/31/15-3/22/16)
25-game hitting streak	Justin Fradejas, 27 games (3/23-5/7/10)
30-game hitting streak	Casey Dunn, 31 games (2/22 [G1]-4/15/97)
3 doubles in a game	Jordan Ebert vs. Southern (2/26/16)
4 doubles in a game	Ken Dempsey vs. Georgia (1971)
2 triples in a game	Jay Gonzalez vs. Alabama State (2/28/12)
3 triples in a game	never
2 home runs in one game	Ryan Bliss vs. Wright State (2/29/20)
3 home runs in one game	Tony Caldwell at Kentucky (4/9/11)
7 RBI in a game	Judd Ward vs. Alabama A&M (2/26/20)
8 RBI in a game	Justin Bryant at Georgia (3/19/10)
9 RBI in a game	Hunter Morris at Georgia (3/21/10)
10 RBI in a game	Bob Berry vs. Huntington (4/15/82)
Grand slam home run	Conor Davis at UAB (3/20/19)
Inside-the-park home run	Edouard Julien vs. Georgia Southern (2/17/19)
HR to begin game	Will Holland at #5 Ole Miss (5/12/18)
Two HR in one inning	Dan Glevenyak at Jacksonville State (8th) (5/7/13)
HR in consecutive at-bats	Conor Davis vs. Alabama A&M/Wright State (2/26-28/20)
HR in three consecutive at-bats	Edouard Julien vs. Alabama A&M/UCF (2/20-22/19)
HR in consecutive games	Conor Davis vs. Alabama A&M/Wright State (2/26-28/20)
HR in three consecutive games	Conor Davis vs. Alabama A&M/Wright State (2/25-28/20)
HR in four consecutive games	Trent Mummy (4/17-23/10)
HR in four consecutive SEC games	Joseph Sanders (5/10-15/08)
HR in five consecutive games	Mike Bianucci (5/2-9/08)
Walk-off HR	Tim Lemons (4/6-10/85)
Pinch-hit HR	Steven Williams at #7 Georgia Tech (6/1/19)
Pinch-hit grand slam	Johnny Ceccoli vs. Oakland (2/19/20)
HR in first at-bat of season	Edouard Julien vs. BYU (G1 - 3/3/18)
HR in both games of DH	Steven Williams vs. Longwood (2/17/18)
	Dylan Ingram at #7 Mississippi St. (4/29/17)
Hit for the cycle	Judd Ward [3B, 1B, HR, 2B] vs. Illinois-Chicago (G1 - 2/15/20)
Hit from both sides of plate in same inning	Damon Haecker [5th inn.] vs. Jacksonville St. (3/15/17)
Two hits in same inning	Brody Moore [1B, 1B] vs. Alabama A&M [1st] (2/23/21)
Stole home	Justin Hargett vs. Davidson (Gm 2) [4th] (G1 - 3/3/10)
Stole two bases in a game	Josh Hall vs. Alabama A&M (2/23/21)
Stole three bases in a game	Anfernee Grier vs. Southern (2/26/16)
Hit by a pitch 2 times in a game	Farquhar & Shenker vs. Illinois-Chicago (2) (G1 - 2/15/20)
Hit by a pitch 3+ times in a game	Dan Glevenyak at Alabama (4) (4/11/14)
Scored 20 or more runs	20 vs. Wright State (2/29/20)
Scored 25 or more runs	25 vs. Longwood (2/17/18)
Scored 30 or more runs	33 vs. Alabama A&M (2/24/21)
Scored 5 runs in an Inning	5, vs. Alabama A&M (6th) (2/24/21)
Scored 6 runs in an Inning	6, vs. Oakland (8th) (2/19/20)
Scored 7 runs in an Inning	7, vs. Chicago State (3rd) (3/8/20)
Scored 8 runs in an Inning	8, at UAB (5th) (3/19/19)
Scored 9 runs in an Inning	9, vs. Alabama (9th) (5/5/19)
Scored 10+ runs in an Inning	14, vs. Alabama A&M (4th) (2/24/21)
Recorded 10+ hits in an Inning	11, vs. Furman (5th) (2/12/00)
Scored in every inning	vs. Coppin State (3/18/14)
Recorded 15-19 hits	17, vs. Chicago State (3/8/20)
Recorded 20 or more hits	27, vs. Alabama A&M (2/24/21)
Hit 3 or more home runs in an inning	3, vs. Northeastern (6th) (G1 - 3/10/18)
Hit 3 or more home runs in a game	3, vs. #17 Ole Miss (4/19/19)
Hit 5 or more home runs in a game	6, vs. Northeastern (G1 - 3/10/18)
Hit 7 or more home runs in a game	7, vs. Mississippi State (5/8/10)
Hit back-to-back home runs	S. Williams & R. Woley at #4 Mississippi State (6th) (3/22/19)
Hit back-to-back-to-back home runs	B. Fletcher, H. Morris & K. Patterson vs. Mississippi State (5th) (5/8/10)
Had 5 doubles	5, vs. Oakland (2/19/20)
Had 6 doubles	6, vs. Georgia Tech (3/13/18)
Had 7 doubles	7, vs. Chicago State (3/8/20)
Had 8 doubles	8, vs. BYU (G1 - 3/3/18)
Had 9+ doubles	11, vs. Alabama A&M (2/24/21)
Stole 5 bases in a game	5, vs. Bethune-Cookman (5/6/14)
Stole 6 bases in a game	6, vs. #21 Tennessee (3/17/19)
Stole 7 bases in a game	7, vs. Presbyterian (5/8/12)
Stole 8 bases in a game	8, vs. Alcorn State (2/22/12)
Walked 10+ times	11, vs. Alabama A&M (2/24/21)
Did not strike out in a game	vs. Belmont (3/11/12)

PITCHING SUPERLATIVES

INDIVIDUAL	
Nine-inning no-hitter	Casey Mize vs. Northeastern (3/9/18)
Nine-inning no-hitter (combined)	Mike Mueller [2.0], Lee Carter [1.0], Brandon Channell [1.0], Reid Price [1.0], Andrew Skinner [1.0], Arnold Hughey [1.0], Ken Clayton [1.0], Cory Duettt [0.2], Sean Jones [0.1] vs. UAB (3/19/02)
Seven-inning no-hitter	Jason Johnson vs. LaGrange College (4/30/91)
Nine-inning perfect game	Eric Brandon vs. Murray State (3/2/02)
Seven-inning perfect game	Jason Johnson vs. LaGrange College (4/30/91)
Nine-inning one-hitter (individual)	Keegan Thompson vs. Presbyterian (3/1/14)
Nine-inning one-hitter (combined)	Tanner Burns [7.0], Cody Greenhill [2.0] vs. Chicago State (3/6/20)
Five-inning one-hitter	Kevin Davis [3.2], Jacob Milliman [1.1], vs. Radford (2/22/15)
Nine-inning two-hitter	Tanner Burns [9.0] vs. Cincinnati (3/1/19)
Complete game	Jack Owen vs. UTSA (3/9/19)
Complete game shutout	Jack Owen vs. UTSA (3/9/19)
Consecutive complete games	K. Thompson vs. Arkansas & LSU (4/4 & 4/11/15)
Struck out 10 batters	10 by Tanner Burns vs. Chicago State (3/6/20)
Struck out 11 batters	11 by Bailey Horn vs. Chicago State (3/8/20)
Struck out 12 batters	12 by Casey Mize at Kentucky (3/23/18)
Struck out 13 batters	13 by Casey Mize vs. Texas A&M (3/16/18)
Struck out 15 batters	15 by Tanner Burns vs. Cincinnati (3/1/19)
TEAM	
Struck out 15+ batters	Bailey Horn [11], Carson Skipper [2], Mason Barnett [3] vs. Chicago State (3/8/20)
Struck out 20+ batters	Brooks Fuller [4], Ryan Watson [4], Elliott Anderson [3], Cody Greenhill [4], Carson Skipper [3], Garrett Wade [2] vs. #9 Arkansas (4/5/19)
Struck out 15 batters consecutive games	vs. Ga State, at Missouri (4/5-7/16)
Shut out an opponent	33-0 vs. Alabama A&M (2/24/21)
Consecutive shutouts	6-0 vs. Wright State / 6-0 vs. Chicago State (3/1-6/20)
Three straight shutouts	2-0 vs. UT Martin / 6-0 vs. UTSA / 5-0 vs. UTSA (3/6-9/19)
Shut out an SEC opponent	7-0 at #12 Texas A&M (4/13/19)
Shut out an SEC opponent on the road	7-0 at #12 Texas A&M (4/13/19)
Consecutive SEC shutouts	5-0 and 4-0 at Miss. State (3/27-28/15)
Consecutive SEC shutouts on the road	5-0 and 4-0 at Miss. State (3/27-28/15)
Was shut out	4-0 at #12 Texas A&M (4/12/19)
Was held to one hit	vs. #24 Missouri (4/1/18)
Was no hit	vs. #13 Arkansas (5/25/17)
FIELDING SUPERLATIVES	
2 errors in a game	Will Holland at #7 Georgia Tech (6/1/19)
3 errors in a game	Luke Jarvis vs. Presbyterian (3/11/07)
4 errors in a game	Brett Burnham at Alabama (4/5/00)
3 double plays turned in a game	vs. Alabama (5/3/19)
4 double plays turned in a game	vs. Georgia Tech (4/4/17)
5 double plays turned in a game	never
Triple play (Auburn)	vs. Memphis (5/22/78)
Triple play (Opponent)	at Florida [4th] (3/15/08)
Threw a runner out at HP to end game	Will Holland vs. Presbyterian (3/12/17)
MISC. SUPERLATIVES	
Won 10 or more consecutive games	15 (2/24-3/22/19)
Won 15 or more consecutive games	15 (2/24-3/22/19)
Won 8 or more consecutive SEC games	9 (4/1-21/95)
Lost 5 or more consecutive games	7 (5/6-5/13/17)
Home winning streak	21 (1964-66)
Road winning streak	14 (1967/1995)
Season-opening winning streak	17 (2/7-3/5/97)
Extra-innings victory	2-1, vs. Presbyterian [10 inn] (2/21/21)
Extra-innings loss	6-9, vs. #9 Arkansas [15 inn] (G2 - 4/5/19)
Swept a 3-game series	vs. Presbyterian (2/19-21/21)
Swept a road series	at Alabama (4/20-21/18)
Swept a road SEC series	at Alabama (4/20-21/18)
Swept a SEC series	vs. #21 Tennessee (3/15-17/19)
Swept a 4-game series	Illinois-Chicago (2/14-16/20)
Swept a doubleheader	Illinois-Chicago (2/15/20)
Allowed 3 runs or fewer in a series	2, vs. Chicago State (3/6-8/20)
Allowed 3 runs or fewer in a SEC series	3 vs. Miss. State (3/27-29/15)
Allowed 4 runs or fewer in a series	3 vs. UTSA (3/8-9/19)
Allowed 4 runs or fewer in a SEC series	4 vs. Georgia (4/23-25/15)
Allowed 3 runs or fewer in a road series	3 vs. Miss. State (3/27-29/15)
Allowed 3 runs or fewer in a SEC road series	3 vs. Miss. State (3/27-29/15)
Overcome a deficit of 7+ runs	7 runs, [7-0, 12-8] vs. Florida A&M (2/22/17)
Won a 1-0 game	vs. Mercer (5/30/15) [NCAA Regional]
Lost a 1-0 game	vs. Ohio State (2/15/14)
Walk-off win	vs. Presbyterian [10 inn.] (2/21/21)
Walk-off loss	vs. #6 Mississippi State [9 inn.] (6/16/19)

HITTER PROFILES

9 • RYAN BLISS IF

5-9 • 165 • JR • LaGrange, Ga. • Troup County

- Ranks 2nd in NCAA with 33 multi-hit games since 2019
- Rated by Baseball America as the No. 76 overall prospect for the 2021 MLB Draft

YEAR	AVG	GP-GS	AB	R	H	2B	3B	HR	RBI	SB-A
2019	.281	66-66	249	50	70	11	1	3	37	11-13
2020	.377	18-18	77	21	29	7	2	2	17	5-7
2021	.500	3-3	10	3	5	1	0	1	2	0-0
TOTAL	.310	87-87	336	74	104	19	3	6	56	16-20

CAREER HIGHS
At Bats: 6, vs. Oakland (2/19/20)
Runs: 4, vs. Georgia (5/11/19)
Hits: 4, vs. Oakland (2/19/20)
Doubles: 2, vs. UIC (2/14/20)
HR: 2, vs. Wright State (2/29/20)
RBI: 4, four times

SEASON HIGHS
At Bats: 4, two times
Runs: 2, vs. PC (2/19)
Hits: 2, two times
Doubles: 1, vs. PC (2/21)
HR: 1, vs. PC (2/20)
RBI: 1, two times

3 • BRAYTON BROWN OF

5-9 • 190 • SO • Selma, Ala. • Morgan Academy

- Drove in the program-record 33rd run Wednesday

YEAR	AVG	GP-GS	AB	R	H	2B	3B	HR	RBI	SB-A
2020	.267	14-7	30	6	8	2	0	1	4	0-0
2021	.600	3-0	5	3	3	1	0	1	3	0-0
TOTAL	.314	17-7	35	9	11	3	0	2	7	0-0

CAREER HIGHS
At Bats: 5, vs. Alabama A&M (2/26)
Runs: 3, vs. Oakland (2/19)
Hits: 2, vs. AAMU (2/24)
Doubles: 1, three times
HR: 1, two times
RBI: 2, vs. AAMU (2/24)

SEASON HIGHS
At Bats: 2, two times
Runs: 2, vs. AAMU (2/24)
Hits: 2, vs. AAMU (2/24)
Doubles: 1, vs. AAMU (2/24)
HR: 1, vs. AAMU (2/23)
RBI: 2, vs. AAMU (2/24)

47 • GARRETT FARQUHAR IF

5-11 • 185 • SR • Hoover, Ala. • Shelton State

- Recorded career highs in hits, runs Wednesday

YEAR	AVG	GP-GS	AB	R	H	2B	3B	HR	RBI	SB-A
2020	.263	13-10	38	15	10	2	0	0	10	1-1
2021	.500	5-2	10	5	5	2	0	0	1	1-1
TOTAL	.313	18-12	48	20	15	4	0	0	11	2-2

CAREER HIGHS
At Bats: 5, two times
Runs: 4, vs. AAMU (2/24)
Hits: 3, vs. AAMU (2/24)
Doubles: 2, vs. AAMU (2/24)
RBI: 4, vs. UIC (2/16)

SEASON HIGHS
At Bats: 4, vs. PC (2/20)
Runs: 4, vs. AAMU (2/24)
Hits: 3, vs. AAMU (2/24)
Doubles: 2, vs. AAMU (2/24)
RBI: 1, vs. AAMU (2/24)

2 • JOSH HALL OF

5-9 • 185 • R-SO • Homewood, Ala. • Ole Miss

- Has multiple hits in all four starts this season

YEAR	AVG	GP-GS	AB	R	H	2B	3B	HR	RBI	SB-A
2021	.692	5-4	13	6	9	1	2	0	6	3-4

CAREER HIGHS
At Bats: 4, two times
Runs: 3, vs. AAMU (2/23)
Hits: 3, vs. AAMU (2/23)
Doubles: 1, vs. AAMU (2/23)
RBI: 3, vs. AAMU (2/23)

5 • KASON HOWELL OF

6-0 • 185 • JR • Argyle, Texas • Liberty Christian

YEAR	AVG	GP-GS	AB	R	H	2B	3B	HR	RBI	SB-A
2019	.262	63-63	225	31	59	10	0	0	28	14-16
2020	.359	11-10	39	8	14	7	0	0	6	0-0
2021	.200	5-4	15	3	3	1	0	0	3	2-2
TOTAL	.272	79-77	279	42	76	18	0	0	37	16-18

CAREER HIGHS
At Bats: 6, at Mississippi State (3/24/19)
Runs: 3, two times
Hits: 3, three times
Doubles: 1, 18 times
RBI: 3, three times

SEASON HIGHS
At Bats: 5, vs. PC (2/19)
Runs: 2, vs. AAMU (2/24)
Hits: 2, vs. AAMU (2/24)
Doubles: 1, vs. AAMU (2/24)
RBI: 3, vs. AAMU (2/24)

28 • NATE LARUE C

6-3 • 210 • SO • Mobile, Ala. • McGill-Toolen

- Turned in the first HR, multi-hit, multi-RBI game of his career last Saturday
- Rated by Perfect Game as the No. 71 overall prospect and No. 49 college prospect for the 2022 MLB Draft

YEAR	AVG	GP-GS	AB	R	H	2B	3B	HR	RBI	SB-A
2020	.294	8-3	17	6	5	1	0	0	2	0-0
2021	.429	4-2	7	3	3	1	0	1	2	0-0
TOTAL	.333	12-5	24	9	8	2	0	1	4	0-0

CAREER HIGHS
At Bats: 5, vs. UIC (2/15 - G1)
Runs: 2, two times
Hits: 2, vs. PC (2/20/21)
Doubles: 1, two times
HR: 1, vs. PC (2/20/21)
RBI: 2, vs. PC (2/20/21)

SEASON HIGHS
At Bats: 4, vs. PC (2/20)
Runs: 2, vs. AAMU (2/23)
Hits: 2, vs. PC (2/20)
Doubles: 1, vs. PC (2/20)
HR: 1, vs. PC (2/20)
RBI: 2, vs. PC (2/20)

10 • TYLER MILLER IF

6-2 • 193 • JR • Spanish Fort, Ala. • EMCC

- Hit his first career Auburn HR Wednesday
- Registered career highs in hits, runs, RBI

YEAR	AVG	GP-GS	AB	R	H	2B	3B	HR	RBI	SB-A
2020	.229	12-9	35	9	8	0	1	0	5	0-0
2021	.333	4-4	15	4	5	0	0	1	7	0-0
TOTAL	.260	16-13	50	13	13	0	1	1	12	0-0

CAREER HIGHS
At Bats: 5, vs. UCF (2/22)
Runs: 3, vs. AAMU (2/24)
Hits: 3, vs. AAMU (2/24)
HR: 1, vs. AAMU (2/24)
RBI: 4, vs. AAMU (2/24)

SEASON HIGHS
At Bats: 4, three times
Runs: 3, vs. AAMU (2/24)
Hits: 3, vs. AAMU (2/24)
HR: 1, vs. AAMU (2/24)
RBI: 4, vs. AAMU (2/24)

19 • BRODY MOORE IF

6-0 • 185 • JR • Oneonta, Ala. • Oneonta

- T-most RBI since 2010 Wednesday

YEAR	AVG	GP-GS	AB	R	H	2B	3B	HR	RBI	SB-A
2019	.333	13-4	27	6	9	1	1	0	4	0-1
2020	.339	17-14	56	11	19	1	1	0	9	5-5
2021	.500	4-4	16	7	8	2	0	0	9	0-0
TOTAL	.364	34-22	99	24	36	4	2	0	22	5-6

CAREER HIGHS
At Bats: 5, vs. Alabama (5/5/19)
Runs: 3, vs. PC (2/19/21)
Hits: 4, vs. AAMU (2/24)
Doubles: 2, vs. AAMU (2/24)
RBI: 7, vs. AAMU (2/24)

SEASON HIGHS
At Bats: 4, two times
Runs: 3, vs. PC (2/19)
Hits: 4, vs. AAMU (2/24)
Doubles: 2, vs. AAMU (2/24)
RBI: 7, vs. AAMU (2/24)

6 • BOBBY PEIRCE OF

6-2 • 195 • R-SO • Scottsdale, Ariz. • S. Mountain

- Hit a pinch-hit, walk-off single in the 10th inn. Sunday

YEAR	AVG	GP-GS	AB	R	H	2B	3B	HR	RBI	SB-A
2021	.250	4-0	8	3	2	1	0	0	3	0-0

CAREER HIGHS
At Bats: 4, vs. AAMU (2/24)
Runs: 3, vs. AAMU (2/24)
Hits: 1, two times
Doubles: 1, vs. AAMU (2/24)
RBI: 2, vs. AAMU (2/24)

34 • JOHN SAMUEL SHENKER IF

6-3 • 250 • R-JR • Albany, Ga. • Colquitt County

- Hauled in nine catches for 97 yards in 11 games for Auburn football last fall

YEAR	AVG	GP-GS	AB	R	H	2B	3B	HR	RBI	SB-A
2020	.318	11-6	22	5	7	1	0	0	6	0-0
2021	.143	3-1	7	1	1	0	0	0	1	0-0
TOTAL	.276	14-7	29	6	8	1	0	0	7	0-0

CAREER HIGHS
At Bats: 5, vs. Wright State (2/29)
Runs: 2, vs. UIC (2/16)
Hits: 2, vs. UIC (2/16)
Doubles: 1, vs. UIC (2/15 - G1)
RBI: 2, two times

SEASON HIGHS
At Bats: 4, vs. PC (2/20)
Runs: 1, vs. PC (2/20)
Hits: 1, vs. PC (2/20)
Doubles: 1, vs. PC (2/20)
RBI: 1, vs. PC (2/20)

1 • JUDD WARD OF

6-1 • 195 • SR • Russellville, Ala. • Russellville

- Matched a career high with four hits and four runs in the season opener, finishing a triple shy of the cycle

YEAR	AVG	GP-GS	AB	R	H	2B	3B	HR	RBI	SB-A
2018	.250	37-21	84	9	21	2	1	0	8	0-2
2019	.272	66-65	257	42	70	12	2	5	34	5-7
2020	.315	18-18	73	16	23	6	1	2	17	2-3
2021	.412	5-5	17	9	7	1	0	2	6	0-0
TOTAL	.281	126-109	431	76	121	21	4	9	65	7-12

CAREER HIGHS
At Bats: 7, vs. Arkansas (4/5/19)
Runs: 4, two times
Hits: 4, three times
Doubles: 2, two times
HR: 1, nine times
RBI: 7, vs. Alabama A&M (2/26)

SEASON HIGHS
At Bats: 5, vs. PC (2/19)
Runs: 4, vs. PC (2/19)
Hits: 4, vs. PC (2/19)
Doubles: 1, vs. PC (2/19)
HR: 1, two times
RBI: 2, three times

8 • BRYSON WARE IF/OF

6-2 • 195 • SO • Madison, Miss. • Pearl River

- His three hits and four RBI in the season opener were the most by an Auburn newcomer in a season opener since 2010 and 2007, respectively
- Has multiple hits and RBI in 3 of 5 games

YEAR	AVG	GP-GS	AB	R	H	2B	3B	HR	RBI	SB-A
2021	.429	5-5	21	12	9	2	1	2	11	2-3

CAREER HIGHS
At Bats: 5, vs. AAMU (2/24)
Runs: 6, vs. AAMU (2/24)
Hits: 3, two times
Doubles: 1, two times
HR: 1, two times
RBI: 4, two times

SEASON HIGHS
At Bats: 4, three times
Runs: 6, vs. AAMU (2/24)
Hits: 3, two times
Doubles: 1, two times
HR: 1, two times
RBI: 4, two times

41 • STEVEN WILLIAMS OF

6-3 • 216 • SR • Albany, Ga. • Deerfield-Windsor

- Ranks second among active SEC players in hits (145), home runs (23) and RBI (104).

YEAR	AVG	GP-GS	AB	R	H	2B	3B	HR	RBI	SB-A
2018	.291	65-65	244	54	71	10	1	12	51	1-1
2019	.247	65-64	235	40	58	8	2	9	36	3-3
2020	.275	13-12	40	7	11	4	0	2	12	0-0
2021	.357	5-5	14	5	5	2	0	0	5	0-0
TOTAL	.272	148-146	533	106	145	24	3	23	104	4-4

CAREER HIGHS
At Bats: 6, two times
Runs: 4, three times
Hits: 4, four times
Doubles: 2, two times
HR: 1, 23 times
RBI: 7, vs. Longwood (2/17/18)

SEASON HIGHS
At Bats: 4, two times
Runs: 2, vs. AAMU (2/24)
Hits: 2, vs. AAMU (2/24)
Doubles: 2, vs. AAMU (2/24)
HR: --
RBI: 4, vs. AAMU (2/24)

4 • RANKIN WOLEY IF

6-0 • 210 • GR • Atlanta, Ga. • Chattahoochee Valley

- Matched a career high with four RBI in the season opener
- Scored the game-winning run in the 10th last Sunday

YEAR	AVG	GP-GS	AB	R	H	2B	3B	HR	RBI	SB-A
2019	.277	64-64	256	36	71	17	1	3	45	2-2
2020	.412	18-18	68	13	28	8	0	2	22	0-0
2021	.167	3-3	12	2	2	1	0	1	4	0-0
TOTAL	.301	85-85	336	51	101	26	1	6	71	2-2

CAREER HIGHS
At Bats: 7, vs. Arkansas (4/5/19)
Runs: 3, two times
Hits: 4, vs. UIC (2/15/20 - G1)
Doubles: 2, four times
HR: 1, six times
RBI: 4, three times

SEASON HIGHS
At Bats: 5, vs. PC (2/21)
Runs: 1, two times
Hits: 1, two times
Doubles: 1, vs. PC (2/21)
HR: 1, vs. PC (2/19)
RBI: 4, vs. PC (2/19)

PITCHER PROFILES

18 • MASON BARNETT RHP

6-1 • 205 • SO • Cartersville, Ga. • Cartersville

- Made his first career start in last Sunday's finale
- Hasn't allowed a run in 11 innings dating back to 2020
- Rated by Perfect Games as the No. 32 overall player and No. 20 college prospect for the 2022 MLB Draft

CAREER STATISTICS

YEAR	ERA	W-L	G/S	IP	H	R	ER	BB	K	BAA
2020	3.52	0-0	6/0	7.2	5	4	3	3	16	.192
2021	0.00	0-0	1/1	4.0	3	0	0	2	4	.214
TOTAL	2.31	0-0	7/1	11.2	8	4	3	5	20	.200

CAREER HIGHS

Innings: 4.0, vs. PC (2/21/21)
Hits: 4, vs. UIC (2/15 - G2)
Runs: 3, vs. UIC (2/15 - G2)
Earned Runs: 3, vs. UIC (2/15 - G2)
Strikeouts: 5, vs. Georgia Tech (3/10)
Walks: 2, vs. PC (2/21/21)
Pitches: 65, vs. PC (2/21/21)

SEASON HIGHS

4.0, vs. PC (2/21)
 3, vs. PC (2/21)
 0, vs. PC (2/21)
 0, vs. PC (2/21)
 4, vs. PC (2/21)
 2, vs. PC (2/21)
 65, vs. PC (2/21)

21 • TRACE BRIGHT RHP

6-4 • 185 • SO • Montgomery, Ala. • Trinity

- Rated by Perfect Game as the No. 123 overall prospect and No. 84 college prospect for the 2022 MLB Draft

CAREER STATISTICS

YEAR	ERA	W-L	G/S	IP	H	R	ER	BB	K	BAA
2020	8.38	1-1	3/3	9.2	10	9	9	7	12	.278
2021	1.80	1-0	2/1	5.0	4	2	1	0	9	.211
TOTAL	6.14	2-1	5/4	14.2	14	11	10	7	21	.255

CAREER HIGHS

Innings: 4.2, vs. Alabama A&M (2/26)
Hits: 5, vs. Wofford (3/11)
Runs: 4, two times
Earned Runs: 4, two times
Strikeouts: 7, vs. AAMU (2/23)
Walks: 3, two times
Pitches: 80, vs. Alabama A&M (2/26)

SEASON HIGHS

4.0, vs. AAMU (2/23)
 2, two times
 2, vs. AAMU (2/23)
 1, vs. AAMU (2/23)
 7, vs. AAMU (2/23)
 0, vs. PC (2/19)
 55, vs. AAMU (2/23)

40 • B. BURKHALTER RHP

6-0 • 185 • SO • Dothan, Ala. • Northview

- Hasn't allowed a run in 4.1 innings

CAREER STATISTICS

YEAR	ERA	W-L	G/S	IP	H	R	ER	BB	K	BAA
2020	2.08	0-0	4/0	4.1	6	1	1	3	3	.462
2021	0.00	0-0	2/0	2.0	2	0	0	1	3	.250
TOTAL	1.42	0-0	6/0	6.1	8	1	1	4	6	.381

CAREER HIGHS

Innings: 1.1, vs. Alabama A&M (2/26)
Hits: 3, vs. UCF (2/23)
Runs: 1, vs. UCF (2/23)
Earned Runs: 1, vs. UCF (2/23)
Strikeouts: 2, two times
Walks: 1, four times
Pitches: 25, vs. PC (2/20/21)

SEASON HIGHS

1.0, two times
 2, vs. PC (2/20)
 0, two times
 0, two times
 2, vs. PC (2/24)
 1, vs. PC (2/20)
 25, vs. PC (2/20)

43 • RICHARD FITTS RHP

6-3 • 215 • JR • Helena, Ala. • Helena

- Preseason Second Team All-America (D1) and Preseason Third Team All-America (BA)
- Rated the No. 8 college prospect by PG and No. 9 college prospect by D1
- Tabbed No. 13 overall prospect by PG, No. 15 overall by BA and No. 17 overall by MLB.com

CAREER STATISTICS

YEAR	ERA	W-L	G/S	IP	H	R	ER	BB	K	BAA
2019	5.31	5-3	21/5	62.2	78	37	37	17	47	.305
2020	2.77	1-0	6/1	13.0	9	4	4	5	16	.200
2021	1.80	0-0	1/1	5.0	1	1	1	2	6	.067
TOTAL	4.69	6-3	28/7	80.2	88	42	42	24	69	.278

CAREER HIGHS

Innings: 6.1, vs. UNA (5/14/19)
Hits: 7, three times
Runs: 6, at North Carolina (6/10/19)
Earned Runs: 6, at North Carolina (6/10/19)
Strikeouts: 8, vs. UNA (5/14/19)
Walks: 3, three times
Pitches: 93, at North Carolina (6/10/19)

SEASON HIGHS

5.0, vs. PC (2/20)
 1, vs. PC (2/20)
 1, vs. PC (2/20)
 1, vs. PC (2/20)
 6, vs. PC (2/20)
 2, vs. PC (2/20)
 66, vs. PC (2/20)

18 • BROOKS FULLER LHP

6-2 • 215 • JR • Auburn, Ala. • Auburn

CAREER STATISTICS

YEAR	ERA	W-L	G/S	IP	H	R	ER	BB	K	BAA
2019	4.50	2-2	20/8	44.0	39	30	22	35	36	.239
2020	2.25	1-1	3/2	8.0	11	3	2	1	7	.333
2021	2.70	0-0	2/0	3.1	4	1	1	1	4	.286
TOTAL	4.07	3-3	25/10	55.1	54	34	25	37	47	.257

CAREER HIGHS

Innings: 6.0, at Texas A&M (4/13/19)
Hits: 5, two times
Runs: 4, two times
Earned Runs: 4, vs. North Alabama (5/14/19)
Strikeouts: 6, vs. Ole Miss (4/20/19)
Walks: 4, at South Carolina (3/30/19)
Pitches: 93, at Texas A&M (4/13/19)

SEASON HIGHS

2.1, vs. PC (2/21)
 2, two times
 1, vs. PC (2/21)
 1, vs. PC (2/21)
 3, vs. PC (2/21)
 1, vs. PC (2/21)
 38, vs. PC (2/21)

45 • JOSEPH GONZALEZ RHP

6-4 • 215 • FR • Humacao, PR • Leadership CA

- Struck out a pair in a perfect inning Wednesday

CAREER STATISTICS

YEAR	ERA	W-L	G/S	IP	H	R	ER	BB	K	BAA
2021	0.00	0-0	2/0	2.0	2	0	0	0	3	.286

SEASON HIGHS

Innings: 1.0, two times
Hits: 2, vs. PC (2/20)
Runs: 0, two times
Earned Runs: 0, two times
Strikeouts: 2, vs. AAMU (2/24)
Walks: 0, two times
Pitches: 12, vs. PC (2/20)

20 • CODY GREENHILL RHP

6-4 • 216 • SR • Russellville, Ala. • Russellville

- Made his first career start and earned the win in last Friday's season opener
- Ranks sixth in program history with 19 career saves
- Is one of three SEC pitchers entering 2021 with a sub-3.00 career ERA and 100+ IP

CAREER STATISTICS

YEAR	ERA	W-L	G/S	IP	H	R	ER	BB	K	BAA
2018	2.30	6-3	21/0	58.2	53	17	15	19	55	.242
2019	3.45	2-3	28/0	57.1	53	27	22	18	44	.243
2020	0.00	0-0	4/0	12.2	5	0	0	1	17	.122
2021	3.60	1-0	1/1	5.0	3	3	2	1	6	.167
TOTAL	2.63	9-6	54/1	133.2	114	47	39	39	122	.230

CAREER HIGHS

Innings: 5.1, at LSU (5/18/19)
Hits: 7, at Mississippi State (3/24/19)
Runs: 5, at Mississippi State (3/24/19)
Earned Runs: 5, at Mississippi State (3/24/19)
Strikeouts: 6, two times
Walks: 3, three times
Pitches: 90, at LSU (5/18/19)

SEASON HIGHS

5.0, vs. PC (2/19)
 3, vs. PC (2/19)
 3, vs. PC (2/19)
 2, vs. PC (2/19)
 6, vs. PC (2/19)
 1, vs. PC (2/19)
 73, vs. PC (2/19)

16 • CAM HILL LHP

6-3 • 210 • FR • Madison, Ala. • Bob Jones

- Made his Auburn debut and earned the win in last Sunday's series finale
- Rated by PG as the No. 36 college prospect for the 2023 MLB Draft

CAREER STATISTICS

YEAR	ERA	W-L	G/S	IP	H	R	ER	BB	K	BAA
2021	0.00	1-0	1/0	1.0	0	0	0	0	2	.000

SEASON HIGHS

Innings: 1.0, vs. PC (2/21)
Hits: 0, vs. PC (2/21)
Runs: 0, vs. PC (2/21)
Earned Runs: 0, vs. PC (2/21)
Strikeouts: 2, vs. PC (2/21)
Walks: 0, vs. PC (2/21)
Pitches: 12, vs. PC (2/21)

26 • HAYDEN MULLINS LHP

6-0 • 185 • SO • Gallatin, Tenn. • Hendersonville

- Hasn't allowed a run in 6.1 innings
- Rated by Perfect Game as the No. 125 overall prospect and No. 86 college prospect for the 2022 MLB Draft

CAREER STATISTICS

YEAR	ERA	W-L	G/S	IP	H	R	ER	BB	K	BAA
2020	3.68	1-0	5/0	7.1	4	3	3	6	10	.174
2021	0.00	1-0	2/0	2.0	2	0	0	1	4	.250
TOTAL	2.89	2-0	7/0	9.1	6	3	3	7	14	.194

CAREER HIGHS

Innings: 2.2, vs. Wofford (3/11)
Hits: 2, two times
Runs: 3, vs. UCF (2/23)
Earned Runs: 3, vs. UCF (2/23)
Strikeouts: 4, vs. UCF (2/23)
Walks: 3, vs. Wofford (3/11)
Pitches: 52, vs. Wofford (3/11)--

SEASON HIGHS

1.0, two times
 2, vs. PC (2/20)
 0, two times
 0, two times
 2, two times
 1, vs. PC (2/20)
 29, vs. PC (2/20)

29 • CARSON SKIPPER LHP

6-3 • 210 • JR • Trussville, Ala. • Hewitt-Trussville

- Named to the NCBWA Stopper of the Year watch list
- Didn't allow a run in his first six appearances of 2020

CAREER STATISTICS

YEAR	ERA	W-L	G/S	IP	H	R	ER	BB	K	BAA
2019	7.46	3-3	17/8	35.0	45	33	29	23	38	.306
2020	1.00	0-0	7/0	9.0	5	1	1	3	12	.167
2021	0.00	0-0	2/0	2.0	2	0	0	0	1	.286
TOTAL	5.87	3-3	26/8	46.0	52	34	30	26	51	.283

CAREER HIGHS

Innings: 4.2, vs. UTSA (3/9/19)
Hits: 5, four times
Runs: 5, two times
Earned Runs: 5, vs. Arkansas (4/5/19)
Strikeouts: 8, vs. Alabama A&M (2/19/19)
Walks: 4, at Georgia Tech (4/16/19)
Pitches: 78, vs. Arkansas (4/5/19)

SEASON HIGHS

1.0, two times
 1, two times
 0, two times
 0, two times
 1, vs. PC (2/20)
 0, two times
 9, vs. PC (2/20)

32 • CARSON SWILLING RHP

6-1 • 185 • FR • Smiths Station, Ala. • Smiths

- Pitched a 1-2-3 inning in his Auburn debut last Friday
- Hasn't allowed a hit in his first two outings

CAREER STATISTICS

YEAR	ERA	W-L	G/S	IP	H	R	ER	BB	K	BAA
2021	0.00	0-0	2/0	2.0	0	0	0	0	3	.000

CAREER HIGHS

Innings: 1.0, two times
Hits: 0, two times
Runs: 0, two times
Earned Runs: 0, two times
Strikeouts: 2, vs. AAMU (2/23)
Walks: 0, two times
Pitches: 15, vs. AAMU (2/23)

27 • SEB THOMAS RHP

6-5 • 250 • SO • Brookhaven, Ga. • Marist

- Hasn't allowed a run in 9.2 innings
- Leads the team with 10 appearances since 2020

CAREER STATISTICS

YEAR	ERA	W-L	G/S	IP	H	R	ER	BB	K	BAA
2020	1.17	0-0	7/0	7.2	4	1	1	4	6	.160
2021	0.00	0-0	3/0	4.2	3	0	0	0	4	.214
TOTAL	0.73	0-0	10/0	12.1	7	1	1	4	10	.179

CAREER HIGHS

Innings: 2.2, vs. PC (2/21/21)
Hits: 2, three times
Runs: 1, vs. UCF (2/22)
Earned Runs: 1, vs. UCF (2/22)
Strikeouts: 2, two times
Walks: 3, vs. Wofford (3/11)
Pitches: 49, vs. Wofford (3/11)

SEASON HIGHS

2.2, vs. PC (2/21)
 2, vs. PC (2/21)
 0, three times
 0, three times
 2, vs. PC (2/19)
 0, three times
 28, vs. PC (2/21)

PITCHING CAREERS

MASON BARNETT'S CAREER APPEARANCES

2020 - FRESHMAN YEAR

Date	Opp (Res.)	DEC	QS	IP	H	R	ER	BB	SO	HR	ERA	NP
2/15	ILLINOIS-CHICAGO (W, 7-3)	-	-	1.0	4	3	3	1	2	0	27.00	32
2/19	OAKLAND (W, 17-1)	-	-	1.0	0	0	0	0	2	0	13.50	10
2/25	ALABAMA A&M (W, 10-0)	-	-	1.0	0	0	0	1	2	0	9.00	17
3/1	WRIGHT STATE (W, 6-0)	-	-	1.0	0	0	0	1	2	0	6.75	21
3/8	CHICAGO STATE (W, 9-0)	-	-	1.0	1	0	0	0	3	0	5.40	19
3/10	GEORGIA TECH (L, 2-6)	-	-	2.2	0	1	0	0	5	0	3.52	35

2021 - SOPHOMORE YEAR

Date	Opp (Res.)	DEC	QS	IP	H	R	ER	BB	SO	HR	ERA	NP
2/21	*PRESBYTERIAN (W, 2-1 [10])	-	-	4.0	3	0	0	2	4	0	0.00	65

TRACE BRIGHT'S CAREER APPEARANCES

*- Starter

2020 - FRESHMAN YEAR

Date	Opp (Res.)	DEC	QS	IP	H	R	ER	BB	SO	HR	ERA	NP
2/19	*OAKLAND (W, 17-1)	W	-	3.0	2	1	1	1	6	1	3.00	59
2/26	*ALABAMA A&M (W, 12-6)	-	-	4.2	3	4	4	3	6	0	5.87	80
3/11	*WOFFORD (L, 3-4)	L	-	2.0	5	4	4	3	0	0	8.38	50

2021 - SOPHOMORE YEAR

Date	Opp (Res.)	DEC	QS	IP	H	R	ER	BB	SO	HR	ERA	NP
2/19	PRESBYTERIAN (W, 14-3)	-	-	1.0	2	0	0	0	2	0	0.00	28
2/23	*ALABAMA A&M (W, 18-2 [7])	W	-	4.0	2	2	1	0	7	0	1.80	55

BLAKE BURKHALTER'S CAREER APPEARANCES

2020 - FRESHMAN YEAR

Date	Opp (Res.)	DEC	QS	IP	H	R	ER	BB	SO	HR	ERA	NP
2/15	ILLINOIS-CHICAGO (W, 7-3)	-	-	1.0	1	0	0	1	1	0	0.00	14
2/23	UCF (L, 2-12)	-	-	1.0	3	1	1	1	0	0	4.50	20
2/26	ALABAMA A&M (W, 12-6)	-	-	1.1	1	0	0	1	2	0	2.70	23
3/8	CHICAGO STATE (W, 9-0)	-	-	1.0	1	0	0	0	0	0	2.08	8

2021 - SOPHOMORE YEAR

Date	Opp (Res.)	DEC	QS	IP	H	R	ER	BB	SO	HR	ERA	NP
2/20	PRESBYTERIAN (W, 6-1)	-	-	1.0	2	0	0	1	1	0	0.00	25
2/24	ALABAMA A&M (W, 33-0)	-	-	1.0	0	0	0	0	2	0	0.00	19

RICHARD FITT'S CAREER APPEARANCES

*- Starter

2019 - FRESHMAN YEAR

Date	Opp (Res.)	DEC	QS	IP	H	R	ER	BB	SO	HR	ERA	NP
2/17	GEORGIA SOUTHERN (W, 4-3)	-	-	2.0	2	1	1	1	0	0	3.86	47
2/24	at UCF (W, 13-9)	-	-	2.0	2	1	1	0	2	1	4.15	27
3/5	UT MARTIN (W, 15-9)	W	-	2.0	2	1	1	0	1	0	4.26	26
3/9	UTSA (W, 8-3)	-	-	0.1	2	1	1	0	1	0	5.40	9
3/17	#21 TENNESSEE (W, 5-3)	-	-	0.1	1	0	0	0	0	0	5.14	7
3/19	at UAB (W, 13-5)	-	-	1.1	2	0	0	2	2	0	4.32	31
3/23	at #4 Mississippi State (L, 2-15)	-	-	1.0	4	3	3	0	1	1	6.75	22
3/26	vs. Alabama (L, 3-6)	-	-	3.2	3	0	0	1	1	0	4.85	65
3/31	at South Carolina (W, 7-5)	W	-	5.0	3	0	0	2	2	0	3.50	64
4/6	*#9 ARKANSAS (L, 0-8)	L	-	4.1	5	5	5	3	2	1	4.84	74
4/14	*at #12 Texas A&M (L, 1-4)	L	-	3.0	5	3	3	0	2	0	5.33	56
4/18	#17 OLE MISS (W, 7-4)	W	-	4.1	4	0	0	0	4	0	4.55	57
4/26	*at #4 Vanderbilt (L, 2-5)	L	-	2.1	6	4	4	1	3	1	5.34	77
5/5	*ALABAMA (W, 17-7)	-	-	3.2	7	3	3	0	3	1	5.55	64
5/11	*#7 GEORGIA (L, 8-10)	-	-	0.0	3	3	3	0	0	1	6.31	13
5/14	NORTH ALABAMA (W, 8-7)	-	-	6.1	4	1	1	2	8	0	5.57	82
5/22	vs. #2 Vanderbilt (L, 1-11)	-	-	4.0	7	3	3	1	5	1	5.67	75
6/1	at #3 Georgia Tech (W, 6-5)	W	-	6.0	4	0	0	0	4	0	5.02	84
6/10	at #14 North Carolina (W, 14-7)	W	-	5.1	7	6	6	3	4	2	5.49	93
6/16	vs. #6 Mississippi State (L, 4-5)	-	-	2.0	1	1	1	0	0	0	5.46	20
6/19	vs. #7 Louisville (L, 3-5)	-	-	3.1	4	1	1	1	2	0	5.31	48

2020 - SOPHOMORE YEAR

Date	Opp (Res.)	DEC	QS	IP	H	R	ER	BBSO	HR	ERA	NP	
2/15	*ILLINOIS-CHICAGO (W, 7-3)	W	-	5.0	2	0	0	3	7	0	0.00	85
2/22	UCF (L, 3-7)	-	-	1.0	4	3	3	1	1	0	4.50	24
2/25	ALABAMA A&M (W, 10-0)	-	-	1.0	1	0	0	0	0	0	3.86	13
3/1	WRIGHT STATE (W, 6-0)	-	-	2.1	0	0	0	0	3	0	2.89	32
3/7	CHICAGO STATE (W, 16-2)	-	-	1.0	0	0	0	0	1	0	2.61	6
3/10	GEORGIA TECH (L, 2-6)	-	-	2.2	2	1	1	1	4	1	2.77	51

2021 - JUNIOR YEAR

Date	Opp (Res.)	DEC	QS	IP	H	R	ER	BB	SO	HR	ERA	NP
2/20	*PRESBYTERIAN (W, 6-1)	-	-	5.0	1	1	1	2	6	1	1.80	66

BROOKS FULLER'S CAREER APPEARANCES

*- Starter

2019 - FRESHMAN YEAR

Date	Opp (Res.)	DEC	QS	IP	H	R	ER	BB	SO	HR	ERA	NP
2/16	GEORGIA SOUTHERN (L, 5-7)	-	-	1.0	1	1	1	1	0	1	9.00	21
2/20	*ALABAMA A&M (W, 10-2)	-	-	3.0	2	2	0	2	3	0	2.25	46

3/2	CINCINNATI (W, 9-5)	-	-	1.2	0	0	0	0	1	0	1.59	14
3/5	UT MARTIN (W, 15-9)	-	-	2.2	2	3	0	3	0	0	1.08	42
3/9	UTSA (W, 8-3)	-	-	1.0	0	0	0	1	0	0	0.96	17
3/16	#21 TENNESSEE (W, 5-2)	W	-	3.2	2	1	1	2	3	0	1.38	63
3/23	at #4 Mississippi State (L, 2-15)	-	-	3.2	4	1	1	3	3	0	1.62	67
3/30	*at South Carolina (L, 0-4)	L	-	5.0	3	2	2	4	4	1	2.08	88
4/5	*#9 ARKANSAS (L, 6-9)	-	-	3.1	3	3	2	4	4	0	2.52	76
4/9	JACKSONVILLE STATE (L, 6-11)	-	-	0.0	0	1	1	2	0	0	2.88	15
4/13	*at #12 Texas A&M (W, 7-0)	W	X	6.0	4	0	0	3	4	0	2.32	93
4/20	*#17 OLE MISS (W, 6-5)	-	-	4.2	5	3	3	2	6	2	2.78	79
4/26	*at #4 Vanderbilt (L, 5-9)	L	-	1.2	4	4	2	2	1	1	3.13	37
5/4	*ALABAMA (L, 6-7)	-	-	3.0	3	2	2	2	3	0	3.35	61
5/11	#7 GEORGIA (L, 8-10)	-	-	0.2	0	0	0	0	1	0	3.29	4
5/14	*NORTH ALABAMA (W, 8-7)	-	-	1.1	3	4	4	3	1	0	4.04	36
5/17	at #20 LSU (L, 1-5)	-	-	1.0	1	1	1	1	1	0	4.15	16
5/18	at #20 LSU (W, 5-4)	-	-	0.1	0	0	0	0	0	0	4.12	3
5/22	vs. #2 Vanderbilt (L, 1-11)	-	-	0.1	2	2	2	0	1	0	4.50	17
5/23	vs. #17 LSU (L, 3-4)	-	-	0.0	0	0	0	0	0	0	4.50	2

2020 - SOPHOMORE YEAR

Date	Opp (Res.)	DEC	QS	IP	H	R	ER	BBSO	HR	ERA	NP	
2/16	ILLINOIS-CHICAGO (W, 14-0)	-	-	2.0	2	0	0	0	3	0	0.00	34
2/25	*ALABAMA A&M (W, 10-0)	W	-	4.0	5	0	0	0	3	0	0.00	60
3/10	*GEORGIA TECH (L, 2-6)	L	-	2.0	4	3	2	1	1	0	2.25	42

2021 - JUNIOR YEAR

Date	Opp (Res.)	DEC	QS	IP	H	R	ER	BB	SO	HR	ERA	NP
2/19	PRESBYTERIAN (W, 14-3)	-	-	1.0	2	0	0	0	1	0	0.00	15
2/21	PRESBYTERIAN (W, 2-1 [10])	-	-	2.1	2	1	1	1	3	0	2.70	38

PEYTON GLAVINE'S CAREER APPEARANCES

2018 - FRESHMAN YEAR

Date	Opp (Res.)	DEC	QS	IP	H	R	ER	BB	SO	HR	ERA	NP
2/17	LONGWOOD (W, 25-1)	-	-	1.0	0	0	0	0	3	0	0.00	15
2/23	BRYANT (W, 15-7)	-	-	1.0	0	0	0	1	1	0	0.00	26
3/3	BYU (W, 9-5)	-	-	0.2	4	3	3	0	0	0	10.12	18
3/10	NORTHEASTERN (W, 14-8)	-	-	0.0	5	6	6	1	0	0	30.38	19
3/25	at #8 Kentucky (L, 13-3)	-	-	0.1	1	0	0	0	1	0	27.00	9

2019 - SOPHOMORE YEAR

Date	Opp (Res.)	DEC	QS	IP	H	R	ER	BBSO	HR	ERA	NP	
2/16	GEORGIA SOUTHERN (L, 5-7)	-	-	0.2	0	0	0	0	1	0	0.00	11
2/20	ALABAMA A&M (W, 10-2)	-	-	1.0	3	0	0	2	2	0	0.00	35
3/9	UTSA (W, 8-3)	-	-	1.0								

2019 - SOPHOMORE YEAR

Date	Opp (Res.)	DEC QS	IP	H	R	ER	BBSO	HR	ERA	NP
2/16	GEORGIA SOUTHERN (L, 5-7)	-	2.2	4	1	1	1	0	3.38	34
2/22	at UCF (W, 4-1)	-	1.1	0	0	0	0	1	2.25	18
3/2	CINCINNATI (W, 5-0)	-	2.0	0	0	0	1	1	1.29	27
3/5	UT MARTIN (W, 15-9)	-	2.0	1	1	1	0	0	2.00	15
3/9	UTSA (W, 8-3)	-	2.0	3	2	1	0	4	2.45	36
3/15	#21 TENNESSEE (W, 2-0)	-	2.0	0	0	0	4	0	2.08	26
3/17	#21 TENNESSEE (W, 5-3)	-	2.2	3	1	1	2	0	2.30	37
3/22	at #4 Mississippi State (W, 6-5)	-	2.0	1	0	0	2	0	2.04	23
3/24	at #4 Mississippi State (L, 15-20)	L	2.1	7	5	5	0	2	4.05	42
3/29	at South Carolina (W, 4-2)	-	1.0	0	0	0	0	1	3.86	20
3/31	at South Carolina (W, 7-5)	-	1.1	2	0	0	0	0	3.63	24
4/5	#9 ARKANSAS (W, 6-3)	-	1.0	0	0	0	0	2	3.47	14
4/5	#9 ARKANSAS (L, 6-9)	-	3.0	3	0	2	4	0	3.08	54
4/13	at #12 Texas A&M (W, 7-0)	-	2.1	0	0	0	1	2	2.83	31
4/18	#17 OLE MISS (W, 7-4)	-	2.0	0	0	0	3	0	2.64	31
4/20	#17 OLE MISS (W, 6-5)	W	3.0	3	2	2	0	1	2.94	25
4/27	at #4 Vanderbilt (L, 5-9)	-	1.2	5	3	3	0	2	3.57	32
5/3	ALABAMA (W, 5-1)	-	1.0	0	0	0	2	0	3.47	13
5/4	ALABAMA (L, 6-7)	L	1.0	3	2	0	1	0	3.38	18
5/11	#7 GEORGIA (W, 4-3)	W	4.0	1	0	0	1	5	3.05	48
5/18	at #20 LSU (W, 5-4)	-	5.1	6	3	2	3	1	3.09	90
5/21	vs. #21 Tennessee (W, 5-3)	-	0.2	0	0	0	0	1	3.00	16
5/23	vs. #17 LSU (L, 3-4)	L	2.2	3	3	2	1	1	3.24	42
6/2	at #3 Georgia Tech (W, 4-1)	-	3.0	1	1	1	0	4	3.23	39
6/8	at #14 North Carolina (W, 11-7)	-	2.0	3	2	2	3	1	3.44	46
6/10	at #14 North Carolina (W, 14-7)	-	1.2	3	1	1	1	0	3.49	43
6/16	vs. #6 Mississippi State (L, 4-5)	-	0.2	1	0	0	1	1	3.45	17

2020 - JUNIOR YEAR

Date	Opp (Res.)	DEC QS	IP	H	R	ER	BBSO	HR	ERA	NP
2/14	ILLINOIS-CHICAGO (W, 5-3)	-	4.0	0	0	0	1	6	0.00	60
2/21	UCF (L, 1-3)	-	3.2	3	0	0	0	3	0.00	44
2/28	WRIGHT STATE (W, 7-2)	-	3.0	2	0	0	0	5	0.00	42
3/6	CHICAGO STATE (W, 6-0)	-	2.0	0	0	0	0	3	0.00	27

2021 - SOPHOMORE YEAR

Date	Opp (Res.)	DEC QS	IP	H	R	ER	BB	SO	HR	ERA	NP
2/19	*PRESBYTERIAN (W, 14-3)	W	5.0	3	3	2	1	6	1	3.60	73

CAM HILL'S CAREER APPEARANCES

2021 - FRESHMAN YEAR

Date	Opp (Res.)	DEC QS	IP	H	R	ER	BB	SO	HR	ERA	NP
2/21	PRESBYTERIAN (W, 2-1 [10])	W	1.0	0	0	0	0	2	0	0.00	12

HAYDEN MULLINS' CAREER APPEARANCES

2020 - FRESHMAN YEAR

Date	Opp (Res.)	DEC QS	IP	H	R	ER	BB	SO	HR	ERA	NP
2/16	ILLINOIS-CHICAGO (W, 14-0)	-	1.0	1	0	0	0	1	0	0.00	13
2/23	UCF (L, 2-12)	-	1.2	2	3	3	1	4	1	10.12	38
2/26	ALABAMA A&M (W, 12-6)	W	1.1	0	0	0	0	2	0	6.75	14
3/1	WRIGHT STATE (W, 6-0)	-	0.2	0	0	0	2	1	0	5.79	18
3/11	WOFFORD (L, 3-4)	-	2.2	1	0	0	3	2	0	3.68	52

2021 - SOPHOMORE YEAR

Date	Opp (Res.)	DEC QS	IP	H	R	ER	BB	SO	HR	ERA	NP
2/20	PRESBYTERIAN (W, 6-1)	W	1.0	2	0	0	1	2	0	0.00	29
2/24	ALABAMA A&M (W, 33-0)	-	1.0	0	0	0	0	2	0	0.00	17

JACK OWEN'S CAREER APPEARANCES

*-Starter

2018 - FRESHMAN YEAR

Date	Opp (Res.)	DEC QS	IP	H	R	ER	BB	SO	HR	ERA	NP
2/17	LONGWOOD (W, 25-1)	-	1.0	1	1	1	2	1	0	9.00	29
3/3	BYU (W, 21-4)	-	3.0	2	0	0	0	1	0	2.25	33
3/13	GEORGIA TECH (W, 12-7)	-	3.0	2	0	0	1	5	0	1.29	45
3/20	*at Georgia Tech (L, 6-4)	L	3.1	9	6	6	2	3	1	6.10	56
3/27	*vs. Alabama (W, 5-2)	W	4.0	1	0	0	2	4	0	4.40	73
4/1	#24 MISSOURI (L, 5-0)	-	1.0	1	0	0	0	1	0	4.11	18
4/3	ALABAMA A&M (W, 19-5)	-	1.0	4	2	2	0	1	1	4.96	26
4/7	at #5 Arkansas (L, 13-2)	-	0.0	1	4	4	3	0	0	7.16	20
4/10	*at Samford (L 12-3)	L	1.0	5	4	4	0	0	1	8.83	23
4/24	*SAMFORD (W, 7-2)	W	5.1	6	2	2	0	5	0	7.54	77
5/8	*SOUTH ALABAMA (W, 10-4)	-	4.0	3	3	2	1	6	0	7.09	66
5/11	at #5 Ole Miss (L, 8-3)	-	1.0	1	0	0	0	1	0	6.83	10
5/15	*at Troy (L, 9-5)	-	4.1	5	1	1	2	6	0	6.19	93
5/22	*vs. Kentucky (W, 4-3 [11])	-	2.2	2	1	1	3	1	1	5.97	43

2019 - SOPHOMORE YEAR

Date	Opp (Res.)	DEC QS	IP	H	R	ER	BBSO	HR	ERA	NP	
2/17	GEORGIA SOUTHERN (W, 4-3)	W	4.2	4	0	0	2	4	0	0.00	67
2/23	at UCF (L, 1-6)	-	4.1	3	1	0	0	8	0	0.00	79
3/2	*CINCINNATI (W, 5-0)	W X	7.0	3	0	0	0	10	0	0.00	88
3/9	*UTSA (W, 5-0)	W X	9.0	4	0	0	0	7	0	0.00	98
3/16	*#21 TENNESSEE (W, 5-2)	-	4.0	2	1	1	0	4	1	0.31	55
4/20	#17 OLE MISS (W, 6-5)	-	2.1	0	0	0	1	1	0	0.29	29
4/27	at #4 Vanderbilt (L, 5-9)	-	2.1	3	1	1	1	3	0	0.53	43

5/3	*ALABAMA (W, 5-1)	W	5.0	5	1	1	2	0	0	0.70	63
5/10	* #7 GEORGIA (L, 2-11)	L	3.2	7	6	6	1	3	1	1.91	65
5/17	*at #20 LSU (L, 1-5)	L	7.0	8	4	4	1	6	0	2.37	97
5/23	*vs. #17 LSU (L, 3-4)	-	5.2	5	1	1	1	5	0	2.29	102
5/31	*vs. Coastal Carolina (W, 16-7)	-	3.2	6	2	2	1	4	1	2.45	86
6/8	*at #14 North Carolina (W, 11-7)	-	5.0	8	4	4	1	3	0	2.83	77
6/16	*vs. #6 Mississippi State (L, 4-5)	-	5.0	6	1	1	3	1	0	2.75	102

2020 - JUNIOR YEAR

Date	Opp (Res.)	DEC QS	IP	H	R	ER	BBSO	HR	ERA	NP	
2/15	*ILLINOIS-CHICAGO (W, 18-1)	W	5.0	3	1	1	3	8	1	1.80	71
2/22	*UCF (L, 3-7)	L	5.0	1	3	2	1	5	1	2.70	62
2/29	*WRIGHT STATE (W, 20-6)	W	5.0	9	4	3	0	6	1	3.60	91
3/7	*CHICAGO STATE (W, 16-2)	W X	6.0	4	2	2	1	6	0	3.43	74

CARSON SKIPPER'S CAREER APPEARANCES

*-Starter

2019 - FRESHMAN YEAR

Date	Opp (Res.)	DEC QS	IP	H	R	ER	BB	SO	HR	ERA	NP
2/15	GEORGIA SOUTHERN (W, 11-2)	-	3.0	3	0	0	1	1	0	0.00	48
2/19	*ALABAMA A&M (W, 10-1)	W	4.0	2	1	0	0	8	0	0.00	67
2/24	at UCF (W, 13-9)	W	2.0	3	3	3	3	1	1	3.00	58
3/2	*CINCINNATI (W, 9-5)	-	3.0	5	4	3	0	4	1	4.50	59
3/6	UT MARTIN (W, 2-0)	-	2.1	0	0	0	0	5	0	3.77	31
3/9	*UTSA (W, 8-3)	W	4.2	5	0	0	0	5	0	2.84	70
3/17	*#21 TENNESSEE (W, 5-3)	-	3.0	3	2	1	1	1	0	2.86	46
3/23	*at #4 Mississippi State (L, 2-15)	L	0.2	5	4	2	1	0	4	4.37	35
3/24	at #4 Mississippi State (L, 15-20)	-	0.1	2	3	3	1	0	1	5.48	9
3/30	*at South Carolina (W, 7-5)	-	1.0	4	3	3	2	1	0	6.38	43
4/5	#9 ARKANSAS (W, 6-3)	-	0.2	1	0	0	0	1	0	6.20	8
4/5	#9 ARKANSAS (L, 6-9)	L	3.0	3	5	5	3	3	2	7.16	78
4/9	JACKSONVILLE STATE (L, 6-11)	-	0.0	0	0	0	2	0	0	7.16	10
4/16	*at #16 Georgia Tech (L, 6-11)	-	2.1	1	1	1	4	3	0	6.82	53
4/23	at Jacksonville State (W, 14-2)	-	1.0	0	0	0	1	0	0	6.61	17
4/25	at #4 Vanderbilt (L, 6-12)	-	1.1	3	2	2	3	1	0	6.89	43
5/7	*UAB (L, 4-6)	L	2.1	5	4	4	0	3	0	7.46	48

2020 - SOPHOMORE YEAR

Date	Opp (Res.)	DEC QS	IP	H	R	ER	BBSO	HR	ERA	NP	
2/15	ILLINOIS-CHICAGO (W, 7-3)	-	1.0	0	0	0	0	2	0	0.00	16
2/19	OAKLAND (W, 17-1)	-	2.0	2	0	0	0	2	0	0.00	28
2/22	UCF (L, 3-7)	-	1.1	1	0	0	0	2	0	0.00	20
2/25	ALABAMA A&M (W, 10-0)	-	1.0	0	0	0	0	2	0	0.00	11
2/28	WRIGHT STATE (W, 7-2)	-	1.0	0	0	0	1	1	0	0.00	14
3/8	CHICAGO STATE (W, 9-0)	-	1.0	0	0	0	1	2	0	0.00	16
3/10	GEORGIA TECH (L, 2-6)	-	1.2	2	1	1	1	1	0	1.00	37

2021 - JUNIOR YEAR

Date	Opp (Res.)	DEC QS	IP	H	R	ER	BB	SO	HR	ERA	NP
2/20	PRESBYTERIAN (W, 6-1)	-	1.0	1	0	0	0	1	0	0.00	9
2/24	ALABAMA A&M (W, 33-0)	-	1.0	1	0	0	0	0	0	0.00	8

JACK SOKOL'S CAREER APPEARANCES

2021 - FRESHMAN YEAR

Date	Opp (Res.)	DEC QS	IP	H	R	ER	BB	SO	HR	ERA	NP
2/24	*ALABAMA A&M (W, 33-0)	W	4.0	1	0	0	3	6	0	0.00	52

CARSON SWILLING'S CAREER APPEARANCES

SUPERLATIVES AND MISCELLANEOUS NOTES

STARTS BY POSITION

STARTING PITCHER

Mason Barnett	1	1-0
Trace Bright	1	1-0
Richard Fitts	1	1-0
Cody Greenhill	1	1-0
Jack Sokol	1	1-0

CATCHER

Steven Williams	2	2-0
Nate LaRue	2	2-0
Ryan Dyal	1	1-0

FIRST BASE

Tyler Miller	2	2-0
Bryson Ware	2	2-0
J.S. Shenker	1	1-0

SECOND BASE

Brody Moore	3	3-0
Garrett Farquhar	2	2-0

THIRD BASE

Rankin Woley	3	3-0
Tyler Miller	2	2-0

SHORTSTOP

Ryan Bliss	3	3-0
Cole Foster	1	1-0
Brody Moore	1	1-0

LEFT FIELD

Judd Ward	5	5-0
-----------	---	-----

CENTER FIELD

Kason Howell	4	4-0
Josh Hall	1	1-0

RIGHT FIELD

Josh Hall	3	3-0
Bryson Ware	1	1-0
Steven Williams	1	1-0

DESIGNATED HITTER

Bryson Ware	2	2-0
Steven Williams	2	2-0
Cam Hill	1	1-0

2021 AUBURN & OPPONENT HIGHS

TEAM BATTING

	AUBURN	OPPONENT
Runs in a game	33, vs. AAMU (2/24)	3, PC (2/19)
Runs in an inning	14, vs. AAMU [4th] (2/24)	2, PC [5th] (2/19)
Most Hits in a game	27, vs. AAMU (2/24)	8, PC (2/20)
Fewest Hits in a game	8, vs. PC (2/21)	3, two times
Hits in an inning	8, vs. AAMU [8th] (2/24)	3, PC [7th] (2/21)
2B in a game	11, vs. AAMU (2/24)	1, four times
3B in a game	2, vs. AAMU (2/24)	--
HR in a game	3, vs. PC (2/20)	1, two times
SB in a game	2, two times	--
LOB in a game	11, two times	9, PC (2/20)
K in a game	7, two times	13, AAMU (2/24)
BB in a game	12, vs. AAMU (2/23)	4, PC (2/20)

TEAM PITCHING

	AUBURN	OPPONENT
K in a game	13, vs. AAMU (2/24)	7, two times
BB in a game	4, vs. PC (2/20)	12, AAMU (2/23)
Pitchers used	6, vs. AAMU (2/24)	7, AAMU (2/24)
Total Quality Starts	--	--

TEAM FIELDING

	AUBURN	OPPONENT
Errors in a game	2, vs. PC (2/21)	3, two times
DP turned in a game	2, vs. AAMU (2/24)	--

IND. BATTING

	AUBURN	OPPONENT
Hits in a game	4, two times	3, Wyandt [PC] (2/20)
Runs in a game	6, Ware vs. AAMU (2/24)	1, seven times
2B in a game	2, three times	1, four times
3B in a game	1, four times	--
HR in a game	1, nine times	1, two times
RBI in a game	7, Moore vs. AAMU (2/24)	2, Wyandt [PC] (2/19)
XBH in a game	2, six times	1, six times
SB in a game	2, vs. AAMU (2/23)	--
BB in a game	3, two times	2, Decker [PC] (2/21)
HBP in a game	1, eight times	1, two times
K in a game	3, Ware vs. PC (2/21)	3, two times
Hitting Streak	4, Hall/Moore	3, twice
Consec. G w/HR	--	--

IND. PITCHING

	AUBURN	OPPONENT
K by a starter	7, Bright vs. AAMU (2/23)	4, Duncan [PC] (2/21)
K by a reliever	3, Fuller vs. PC (2/21)	4, two times
BB by a starter	3, Sokol vs. AAMU (2/24)	4, Duncan [PC] (2/21)
BB by a reliever	1, three times	5, Stewart [AAMU] (2/23)
IP by a starter	5.0, two times	5.0, three times
IP by a reliever	2.2, Thomas vs. PC (2/21)	4.0, Veach [PC] (2/21)

MISCELLANEOUS

	AUBURN
Biggest comeback win	--
Biggest blown lead loss	--
Largest margin of victory	33, vs. AAMU (2/24)
Largest margin of defeat	--
Longest game, Time	3:14, vs. AAMU (2/24)
Longest game, Time (9 inn)	3:14, vs. AAMU (2/24)
Shortest game, Time (9 inn)	2:44, vs. PC (2/20)
Longest game, Innings	10, vs. PC (2/21)
Largest crowd, Home	850, five times
Largest crowd, Road	--
Largest crowd, Neutral	--

STARTS BY ORDER

LEADOFF

Judd Ward	5	5-0
-----------	---	-----

2ND SPOT

Ryan Bliss	3	3-0
Josh Hall	2	2-0

3RD SPOT

Bryson Ware	5	5-0
-------------	---	-----

CLEANUP

Rankin Woley	3	3-0
Steven Williams	2	2-0

5TH SPOT

Tyler Miller	2	2-0
Brody Moore	2	2-0
Steven Williams	1	1-0

6TH SPOT

Steven Williams	2	2-0
Cam Hill	1	1-0
Kason Howell	1	1-0
Tyler Miller	1	-0

7TH SPOT

Kason Howell	3	3-0
Tyler Miller	1	1-0
J.S. Shenker	1	1-0

8TH SPOT

Josh Hall	2	2-0
Nate LaRue	2	2-0
Ryan Dyal	1	1-0

9TH SPOT

Garrett Farquhar	2	2-0
Brody Moore	2	2-0
Cole Foster	1	1-0

PITCHING NOTES

2020 BULLPEN BY NUMBERS

Total App.....	16
Saves/Opp.....	0/0
IR/IRS.....	1/0
BA Against.....	.228
ERA.....	0.41

2021 Auburn Baseball
Team Game-by-Game for Auburn (as of Feb 25, 2021)
Pitching (All games)

SAVES/OPP

INHERITED RUNNERS/SCORED

Seb Thomas.....	1/0
-----------------	-----

1ST BATTER FACED/RETIRED

Trace Bright.....	1/0
Blake Burkhalter.....	2/2
Brooks Fuller.....	2/2
Peyton Glavine.....	1/0
Joseph Gonzalez.....	2/1
Cam Hill.....	1/1
Hayden Mullins.....	2/1
Carson Skipper.....	2/1
Carson Swilling.....	2/1
Seb Thomas.....	3/2

RELIEF ERA

Trace Bright.....	0.00
Blake Burkhalter.....	0.00
Peyton Glavine.....	0.00
Joseph Gonzalez.....	0.00
Cam Hill.....	0.00
Hayden Mullins.....	0.00
Carson Skipper.....	0.00
Carson Swilling.....	0.00
Seb Thomas.....	0.00
Brooks Fuller.....	2.70

BP SCORELESS IP (current/long)

Mason Barnett.....	7.0	7.0
Blake Burkhalter.....	4.1	4.1
Richard Fitts.....	--	11.1
Brooks Fuller.....	--	5.1
Peyton Glavine.....	2.0	4.1
Joseph Gonzalez.....	2.0	2.0
Cody Greenhill.....	14.0	14.0
Cam Hill.....	1.0	1.0
Hayden Mullins.....	6.2	6.2
Jack Owen.....	1.2	7.1
Carson Skipper.....	2.0	9.0
Carson Swilling.....	2.0	2.0
Seb Thomas.....	9.2	9.2
Garrett Wade.....	7.1	7.1

Date	Opponent	ip	h	r	er	bb	so	2b	3b	hr	wp	bk	hbp	dp	ibb	score	w-l	sv	era
Feb 19	PRESBYTERIAN	9.0	7	3	2	1	12	1	0	1	1	0	0	0	0	14-3	1-0	0	2.00
Feb 20	PRESBYTERIAN	9.0	8	1	1	4	11	0	0	1	0	0	0	1	1	6-1	2-0	0	1.50
Feb 21	PRESBYTERIAN	10.0	7	1	1	3	10	1	0	0	0	0	1	1	0	2-1	3-0	0	1.29
Feb 23	ALABAMA A&M	7.0	3	2	1	0	10	1	0	0	0	0	0	1	0	18-2	4-0	0	1.29
Feb 24	ALABAMA A&M	9.0	3	0	0	3	13	1	0	0	0	0	1	2	0	33-0	5-0	0	1.02
Totals		44.0	28	7	5	11	56	4	0	2	1	0	2	5	0	73-7	5-0	0	1.02

AUBURN STARTING PITCHER BREAKDOWN

Starter	GS	Quality Starts	Run Support	RS/Start	Auburn Record
M. Barnett	1	0	0	0.0	1-0
T. Bright	1	0	16	16.0	1-0
R. Fitts	1	0	1	1.0	1-0
C. Greenhill	1	0	6	6.0	1-0
J. Sokol	1	0	19	19.0	1-0

Auburn Overall Rankings

Category	Rank	No.
ERA	3rd	1.02
Opp BA	7th	.185
Hits Allowed	8th	28
Walks	4th	11
Strikeouts	T-3rd	56

Auburn SEC-Only Rankings

Category	Rank	No.
ERA	--	--
Opp BA	--	--
Hits Allowed	--	--
Walks	--	--
Strikeouts	--	--

AUBURN PITCHING BREAKDOWN

	W-L	ERA	IP	H	R	ER	BB	K	HR	AVG	W-L	ERA	IP	H	R	ER	BB	K	HR	AVG	
STARTERS	3-0	1.64	22.0	10	6	4	8	29	2	.139	HOME	5-0	1.02	44.0	28	7	5	11	56	2	.185
RELIEVERS	2-0	0.41	22.0	18	1	1	3	27	0	.228	ROAD	-	-	-	-	-	-	-	-	-	-
TOTALS	5-0	1.02	44.0	28	7	5	11	56	2	.185	NEUT.	-	-	-	-	-	-	-	-	-	-

HITTING NOTES

2021 MULTI-HIT GAMES

	2	3	4	5+	Total
Josh Hall	3	1	-	-	4
Bryson Ware	1	2	-	-	3
Ryan Bliss	2	-	-	-	2
Garrett Farquhar	1	1	-	-	2
Brody Moore	1	-	1	-	2
Judd Ward	1	-	1	-	2
Brayton Brown	1	-	-	-	1
Cole Foster	1	-	-	-	1
Nate LaRue	1	-	-	-	1
Cam Hill	-	1	-	-	1
Kason Howell	1	-	-	-	1
Tyler Miller	-	1	-	-	1
Steven Williams	1	-	-	-	1

CAREER MULTI-HIT GAMES

	2	3	4	5+	Total
Steven Williams	25	8	4	-	37
Ryan Bliss	26	6	1	-	33
Judd Ward	21	8	3	-	32
Rankin Woley	21	6	1	-	28
Kason Howell	17	3	-	-	20
Brody Moore	7	2	1	-	10
Garrett Farquhar	4	1	-	-	5
Josh Hall	3	1	-	-	4
Bryson Ware	1	2	-	-	3
Brayton Brown	1	-	-	-	1
Johnny Ceccoli	1	-	-	-	1
Cole Foster	1	-	-	-	1
Cam Hill	-	1	-	-	1
Nate LaRue	1	-	-	-	1
Tyler Miller	-	1	-	-	1
J.S. Shenker	1	-	-	-	1

2021 MULTI-RBI GAMES

	2	3	4	5+	Total
Judd Ward	3	-	-	-	3
Bryson Ware	1	-	2	-	3
Cam Hill	-	2	-	-	2
Brayton Brown	1	-	-	-	1
Josh Hall	-	1	-	-	1
Kason Howell	-	1	-	-	1
Nate LaRue	1	-	-	-	1
Tyler Miller	-	-	1	-	1
Brody Moore	-	-	-	1	1
Bobby Peirce	1	-	-	-	1
Rankin Woley	-	-	1	-	1
Steven Williams	-	-	1	-	1

CAREER MULTI-RBI GAMES

	2	3	4	5+	Total
Steven Williams	14	9	3	2	28
Rankin Woley	13	5	3	-	21
Judd Ward	11	3	1	1	16
Ryan Bliss	9	2	4	-	15
Kason Howell	1	3	-	-	4
Brody Moore	3	-	-	1	4
Johnny Ceccoli	2	-	-	-	2
Garrett Farquhar	1	-	1	-	2
J.S. Shenker	2	-	-	-	2
Bryson Ware	1	-	2	-	3
Cam Hill	-	2	-	-	2
Tyler Miller	1	-	1	-	2
Brayton Brown	1	-	-	-	1
Josh Hall	-	1	-	-	1
Nate LaRue	1	-	-	-	1
Bobby Peirce	1	-	-	-	1

CAREER STARTS

	Career	Consec.
Steven Williams	146	10
Judd Ward	109	76
Ryan Bliss	87	-
Rankin Woley	85	-
Kason Howell	77	1
Brody Moore	22	3
Garrett Farquhar	12	1
Tyler Miller	13	3
Brayton Brown	7	-
J.S. Shenker	7	-
Nate LaRue	5	1
Bryson Ware	5	5
Josh Hall	4	3
Johnny Ceccoli	2	-
Ryan Dyal	1	1
Cam Hill	1	-
Cole Foster	1	-

TEAM NOTES

Auburn Overall SEC Rankings			Auburn SEC-Only Rankings		
Category	Rank	No.	Category	Rank	No.
Avg.	1st	.398	Avg.	--	--
Hits	1st	74	Hits	--	--
2B	1st	18	2B	--	--
HR	T-2nd	9	HR	--	--
BB	1st	35	BB	--	--

2021 AUBURN HOME RUNS

No.	Player (#)	Opponent (Date)	On	Outs	Inn.	Pitcher
1	Judd Ward (1)	Presbyterian (2/19)	1	2	2	Miles (R)
2	Rankin Woley (1)	Presbyterian (2/19)	2	2	7	Rorabeck (R)
3	Bryson Ware (1)	Presbyterian (2/20)	0	2	1	McDaniel (L)
4	Nate LaRue (1)	Presbyterian (2/20)	0	0	7	Flood (R)
5	Ryan Bliss (1)	Presbyterian (2/20)	0	2	7	Flood (R)
6	Judd Ward (2)	Alabama A&M (2/23)	0	0	1	Febus (R)
7	Bryson Ware (2)	Alabama A&M (2/23)	1	0	1	Febus (R)
8	Brayton Brown (1)	Alabama A&M (2/23)	0	0	5	Torres (R)
9	Tyler Miller (1)	Alabama A&M (2/24)	1	2	4	Baker (R)

AUBURN CAREER HOME RUN BREAKDOWN

	1R	2R	3R	GS	Career	Home	Road	Last
Bliss	5	--	1	--	6	4	2	2/20/21
Brown	2	--	--	--	2	2	--	2/23/21
Ceccoli	1	--	--	--	1	1	--	2/19/20
LaRue	1	--	--	--	1	1	--	2/20/21
Miller	--	1	--	--	1	1	--	2/24/21
Ward	4	2	3	0	9	6	3	2/23/21
Ware	1	1	--	--	2	2	--	2/23/21
Williams	7	7	8	1	23	12	11	3/7/20
Woley	3	1	2	--	6	3	3	2/19/21

HITTING STREAKS

	Current	'21	Career
Ryan Bliss	4	3	10
Brayton Brown	2	2	3
Johnny Ceccoli	-	-	2
Garrett Farquhar	1	1	3
Cole Foster	2	2	2
Josh Hall	4	4	4
Cam Hill	2	2	2
Kason Howell	1	1	6
Nate LaRue	-	2	2
Tyler Miller	3	3	4
Brody Moore	4	4	8
Bobby Peirce	1	1	1
J.S. Shenker	-	1	4
Judd Ward	1	2	7
Bryson Ware	2	2	2
Steven Williams	1	3	6
Rankin Woley	1	1	10

REACHED BASE STREAKS

	Current	'21	Career
Ryan Bliss	13	3	13
Brayton Brown	2	2	4
Johnny Ceccoli	-	3	3
Ryan Dyal	2	2	2
Garrett Farquhar	2	2	4
Cole Foster	2	2	2
Josh Hall	4	4	4
Cam Hill	2	2	2
Kason Howell	1	2	17
Nate LaRue	-	2	2
Tyler Miller	6	4	4
Brody Moore	4	4	10
Bobby Peirce	1	1	1
J.S. Shenker	1	1	11
Judd Ward	3	3	18
Bryson Ware	5	5	5
Steven Williams	6	5	25
Rankin Woley	1	1	17

BUNT HITS

Player	No.
Josh Hall.....	2
Judd Ward.....	2
TOTAL	4

SAC BUNTS

Player	No.
Garrett Farquhar.....	1
TOTAL	1

SAC FLIES

Player	No.
Judd Ward.....	2
Josh Hall.....	1
Cam Hill.....	1
Tyler Miller.....	1
Brody Moore.....	1
Steven Williams.....	1
TOTAL	7

OUTFIELD ASSISTS

Player	No.
Kason Howell.....	1
Judd Ward.....	1
TOTAL	2

PINCH HITS

Player	No.
Cam Hill.....	1
Bobby Peirce.....	1
TOTAL	2

AUBURN 2020 GAME-BY-GAME STARTING LINEUPS

DATE	OPP	1	2	3	4	5	6	7	8	9	SP
2/19	Presbyterian	Ward	Bliss	Ware	Woley	Miller	Williams	Howell	Hall	Moore	Greenhill
2/20	Presbyterian	Ward	Bliss	Ware	Woley	Williams	Howell	Shenker	LaRue	Farquhar	Fitts
2/21	Presbyterian	Ward	Bliss	Ware	Woley	Miller	Williams	Howell	Hall	Moore	Barnett
2/23	Alabama A&M	Ward	Hall	Ware	Williams	Moore	Hill	Miller	LaRue	Foster	Bright
2/24	Alabama A&M	Ward	Hall	Ware	Williams	Moore	Miller	Howell	Dyal	Farquhar	Sokol
2/26	vs. Oklahoma										
2/27	vs. Baylor										
2/28	vs. Texas A&M										
3/2	Jacksonville State										
3/5	Xavier										
3/6	Xavier (Game 1)										
3/6	Xavier (Game 2)										
3/7	Xavier										
3/9	at UAB										
3/12	Little Rock										
3/13	Little Rock										
3/14	Little Rock										
3/16	Lipscomb										
3/19	at Ole Miss*										
3/20	at Ole Miss*										
3/21	at Ole Miss*										
3/23	vs. South Alabama										
3/26	Kentucky*										
3/27	Kentucky*										
3/28	Kentucky*										
4/1	at Arkansas*										
4/2	at Arkansas*										
4/3	at Arkansas*										
4/6	Kennesaw State										
4/9	Mississippi State*										
4/10	Mississippi State*										
4/11	Mississippi State*										
4/13	at Georgia Tech										
4/16	at Alabama*										
4/17	at Alabama*										
4/18	at Alabama*										
4/20	Samford										
4/23	Florida*										
4/24	Florida*										
4/25	Florida*										
4/30	at Georgia*										
5/1	at Georgia*										
5/2	at Georgia*										
5/4	UAB										
5/7	LSU*										
5/8	LSU*										
5/9	LSU*										
5/11	at Samford										
5/14	Texas A&M*										
5/15	Texas A&M*										
5/16	Texas A&M*										
5/18	North Alabama										
5/20	at Missouri*										
5/21	at Missouri*										
5/22	at Missouri*										

* - SEC Game

AUBURN 2020 GAME-BY-GAME STARTERS

DATE	OPP	SP	C	1B	2B	3B	SS	LF	CF	RF	DH
2/19	Presbyterian	Greenhill	Williams	Miller	Moore	Woley	Bliss	Ward	Howell	Hall	Ware
2/20	Presbyterian	Fitts	LaRue	Shenker	Farquhar	Woley	Bliss	Ward	Howell	Ware	Williams
2/21	Presbyterian	Barnett	Williams	Miller	Moore	Woley	Bliss	Ward	Howell	Hall	Ware
2/23	Alabama A&M	Bright	LaRue	Ware	Moore	Miller	Foster	Ward	Hall	Williams	Hill
2/24	Alabama A&M	Sokol	Dyal	Ware	Farquhar	Miller	Moore	Ward	Howell	Hall	Williams
2/26	vs. Oklahoma										
2/27	vs. Baylor										
2/28	vs. Texas A&M										
3/2	Jacksonville State										
3/5	Xavier										
3/6	Xavier (Game 1)										
3/6	Xavier (Game 2)										
3/7	Xavier										
3/9	at UAB										
3/12	Little Rock										
3/13	Little Rock										
3/14	Little Rock										
3/16	Lipscomb										
3/19	at Ole Miss*										
3/20	at Ole Miss*										
3/21	at Ole Miss*										
3/23	vs. South Alabama										
3/26	Kentucky*										
3/27	Kentucky*										
3/28	Kentucky*										
4/1	at Arkansas*										
4/2	at Arkansas*										
4/3	at Arkansas*										
4/6	Kennesaw State										
4/9	Mississippi State*										
4/10	Mississippi State*										
4/11	Mississippi State*										
4/13	at Georgia Tech										
4/16	at Alabama*										
4/17	at Alabama*										
4/18	at Alabama*										
4/20	Samford										
4/23	Florida*										
4/24	Florida*										
4/25	Florida*										
4/30	at Georgia*										
5/1	at Georgia*										
5/2	at Georgia*										
5/4	UAB										
5/7	LSU*										
5/8	LSU*										
5/9	LSU*										
5/11	at Samford										
5/14	Texas A&M*										
5/15	Texas A&M*										
5/16	Texas A&M*										
5/18	North Alabama										
5/20	at Missouri*										
5/21	at Missouri*										
5/22	at Missouri*										

* - SEC Game

OVERALL STATS



**2021 Auburn Baseball
Overall Statistics for Auburn (as of Feb 24, 2021)
(All games Sorted by Batting avg)**



Record: 5-0 Home: 5-0 Away: 0-0 SEC: 0-0

Player	avg	gp-gs	ab	r	h	2b	3b	hr	rbi	tb	slg%	bb	hp	so	gdp	ob%	sf	sh	sb-att	po	a	e	fld%	
2 Hall, Josh	.692	5-4	13	6	9	1	2	0	6	14	1.077	0	0	1	0	.643	1	0	3-4	10	0	1	.909	
19 Moore, Brody	.500	4-4	16	7	8	2	0	0	9	10	.625	2	0	1	0	.526	1	0	0-0	5	5	0	1.000	
47 Farquhar, Garrett	.500	5-2	10	5	5	2	0	0	1	7	.700	1	1	2	0	.583	0	1	1-1	6	5	1	.917	
9 Bliss, Ryan	.500	3-3	10	3	5	1	0	1	2	9	.900	1	0	3	0	.545	0	0	0-0	0	4	0	1.000	
8 Ware, Bryson	.429	5-5	21	12	9	2	1	2	11	19	.905	5	1	6	0	.556	0	0	2-3	13	1	0	1.000	
1 Ward, Judd	.412	5-5	17	9	7	1	0	2	6	14	.824	4	0	2	0	.478	2	0	0-0	5	1	0	1.000	
41 Williams, Steven	.357	5-5	14	5	5	2	0	0	5	7	.500	5	1	1	0	.524	1	0	0-0	18	5	0	1.000	
10 Miller, Tyler	.333	4-4	15	4	5	0	0	1	7	8	.533	2	0	0	0	.389	1	0	0-0	13	2	0	1.000	
6 Peirce, Bobby	.250	4-0	8	3	2	1	0	0	3	3	.375	1	1	2	0	.400	0	0	0-0	0	0	0	.000	
5 Howell, Kason	.200	5-4	15	3	3	1	0	0	3	4	.267	4	2	1	0	.429	0	0	2-2	7	1	0	1.000	
4 Woley, Rankin	.167	3-3	12	2	2	1	0	1	4	6	.500	2	0	3	0	.286	0	0	0-0	4	8	1	.923	

16 Hill, Cam	.667	2-1	6	2	4	1	1	0	6	7	1.167	1	0	1	0	.625	1	0	0-0	0	0	0	.000	
7 Foster, Cole	.600	3-1	5	4	3	1	0	0	1	4	.800	2	1	1	0	.750	0	0	0-0	2	4	1	.857	
3 Brown, Brayton	.600	3-0	5	3	3	1	0	1	3	7	1.400	1	0	2	0	.667	0	0	0-0	1	0	0	1.000	
28 LaRue, Nate	.429	4-2	7	3	3	1	0	1	2	7	1.000	2	0	1	0	.556	0	0	0-0	25	2	0	1.000	
34 Shenker, John Sam	.143	3-1	7	1	1	0	0	0	1	1	.143	0	1	4	0	.250	0	0	0-0	10	0	0	1.000	
17 Dyal, Ryan	.000	2-1	5	1	0	0	0	0	0	0	.000	2	0	0	0	.286	0	0	0-0	13	1	0	1.000	
Totals	.398	5	186	73	74	18	4	9	70	127	.683	35	8	31	0	.496	7	1	8-10	132	43	5	.972	
Opponents	.185	5	151	7	28	4	0	2	4	38	.252	11	2	56	5	.250	0	0	0-4	118	28	8	.948	

LOB - Team (46), Opp (25). DPs turned - Team (5). IBB - Team (1), Williams, S. 1.

(All games Sorted by Earned run avg)

Player	era	w-l	app	gs	cg	sho	sv	ip	h	r	er	bb	so	2b	3b	hr	b/avg	wp	hp	bk	sfa	sha		
27 Thomas, Seb	0.00	0-0	3	0	0	0/1	0	4.2	3	0	0	0	4	0	0	0	.214	0	0	0	0	0		
36 Sokol, Jack	0.00	1-0	1	1	0	0/1	0	4.0	1	0	0	3	6	1	0	0	.091	0	0	0	0	0		
18 Barnett, Mason	0.00	0-0	1	1	0	0/0	0	4.0	3	0	0	2	4	1	0	0	.214	0	1	0	0	0		
43 Fitts, Richard	1.80	0-0	1	1	0	0/0	0	5.0	1	1	1	2	6	0	0	1	.067	0	0	0	0	0		
21 Bright, Trace	1.80	1-0	2	1	0	0/0	0	5.0	4	2	1	0	9	1	0	0	.211	0	0	0	0	0		
20 Greenhill, Cody	3.60	1-0	1	1	0	0/0	0	5.0	3	3	2	1	6	1	0	1	.167	1	0	0	0	0		

29 Skipper, Carson	0.00	0-0	2	0	0	0/1	0	2.0	2	0	0	0	1	0	0	0	.286	0	0	0	0	0		
40 Burkhalter, Blake	0.00	0-0	2	0	0	0/1	0	2.0	2	0	0	1	3	0	0	0	.250	0	1	0	0	0		
26 Mullins, Hayden	0.00	1-0	2	0	0	0/1	0	2.0	2	0	0	1	4	0	0	0	.250	0	0	0	0	0		
32 Swilling, Carson	0.00	0-0	2	0	0	0/0	0	2.0	0	0	0	0	3	0	0	0	.000	0	0	0	0	0		
45 Gonzalez, Joseph	0.00	0-0	2	0	0	0/1	0	2.0	2	0	0	0	3	0	0	0	.286	0	0	0	0	0		
23 Glavine, Peyton	0.00	0-0	1	0	0	0/0	0	2.0	1	0	0	0	1	0	0	0	.167	0	0	0	0	0		
16 Hill, Cam	0.00	1-0	1	0	0	0/0	0	1.0	0	0	0	0	2	0	0	0	.000	0	0	0	0	0		
14 Fuller, Brooks	2.70	0-0	2	0	0	0/0	0	3.1	4	1	1	1	4	0	0	0	.286	0	0	0	0	0		
Totals	1.02	5-0	5	5	0	1/1	0	44.0	28	7	5	11	56	4	0	2	.185	1	2	0	0	0		
Opponents	14.87	0-5	5	5	0	0/0	0	39.1	74	73	65	35	31	18	4	9	.398	5	8	1	7	1		

SBA/ATT - Barnett, M. (0-2), Williams, S. (0-2), LaRue, N. (0-1), Fitts, R. (0-1), Dyal, R. (0-1), Sokol, J. (0-1).

GAMES SUMMARY



**2021 Auburn Baseball
Games Summary for Auburn (as of Feb 25, 2021)
(All games)**



Score by innings	1	2	3	4	5	6	7	8	9	EX	Total
Auburn	11	7	5	19	5	12	10	3	0	1	73
Opponents	2	0	0	1	3	0	1	0	0	0	7

Record when ...

Overall	5-0	After 6 leading	5-0
Conference	0-0 trailing	0-0
Non-Conference	5-0 tied	0-0
Home games	5-0	After 7 leading	3-0
Away games	0-0 trailing	0-0
Neutral site	0-0 tied	1-0
Day games	5-0	After 8 leading	3-0
Night games	0-0 trailing	0-0
vs Left starter	1-0 tied	1-0
vs Right starter	4-0		
1-Run games	1-0	Hit 0 home runs	1-0
2-Run games	0-0	... 1 home run	1-0
5+Run games	4-0	... 2+ home runs	3-0
Extra innings	1-0		
Shutouts	1-0	Opponent 0 home runs	3-0
	 1 home run	2-0
Scoring 0-2 runs	1-0 2+ HRs	0-0
..... 3-5 runs	0-0		
..... 6-9 runs	1-0	Made 0 errors	2-0
..... 10+ runs	3-0 1 error	1-0
	 2+ errors	2-0
Opponent 0-2 runs	4-0		
..... 3-5 runs	1-0	Opp. made 0 errors	1-0
..... 6-9 runs	0-0 1 error	2-0
..... 10+ runs	0-0 2+ errors	2-0
Scored in 1st inning	2-0	Out-hit opponent	5-0
Opp. scored in 1st	1-0	Out-hit by opponent	0-0
Scores first	4-0	Hits are tied	0-0
Opp. scores first	1-0		

Record when team scores:

Runs	0	1	2	3	4	5	6	7	8	9	10+
W-L	0-0	0-0	1-0	0-0	0-0	0-0	1-0	0-0	0-0	0-0	3-0

Record when opponent scores:

Runs	0	1	2	3	4	5	6	7	8	9	10+
W-L	1-0	2-0	1-0	1-0	0-0	0-0	0-0	0-0	0-0	0-0	0-0

Record when leading after:

Inn.	1	2	3	4	5	6	7	8
W-L	2-0	3-0	4-0	4-0	3-0	5-0	3-0	3-0

Record when trailing after:

Inn.	1	2	3	4	5	6	7	8
W-L	0-0	0-0	0-0	0-0	0-0	0-0	0-0	0-0

Record when tied after:

Inn.	1	2	3	4	5	6	7	8
W-L	3-0	2-0	1-0	1-0	2-0	0-0	1-0	1-0

Current winning streak: 5
 Longest winning streak: 5
 Longest losing streak: 0

Home attendance : 4250 (5 dates avg = 850)
 Away attendance : 0 (0 dates avg = 0)
 Total attendance: 4250 (5 dates avg = 850)

TV/RADIO ROSTER




1 JUDD WARD



2 JOSH HALL



3 BRAYTON BROWN



4 RANKIN WOLEY



5 KASON HOWELL



6 BOBBY PEIRCE



7 COLE FOSTER



8 BRYSON WARE



9 RYAN BLISS



10 TYLER MILLER



11 KADE SNELL



12 CARTER FREDERICK



13 BEN SCHORR




14 BROOKS FULLER



16 CAM HILL



17 RYAN DYAL



18 MASON BARNETT



19 BRODY MOORE



20 CODY GREENHILL



21 TRACE BRIGHT



22 GARRETT WADE




23 PEYTON GLAVINE



24 PEYTON SYBRANDT



25 JOHNNY CECCOLI



26 HAYDEN MULLINS



27 SEB THOMAS



28 NATE LARUE



29 CARSON SKIPPER



32 CARSON SWILLING



33 WILL MORRISON



34 JOHN SAMUEL SHENKER



36 JACK SOKOL



40 BLAKE BURKHALTER




41 STEVEN WILLIAMS



43 RICHARD FITTS



44 JACK OWEN



45 JOSEPH GONZALEZ



47 GARRETT FARQUHAR



30 BUTCH THOMPSON



35 KARL NONEMAKER



39 GABE GROSS



15 TIM HUDSON