



2023 AUBURN BASEBALL

AUBURN ATHLETICS COMMUNICATIONS: 392 SOUTH DONAHUE DRIVE || AUBURN, AL 36849 || AUBURNTIGERS.COM || @AUBURN_BASEBALL

2023 SCHEDULE

Day	Date	Opponent	Time/Result
FRI	FEB. 17	INDIANA	W, 8-4
SAT	FEB. 18	INDIANA	W, 6-1
SUN	FEB. 19	INDIANA	L, 2-11
Tue	Feb. 21	vs. North Alabama	W, 13-1 (7)
FRI	FEB. 24	USC	W, 5-3
SAT	FEB. 25	USC	W, 12-6
SUN	FEB. 26	USC	T, 12-12
WED	MAR. 1	FLORIDA A&M	W, 18-8 (7)
FRI	MAR. 3	LIPSCOMB	W, 7-3
SAT	MAR. 4	LIPSCOMB	W, 12-11
SUN	MAR. 5	LIPSCOMB	W, 4-3
TUE	MAR. 7	UAB	W, 4-1
Wed	Mar. 8	at Jacksonville State	W, 6-3
FRI	MAR. 10	SOUTHEASTERN	W, 7-1
SAT	MAR. 11	SOUTHEASTERN	L, 3-8
SAT	MAR. 11	SOUTHEASTERN	L, 7-8
TUE	MAR. 14	GEORGIA TECH	W, 12-11 (12)
Fri	Mar. 17	at #3 Arkansas*	L, 2-7
Sat	Mar. 18	at #3 Arkansas*	L, 3-9
Sun	Mar. 19	at #3 Arkansas*	L, 0-5
Tue	Mar. 21	vs. South Alabama	W, 6-5
THU	MAR. 23	GEORGIA*	W, 7-6 (11)
FRI	MAR. 24	GEORGIA*	W, 6-3
SAT	MAR. 25	GEORGIA*	L, 7-24
TUE	MAR. 28	NORTH ALABAMA	W, 14-1 (7)
Fri	Mar. 31	at #2 Florida*	W, 10-1
Sat	Apr. 1	at #2 Florida*	L, 5-12
Sun	Apr. 2	at #2 Florida*	L, 8-17
Tue	Apr. 4	at UAB	L, 5-6
THU	APR. 6	TEXAS A&M*	L, 5-9
FRI	APR. 7	TEXAS A&M*	W, 10-9
FRI	APR. 7	TEXAS A&M*	L, 6-12
Tue	Apr. 11	at Georgia Tech	L, 8-12 (10)
Fri	Apr. 14	at Alabama*	W, 8-4
Sat	Apr. 15	at Alabama*	L, 2-4
Sun	Apr. 16	at Alabama*	L, 1-6
TUE	APR. 18	SAMFORD	W, 13-3 (8)
FRI	APR. 21	MISSISSIPPI STATE*	W, 2-1
SAT	APR. 22	MISSISSIPPI STATE*	L, 10-11
SUN	APR. 23	MISSISSIPPI STATE*	W, 12-11
TUE	APR. 25	TROY	L, 7-8
Fri	Apr. 28	at #2 South Carolina*	W, 8-3
Sat	Apr. 29	at #2 South Carolina*	W, 9-5
Sun	Apr. 30	at #2 South Carolina*	L, 7-8
FRI	MAY 5	#1 LSU*	6 PM
SAT	MAY 6	#1 LSU*	8 PM
SUN	MAY 7	#1 LSU*	1 PM
Tue	May 9	at Samford	6 pm
Thu	May 11	at Ole Miss*	7 pm
Fri	May 12	at Ole Miss*	6:30 pm
Sat	May 13	at Ole Miss*	2 pm
TUE	MAY 16	JACKSONVILLE STATE	6 PM
THU	MAY 18	MISSOURI*	6 PM
FRI	MAY 19	MISSOURI*	6 PM
SAT	MAY 20	MISSOURI*	2 PM

POSTSEASON

May 23-28	SEC Tournament	TBA
June 2-5	NCAA Regionals	TBA
June 9-12	NCAA Super Regionals	TBA
June 16-26	College World Series	TBA

Home games in **BOLD CAPS**

All home games at Plainsman Park | All times central

* SEC game



GAMES 45-47

AUBURN, ALA. (Samford Stadium-Hitchcock Field at Plainsman Park)



AUBURN TIGERS (25-18-1, 9-12 SEC)

Head Coach: Butch Thompson (Birmingham-Southern, 1992)

Career Record: 286-203-1 (9th season) | Record at Auburn: 247-182-1 (8th season)

VS.



#1 LSU TIGERS (36-8, 15-5 SEC)

Head Coach: Jay Johnson (Point Loma Nazarene, 2001)

Career Record: 393-202 (14th season) | Record at LSU: 76-30 (2nd season)

» QUICK HITTERS

- This weekend marks Auburn's fourth SEC series against a top-three team in the country, including its second straight and its first at home.
- Auburn is one of two teams in the SEC with six players who have made 25 or more starts hitting .300 or better - Peirce (.373), Irish (.370), Ware (.347), Foster (.327), Stanfield (.311), McMurray (.306).
- The Tigers have homered 17 times in the last six SEC games.
- The team's 10 home runs at South Carolina were the most in a SEC series since 2010.
- Bobby Peirce led the SEC with 32 hits in April and ranked third with a .421 average for the month.
- Cooper McMurray has seven home runs and 16 RBI in the last eight games.
- Tommy Vail and Christian Herberholz have both made three straight SEC starts.
- The duo has turned in a 1.52 ERA with 35 strikeouts in 29.2 innings during the span.
- Auburn is 77-110 all-time against LSU, including 42-45 against the Tigers at Plainsman Park.
- Last year's series win in Baton Rouge was the program's first road series win vs. LSU since 2011.

PITCHING MATCHUP

AUBURN		LSU	
FRI	SO RHP Chase Allsup (0-0, 7.62)	vs.	JR RHP Paul Skenes (8-1, 1.93)
SAT	GR LHP Tommy Vail (4-1, 3.80)	vs.	JR RHP Ty Floyd (6-0, 4.68)
SUN	R-JR RHP Christian Herberholz (0-3, 4.69)	vs.	JR RHP Christian Little (2-1, 4.50)

GAME INFO

Date: Friday-Sunday, May 5-7, 2023
Game Time: 6 p.m. / 8 p.m. / 1 p.m. CT
Site: Auburn, Ala. / Plainsman Park (4,096)
TV: SEC Network+ (Fri/Sun), SEC Network (Sat)
Talent (SECN): Tom Hart (pxp), Gregg Olson (color)
Radio: 93.9 FM | AuburnTigers.com
Talent: Andy Burcham, Brad Law
Live Stats: StatBroadcast.com
Twitter Updates: @AuburnBaseball
Postgame Recap: AuburnTigers.com
Series History: Auburn trails, 77-110
Auburn: Auburn trails, 42-45
Baton Rouge: Auburn trails, 31-56
Neutral: Auburn trails, 4-9
Last Meeting: Auburn 6, LSU 4 (4/2/22)
Streak: W1

AUBURN

25-18-1, 9-12 SEC

Team Leaders

Batting Average: R-SR OF **Bobby Peirce** (.373)
Runs: SR IF **Bryson Ware** (46)
2B: Two tied (19)
HR: SR IF **Bryson Ware** (18)
RBI: SR IF **Bryson Ware** (52)
Stolen Bases: GR OF **Justin Kirby** (6-6)

LSU

36-8, 15-5 SEC

Team Leaders

Batting Average: JR OF **Dylan Crews** (.486)
Runs: JR OF **Dylan Crews** (73)
2B: SO IF **Tommy White** (14)
HR: SO IF **Tommy White** (16)
RBI: SO IF **Tommy White** (73)
Stolen Bases: JR IF **Jordan Thompson** (4-6)

POTENTIAL STARTING LINEUP

Pos.	#	Player	AVG	AB	R	H	2B	3B	HR	RBI	SB-SBA	BB
C	24	Nate LaRue	.162	99	11	16	1	0	3	9	4-6	13
1B	26	Cooper McMurray	.306	85	25	26	4	0	12	36	0-0	31
2B	1	Caden Green	.214	112	20	24	4	0	2	13	2-3	17
3B	8	Bryson Ware	.347	170	46	59	9	1	18	52	4-6	18
SS	7	Cole Foster	.327	165	41	54	11	0	7	35	3-5	23
LF	3	Chris Stanfield	.311	103	21	32	5	2	2	16	5-5	11
CF	5	Kason Howell	.263	167	32	44	19	1	4	27	5-5	16
RF	27	Bobby Peirce	.373	126	33	47	7	2	5	22	2-2	9
DH	18	Ike Irish	.370	181	36	67	19	1	3	39	2-2	20

AUBURN'S RECORD WHEN...

	2023	Under Thompson
Overall	25-18-1	247-182-1
SEC	9-12	88-112
Non-Conference	16-6-1	138-53-1
Postseason	0-0	21-17
Home	18-8-1	164-80-1
Away	5-10	57-79
Neutral	2-0	22-20
Current streak	L1	L1
Last 5 games	3-2	3-2
Last 10 games	5-5	5-5

Situational:

AU scores first	15-7	161-61
Opp. scores first	10-11-1	86-121-1
AU scores 4+ runs	24-11-1	225-84-1
AU scores 3 runs or less	1-7	22-98
AU leads after 7 innings	19-1	199-17
8 innings	19-0	221-14
AU trails after 7 innings	4-15	20-135
8 innings	1-16	8-145
Game tied after 7 innings	2-1-1	23-25-1
8 innings	2-1-1	8-16-1
Extra Innings	2-1	13-19
1-run games	8-5	54-49
2-run games	1-1	3-18
3-run games	3-0	27-23
Games decided by 5+ runs	8-9	108-59
vs. LH Starter	5-5	71-56
vs. RH Starter	20-13-1	177-125-1
More hits than opponent	18-4	181-33
Fewer hits than opponent	4-13	41-137
Hits are tied	3-1-1	22-13-1
AU has 10+ hits	17-6-1	151-68-1
Opp. has 10+ hits	6-12-1	59-113-1
Hit a home run	23-12-1	167-82-1
Opp. hits a home run	11-13-1	110-120-1
AU quality start	2-0	70-22
Opp. quality start	2-5	28-64
AU commits no errors	15-6	115-47
Opp. commits no error	9-10	71-92

By Day:

Sunday	2-5-1	37-35-1
Monday	0-0	3-2
Tuesday	6-3	51-21
Wednesday	2-0	20-7
Thursday	1-1	9-17
Friday	10-2	62-40
Saturday	4-7	61-57
Day Games (first pitch before 6 p.m.)	8-12-1	130-98-1
Night Games (first pitch after 6 p.m.)	17-6	117-84
Doubleheaders	1-3	27-19

By Month:

February	5-1-1	50-15-1
March	13-6	87-47
April	7-11	58-60
May	0-0	34-47
June	0-0	16-10

By Jersey:

White	3-0	60-33
Blue	11-4	54-37
Orange	2-2	51-37
Gray	3-5	31-43
Pinstripes	2-4-1	37-27-1
Cream Throwback	4-3	12-5

UNIVERSITY INFORMATION

Location	Auburn, Ala.
Enrollment	31,526
Founded	October 1, 1856
Nickname	Tigers
Colors	Burnt Orange and Navy Blue
President	Dr. Christopher B. Roberts
Athletics Director	John Cohen
Conference	Southeastern (SEC West)
Stadium / Capacity	Samford Stadium-Hitchcock Field at Plainsman Park / 4,096
Ticket Office Phone	855-282-2010

BASEBALL COACHING / SUPPORT STAFF

Head Coach	Butch Thompson (Birmingham-Southern, 1992)
Record at Auburn / Seasons	247-182-1 (.576) / 8th
Career Coaching Record / Seasons	286-203-1 (.585) / 9th
Assistant Coach	Karl Nonemaker (Vanderbilt, 2002)
Assistant Coach	Gabe Gross (Auburn, 2012)
Pitching Coach	Daron Schoenrock (Tennessee Tech, 1984)
Director of Player Development	Aaron Everett (UT Martin, 2012)
Director of Operations	Greg Drye (Southern Miss, 1998)
Athletic Trainer	Anthony Sandersen (South Dakota State, 2004)
Strength & Conditioning	Chris Joyner (Minnesota State - Mankato, 2001)

PROGRAM HISTORY

Modern Era Program Record (since 1949)	2,055-1,415-5 (.592)
College World Series Appearances / Last	6 / 2022
College World Series Record	4-12 (.250)
NCAA Regional Appearances / Last	23 / 2022
NCAA Regional Record	54-45 (.545)
NCAA Super Regional Appearances / Last	4 / 2022
NCAA Super Regional Record	5-6 (.455)
Last Postseason Opponent	Arkansas / 2022 College World Series
Result	Lost, 11-1

POSTSEASON HISTORY

College World Series Appearances: 6 (1967, 1976, 1994, 1997, 2019, 2022)

Super Regional Appearances: 4 (1999, 2018, 2019, 2022)

NCAA Regional Appearances: 23 (1963, 1967, 1976, 1978, 1987, 1989, 1993-95, 1997-2003, 2005, 2010, 2015, 2017, 2018, 2019, 2022)

NCAA Regional Titles: 8 (1967, 1976, 1994, 1997, 1999, 2018, 2019, 2022)

MEDIA RELATIONS

Baseball Contact: George Nunnelley, Asst. Director - Athletics Comm.

Cell: 502-609-9982

Email: gnnunnelley@auburn.edu

Twitter: @gnunnelley

Associate AD: Kirk Sampson

2023 AUBURN BASEBALL ROSTER

No.	Name	Pos.	Cl.	B/T	Ht.	Wt.	Exp.	Hometown (Previous School)
1	Caden Green	IF	Jr.	R/R	5-11	164	JC	Tulsa, Okla. (Seminole State)
2	Josh Hall	OF	Gr.	L/R	5-9	174	2L	Homewood, Ala. (Ole Miss)
3	Chris Stanfield	OF	Fr.	R/R	6-1	189	FR	Tallahassee, Fla. (Chiles)
4	Carter Wright	C	Jr.	R/R	6-0	195	JC	Blairsville, Ga. (Iowa Western)
5	Kason Howell	OF	5th	R/R	6-0	178	4L	Argyle, Texas (Liberty Christian)
6	Ryan Dyal	C	R-Jr.	L/R	5-10	197	2L	Senoia, Ga. (East Coweta)
7	Cole Foster	IF	Jr.	S/R	6-1	193	2L	Plano, Texas (Plano Senior)
8	Bryson Ware	IF/OF	Sr.	R/R	6-2	193	2L	Madison, Miss. (Pearl River)
9	Brody Moss	IF	So.	L/R	5-11	183	1L	Helena, Ala. (Helena)
10	Brody Wortham	IF	Gr.	R/R	6-1	187	TR	Wedowee, Ala. (West Georgia)
11	Gavin Miller	IF	Fr.	R/R	5-11	192	HS	Oakdale, Pa. (West Allegheny)
12	Drew Nelson	LHP/OF	Fr.	L/L	5-11	198	HS	Troy, Ala. (Pike Liberal Arts)
14	Justin Kirby	OF	Gr.	R/R	5-11	203	TR	Alpharetta, Ga. (Kent State)
16	Cam Hill	IF	Jr.	L/L	6-4	219	2L	Madison, Ala. (Bob Jones)
17	Trevor Horne	RHP	R-Fr.	L/R	6-3	203	RS	Phenix City, Ala. (Glenwood Academy)
18	Ike Irish	C	Fr.	L/R	6-2	202	HS	Hudsonville, Mich. (St. Mary's Prep)
20	Tommy Sheehan	LHP	Gr.	L/L	6-0	210	1L	Brielle, N.J. (Notre Dame)
21	Tommy Vail	LHP	Gr.	R/L	5-11	190	TR	Seattle, Wash. (Notre Dame/TCU)
22	Hayden Murphy	RHP/IF	Fr.	R/R	6-3	185	HS	Chula, Ga. (Tiftarea Academy)
23	Parker Carlson	RHP	So.	R/R	6-1	184	1L	Mobile, Ala. (Faith Academy)
24	Nate LaRue	C	Sr.	R/R	6-3	223	3L	Mobile, Ala. (McGill-Toolen)
25	Tanner Bauman	LHP	Jr.	L/L	6-4	208	JC	Jacksonville, Fla. (St. John's River State)
26	Cooper McMurray	IF	R-So.	L/L	6-3	258	TR	Tulsa, Okla. (Kansas)
27	Bobby Peirce	OF	R-Sr.	R/R	6-0	183	2L	Scottsdale, Ariz. (South Mountain)
28	Elliott Bray	RHP	Fr.	R/R	6-0	219	HS	Hartselle, Ala. (Hartselle)
29	Christian Herberholz	RHP	R-Jr.	R/R	5-11	197	JC	Scottsboro, Ala. (Southern Union)
31	Mike Bello	OF	So.	L/L	6-0	203	1L	Oak Ridge, N.J. (Pope John XXIII)
33	Will Cannon	RHP	So.	R/R	6-1	187	JC	Phenix City, Ala. (Northwest Florida State)
41	John Armstrong	RHP	So.	R/R	5-11	225	1L	Marietta, Ga. (Harrison)
43	Chase Isbell	RHP	Sr.	R/R	6-2	210	1L	Springville, Ala. (Samford)
44	Ryan Olson	RHP	Fr.	R/R	6-1	206	HS	Auburn, Ala. (Auburn)
45	Joseph Gonzalez	RHP	Jr.	R/R	6-4	233	2L	Humacao, P.R. (Leadership Christian Academy)
46	Chase Allsup	RHP	So.	R/R	6-1	238	1L	Dothan, Ala. (Dothan)
47	Cameron Keshock	RHP	Fr.	R/R	6-6	215	HS	Spanish Fort, Ala. (Spanish Fort)
51	Ty Mauldin	IF	Jr.	L/R	6-0	196	JC	Trussville, Ala. (Snead State)
54	Konner Copeland	LHP	Sr.	L/L	6-2	178	1L	Mobile, Ala. (Pensacola State)
77	Zach Crotchfelt	LHP	Fr.	L/L	6-2	210	HS	Jackson, N.J. (Jackson Memorial)

COACHES & STAFF

30	Butch Thompson	Head Coach
36	Karl Nonemaker	Assistant Coach
39	Gabe Gross	Assistant Coach
40	Daron Schoenrock	Pitching Coach
	Aaron Everett	Director of Player Development
	Greg Drye	Director of Operations
	Sara Elizabeth Jackson	Special Assistant to the Head Coach
	Chris Joyner	Strength & Conditioning
	Anthony Sandersen	Athletic Trainer
	Wyn Grantham	Athletic Trainer Intern

PRONUNCIATION GUIDE

Tanner BAUMAN BOW-man (of a boat)
 Ryan DYAL.....DIAL
 KASON Howell..... KAY-son
 Chase ISBELL.....IZ-bull
 Cameron KESHOCK..... KEY-shock
 Ty MAULDIN MALL-den
 Daron SCHOENROCK SHOW-in-rock
 Brody WORTHAM.....WORTH-um

30 BUTCH THOMPSON HEAD COACH

THE AUBURN SKIPPER

- Nine College World Series appearances / 18 postseason appearances
- 2013 National Runner-up (Mississippi State)
- 2001 National Champion (Birmingham-Southern)
- 2014 Baseball America/ABCA National Assistant Coach of the Year
- 2006 FCA Coach of the Year
- Coached 20 pitchers who went on to pitch in the Major Leagues
- Recruited and coached 38 pitchers who were drafted out of college that weren't drafted out of high school

Butch Thompson enters his eighth season at the helm of the program in 2023, posting a record of 222-164 in his first seven seasons. He has led the program to the College World Series in two of the last three postseasons.

Butch Thompson was named Auburn's head baseball coach on October 22, 2015 and enters his eighth season with the Tigers in 2023.

Thompson has returned the Tigers to prominence in seven seasons on The Plains as he has guided the team to a 222-164 overall record and has advanced to the NCAA Tournament four of the last five postseasons, including three Super Regional appearances in the last four years and two trips to the College World Series in the last three postseasons.

Thompson, who spent three seasons as an assistant coach and recruiting coordinator at Auburn from 2006-08, returned to The Plains after seven seasons at Mississippi State as both associate head coach and pitching coach.

A native of Amory, Miss., Thompson has coached 33 Division I All-Americans and 43 all-conference performers. He has seen 20 of his former pitchers called up to Major League Baseball, including 14 since 2014. Thompson has also turned 38 pitchers who went undrafted out of high school into MLB draft picks.

Along with his pitching pedigree, Thompson is also considered one of the top recruiters in the country. Since 2003, he has secured 15 recruiting classes that were ranked in the top 10 by either Baseball America or Perfect Game, including the program record No. 4 class in 2017 and No. 5 class in 2022. His classes signed from 2006-08 at Auburn each ranked in the top 18 nationally.

In 30 years of coaching at the collegiate level, including 21 in the Southeastern Conference, Thompson has coached nine College World Series participants, including leading the Tigers to the program's first trip to the College World Series in 22 years in 2019 and taking the team back for the second time in three seasons in 2022. Auburn is one of six programs to appear in two of the last three College World Series, and Thompson is one of five active SEC coaches who have taken their program to a pair of College World Series in a three-year span. Thompson has also coached one national champion and a national runner-up, won nine conference championships and made 18 postseason appearances.

Thompson was named the 2006 Fellowship of Christian Athletes SEC Coach of the Year while at Auburn and the 2014 Baseball America and American Baseball Coaches Association (ABCA) National Assistant Coach of the Year while at Mississippi State.

During his tenure with the Tigers, Thompson has led the team to three straight NCAA Tournament appearances from 2017-19 for the first time since 2001-03, including back-to-back super regionals in 2018 and 2019 for the first time in program history. Auburn has finished five of Thompson's seven seasons in the top 25, including three in the top 10. The No. 5 national ranking to finish 2022 was tied for the second highest mark in program history.

The 2022 season marked one of the most successful in recent program history as the Tigers went 43-22 overall and 16-13 in SEC play. The 43 wins were tied for the most since 1999, and the winning conference record marked the Tigers' third under Thompson after doing so just once from 2004-15.

Auburn went 37-18 in the regular season and lost back-to-back games on just three occasions before being selected as a regional host for the first time since 2010. The Tigers swept Southeastern, Florida State and UCLA in the regional, outscoring them 51-18 in the process, before becoming the first team to defeat Oregon State in a home super regional by taking down the Beavers in a dramatic winner-take-all game three. Auburn moved on to Omaha and defeated Stanford 6-2 to secure the program's first College World Series win since 1997.

In seven seasons at MSU, Thompson made four NCAA regional trips, two Super



Regionals, won the SEC Tournament and advanced to the College World Series finishing as NCAA runner-up in 2013. In three of his last four seasons in Starkville, the Bulldogs' staff ERA finished no higher than 3.06. Thompson's 2013 pitching staff was one of two nationally to finish in the top 15 in ERA, strikeouts per nine innings and hits allowed per nine innings.

In addition to his experience at Auburn and Mississippi State, Thompson also spent four seasons at Georgia from 2002-05, including a trip to the College World Series in 2004. While there, he guided the development of future Major Leaguers Josh Fields, Mitchell Boggs and Brooks Brown.

Thompson launched his coaching career as pitching coach and top assistant at Huntingdon College (Ala.) in 1993, before returning to his alma mater in Birmingham, where he helped lead the Panthers to back-to-back Southern States Conference Championships and in 1995 coached BSC to its first NAIA World Series berth.

Thompson left BSC briefly to serve as head coach at Jefferson State Community College in Birmingham in 1997. While at JSCC, he was honored as the Regional Tournament Coach of the Year, the ABCA Alabama Junior College Coach of the Year and the Southeast Region Coach of the Year after guiding JSCC to a 39-21 mark, the AJCAA Region 22 State Championship and a third-place finish in the NJCAA Division II World Series.

He returned to Birmingham-Southern as top assistant the following season, beginning a four-year run during the most successful span in BSC baseball history. The Panthers won 196 games and four TranSouth Conference Championships and made three-consecutive appearances in the NAIA World Series. BSC's 2001 team posted a school-best 55-11 mark and captured the NAIA National Championship.

In 2002, Thompson joined the SEC baseball coaching fraternity as a pitching coach and recruiting coordinator at Georgia and has been a part of the league for the past 17 seasons.

Thompson currently serves as the large-school representative for the Alabama Baseball Coaches Association and is an All-American committee member representing the South region for the ABCA.

Thompson prepped at Amory (Miss.) High School and later starred as a pitcher at Itawamba (Miss.) Community College from 1989-90. He is a member of both the ICC Athletic Hall of Fame (Class of 2014) and MACCC Hall of Fame (Class of 2021).

Thompson earned a Bachelor's Degree in History at BSC in 1992 and completed a Master's Degree in Sports Administration at UAB in 1996. He is married to the former Robin Ashe of Birmingham, Ala., and they are the parents of three daughters --- Anna, Olivia and Madelyn Gail.

HONORING AN AUBURN LEGEND

- Auburn unveiled a statue of Frank Thomas outside of Plainsman Park on Saturday, Apr. 8.
- Following a three-year career at Auburn when he hit .382 with 49 home runs and 205 RBI, Thomas was selected by the Chicago White Sox with the seventh overall pick in the 1989 MLB Draft and went on to enjoy a 19-year MLB career with the White Sox, Athletics and Blue Jays.
- Thomas is the only player in MLB history with seven straight seasons of 20 or more home runs, 100+ RBI, 100+ walks and a .300+ average.
- He was elected into the National Baseball Hall of Fame in his first year of eligibility in 2014 and remains the only SEC baseball player to earn the distinct honor.



NOTABLE QUOTES


"I'm so humbled, grateful and thankful for this distinct honor. I never imagined any of this when I started chasing my dream here at Auburn University. At Auburn I became a man. I was so blessed to have coaches who pushed me to new heights and instilled toughness and a will to win that I never knew existed until then. Auburn set me on a path to my hall of fame career that resulted from hard work, dedication and commitment. I learned there that there are no shortcuts to success and I carry that lesson with me today." ~ **Frank Thomas**

"To get to a day like this marks exponential growth and I know the best is yet to come. Our players, through their highest of highs of Omaha and through their grind of tough days, have examples. Frank, you're another example for us all. For our student-athletes, for our university, for our future generations." ~ **Butch Thompson**



WELCOME TO THE SHOW

- Former Auburn slugger Edouard Julien made his MLB debut with the Minnesota Twins on Wednesday, Apr. 12, becoming the 58th big leaguer in program history, including the seventh since Aug. 2020.
 - Casey Mize (Tigers): Aug. 17, 2020
 - Ben Braymer (Nationals): Aug. 28, 2020
 - Josh Palacios (Blue Jays): Apr. 9, 2021
 - Keegan Thompson (Cubs): May 2, 2021
 - Gabe Klobosits (Nationals): July 30, 2021
 - Davis Daneil (Angels): June 11, 2021
 - Edouard Julien (Twins): Apr. 12, 2023
- Auburn's seven players called up to MLB since Aug. 2020 are tied for the second most in the Southeastern Conference.



- A two-year starter for the Tigers from 2018-19, Julien totaled 27 home runs and 126 RBI in his time on the Plains, marking the most RBI of any player in the Southeastern Conference during the span.
- Rated by MLB Pipeline as the Twins' No. 4 prospect and the No. 96 prospect in all of baseball, Julien is a .283 career minor league hitter with 48 doubles, 37 home runs and 142 RBI in 233 games at the start of his third professional season. His 215 walks and .437 on-base percentage since the start of the 2021 season are the best in minor league baseball during the span.
- Julien, who is a two-time MiLB.com Organizational All-Star and member of the 2022 MLB Pipeline All-Prospect Second Team, earned a spot on the Twins' 40-man roster entering 2023 and went 8-for-23 (.348) with three home runs and six RBI in eight games at Spring Training. He was selected to represent Team Canada at the World Baseball Classic, where he went 7-for-13 with two doubles, two home runs, five walks, five runs and a stolen base.
- Julien recorded his first career MLB hit with a single off the wall in an 11-2 win against the Yankees on Apr. 13. He came back around in the first inning and hit his first career MLB home run to left field.

NATIONAL POLLS

BASEBALL AMERICA
May 1

1. LSU*
2. Wake Forest
3. Vanderbilt
4. South Carolina*
5. Florida*
6. Arkansas*
7. Coastal Carolina
8. Stanford
9. Duke
10. Miami
11. West Virginia
12. Campbell
13. East Carolina
14. Virginia
15. Texas Tech
16. Dallas Baptist
17. Oregon
18. Arizona State
19. Oregon State
20. Oklahoma State
21. Tennessee
22. UTSA
23. UConn
24. Maryland
25. Boston College

D1 BASEBALL
May 1

1. LSU*
2. Wake Forest
3. South Carolina*
4. Florida*
5. Vanderbilt
6. Arkansas*
7. Stanford
8. Coastal Carolina
9. UConn
10. Duke
11. Miami
12. West Virginia
13. Campbell
14. East Carolina
15. Oregon State
16. Dallas Baptist
17. Oregon
18. Tennessee
19. Boston College
20. Arizona State
21. Virginia
22. UTSA
23. Maryland
24. Cal State Fullerton
25. Northeastern

USA TODAY
May 1

1. LSU*
2. Wake Forest
3. Florida*
4. South Carolina*
5. Vanderbilt
6. Arkansas*
7. Stanford
8. Coastal Carolina
9. UConn
10. Duke
11. Miami
12. Virginia
13. Campbell
14. West Virginia
15. East Carolina
16. Tennessee
17. Boston College
18. Dallas Baptist
19. Oregon
20. Oregon State
21. Kentucky
22. Arizona State
23. Oklahoma State
24. Texas Tech
25. Louisville

NCBWA
May 1

1. LSU*
2. Wake Forest
3. Florida*
4. South Carolina*
5. Vanderbilt
6. Arkansas*
7. Stanford
8. Coastal Carolina
9. UConn
10. Campbell
11. East Carolina
12. Dallas Baptist
13. Virginia
14. Duke
15. West Virginia
16. Tennessee
17. Miami
18. Boston College
19. Oregon
20. Oregon State
21. Arizona State
22. Louisville
23. Kentucky
24. Texas Tech
25. UTSA

PERFECT GAME
May 1

1. LSU*
2. Wake Forest
3. South Carolina*
4. Florida*
5. Arkansas*
6. Tennessee
7. Coastal Carolina
8. Dallas Baptist
9. Stanford
10. Vanderbilt
11. Duke
12. UConn
13. Miami
14. Oregon
15. West Virginia
16. Campbell
17. East Carolina
18. Clemson
19. Boston College
20. Indiana State
21. Kentucky
22. Virginia
23. Northeastern
24. UTSA
25. Cal State Fullerton

COLLEGIATE BASEBALL
May 1

1. LSU*
2. Wake Forest
3. Vanderbilt
4. South Carolina*
5. Arkansas*
6. Florida*
7. Stanford
8. Miami
9. UC Santa Barbara
10. Oregon
11. Arizona State
12. Cal State Fullerton
13. Duke
14. Virginia
15. Indiana State
16. Oklahoma State
17. West Virginia
18. Dallas Baptist
19. Tennessee
20. Coastal Carolina
21. Maryland
22. Kansas State
23. Kent State
24. Oral Roberts
25. Clemson

AUBURN IN THE POLLS
BA D1 CB NC PG USA

Pre. 22 NR NR NR 17 NR
 2/20 23 NR NR NR 17 --
 2/27 23 NR NR NR 13 NR
 3/6 20 NR 20 NR 11 25
 3/13 NR NR 24 NR 18 NR
 3/20 NR NR NR NR NR NR

BA D1 CB NC PG USA

3/27 NR NR NR NR NR NR
 4/3 NR NR NR NR NR NR
 4/10 NR NR NR NR NR NR
 4/17 NR NR NR NR NR NR
 4/24 NR NR NR NR NR NR
 5/1 NR NR NR NR NR NR

NEWS & NOTES

SCOUTING THE TIGERS

- LSU enters the weekend with a 36-8 overall record and 15-5 mark in SEC play, having won all seven of its conference series thus far.
- The Tigers were ranked No. 1 coming into the year and have held on to the top spot throughout the 11 weeks.
- Offensively, LSU leads the SEC and ranks 10th in the country with a .318 average. The Tigers are the nation's third-highest scoring team (10.0 runs per game) and rank second in college baseball in total runs (440).
- Center fielder Dylan Crews lead the country with a .486 average and 73 runs, and third baseman Tommy White leads the nation with 73 RBI.
- On the mound, the Tigers have turned in a 4.40 ERA and lead the country with eight shutouts. Friday night starter Paul Skenes lead the nation with 124 strikeouts and is sixth with a 1.93 ERA.

FIRST FLIGHT

- For the first time ever, the Eagle will fly at Plainsman Park prior to Saturday's game.
- Independence is scheduled to take off from above the Green Monster in left field at 7:58 p.m.

TOUGH TESTS

- No. 1 LSU marks Auburn's fourth SEC opponent that has been ranked in the top three in the country at the time of competition.
 - Mar. 17-18 at No. 3 Arkansas (0-3)
 - Mar. 31-Apr. 2 at No. 2 Florida (1-2)
 - Apr. 28-30 at No. 2 South Carolina (2-1)
 - May 5-7 vs. No. 1 LSU (TBD)

SEIZED THE OPPORTUNITY AT SOUTH CAROLINA

- Auburn's series win at No. 2 South Carolina last weekend marked the program's first road series win against a top-two team since at least 2005.
- South Carolina entered the weekend with a 24-1 record at home with its previous lone loss coming to No. 1 LSU.
- The Tigers handed the Gamecocks back-to-back home losses and outscored them 17-8 in the first two games.
- South Carolina entered last weekend with 92 home runs, good for the second most in the country.
- The Tigers held the Gamecocks to two homers.

KEY TO THE GAME

- One of Auburn's main points of emphasis this season is producing the biggest inning.
- The team that has produced the biggest inning is 32-6 (.842). Six games have had an equal biggest inning with one ending in a tie and four in one-run wins, including two in extra innings.

FLARE FOR THE DRAMATIC

- Cole Foster hit a walk-off double in the bottom of the ninth inning in the finale to clinch the series vs. Mississippi State on Apr. 23.
- The walk-off win was Auburn's fourth this season
 - Mar. 4 vs. Lipscomb: Ike Irish single (9th)
 - Mar. 14 vs. Georgia Tech: Brody Wortham single (12th)
 - Mar. 23 vs. Georgia: Carter Wright walk (11th)
 - Apr. 23 vs. Miss State: Cole Foster double (9th)

CLOSE CALLS

- Four of Auburn's last six SEC games, including all three games in the last home series vs. Miss. State, have been decided by one run.
- Each of the team's last three losses have been one-run losses.
- Auburn is 8-5 in one-run games this season.

COMEBACK KIDS

- After winning 22 games in which they trailed last year, the Tigers have notched 11 comeback wins this season.
- Thirty-three of the Tigers' 68 wins since the start of last season are comebacks.
- Auburn has come back from a pair of seven-run deficits this season - vs. Georgia Tech on Mar. 14 and vs. Mississippi State on Apr. 23.
- The comeback win vs. Mississippi State was the program's largest in SEC play since responding from a nine-run deficit against the Bulldogs on May 8, 2010.

STARTING SERIES STRONG

- Auburn is 9-2 in series openers this season, including 5-2 in SEC series openers.
- The Tigers have turned in a 3.60 ERA in series openers and have held opponents to three or fewer runs six times and four or fewer runs eight times.

FALLING IN FINALES

- At the other end of the spectrum, Auburn is 2-8-1 in series finales this season, including 1-6 in series finales in SEC play.
- The Tigers have turned in a 10.34 ERA and have allowed 10 or more runs six times in series finales.

RECORD WATCH

- Senior captain Kason Howell is third in program history and the NCAA active career leader in doubles (67).
 - Todd Faulkner (1998-01) - 71
 - Gabe Gross (1999-01) - 68
 - Kason Howell (2019-23) - 67
- He also ranks seventh in AU history and fifth among active NCAA players in at-bats (859).

HOWELL'S HOLDING IT DOWN

- Howell has started in 156 of the last 157 games dating back to 2021 and in 232 games in his Auburn career.
- With 234 career games played, Howell is 13 games shy of breaking the program record.
 - Jay Waggoner (1992-95) - 246
 - Chad Wandall (1996-99) - 245
 - Brandon Moore (1991-94) - 242
 - Kason Howell (2019-pres) - 234

DOUBLE TROUBLE

- Howell and Ike Irish are tied for the SEC lead and 12th in the NCAA with 19 doubles apiece.
- As a team, the Tigers lead the SEC with 90 two-baggers on the year.

BOMB SQUAD

- Auburn has homered 17 times in the last six SEC games, including four or more times on three occasions.
- The team's five home runs in the series finale were the team's most in a SEC game since homering six times vs. Texas A&M on May 15, 2021.
- The 10 home runs in the series were the most in a SEC series since homering 12 times vs. Miss. State from May 7-9, 2010.
- Five players in Cole Foster, Nate LaRue, Cooper McMurray, Bobby Peirce and Bryson Ware hit multiple home runs in Columbia.

COOP KEEPS CRUSHING

- Cooper McMurray turned in his third multi-homer game since Apr. 7 in the series-clinching win at South Carolina (Apr. 29).
- His three multi-homer SEC games are the most by an Auburn player since Brian Fletcher (four) and Hunter Morris (three) in 2010.
- McMurray homered seven times and drove in 16 runs in seven games from Apr. 18-29.
- He tied for the league lead with 10 home runs in April and finished one RBI shy of the league's highest total with 26.
- McMurray has driven in 30 runs in 22 games and 20 starts since returning from an ankle injury vs. Georgia on Mar. 23.
- He was named the SEC Player of the Week on Apr. 24 after homering five times and driving in nine runs in four games from Apr. 18-23.

WARE-ING 'EM OUT

- Coming into the year a .246 hitter in 92 games, Bryson Ware ranks top 10 in the SEC in hits (59), homers (18), slugging percentage (.724) and total bases (124) while hitting at a career best .347 clip.
- Ware turned in his second multi-homer game and drove in three runs for the 10th time in the series finale at South Carolina.
- He hit a go-ahead, three-run home run in the bottom of the 8th inning in the finale vs. Mississippi State, marking his fourth game-tying or go-ahead home run in the 8th inning or later this season.
 - Mar. 4 vs. LIP: game-tying two-run HR
 - Mar. 5 vs. LIP: go-ahead three-run HR
 - Apr. 11 at GT: go-ahead three-run HR
 - Apr. 23 vs. MSU: go-ahead three-run HR
- Ware was named the No. 4 third baseman in D1 Baseball's latest position power rankings and a Second Team Midseason All-American.

GOLDEN SPIKES WATCH LIST

- Ware was one of 45 student-athletes named to the Golden Spikes Award Midseason Watch List in April.
- He is the sixth Auburn player since 2016 to earn the distinction - Anfernee Grier (2016), Keegan Thompson (2017), Casey Mize (2017, '18), Tanner Burns (2019), Sonny DiChiara (2022), Bryson Ware (2023).

BOBBY BARRELS + BAZOOKA

- Bobby Peirce went 10-for-20 in four games last week and homered in back-to-back contests to end the South Carolina series.
- He has multiple hits in five straight games.
- After returning to full strength from a hamstring injury, Peirce went on an 11-game hitting streak from Mar. 28-Apr. 15 and has reached in 20 straight games since his return.
- He led the SEC with 32 hits and ranked third in the league with a .421 average in April.
- Additionally, Peirce has registered six outfield assists since Apr. 1, including a pair of games with two assists - Apr. 7 vs. Texas A&M and Apr. 25 vs. Troy.
- Peirce has 11 outfield assists since Apr. 16, 2022, and his six outfield assists this season are the most by an Auburn player since Judd Ward had nine outfield assists in 2019.

WE WANNA BE LIKE IKE

- Ike Irish not only ranks fourth in the SEC but also fourth among freshmen nationally with 67 hits this season.
- He collected multiple hits in 13 of his first 17 career games and leads the team with 23 multi-hit games this season.

STANFIELD SETTING THE TABLE

- Chris Stanfield has hit out of the leadoff spot in the last six SEC games.
- He stole home in the first inning of the series opener at South Carolina and scored in the first inning of all three contests vs. the Gamecocks.
- Stanfield's steal of home was just the second by an Auburn player since 2010.

STARTERS SUCCESS

- Tommy Vail and Christian Herberholz have combined to allow five runs on 18 hits with 35 strikeouts in 29.2 innings pitched the last three SEC series.

VALIANT EFFORT FROM VAIL

- Vail turned in 6.2 scoreless innings en route to earning his first SEC win in the series opener at Alabama on Apr. 14.
- The outing marked the longest by an Auburn pitcher in SEC play since Joseph Gonzalez pitched 7.1 innings at Tennessee on May 1, 2022.
- His 10-strikeout performance vs. Miss. State on Apr. 21 was the first by an Auburn pitcher in a SEC game since Tanner Burns in 2019.
- In his last three starts, Vail is 2-0 with a 1.08 ERA and 21 strikeouts in 16.2 innings.

HUM NOW, HERBIE

- Herberholz has been inserted into the weekend rotation the last three weekends and has turned in a 2.08 ERA in 13.0 innings.
- He allowed one run with a season-high six strikeouts in 4.0 innings at South Carolina and leads the team with a 2.59 ERA in SEC play.
- In 10 appearances since league play began, Herberholz leads the team with a 2.83 ERA.

FRESH FACES

- Twenty of Auburn's 37 players on the roster are new to the program this season.
- Auburn has started at least four new players in 40 straight games and in 43 of 44 contests this season.

FAB FIVE FROSH

- Auburn's five freshmen in Perfect Game's top 100 were the second most in the country.
 - Zach Crotchfelt; LHP; Jackson, N.J.
 - Ike Irish; C/DH; Hudsonville, Mich.
 - Gavin Miller; IF; Oakdale, Pa.
 - Hayden Murphy; RHP; Chula, Ga.
 - Chris Stanfield; OF; Tallahassee, Fla.

RECRUITING RANKINGS

- The Tigers 2022 incoming class was ranked unanimously in the top 10 by Perfect Game (No. 5), Baseball America (No. 6), Collegiate Baseball (No. 8) and D1 Baseball (No. 10).
- Perfect Game's No. 5 ranking is tied for the second highest in program history, trailing only the No. 4 class from 2017.
- Auburn's next two classes for 2023 and 2024 are also ranked in the top 10 by Perfect Game.

BIG SHOES TO FILL

- The Tigers have been tasked with replacing its top four hitters - Sonny DiChiara, Blake Rambusch, Brooks Carlson and Brody Moore - and five of its top pitchers - Mason Barnett, Trace Bright, Blake Burkhalter, Hayden Mullins and Carson Skipper - from 2022.
- Eight of the nine players listed above were selected in the top 17 rounds of the MLB Draft.

CONGRATS GRADS

- Five Auburn players in Ryan Dyal, Kason Howell, Bobby Peirce, Bryson Ware and Brody Wortham will be included in commencement ceremonies this weekend.
- Five Auburn players also already wear SEC graduate patches this season - Josh Hall, Brody Wortham, Justin Kirby, Tommy Sheehan and Tommy Vail.

ACCOLADES FOR THE ASSISTANTS

- Assistant coaches Karl Nonemaker and Gabe Gross both took home hardware in 2022.
- Nonemaker was named the American Baseball Coaches Association NCAA Division I Assistant Coach of the Year and Gross earned Alabama Baseball Coaches Association Division I Assistant Coach of the Year honors.

SEC EXPERIENCE ON STAFF

- Auburn's coaching staff includes 43 years of experience as a SEC coach.
 - Butch Thompson: 21 years
 - Karl Nonemaker: 8 years
 - Gabe Gross: 7 years
 - Daron Schoenrock: 7 years

THE ROAD TO OMAHA

- Auburn advanced to the College World Series for the second time in the last three postseasons in 2022, becoming one of six programs to accomplish the feat - Auburn, Arkansas, Mississippi State, Texas, Stanford and Vanderbilt.
- The Tigers hosted a regional for the first time in 12 years and outscored the opponents 51-18, marking the most runs by a SEC team in a three-game regional.
- The team then became the first program to defeat Oregon State in a home super regional, and secured the program's first win in Omaha since 1997 with a 6-2 win against Stanford.

PACK OUT PLAINSMAN PARK

- The 2023 season marks the third straight that Auburn has sold out of season tickets (2020, 2022-23).
- Already with 12 sellouts this season, including all nine SEC home games, four of the team's six remaining SEC home games are pre-sellouts, including all three games vs. LSU this weekend.
- The program shattered the previous single-season attendance record from 2004 by more than 16,000, welcoming 127,947 fans through the gates of Plainsman Park in 2022.
- Auburn's 2023 attendance total currently sits at 97,180 and will climb to 109,468 with three sellouts this weekend.

THE 2022 MLB DRAFT WAS A DANDY

- Auburn had eight players selected in the 2022 MLB Draft, all previously undrafted.
- The eight draft picks were the second most in program history, third most in the SEC and tied for the fifth most in the country.
- The four picks in the top five rounds were the most in program history, as were the eight picks in the top 20 rounds.
- It marked the 48th consecutive year the Tigers had at least one player selected, tied for the longest active streak in the SEC.
- It marked the program record seventh straight season Auburn had a top-five-round pick.

THOMPSON'S TENURE

- In seven years under Butch Thompson, Auburn has had 36 draft picks, including 16 in the top 10 rounds and 12 in the top five rounds.
- Both top-10 and top-five rounds totals are good for the most in a seven-year span in program history.

PRESEASON PROGNOSIS

- Despite being one of six programs in the country to advance to the College World Series twice in the last three postseasons - Auburn, Arkansas, Mississippi State, Texas, Stanford and Vanderbilt - the Tigers went unranked in four of the six major preseason polls and were voted on by league head coaches to finish sixth in the SEC West.

AUBURN IN THE NATIONAL AND SEC RANKINGS

(as of May 3)

	TOTAL	NCAA	SEC
41 JOHN ARMSTRONG Victories	6	43	2
5 KASON HOWELL Doubles	19	12	1
18 IKE IRISH Doubles Hits	19 67	12 44	2 4
12 DREW NELSON Complete games	1	28	2
21 TOMMY VAIL Hits/9.0 IP K/9.0 IP	5.32 11.03	7 70	3 9
8 BRYSON WARE Home runs Total bases Slugging RBI	18 124 .729 52	13 31 53 54	5 7 10 11

THE LAST TIME...

BATTING SUPERLATIVES

5 hits in a game 6 hits in a game	Bobby Peirce at Georgia Tech [5-for-5] (4/11/23) Tyler Johnstone vs. Elon [6-for-7, 2B, 3B] (2/25/05)
Reached base 6 times Reached base 7 times	Kason Howell vs. Florida State [4-5, 2 BB] (6/4/22) Brody Moore vs. Florida State [5-5, 2BB] (6/4/22)
4 runs in a game 5 runs in a game 6 runs in a game	Brody Moore vs. Florida State (6/4/22) Sonny DiChiara vs. Florida State (6/4/22) Bryson Ware vs. Alabama A&M (2/24/21)
10-game hitting streak 15-game hitting streak 20-game hitting streak 25-game hitting streak 30-game hitting streak	Bobby Peirce, 11 games (3/28-4/15/23) Bryson Ware, 18 games (3/14-4/14/23) A. Grier, 22 games, (5/31/15-3/22/16) Justin Fradejas, 27 games (3/23-5/7/10) Casey Dunn, 31 games (2/22 [G1]-4/15/97)
3 doubles in a game 4 doubles in a game	Kason Howell vs. Lipscomb (3/3/22) Ken Dempsey vs. Georgia (1971)
2 triples in a game 3 triples in a game	Jay Gonzalez vs. Alabama State (2/28/12) never
2 home runs in one game 3 home runs in one game	Bryson Ware at #2 South Carolina (4/30/23) Cole Foster vs. Southeastern (6/3/22)
7 RBI in a game 8 RBI in a game 9 RBI in a game 10 RBI in a game	Justin Kirby vs. USC (2/26/23) Justin Bryant at Georgia (3/19/10) Cole Foster vs. Southeastern (6/3/22) Bob Berry vs. Huntington (4/15/82)
Grand slam home run Inside-the-park home run HR to begin game Two HR in one inning HR in consecutive at-bats HR in three consecutive at-bats HR in consecutive games HR in three consecutive games HR in three consecutive SEC games HR in four consecutive games HR in four consecutive SEC games HR in five consecutive games Walk-off HR Pinch-hit HR Pinch-hit grand slam HR in first at-bat of season HR in both games of DH	Justin Kirby vs. USC (2/26/23) Kason Howell vs. Southeastern (3/11/23) Ryan Bliss vs. #11 Ole Miss (5/25/21) Cole Foster vs. Southeastern [1st] (6/3/22) Cooper McMurray vs. Mississippi State (4/23/23) Edouard Julien (2/20-22/19) Nate LaRue / Bobby Peirce (4/29-30/23) Cooper McMurray (4/21-23/23) Cooper McMurray (4/21-23/23) Cooper McMurray (4/18-23/23) Mike Bianucci (5/2-9/08) Tim Lemons (4/6-10/85) Kason Howell vs. Yale (G1 - 2/26/22) Cam Hill vs. Kentucky (3/26/21) Edouard Julien vs. BYU (G1 - 3/3/18) Steven Williams vs. Longwood (2/17/18) Dylan Ingram at #7 Mississippi St. (4/29/17)
Hit for the cycle	Judd Ward [3B, 1B, HR, 2B] vs. Illinois-Chicago (G1 - 2/15/20)
Hit from both sides of plate in same inning Two hits in same inning	Cole Foster [1st inn.] vs. Southeastern (6/3/22) Kason Howell [HR, 3B] vs. Mississippi State [9th] (4/22/23)
Stole home Stole two bases in a game Stole three bases in a game	Josh Hall vs. Kansas State (2/20/22) Cole Foster vs. Samford (4/18/23) Anfernee Grier vs. Southern (2/26/16)
Hit by a pitch 2 times in a game Hit by a pitch 3+ times in a game	Bryson Ware at #2 Florida (4/2/23) Dan Glevenyak at Alabama (4) (4/11/14)
Scored 20 or more runs Scored 25 or more runs Scored 30 or more runs	21 vs. Florida State (6/4/22) 25 vs. Longwood (2/17/18) 33 vs. Alabama A&M (2/24/21)
Scored 5 runs in an Inning Scored 6 runs in an Inning Scored 7 runs in an Inning Scored 8 runs in an Inning Scored 9 runs in an Inning Scored 10+ runs in an Inning Recorded 10+ hits in an Inning Scored in every inning	5, vs. Texas A&M (1st) (4/6/23) 6, vs. Troy (1st) (4/23/23) 7, vs. Mississippi State (9th) (4/23/23) 8, at UAB (5th) (3/19/19) 9, vs. Rhode Island (1st) (G1 - 3/5/22) 11, vs. Florida A&M (1st) (3/1/23) 11, vs. Furman (5th) (2/12/00) vs. Coppin State (3/18/14)
Recorded 15-19 hits Recorded 20 or more hits	17, vs. Lipscomb (3/4/23) 20, vs. Georgia Tech (3/14/23)
Hit 3 or more home runs in an inning Hit 3 or more home runs in a game Hit 5 or more home runs in a game Hit 7 or more home runs in a game Hit back-to-back home runs Hit back-to-back-to-back home runs	3, vs. Florida A&M [1st] (3/1/23) 4, vs. Mississippi State (4/23/23) 5, at #2 South Carolina (4/30/23) 7, vs. Southeastern (6/3/22) B. Ware & C. Foster at #2 South Carolina (1st) (4/30/23) R. Bliss, T. Miller & R. Woley vs. Texas A&M (1st) (5/15/21)
Had 5 doubles Had 6 doubles Had 7 doubles Had 8 doubles Had 9+ doubles	5, vs. Lipscomb (3/3/23) 6, vs. Jacksonville State (4/21/21) 7, vs. Chicago State (3/8/20) 8, vs. Lipscomb (3/4/23) 11, vs. Alabama A&M (2/24/21)
Stole 5 bases in a game Stole 6 bases in a game Stole 7 bases in a game Stole 8 bases in a game	5, vs. Bethune-Cookman (5/6/14) 6, vs. #21 Tennessee (3/17/19) 7, vs. Presbyterian (5/8/12) 8, vs. Alcorn State (2/22/12)
Walked 10+ times Did not strike out in a game	11, vs. North Alabama (3/28/23) vs. Belmont (3/11/12)

PITCHING SUPERLATIVES

INDIVIDUAL Nine-inning no-hitter Nine-inning no-hitter (combined)	Casey Mize vs. Northeastern (3/9/18) Mike Mueller [2.0], Lee Carter [1.0], Brandon Channell [1.0], Reid Price [1.0], Andrew Skinner [1.0], Arnold Hughey [1.0], Ken Clayton [1.0], Cory Duedeit [0.2], Sean Jones [0.1] vs. UAB (3/19/02)
Seven-inning no-hitter	Jason Johnson vs. LaGrange College (4/30/91)
Nine-inning perfect game Seven-inning perfect game	Eric Brandon vs. Murray State (3/2/02) Jason Johnson vs. LaGrange College (4/30/91)
Nine-inning one-hitter (individual) Nine-inning one-hitter (combined)	Keegan Thompson vs. Presbyterian (3/1/14) Tanner Burns [7.0], Cody Greenhill [2.0] vs. Chicago State (3/6/20)
Five-inning one-hitter	Kevin Davis [3.2], Jacob Milliman [1.1], vs. Radford (2/22/15)
Nine-inning two-hitter	Tanner Burns [9.0] vs. Cincinnati (3/1/19)
Complete game Complete game shutout Consecutive complete games	Drew Nelson vs. North Alabama [7] (3/28/23) Jack Owen vs. UTSA (3/9/19) K. Thompson vs. Arkansas & LSU (4/4 & 4/11/15)
Struck out 10 batters Struck out 11 batters Struck out 12 batters Struck out 13 batters Struck out 15 batters	10 by Tommy Vail vs. Mississippi State (4/21/23) 11 by Jordan Armstrong vs. Yale (2/25/22) 12 by Casey Mize at Kentucky (3/23/18) 13 by Casey Mize vs. Texas A&M (3/16/18) 15 by Tanner Burns vs. Cincinnati (3/1/19)
TEAM Struck out 15+ batters Struck out 20+ batters	16, Bright [8], Sheehan [3], Burkhalter [5] vs. Stanford (6/20/22) 20, Fuller [4], Watson [4], Anderson [3], Greenhill [4], Skipper [3], Wade [2] vs. #9 Arkansas (4/5/19) vs. Ga State, at Missouri (4/5-7/16) 2-0 vs. South Carolina (4/24/22)
Struck out 15 batters consecutive games Shut out an opponent Consecutive shutouts Three straight shutouts Shut out an SEC opponent Shut out an SEC opponent on the road Consecutive SEC shutouts Consecutive SEC shutouts on the road	16-0 / 12-0 [7] vs. Rhode Island (3/5/22) 2-0 vs. UTSA / 5-0 vs. UTSA (3/6-9/19) 2-0 vs. South Carolina (4/24/22) 3-0 at Missouri (5/21/21) 5-0 and 4-0 at Miss. State (3/27-28/15) 5-0 and 4-0 at Miss. State (3/27-28/15)
Was shut out Was held to one hit Was no hit	5-0 at #3 Arkansas (3/19/23) vs. #24 Missouri (4/1/18) vs. #13 Arkansas (5/25/17)
FIELDING SUPERLATIVES 2 errors in a game 3 errors in a game 4 errors in a game	Jake Wyandt vs. #1 Ole Miss (3/17/22) Luke Jarvis vs. Presbyterian (3/11/17) Brett Burnham at Alabama (4/5/00)
3 double plays turned in a game 4 double plays turned in a game 5 double plays turned in a game	vs. Samford (4/18/23) at #1 Arkansas (4/3/21) never
Triple play (Auburn) Triple play (Opponent)	vs. Memphis (5/22/78) at Florida [4th] (3/15/08)
Threw a runner out at HP to end game	Bryson Ware at Mississippi State (4/17/22)
MISC. SUPERLATIVES Won 10 or more consecutive games Won 15 or more consecutive games Won 8 or more consecutive SEC games Lost 5 or more consecutive games	15 (2/24-3/22/19) 15 (2/24-3/22/19) 9 (4/1-21/95) 5 (4/2-11/21)
Home winning streak Road winning streak Season-opening winning streak	21 (1964-66) 14 (1967/1995) 17 (2/7-3/5/97)
Extra-innings victory Extra-innings loss	7-6, vs. Georgia [11 inn] (3/23/23) 8-12, at Georgia Tech [10 inn] (4/11/23)
Swept a 3-game series Swept a road series Swept a road SEC series Swept a SEC series Swept a 4-game series Swept a doubleheader	vs. Lipscomb (3/3-5/23) at Alabama (4/20-21/18) at Alabama (4/20-21/18) vs. South Carolina (4/22-24/22) Rhode Island (3/4-6/22) Rhode Island (3/5/22)
Allowed 3 runs or fewer in a three-game series Allowed 3 runs or fewer in a four-game series Allowed 3 runs or fewer in a SEC series Allowed 4 runs or fewer in a series Allowed 4 runs or fewer in a SEC series Allowed 3 runs or fewer in a road series Allowed 3 runs or fewer in a SEC road series	2, vs. Chicago State (3/6-8/20) 3, vs. Rhode Island (3/4-6/22) 3, vs. Miss. State (3/27-29/15) 3, vs. UTSA (3/8-9/19) 4, vs. Georgia (4/23-25/15) 3, vs. Miss. State (3/27-29/15) 3, vs. Miss. State (3/27-29/15)
Overcome a deficit of 7+ runs	7 runs, [0-7] vs. Mississippi State (4/23/23)
Won a 1-0 game Lost a 1-0 game	vs. Mercer (5/30/15) [NCAA Regional] vs. Ohio State (2/15/14)
Walk-off win Walk-off loss	vs. Mississippi State [9 inn.] (4/23/23) at Georgia Tech [10 inn.] (4/11/23)

45 • J. GONZALEZ RHP

6-4 • 233 • JR • Humacao, PR • Leadership CA

- Turned in his 5th start of 5.0+ scoreless innings since the start of last season vs. Indiana (2/18)
- Missed the last 10 weekends w/ shoulder soreness
- Rated the No. 20 starting pitcher and No. 28 college prospect for the 2023 MLB Draft by D1 Baseball

CAREER STATISTICS

YEAR	ERA	W-L	G/S	IP	H	R	ER	BB	K	BAA
2021	6.17	2-3	21/5	42.1	51	30	29	10	30	.293
2022	3.22	7-4	15/14	78.1	83	30	28	15	54	.276
2023	0.00	1-0	1/1	5.0	2	0	0	0	1	.125
TOTAL	4.08	10-7	37/20	125.2	136	60	57	25	85	.277

SEASON HIGHS

CAREER HIGHS

IP: 5.0, vs. Indiana (2/18) 9.0, vs. Vandy (4/10/22)
H: 2, vs. Indiana (2/18) 9, two times
R: -- 9, vs. Miss. State (4/11/21)
ER: -- 9, vs. Miss. State (4/11/21)
K: 1, vs. Indiana (2/18) 8, two times
BB: -- 5, at Arkansas (4/3/21)
PC: 41, vs. Indiana (2/18) 110, at MSU (4/16/22)

29 • C. HERBERHOLZ RHP

5-11 • 197 • R-JR • Scottsboro, AL • Southern Union

- Leads the team with a 2.59 ERA in SEC play
- Has posted a 2.08 ERA with 14 K in 13.0 IP as a starter in SEC play the last three weekends
- Allowed 1 R on 3 H with a season-high 6 K in 4.0 IP in series clincher at SC (4/29)

CAREER STATISTICS

YEAR	ERA	W-L	G/S	IP	H	R	ER	BB	K	BAA
2020*	10.43	0-4	5/4	14.2	17	19	17	10	13	.288
2021*	13.50	0-0	1/0	0.2	0	1	1	1	1	.000
2022*	2.40	4-0	10/7	56.1	41	24	15	11	55	.179
2023	4.69	0-3	15/6	40.1	45	24	21	20	37	.294
TOTAL	4.34	4-7	31/17	112.0	103	68	54	42	107	--

SEASON HIGHS

CAREER HIGHS

IP: 5.0, vs. Miss State (4/22) 7.2, at Bevill State (4/15/22)
H: 6, two times 7, vs. Shelton State (3/31/22)
R: 4, vs. Lipscomb (3/4) 7, at Wallace State (3/24/22)
ER: 4, vs. Lipscomb (3/4) 6, at N.C. State (2/23/20)
K: 6, at S. Carolina (4/29) 13, vs. Marion Military (3/17/22)
BB: 4, at S. Carolina (4/29) 4, two times
PC: 92, at S. Carolina (4/29) 92, at S. Carolina (4/29/23)

17 • TREVOR HORNE RHP

6-3 • 203 • R-FR • Phenix City, AL • Glenwood

- Made his third SEC appearance in the finale at SC (4/30)

CAREER STATISTICS

YEAR	ERA	W-L	G/S	IP	H	R	ER	BB	K	BAA
2023	9.64	0-1	9/0	9.1	11	10	10	6	9	.282

SEASON HIGHS

CAREER HIGHS

IP: 1.2, three times 1.2, three times
H: 3, two times 3, two times
R: 4, vs. Texas A&M (4/7) 4, vs. Texas A&M (4/7/23)
ER: 4, vs. Texas A&M (4/7) 4, vs. Texas A&M (4/7/23)
K: 3, vs. FAMU (3/1) 3, vs. FAMU (3/1/23)
BB: 3, vs. Texas A&M (4/7) 3, vs. Texas A&M (4/7/23)
PC: 40, vs. Texas A&M (4/7) 40, vs. Texas A&M (4/7/23)

43 • CHASE ISBELL RHP

6-2 • 210 • SR • Springville, AL • Samford

- Has the 2nd most appearances on the team (18)
- Earned a save in back-to-back appearances vs. USA (3/21) and UGA (3/24)
- Pitched an immaculate inning vs. UNA (2/21)

CAREER STATISTICS

YEAR	ERA	W-L	G/S	IP	H	R	ER	BB	K	BAA
2020*	3.38	1-0	5/0	5.1	3	4	2	7	6	.167
2021*	2.32	4-2	26/0	31.0	19	9	8	13	44	.173
2022	4.82	1-1	14/0	18.2	17	10	10	14	23	.243
2023	7.66	2-1	18/1	22.1	25	19	19	13	30	.284
AU	6.37	3-2	32/1	41.0	42	29	29	27	53	.266
TOTAL	4.54	8-4	63/1	77.1	64	42	39	47	103	--

SEASON HIGHS

CAREER HIGHS

IP: 3.1 vs. Lipscomb (3/4) 3.1, vs. Lipscomb (3/4/23)
H: 4, vs. Lipscomb (3/4) 5, vs. Vandy (4/9/22)
R: 4, vs. USC (2/26) 5, at LSU (4/1/22)
ER: 4, vs. USC (2/26) 5, at LSU (4/1/22)
K: 7, vs. Lipscomb (3/4) 7, vs. Lipscomb (3/4/23)
BB: 2, three times 3, at Samford (5/17/22)
PC: 56, vs. Lipscomb (3/4) 57, at ETSU (5/21/21)

47 • C. KESHOCK RHP

6-6 • 214 • FR • Spanish Fort, Ala. • Spanish Fort

- Logged a season-high 1.1 IP in the finale at SC (4/30)
- Retired the first four batters he faced in the outing, his first appearance since Mar. 25

CAREER STATISTICS

YEAR	ERA	W-L	G/S	IP	H	R	ER	BB	K	BAA
2023	42.43	0-0	4/0	2.1	9	11	11	2	2	.563

SEASON HIGHS

CAREER HIGHS

IP: 1.1, at S. Carolina (4/30) 1.1, at S. Carolina (4/30/23)
H: 4, vs. Georgia (3/25) 4, vs. Georgia (3/25/23)
R: 7, vs. Georgia (3/25) 7, vs. Georgia (3/25/23)
ER: 7, vs. Georgia (3/25) 7, vs. Georgia (3/25/23)
K: 1, two times 1, two times
BB: 1, two times 1, two times
PC: 19, at S. Carolina (4/30) 19, at S. Carolina (4/30/23)

22 • HAYDEN MURPHY RHP

6-3 • 185 • FR • Chula, GA • Tiftarea Academy

- Made his first career start vs. Troy (4/25)
- Pitched a season-high 3.1 IP and earned his first career win in the midweek vs. Samford (4/18)

CAREER STATISTICS

YEAR	ERA	W-L	G/S	IP	H	R	ER	BB	K	BAA
2023	11.57	1-0	10/1	16.1	31	21	21	8	9	.403

SEASON HIGHS

CAREER HIGHS

IP: 3.1, vs. Samford (4/18) 3.1, vs. Samford (4/18/23)
H: 7, vs. Texas A&M (4/7) 7, vs. Texas A&M (4/7/23)
R: 5, two times 5, two times
ER: 5, two times 5, two times
K: 2, four times 2, four times
BB: 2, two times 2, two times
PC: 64, vs. Texas A&M (4/7) 64, vs. Texas A&M (4/7/23)

12 • DREW NELSON LHP

5-11 • 198 • FR • Troy, AL • Pike Liberal Arts

- Is 2-0 with a 1.35 ERA in 13.1 IP in midweek games
- Pitched 1.2 scoreless IP vs. Samford (4/18)
- Pitched a 7.0 inning complete game vs. UNA (3/28)
- Is 2nd on the team in ERA since Mar. 11

CAREER STATISTICS

YEAR	ERA	W-L	G/S	IP	H	R	ER	BB	K	BAA
2023	6.92	2-3	14/4	26.0	20	21	20	19	25	.215

SEASON HIGHS

CAREER HIGHS

IP: 7.0, vs. North Alabama (3/28) 7.0, vs. North Alabama (3/28/23)
H: 4, vs. USC (2/26) 4, vs. USC (2/26/23)
R: 4, two times 4, two times
ER: 4, two times 4, two times
K: 7, vs. North Alabama (3/28) 7, vs. North Alabama (3/28/23)
BB: 3, four times 3, four times
PC: 93, vs. North Alabama (3/28) 93, vs. North Alabama (3/28/23)

44 • RYAN OLSON RHP

6-1 • 206 • FR • Auburn, AL • Auburn

- Made his SEC debut and recorded an out to end the 8th inning in the finale at SC (4/30)

CAREER STATISTICS

YEAR	ERA	W-L	G/S	IP	H	R	ER	BB	K	BAA
2023	18.00	0-0	4/0	2.0	6	4	4	2	3	.545

SEASON HIGHS

CAREER HIGHS

IP: 1.0, vs. FAMU (3/1) 1.0, vs. FAMU (3/1/23)
H: 3, vs. Southeastern (3/11) 3, vs. Southeastern (3/11/23)
R: 3, vs. Southeastern (3/11) 3, vs. Southeastern (3/11/23)
ER: 3, vs. Southeastern (3/11) 3, vs. Southeastern (3/11/23)
K: 2, vs. FAMU (3/1) 2, vs. FAMU (3/1/23)
BB: 2, vs. Indiana (2/19) 2, vs. Indiana (2/19/23)
PC: 26, vs. FAMU (3/1) 26, vs. FAMU (3/1/23)

20 • TOMMY SHEEHAN LHP

6-0 • 210 • Gr. • Brielle, NJ • Notre Dame

- Made his first app since Feb. 18 at UAB (4/4) and turned in 1.1 scoreless IP with 3 Ks
- Hasn't made an appearance since Apr. 15 at Alabama

CAREER STATISTICS

YEAR	ERA	W-L	G/S	IP	H	R	ER	BB	K	BAA
2018*	5.74	2-4	14/14	62.2	62	43	40	41	27	.264
2019*	4.58	5-6	15/15	92.1	100	62	47	23	62	.268
2020*	2.70	3-0	4/4	23.1	18	7	7	5	22	.202
2021*	6.75	0-1	2/2	8.0	10	6	6	5	10	.303
2022	4.28	2-0	16/3	33.2	25	18	16	22	29	.207
2023	13.50	0-1	4/1	2.2	3	4	4	6	6	.273
AU	4.95	2-1	20/4	36.1	28	22	20	28	35	.212
TOTAL	4.85	12-12	55/38	222.2	218	140	120	102	156	--

SEASON HIGHS

CAREER HIGHS

IP: 1.1, at UAB (4/4) 9.0, two times
H: 2, vs. Texas A&M (4/7) 13, vs. North Carolina (4/13/19)
R: 3, vs. Texas A&M (4/7) 11, vs. North Carolina (4/13/19)
ER: 3, vs. Texas A&M (4/7) 8, vs. North Carolina (4/13/19)
K: 3, at UAB (4/4) 9, at UAB (2/14/20)
BB: 3, vs. Texas A&M (4/7) 6, vs. Purdue (2/24/18)
PC: 36, vs. Texas A&M (4/7) 112, vs. North Carolina (4/13/19)

21 • TOMMY VAIL LHP

5-11 • 190 • Gr. • Seattle, WA • TCU/Notre Dame

- Auburn is 8-2 in games he has started
- Is 2-0 with a 1.08 ERA and 21 K in 16.2 IP over the last three SEC weekend
- Each of his last three starts have been 5.0+ IP
- Earned the win in 5.0 IP in the opener at SC (4/28)
- Pitched 5.0 scoreless and struck out 10 in the opener vs. MSU (4/21), marking Auburn's first 10 K game in SEC play since 2019
- Turned in 6.2 scoreless IP in the opener at Alabama - marking the team's first quality start in SEC play

CAREER STATISTICS

YEAR	ERA	W-L	G/S	IP	H	R	ER	BB	K	BAA
2018*	3.90	3-2	27/1	27.2	24	16	12	24	30	.231
2019*	3.27	3-2	25/2	44.0	24	19	16	26	61	.157
2020*	2.08	3-0	7/0	17.1	5	6	4	3	24	.086
2021*										DNP-INJURED
2022*	3.65	1-0	13/0	12.1	9	5	5	6	15	.205
2023	3.80	4-1	12/10	47.1	28	21	20	34	58	.174
TOTAL	3.45	13-5	84/13	148.2	90	67	57	93	188	--

SEASON HIGHS

CAREER HIGHS

IP: 6.2, at Alabama (4/14) 6.2, at Alabama (4/14/23)
H: 7, vs. Georgia (3/23) 7, vs. Georgia (3/23/23)
R: 5, two times 5, two times
ER: 5, vs. Texas A&M (4/7) 5, vs. Texas A&M (4/7/23)
K: 10, vs. Miss State (4/21) 10, vs. Miss State (4/21/23)
BB: 6, at S. Carolina (4/28) 6, at S. Carolina (4/28/23)
PC: 97, at Alabama (4/14) 97, at Alabama (4/14/23)

6/3 SOUTHEASTERN (W, 19-7) - - 2.2 4 3 0 2 4 0 4.20 56

2023 - SENIOR YEAR

Table with columns: Date, Opp (Res.), DEC, QS, IP, H, R, ER, BB, SO, HR, ERA, NP. Rows include games from 2/21 to 4/29.

ZACH CROTCHFELT'S AUBURN APPEARANCES

Table with columns: Date, Opp (Res.), DEC, QS, IP, H, R, ER, BB, SO, HR, ERA, NP. Rows include games from 2/19 to 4/23.

JOSEPH GONZALEZ'S AUBURN APPEARANCES

Table with columns: Date, Opp (Res.), DEC, QS, IP, H, R, ER, BB, SO, HR, ERA, NP. Rows include games from 2/20 to 5/25.

2022 - SOPHOMORE YEAR

Table with columns: Date, Opp (Res.), DEC, QS, IP, H, R, ER, BB, SO, HR, ERA, NP. Rows include games from 2/19 to 6/18.

2023 - JUNIOR YEAR

Table with columns: Date, Opp (Res.), DEC, QS, IP, H, R, ER, BB, SO, HR, ERA, NP. Row for 2/18 vs. Indiana (W, 6-1).

CHRISTIAN HERBERHOLZ'S AUBURN APPEARANCES

Table with columns: Date, Opp (Res.), DEC, QS, IP, H, R, ER, BB, SO, HR, ERA, NP. Rows include games from 2/19 to 3/4.

Table with columns: Date, Opp (Res.), DEC, QS, IP, H, R, ER, BB, SO, HR, ERA, NP. Rows include games from 3/8 to 4/29.

TREVOR HORNE'S AUBURN APPEARANCES

2023 - REDSHIRT FRESHMAN YEAR

Table with columns: Date, Opp (Res.), DEC, QS, IP, H, R, ER, BB, SO, HR, ERA, NP. Rows include games from 2/19 to 4/30.

CHASE ISBELLS' AUBURN APPEARANCES

2022 - JUNIOR YEAR

Table with columns: Date, Opp (Res.), DEC, QS, IP, H, R, ER, BB, SO, HR, ERA, NP. Rows include games from 3/22 to 6/21.

2023 - SENIOR YEAR

Table with columns: Date, Opp (Res.), DEC, QS, IP, H, R, ER, BB, SO, HR, ERA, NP. Rows include games from 2/18 to 4/29.

CAMERON KESHOCK'S AUBURN APPEARANCES

2023 - FRESHMAN YEAR

Table with columns: Date, Opp (Res.), DEC, QS, IP, H, R, ER, BB, SO, HR, ERA, NP. Rows include games from 3/1 to 4/30.

HAYDEN MURPHY'S AUBURN APPEARANCES

2023 - FRESHMAN YEAR

Table with columns: Date, Opp (Res.), DEC, QS, IP, H, R, ER, BB, SO, HR, ERA, NP. Rows include games from 2/19 to 4/23.

DREW NELSON'S AUBURN APPEARANCES

2023 - FRESHMAN YEAR

Date	Opp (Res.)	DEC	QS	IP	H	R	ER	BB	SO	HR	ERA	NP
2/19	*INDIANA (L, 2-11)	L	-	0.2	2	4	4	3	0	1	54.00	32
2/26	USC (T, 12-12)	-	-	1.2	4	4	4	0	1	0	30.86	26
3/11	SOUTHEASTERN (L, 7-8)	-	-	2.2	2	2	1	1	3	0	16.20	43
3/17	at #3 Arkansas (L, 2-7)	-	-	1.2	0	0	0	1	5	0	12.15	30
3/21	*vs. South Alabama (W, 6-5)	W	-	4.0	1	0	0	1	2	0	7.59	65
3/28	*NORTH ALABAMA (W, 14-1 [7])	W	X	7.0	3	1	1	1	7	0	5.09	93
4/2	at #2 Florida (L, 8-17)	L	-	1.0	1	3	3	3	1	0	6.27	29
4/6	TEXAS A&M (L, 5-9)	-	-	0.2	1	0	0	0	1	0	6.05	9
4/7	TEXAS A&M (L, 6-12)	-	-	2.1	0	0	0	3	2	0	5.40	39
4/15	*at Alabama (L, 2-4)	L	-	1.0	2	3	3	3	1	0	6.35	38
4/18	SAMFORD (W, 13-3 [8])	-	-	1.2	1	0	0	0	1	0	5.92	23
4/22	MISS STATE (L, 10-11)	-	-	1.0	1	2	2	2	1	1	6.39	19
4/23	TROY (L, 7-8)	-	-	0.2	1	1	1	1	0	0	6.58	14
4/30	*at #2 South Carolina (L, 7-8)	-	-	0.0	1	1	1	0	0	0	6.92	3

RYAN OLSON'S AUBURN APPEARANCES

2023 - FRESHMAN YEAR

Date	Opp (Res.)	DEC	QS	IP	H	R	ER	BB	SO	HR	ERA	NP
2/19	INDIANA (L, 2-11)	-	-	0.1	1	1	1	2	0	0	27.00	16
3/1	FLORIDA A&M (W, 18-8)	-	-	1.0	2	0	0	0	2	0	6.75	26
3/11	SOUTHEASTERN (L, 7-8)	-	-	0.1	3	3	3	0	1	0	21.60	10
4/30	*at #2 South Carolina (L, 7-8)	-	-	0.1	0	0	0	0	0	0	18.00	3

TOMMY SHEEHAN'S AUBURN APPEARANCES

2022 - FIFTH YEAR

Date	Opp (Res.)	DEC	QS	IP	H	R	ER	BB	SO	HR	ERA	NP
2/18	*vs. Oklahoma (L, 0-3)	-	-	1.0	1	0	0	1	1	0	0.00	33
2/23	*TROY (W, 13-1)	-	-	3.0	1	1	1	3	1	0	2.25	43
3/6	RHODE ISLAND (W, 14-1)	S	-	3.0	0	0	0	1	5	0	1.29	47
3/13	MIDDLE TENNESSEE-G1 (W, 10-7) W	-	-	3.2	4	2	2	2	1	1	2.53	52
3/19	#1 OLE MISS (L, 2-15)	-	-	2.2	5	3	3	0	3	0	4.05	40
3/27	* at Texas A&M (W, 13-9)	-	-	1.0	3	5	5	4	0	0	6.91	38
4/9	#12 VANDERBILT (L, 4-19)	-	-	1.1	2	2	2	2	1	0	7.47	28
4/20	KENNESAW STATE (W, 14-1)	-	-	2.0	0	0	0	0	3	0	6.62	22
4/23	SOUTH CAROLINA (W, 8-6)	-	-	1.0	2	3	2	1	2	0	7.23	24
4/29	at #1 Tennessee (L, 4-17)	-	-	2.1	0	0	0	2	0	0	6.43	35
5/6	#3 ARKANSAS (L, 8-11)	-	-	1.0	1	0	0	0	0	0	6.14	19
5/8	#3 ARKANSAS (L, 4-7)	-	-	0.2	0	1	0	2	1	0	5.96	21
5/14	ALABAMA (W, 6-4)	-	-	4.0	1	0	0	1	4	0	5.06	65
5/20	at Kentucky (L, 1-5)	-	-	2.0	1	1	1	1	1	0	5.02	38
6/11	at #3 Oregon State (W, 7-5)	W	-	3.1	2	0	0	1	3	0	4.50	54
6/20	vs. #2 Stanford (W, 6-2)	-	-	1.2	2	0	0	1	3	0	4.28	33

2023 - SIXTH YEAR

Date	Opp (Res.)	DEC	QS	IP	H	R	ER	BB	SO	HR	ERA	NP
2/18	INDIANA (W, 6-1)	-	-	0.1	0	0	0	2	1	0	0.00	20
4/4	at UAB (L, 5-6)	-	-	1.1	1	0	0	0	3	0	0.00	19
4/7	*TEXAS A&M (L, 6-12)	L	-	0.2	2	3	3	3	2	0	11.57	36
4/15	at Alabama (L, 2-4)	-	-	0.1	0	1	1	1	0	0	13.50	10

TOMMY VAIL'S AUBURN APPEARANCES

2022 - SIXTH YEAR

Date	Opp (Res.)	DEC	QS	IP	H	R	ER	BB	SO	HR	ERA	NP
2/18	INDIANA (W, 6-1)	-	-	2.0	0	0	0	0	1	0	0.00	27
2/25	USC (W, 12-6)	-	-	1.2	1	0	0	2	2	0	0.00	32
3/1	*FLORIDA A&M (W, 18-8)	W	-	4.0	0	0	0	2	6	0	0.00	58
3/7	*UAB (W, 4-1)	W	-	5.2	0	0	0	2	8	0	0.00	87
3/14	*GEORGIA TECH (W, 12-11 [12])	-	-	1.0	1	1	1	0	1	0	0.63	10
3/17	*at #3 Arkansas (L, 2-7)	L	-	3.1	2	4	4	4	4	1	2.55	63
3/23	*GEORGIA (W, 7-6 [11])	-	-	5.0	7	4	4	2	7	0	3.57	85
4/2	*at #2 Florida (L, 8-17)	-	-	4.2	2	5	4	5	6	0	4.28	92
4/7	*TEXAS A&M (W, 10-9)	-	-	3.1	6	5	5	4	2	2	5.28	80
4/14	*at Alabama (W, 8-4)	W	X	6.2	2	0	0	4	4	0	4.34	97
4/21	*MISS STATE (W, 2-1)	-	-	5.0	3	0	0	3	10	0	3.83	88
4/28	*at #2 South Carolina (W, 8-3)	W	-	5.0	4	2	2	6	7	0	3.80	96

SUPERLATIVES AND MISCELLANEOUS NOTES

STARTS BY POSITION

STARTING PITCHER

Tommy Vail	10	8-2
Zach Crotchfelt	6	3-3
Christian Herberholz	6	3-3
Konner Copeland	4	2-2
Drew Nelson	4	2-2
Chase Allsup	3	2-1
Tanner Bauman	3	3-0
Will Cannon	3	1-2
John Armstrong	1	0-1
Jospeh Gonzalez	1	1-0
Chase Isbell	1	0-0-1
Hayden Murphy	1	0-1
Tommy Sheehan	1	0-1

CATCHER

Nate LaRue	33	17-15-1
Ryan Dyal	5	3-2
Carter Wright	5	5-0
Ike Irish	1	0-1

FIRST BASE

Cooper McMurray	27	14-12-1
Ike Irish	12	6-6
Cam Hill	3	3-0
Brody Wortham	2	1-1

SECOND BASE

Caden Green	33	18-14-1
Brody Moss	7	5-2
Bryson Ware	4	2-2

THIRD BASE

Bryson Ware	40	23-16-1
Gavin Miller	4	2-2

SHORTSTOP

Cole Foster	41	24-16-1
Caden Green	3	1-2

LEFT FIELD

Chris Stanfield	25	15-10
Bobby Peirce	17	8-8-1
Mike Bello	1	1-0
Josh Hall	1	1-0

CENTER FIELD

Kason Howell	43	24-18-1
Chris Stanfield	1	1-0

RIGHT FIELD

Justin Kirby	32	18-13-1
Bobby Peirce	10	6-4
Josh Hall	2	1-1

DESIGNATED HITTER

Ike Irish	31	19-11-1
Mike Bello	4	0-4
Bobby Peirce	4	3-1
Ryan Dyal	2	2-0
Justin Kirby	2	1-1
Cam Hill	1	0-1

2023 AUBURN & OPPONENT HIGHS

TEAM BATTING

	AUBURN	OPPONENT
Runs in a game	18, vs. FAMU [7] (3/1)	24, Georgia (3/25)
Runs in an inning	11 [1st], vs. FAMU [7] (3/1)	16 [8th], Georgia (3/25)
Most Hits in a game	20, vs. Georgia Tech (3/14)	22, Georgia Tech (3/14)
Fewest Hits in a game	3, at Arkansas (3/19)	3, two times
Hits in an inning	7, two times	8 [8th], Georgia (3/25)
2B in a game	8, vs. Lipscomb (3/4)	8, Georgia Tech (3/14)
3B in a game	1, eight times	1, three times
HR in a game	5, at SC (4/30)	4, two times
SB in a game	3, two times	5, Texas A&M (4/7)
LOB in a game	15, vs. Georgia Tech (3/14)	14, Georgia (3/24)
K in a game	15, vs. Texas A&M (4/6)	14, three times
BB in a game	14, vs. FAMU [7] (3/1)	14, Florida (4/2)

TEAM PITCHING

	AUBURN	OPPONENT
K in a game	14, three times	15, Texas A&M (4/6)
BB in a game	14, at Florida (4/2)	14, FAMU (3/1)
Pitchers used	8, two times	10, Georgia Tech (4/11)
Total Quality Starts	2	7

TEAM FIELDING

	AUBURN	OPPONENT
Errors in a game	4, vs. USA (3/21)	3, three times
DP turned in a game	3, three times	5, Alabama (4/15)

IND. BATTING

	AUBURN	OPPONENT
Hits in a game	5, Peirce at GT (4/11)	5, two times
Runs in a game	3, 21 times	5, Langford [UF] (4/2)
2B in a game	3, Howell vs. Lipscomb (3/3)	2, 13 times
3B in a game	1, eight times	1, three times
HR in a game	2, six times	2, four times
RBI in a game	7, Kirby vs. USC (2/26)	8, Heyman [UF] (4/2)
XBH in a game	3, two times	3, two times
SB in a game	2, three times	2, two times
BB in a game	3, six times	4, Seidl [UA] (4/16)
HBP in a game	2, two times	2, four times
K in a game	4, three times	4, Hines [MSU] (4/21)
Hitting Streak	18, Ware (3/14-4/14)	3, 29 times
Consec. G w/HR	4, two times	2, four times

IND. PITCHING

	AUBURN	OPPONENT
K by a starter	10, Vail vs. MSU (4/21)	11, Dettmer [TAMU] (4/6)
K by a reliever	7, Isbell vs. Lipscomb (3/4)	7, two times
BB by a starter	6, Vail at SC (4/28)	6, Waldrep [UF] (4/1)
BB by a reliever	3, 13 times	5, Langley [FAMU] (3/1)
IP by a starter	7.0, Nelson vs. UNA (3/28)	7.0, Tucker [LIP] (3/5)
IP by a reliever	4.2, Cannon at Arkansas (3/19)	4.1, Hunt [MSU] (4/22)

MISCELLANEOUS

	AUBURN
Biggest comeback win	7, two times
Biggest blown lead loss	5, two times
Largest margin of victory	13, vs. UNA [7] (3/28)
Largest margin of defeat	17, vs. Georgia (3/25)
Longest game, Time	4:33, vs. Georgia Tech (3/14)
Longest game, Time (9 inn)	3:48, vs. USC (2/26)
Shortest game, Time (9 inn)	2:13, vs. UAB (3/7)
Longest game, Innings	12, vs. Georgia Tech (3/14)
Largest crowd, Home	4,096, 12 times
Largest crowd, Road	9,359, at Arkansas (3/18)
Largest crowd, Neutral	5,448, vs. UNA [7] (2/21)

STARTS BY ORDER

LEADOFF

Kason Howell	15	9-6
Cole Foster	14	5-9
Bobby Peirce	7	5-1-1
Chris Stanfield	6	4-2
Mike Bello	1	1-0
Josh Hall	1	1-0

2ND SPOT

Cole Foster	22	15-6-1
Bobby Peirce	14	5-9
Ike Irish	3	2-1
Brody Moss	2	2-0
Chris Stanfield	2	1-1
Mike Bello	1	0-1

3RD SPOT

Ike Irish	23	8-15
Justin Kirby	11	10-0-1
Bobby Peirce	6	4-2
Bryson Ware	4	3-1

CLEANUP

Bryson Ware	20	6-14
Ike Irish	18	15-2-1
Justin Kirby	3	2-1
Cooper McMurray	3	2-1

5TH SPOT

Bryson Ware	17	14-2-1
Justin Kirby	14	6-8
Cooper McMurray	11	3-8
Nate LaRue	2	2-0

6TH SPOT

Kason Howell	9	4-4-1
Cooper McMurray	8	5-3
Chris Stanfield	7	4-3
Ryan Dyal	6	4-2
Justin Kirby	5	1-4
Cole Foster	4	3-1
Bobby Peirce	4	3-1
Gavin Miller	1	1-0

7TH SPOT

Kason Howell	17	9-8
Chris Stanfield	11	7-4
Cooper McMurray	3	2-0-1
Gavin Miller	3	1-2
Caden Green	2	1-1
Cam Hill	2	2-0
Bryson Ware	2	1-1
Ryan Dyal	1	1-0
Cole Foster	1	1-0
Justin Kirby	1	0-1
Brody Moss	1	0-1

8TH SPOT

Nate LaRue	22	10-11-1
Caden Green	7	4-3
Carter Wright	4	4-0
Mike Bello	2	0-2
Josh Hall	2	1-1
Cam Hill	2	1-1
Cooper McMurray	2	2-0
Brody Wortham	2	2-0
Bryson Ware	1	1-0

9TH SPOT

Caden Green	27	14-12-1
Nate LaRue	9	5-4
Brody Moss	4	3-1
Kason Howell	2	2-0
Mike Bello	1	0-1
Carter Wright	1	1-0

PITCHING NOTES

2023 BULLPEN BY NUMBERS

Total App.....	153
Saves/Opp.....	11/12
IR/IRS.....	167/73
BA Against.....	.292
ERA.....	6.80

SAVES/OPP

Will Cannon.....	4/5
Chase Allsup.....	2/2
John Armstrong.....	2/2
Chase Isbell.....	2/2
Parker Carlson.....	1/1

INHERITED RUNNERS/SCORED

Chase Allsup.....	13/6
John Armstrong.....	28/6
Tanner Bauman.....	11/4
Will Cannon.....	21/12
Parker Carlson.....	24/11
Konner Copeland.....	7/5
Zach Crotchfelt.....	4/0
Christian Herberholz.....	12/5
Trevor Horne.....	8/3
Chase Isbell.....	18/7
Cameron Keshock.....	3/2
Hayden Murphy.....	10/7
Drew Nelson.....	6/5
Ryan Olson.....	2/0

1ST BATTER FACED/RETIRED

Chase Allsup.....	12/6
John Armstrong.....	18/13
Tanner Bauman.....	13/7
Will Cannon.....	14/8
Parker Carlson.....	15/9
Konner Copeland.....	8/4
Zach Crotchfelt.....	6/4
Christian Herberholz.....	9/6
Trevor Horne.....	9/6
Chase Isbell.....	17/9
Cameron Keshock.....	4/1
Hayden Murphy.....	9/6
Drew Nelson.....	10/4
Ryan Olson.....	4/2
Tommy Sheehan.....	3/2
Tommy Vail.....	2/1

RELIEF ERA

Tommy Vail.....	0.00
Parker Carlson.....	4.50
Tommy Sheehan.....	4.50
John Armstrong.....	4.65
Christian Herberholz.....	4.67
Will Cannon.....	4.67
Chase Isbell.....	6.04
Zach Crotchfelt.....	6.19
Chase Allsup.....	6.75
Tanner Bauman.....	7.33
Drew Nelson.....	8.10
Konner Copeland.....	9.56
Trevor Horne.....	9.64
Hayden Murphy.....	10.05
Ryan Olson.....	18.00
Cameron Keshock.....	42.43

2023 Auburn Baseball
Team Game-by-Game for Auburn (as of Apr 30, 2023)
Pitching (All games)

Date	Opponent	ip	h	r	er	bb	so	2b	3b	hr	wp	bk	hbp	dp	lbb	score	w-l	sv	era
Feb 17	INDIANA	9.0	5	4	3	4	12	0	0	1	0	0	3	0	0	8-4	1-0	0	3.00
Feb 18	INDIANA	9.0	4	1	1	3	5	1	0	0	0	1	2	0	0	6-1	2-0	0	2.00
Feb 19	INDIANA	9.0	14	11	11	7	7	4	0	1	1	0	1	0	0	2-11	2-1	0	5.00
Feb 21	vs North Alabama	7.0	5	1	1	0	12	3	0	0	0	0	0	0	0	13-1	3-1	0	4.24
Feb 24	USC	9.0	8	3	3	6	6	2	1	0	0	1	1	1	0	5-3	4-1	1	3.98
Feb 25	USC	9.0	9	6	5	7	8	2	0	1	0	0	1	0	1	12-6	5-1	2	4.15
Feb 26	USC	9.0	15	12	12	4	6	5	0	2	2	0	1	0	0	12-12	5-1	2	5.31
Mar 01	FLORIDA A&M	7.0	7	8	6	5	14	0	0	1	0	0	1	0	0	18-8	6-1	2	5.56
Mar 03	LIPSCOMB	9.0	7	3	3	3	14	2	0	3	0	0	1	1	0	7-3	7-1	3	5.26
Mar 04	LIPSCOMB	9.0	16	11	11	3	11	1	0	4	0	0	0	0	0	12-11	8-1	3	5.86
Mar 05	LIPSCOMB	9.0	6	3	3	4	7	0	0	1	3	0	1	0	0	4-3	9-1	3	5.59
Mar 07	UAB	9.0	3	1	1	3	11	0	0	0	0	1	0	0	0	4-1	10-1	4	5.19
Mar 08	at Jacksonville Stat	9.0	7	3	2	4	13	3	0	0	2	0	0	0	0	6-3	11-1	5	4.94
Mar 10	SOUTHEASTERN	9.0	7	1	1	3	7	1	0	0	1	0	4	0	0	7-1	12-1	6	4.65
Mar 11	SOUTHEASTERN	9.0	14	8	6	4	9	1	0	1	1	0	0	1	0	3-8	12-2	6	4.74
Mar 11	SOUTHEASTERN	9.0	13	8	7	3	9	4	0	0	2	0	2	0	0	7-8	12-3	6	4.89
Mar 14	GEORGIA TECH	12.0	22	11	11	1	12	8	0	0	0	0	1	2	0	12-11	13-3	6	5.15
*Mar 17	at Arkansas	8.0	8	7	6	7	11	1	0	1	0	0	1	0	0	2-7	13-4	6	5.23
*Mar 18	at Arkansas	8.0	9	9	6	3	9	3	0	1	0	0	1	0	0	3-9	13-5	6	5.30
*Mar 19	at Arkansas	8.0	9	5	5	3	8	2	0	1	0	0	3	2	0	0-5	13-6	6	5.32
Mar 21	vs South Alabama	9.0	6	5	5	3	4	0	0	3	2	0	1	0	0	6-5	14-6	7	5.30
*Mar 23	GEORGIA	11.0	10	6	6	4	10	3	0	0	1	0	0	0	0	7-6	15-6	7	5.28
*Mar 24	GEORGIA	9.0	10	3	2	5	7	2	0	1	2	0	2	1	0	6-3	16-6	8	5.14
*Mar 25	GEORGIA	8.0	20	24	22	9	10	3	0	3	2	0	2	0	0	7-24	16-7	8	5.87
Mar 28	NORTH ALABAMA	7.0	3	1	1	1	7	1	0	0	0	0	0	0	0	14-1	17-7	8	5.73
*Mar 31	at Florida	9.0	6	1	1	6	7	2	0	0	0	0	3	2	0	10-1	18-7	8	5.54
*Apr 1	at Florida	8.0	19	12	9	4	7	2	1	1	1	0	1	0	0	5-12	18-8	8	5.70
*Apr 02	at Florida	8.0	12	17	16	13	12	4	0	2	0	0	3	0	1	8-17	18-9	8	6.10
Apr 04	at UAB	8.1	11	6	6	5	9	1	0	0	2	0	1	0	1	5-6	18-10	8	6.11
*Apr 06	TEXAS A&M	9.0	11	9	9	5	9	3	0	3	3	0	1	1	0	5-9	18-11	8	6.21
*Apr 07	TEXAS A&M	9.0	12	9	9	13	8	1	0	3	1	1	0	3	0	10-9	19-11	9	6.30
*Apr 07	TEXAS A&M	9.0	14	12	11	12	7	2	0	0	4	0	0	3	0	6-12	19-12	9	6.45
Apr 11	at Georgia Tech	9.2	12	12	12	10	3	0	3	1	0	0	1	2	1	8-12	19-13	9	6.61
*Apr 14	at Alabama	9.0	5	4	4	8	7	0	0	0	0	0	3	1	0	8-4	20-13	9	6.53
*Apr 15	at Alabama	8.0	5	4	4	8	5	2	0	0	0	0	3	2	0	2-4	20-14	9	6.48
*Apr 16	at Alabama	8.0	9	6	6	6	7	1	1	0	0	0	1	0	0	1-6	20-15	9	6.49
Apr 18	SAMFORD	8.0	9	3	3	3	10	3	0	0	1	0	1	3	0	13-3	21-15	10	6.41
*Apr 21	MISSISSIPPI STAT	9.0	4	1	1	7	14	1	0	0	0	1	0	2	0	2-1	22-15	11	6.26
*Apr 22	MISSISSIPPI STAT	9.0	10	11	11	7	9	0	0	4	2	0	2	1	0	10-11	22-16	11	6.39
*Apr 23	MISSISSIPPI STAT	9.0	13	11	8	6	5	5	0	1	1	0	0	0	0	12-11	23-16	11	6.43
Apr 25	TROY	9.0	9	8	8	8	8	0	0	2	0	1	2	1	0	7-8	23-17	11	6.47
*Apr 28	at South Carolina	9.0	9	3	3	7	9	3	0	0	2	0	1	2	0	8-3	24-17	11	6.38
*Apr 29	at South Carolina	9.0	6	5	5	6	11	4	0	1	0	0	1	2	0	9-5	25-17	11	6.35
*Apr 30	at South Carolina	8.0	11	8	7	8	9	0	0	1	0	0	1	0	0	7-8	25-18	11	6.38
Totals		385.0	424	297	273	243	392	89	3	46	38	3	51	35	4	319-297	25-18	11	6.38

AUBURN STARTING PITCHER BREAKDOWN

Starter	GS	Quality Starts	Run Support	RS/Start	Auburn Record
Vail	10	1	47	4.7	8-2
Crotchfelt	6	--	7	1.2	3-3
Herberholz	6	--	23	3.8	3-3
Copeland	4	--	9	2.3	2-2
Nelson	4	1	19	4.8	2-2
Allsup	3	--	2	0.7	2-1
Bauman	3	--	4	1.3	3-0
Cannon	3	--	18	6.0	1-2
Armstrong	1	--	3	3.0	0-1
Gonzalez	1	--	4	4.0	1-0
Murphy	1	--	6	6.0	0-1
Isbell	1	--	0	0.0	0-0-1
Sheehan	1	--	0	0.0	0-1

Auburn Overall Rankings

Category	Rank	No.
ERA	13th	6.38
Opp BA	14th	.281
Hits Allowed	14th	424
Walks	13th	243
Strikeouts	13th	392

Auburn SEC-Only Rankings

Category	Rank	No.
ERA	12th	7.47
Opp BA	13th	.296
Hits Allowed	13th	212
Walks	14th	147
Strikeouts	9th	181

AUBURN PITCHING BREAKDOWN

	W-L	ERA	IP	H	R	ER	BB	K	HR	AVG	W-L	ERA	IP	H	R	ER	BB	K	HR	AVG	
STARTERS	8-10	5.72	148.0	150	104	94	95	157	22	.263	HOME	18-8	6.51	242.0	275	189	175	140	242	32	.288
RELIEVERS	17-8	6.80	237.0	274	193	179	148	235	24	.292	ROAD	5-10	6.52	127.0	138	102	92	100	134	11	.280
TOTALS	25-18	6.38	385.0	424	297	273	243	392	46	.281	NEUT.	2-0	3.38	16.0	11	6	6	3	16	3	.183

HITTING NOTES

2023 MULTI-HIT GAMES

Table with 5 columns: Player Name, 2, 3, 4, 5+ hits, Total. Lists players like Ike Irish, Bryson Ware, Cole Foster, etc.

CAREER AUBURN MULTI-HIT GAMES

Table with 5 columns: Player Name, Career 2, 3, 4, 5+ hits, Total. Lists players like Kason Howell, Bryson Ware, Cole Foster, etc.

2023 MULTI-RBI GAMES

Table with 5 columns: Player Name, 2, 3, 4, 5+ RBIs, Total. Lists players like Bryson Ware, Cooper McMurray, Ike Irish, etc.

CAREER AUBURN MULTI-RBI GAMES

Table with 5 columns: Player Name, Career 2, 3, 4, 5+ RBIs, Total. Lists players like Bryson Ware, Kason Howell, Cole Foster, etc.

CAREER AUBURN STARTS

Table with 3 columns: Player Name, Career Starts, Consec. Starts. Lists players like Kason Howell, Bryson Ware, Cole Foster, etc.

TEAM NOTES

Auburn Overall SEC Rankings and Auburn SEC-Only Rankings table. Shows rankings for Avg., Hits, 2B, HR, BB in various categories.

2023 AUBURN HOME RUNS

Table with 6 columns: No., Player (#), Opponent (Date), On Outs Inn., Pitcher. Lists home runs by players like Justin Kirby, Bobby Peirce, Bryson Ware, etc.

AUBURN CAREER HOME RUN BREAKDOWN

Table with 8 columns: Player Name, 1R, 2R, 3R, GS, Career Home Runs, Home, Road, Last. Lists players like Bello, Dyal, Foster, etc.

AUBURN HITTING STREAKS

Table with 3 columns: Player Name, Current Streak, '23 Streak, Career Streak. Lists players like Mike Bello, Ryan Dyal, Cole Foster, etc.

AUBURN REACHED BASE STREAKS

Table with 3 columns: Player Name, Current Streak, '23 Streak, Career Streak. Lists players like Mike Bello, Ryan Dyal, Cole Foster, etc.

BUNT HITS

Table with 2 columns: Player Name, No. Lists players like Kason Howell, Ike Irish, Josh Hall, etc.

SAC BUNTS

Table with 2 columns: Player Name, No. Lists players like Caden Green, Bryson Ware, Cole Foster, etc.

SAC FLIES

Table with 2 columns: Player Name, No. Lists players like Bryson Ware, Ike Irish, Bobby Peirce, etc.

OUTFIELD ASSISTS

Table with 2 columns: Player Name, No. Lists players like Bobby Peirce, Chris Stanfield, Kason Howell, etc.

PINCH HITS

Table with 2 columns: Player Name, No. Lists players like Chris Stanfield, Cooper McMurray, Gavin Miller, etc.

AUBURN 2023 GAME-BY-GAME STARTING LINEUPS

DATE	OPP	1	2	3	4	5	6	7	8	9	SP
2/17	Indiana	Peirce	Foster	Irish	Kirby	LaRue	McMurray	Howell	Ware	Green	Allsup
2/18	Indiana	Peirce	Foster	Irish	Kirby	LaRue	Howell	Ware	Wortham	Green	Gonzalez
2/19	Indiana	Peirce	Foster	Irish	Kirby	McMurray	Howell	Ware	LaRue	Green	Nelson
2/21	vs. North Alabama	Peirce	Moss	Kirby	Irish	Ware	Dyal	Foster	Hill	Howell	Copeland
2/24	USC	Peirce	Moss	Kirby	Irish	Ware	Foster	Hill	LaRue	Howell	Allsup
2/25	USC	Peirce	Foster	Kirby	Irish	Ware	Howell	McMurray	LaRue	Moss	Herberholz
2/26	USC	Peirce	Foster	Kirby	Irish	Ware	Howell	McMurray	LaRue	Green	Isbell
3/1	Florida A&M	Hall	Foster	Kirby	Irish	Ware	Dyal	Howell	McMurray	Moss	Vail
3/3	Lipscomb	Howell	Foster	Kirby	Irish	Ware	Stanfield	McMurray	LaRue	Green	Bauman
3/4	Lipscomb	Howell	Foster	Kirby	Irish	Ware	Dyal	Stanfield	McMurray	Green	Herberholz
3/5	Lipscomb	Howell	Foster	Kirby	Irish	Ware	Stanfield	Hill	LaRue	Green	Crotchfelt
3/7	UAB	Howell	Foster	Kirby	Irish	Ware	Peirce	Stanfield	LaRue	Moss	Vail
3/8	at Jacksonville State	Bello	Foster	Kirby	Irish	Ware	Dyal	Stanfield	Wright	Green	Copeland
3/10	Southeastern	Howell	Foster	Kirby	Irish	Ware	Stanfield	Dyal	LaRue	Green	Bauman
3/11	Southeastern	Howell	Bello	Irish	Ware	Kirby	Stanfield	Moss	LaRue	Green	Crotchfelt
3/11	Southeastern	Howell	Stanfield	Irish	Ware	Kirby	Dyal	Miller	Hill	Green	Herberholz
3/14	Georgia Tech	Howell	Stanfield	Irish	Ware	Kirby	Miller	Green	Hall	LaRue	Vail
3/17	at Arkansas*	Howell	Foster	Irish	Ware	Kirby	Stanfield	Green	Hall	LaRue	Vail
3/18	at Arkansas*	Howell	Foster	Irish	Ware	Kirby	Dyal	Stanfield	Bello	Moss	Crotchfelt
3/19	at Arkansas*	Howell	Foster	Irish	Ware	Kirby	Stanfield	Miller	LaRue	Bello	Copeland
3/21	vs. South Alabama	Howell	Foster	Irish	Ware	Kirby	Stanfield	Miller	Wortham	Wright	Nelson
3/23	Georgia*	Howell	Foster	Ware	Irish	Kirby	Peirce	Stanfield	LaRue	Green	Vail
3/24	Georgia*	Howell	Foster	Ware	Irish	Kirby	Peirce	Stanfield	Wright	Green	Bauman
3/25	Georgia*	Howell	Foster	Ware	Irish	Kirby	Peirce	Stanfield	LaRue	Green	Crotchfelt
3/28	North Alabama	Foster	Peirce	Ware	Irish	Kirby	McMurray	Howell	Wright	Green	Nelson
3/31	at Florida*	Foster	Peirce	Irish	Ware	Kirby	McMurray	Howell	LaRue	Green	Cannon
4/1	at Florida*	Foster	Peirce	Irish	Ware	Kirby	McMurray	Howell	LaRue	Green	Armstrong
4/2	at Florida*	Foster	Peirce	Irish	Ware	Kirby	McMurray	Howell	LaRue	Green	Vail
4/4	at UAB	Foster	Peirce	Irish	Ware	McMurray	Kirby	Howell	LaRue	Green	Copeland
4/6	Texas A&M*	Foster	Peirce	Irish	Ware	McMurray	Kirby	Howell	LaRue	Green	Cannon
4/7	Texas A&M*	Foster	Peirce	Irish	Ware	McMurray	Howell	Stanfield	Wright	Green	Vail
4/7	Texas A&M*	Foster	Peirce	Irish	Ware	McMurray	Howell	Stanfield	Bello	Green	Sheehan
4/11	at Georgia Tech	Foster	Peirce	Irish	Ware	McMurray	Kirby	Howell	LaRue	Green	Allsup
4/14	at Alabama*	Foster	Peirce	Irish	Ware	McMurray	Howell	Stanfield	LaRue	Green	Vail
4/15	at Alabama*	Foster	Peirce	Irish	Ware	McMurray	Kirby	Howell	LaRue	Green	Nelson
4/16	at Alabama*	Foster	Peirce	Irish	Ware	McMurray	Howell	Stanfield	LaRue	Green	Herberholz
4/18	Samford	Foster	Peirce	Irish	Ware	McMurray	Kirby	Howell	LaRue	Green	Crotchfelt
4/21	Mississippi State	Stanfield	Foster	Peirce	Irish	Ware	McMurray	Howell	Green	LaRue	Vail
4/22	Mississippi State*	Stanfield	Foster	Peirce	Irish	Ware	McMurray	Howell	Green	LaRue	Herberholz
4/23	Mississippi State*	Stanfield	Foster	Peirce	Irish	Ware	McMurray	Howell	Green	LaRue	Crotchfelt
4/25	Troy	Foster	Peirce	Irish	Ware	McMurray	Howell	Kirby	Green	LaRue	Murphy
4/28	at South Carolina*	Stanfield	Irish	Peirce	McMurray	Ware	Foster	Howell	Green	LaRue	Vail
4/29	at South Carolina*	Stanfield	Irish	Peirce	McMurray	Ware	Foster	Howell	Green	LaRue	Herberholz
4/30	at South Carolina*	Stanfield	Irish	Peirce	McMurray	Ware	Foster	Howell	Green	LaRue	Cannon
5/5	LSU*										
5/6	LSU*										
5/7	LSU*										
5/9	vs. Samford										
5/11	at Ole Miss*										
5/12	at Ole Miss*										
5/13	at Ole Miss*										
5/16	Jacksonville State										
5/18	Missouri*										
5/19	Missouri*										
5/20	Missouri*										

* - SEC Game

AUBURN 2023 GAME-BY-GAME STARTERS

DATE	OPP	SP	C	1B	2B	3B	SS	LF	CF	RF	DH
2/17	Indiana	Allsup	LaRue	McMurray	Green	Ware	Foster	Peirce	Howell	Kirby	Irish
2/18	Indiana	Gonzalez	LaRue	Wortham	Green	Ware	Foster	Peirce	Howell	Kirby	Irish
2/19	Indiana	Nelson	LaRue	McMurray	Green	Ware	Foster	Peirce	Howell	Kirby	Irish
2/21	vs. North Alabama	Copeland	Dyal	Hill	Moss	Ware	Foster	Peirce	Howell	Kirby	Irish
2/24	USC	Allsup	LaRue	Hill	Moss	Ware	Foster	Peirce	Howell	Kirby	Irish
2/25	USC	Herberholz	LaRue	McMurray	Moss	Ware	Foster	Peirce	Howell	Kirby	Irish
2/26	USC	Isbell	LaRue	McMurray	Green	Ware	Foster	Peirce	Howell	Kirby	Irish
3/1	Florida A&M	Vail	Dyal	McMurray	Moss	Ware	Foster	Hall	Howell	Kirby	Irish
3/3	Lipscomb	Bauman	LaRue	McMurray	Green	Ware	Foster	Stanfield	Howell	Kirby	Irish
3/4	Lipscomb	Herberholz	Dyal	McMurray	Green	Ware	Foster	Stanfield	Howell	Kirby	Irish
3/5	Lipscomb	Crotchfelt	LaRue	Hill	Green	Ware	Foster	Stanfield	Howell	Kirby	Irish
3/7	UAB	Vail	LaRue	Irish	Moss	Ware	Foster	Stanfield	Howell	Kirby	Peirce
3/8	at Jacksonville State	Copeland	Wright	Irish	Green	Ware	Foster	Bello	Stanfield	Kirby	Dyal
3/10	Southeastern	Bauman	LaRue	Irish	Green	Ware	Foster	Stanfield	Howell	Kirby	Dyal
3/11	Southeastern	Crotchfelt	LaRue	Irish	Moss	Ware	Green	Stanfield	Howell	Kirby	Bello
3/11	Southeastern	Herberholz	Dyal	Irish	Ware	Miller	Green	Stanfield	Howell	Kirby	Hill
3/14	Georgia Tech	Vail	LaRue	Irish	Ware	Miller	Green	Stanfield	Howell	Hall	Kirby
3/17	at Arkansas*	Vail	LaRue	Irish	Green	Ware	Foster	Stanfield	Howell	Hall	Kirby
3/18	at Arkansas*	Crotchfelt	Dyal	Irish	Moss	Ware	Foster	Stanfield	Howell	Kirby	Bello
3/19	at Arkansas*	Copeland	LaRue	Irish	Ware	Miller	Foster	Stanfield	Howell	Kirby	Bello
3/21	vs. South Alabama	Nelson	Wright	Wortham	Ware	Miller	Foster	Stanfield	Howell	Kirby	Irish
3/23	Georgia*	Vail	LaRue	Irish	Green	Ware	Foster	Stanfield	Howell	Kirby	Peirce
3/24	Georgia*	Bauman	Wright	Irish	Green	Ware	Foster	Stanfield	Howell	Kirby	Peirce
3/25	Georgia*	Crotchfelt	LaRue	Irish	Green	Ware	Foster	Stanfield	Howell	Kirby	Peirce
3/28	North Alabama	Nelson	Wright	McMurray	Green	Ware	Foster	Peirce	Howell	Kirby	Irish
3/31	at Florida*	Cannon	LaRue	McMurray	Green	Ware	Foster	Peirce	Howell	Kirby	Irish
4/1	at Florida*	Armstrong	LaRue	McMurray	Green	Ware	Foster	Peirce	Howell	Kirby	Irish
4/2	at Florida*	Vail	LaRue	McMurray	Green	Ware	Foster	Peirce	Howell	Kirby	Irish
4/4	at UAB	Copeland	LaRue	McMurray	Green	Ware	Foster	Peirce	Howell	Kirby	Irish
4/6	Texas A&M*	Cannon	LaRue	McMurray	Green	Ware	Foster	Peirce	Howell	Kirby	Irish
4/7	Texas A&M*	Vail	Wright	McMurray	Green	Ware	Foster	Stanfield	Howell	Peirce	Irish
4/7	Texas A&M*	Sheehan	Irish	McMurray	Green	Ware	Foster	Stanfield	Howell	Peirce	Bello
4/11	at Georgia Tech	Allsup	LaRue	McMurray	Green	Ware	Foster	Peirce	Howell	Kirby	Irish
4/14	at Alabama*	Vail	LaRue	McMurray	Green	Ware	Foster	Stanfield	Howell	Peirce	Irish
4/15	at Alabama*	Nelson	LaRue	McMurray	Green	Ware	Foster	Peirce	Howell	Kirby	Irish
4/16	at Alabama*	Herberholz	LaRue	McMurray	Green	Ware	Foster	Stanfield	Howell	Peirce	Irish
4/18	Samford	Crotchfelt	LaRue	McMurray	Green	Ware	Foster	Peirce	Howell	Kirby	Irish
4/21	Mississippi State*	Vail	LaRue	McMurray	Green	Ware	Foster	Stanfield	Howell	Peirce	Irish
4/22	Mississippi State*	Herberholz	LaRue	McMurray	Green	Ware	Foster	Stanfield	Howell	Peirce	Irish
4/23	Mississippi State*	Crotchfelt	LaRue	McMurray	Green	Ware	Foster	Stanfield	Howell	Peirce	Irish
4/25	Troy	Murphy	LaRue	McMurray	Green	Ware	Foster	Peirce	Howell	Kirby	Irish
4/28	at South Carolina*	Vail	LaRue	McMurray	Green	Ware	Foster	Stanfield	Howell	Peirce	Irish
4/29	at South Carolina*	Herberholz	LaRue	McMurray	Green	Ware	Foster	Stanfield	Howell	Peirce	Irish
4/30	at South Carolina*	Cannon	LaRue	McMurray	Green	Ware	Foster	Stanfield	Howell	Peirce	Irish
5/5	LSU*										
5/6	LSU*										
5/7	LSU*										
5/9	vs. Samford										
5/11	at Ole Miss*										
5/12	at Ole Miss*										
5/13	at Ole Miss*										
5/16	Jacksonville State										
5/18	Missouri*										
5/19	Missouri*										
5/20	Missouri*										

* - SEC Game

OVERALL STATS



**2023 Auburn Baseball
Overall Statistics for Auburn (as of Apr 30, 2023)
(All games Sorted by Batting avg)**



Record: 25-18-1 Home: 18-8-1 Away: 5-10 Neutral: 2-0 SEC: 9-12

Player	avg	gp-gs	ab	r	h	2b	3b	hr	rbi	tb	slg%	bb	hp	so	gdp	ob%	sf	sh	sb-att	po	a	e	fld%	
27 Peirce, Bobby	.373	32-31	126	33	47	7	2	5	22	73	.579	9	3	20	1	.418	3	0	2-2	55	6	3	.953	
18 Irish, Ike	.370	44-44	181	36	67	19	1	3	39	97	.536	20	3	34	7	.435	3	0	2-2	100	3	3	.972	
8 Ware, Bryson	.347	44-44	170	46	59	9	1	18	52	124	.729	18	8	34	5	.425	4	3	4-6	29	64	7	.930	
7 Foster, Cole	.327	41-41	165	41	54	11	0	7	35	86	.521	23	3	40	3	.417	1	2	3-5	53	109	3	.982	
3 Stanfield, Chris	.311	36-26	103	21	32	5	2	2	16	47	.456	11	3	28	1	.393	0	2	5-5	51	3	1	.982	
26 McMurray, Cooper	.306	29-27	85	25	26	4	0	12	36	66	.776	31	4	36	0	.504	1	0	0-0	173	9	1	.995	
5 Howell, Kason	.263	43-43	167	32	44	19	1	4	27	77	.461	16	6	35	3	.346	2	1	5-5	114	2	0	1.000	
14 Kirby, Justin	.252	36-34	127	26	32	9	1	8	29	67	.528	27	3	42	0	.390	2	1	6-6	55	2	0	1.000	
1 Green, Caden	.214	39-36	112	20	24	4	0	2	13	34	.304	17	6	25	4	.343	2	4	2-3	55	80	3	.978	
24 LaRue, Nate	.162	35-33	99	11	16	1	0	3	9	26	.263	13	3	38	0	.276	1	1	4-6	282	19	2	.993	

11 Miller, Gavin	.273	14-4	22	3	6	2	0	0	2	8	.364	4	3	8	0	.448	0	0	0-0	4	12	2	.889	
2 Hall, Josh	.267	20-3	15	5	4	0	0	0	4	4	.267	3	0	6	0	.389	0	0	1-1	5	1	0	1.000	
6 Dyal, Ryan	.222	12-7	27	4	6	0	0	0	3	6	.222	3	2	6	0	.344	0	0	0-0	43	4	1	.979	
4 Wright, Carter	.200	17-5	25	3	5	0	0	0	6	5	.200	4	2	4	2	.344	1	0	0-0	61	12	0	1.000	
16 Hill, Cam	.200	10-4	15	1	3	0	0	0	2	3	.200	4	0	5	2	.368	0	0	0-0	19	0	0	1.000	
9 Moss, Brody	.167	11-7	18	4	3	0	0	0	4	3	.167	5	1	4	0	.360	1	0	0-0	8	10	1	.947	
31 Bello, Mike	.161	15-5	31	4	5	0	0	0	3	5	.161	2	0	8	0	.206	1	0	0-0	10	0	0	1.000	
10 Wortham, Brody	.118	12-2	17	4	2	0	0	0	2	2	.118	2	1	3	0	.250	0	0	0-0	29	2	1	.969	
Totals	.289	44	1505	319	435	90	8	64	304	733	.487	212	51	376	28	.390	22	14	34-41	1155	375	35	.978	
Opponents	.281	44	1508	297	424	89	3	46	276	657	.436	243	51	392	25	.395	17	13	32-41	1131	366	38	.975	

LOB - Team (354), Opp (380). DPs turned - Team (35), Opp (32). IBB - Team (6), Ware, B. 3, Irish, I. 1, Stanfield, C 1, Foster, C. 1, Opp (4). Picked off - Hall, J. 1, LaRue, N. 1.

(All games Sorted by Earned run avg)

Player	era	w-l	app	gs	cg	sho	sv	ip	h	r	er	bb	so	2b	3b	hr	b/avg	wp	hp	bks	sfa	sha		
21 Vail, Tommy	3.80	4-1	12	10	0	0/0	0	47.1	28	21	20	34	58	6	0	3	.174	2	2	0	1	1		
33 Cannon, Will	4.66	2-1	17	3	0	0/0	4	36.2	43	21	19	24	35	13	0	3	.301	3	6	0	2	2		
29 Herberholz,Christia	4.69	0-3	15	6	0	0/0	0	40.1	45	24	21	20	37	13	0	4	.294	4	1	0	2	3		
41 Armstrong, John	5.40	6-2	19	1	0	0/0	2	33.1	35	24	20	14	32	4	0	5	.263	3	7	2	2	1		
77 Crotchfelt, Zach	6.09	0-2	12	6	0	0/0	0	34.0	36	29	23	23	35	5	1	5	.269	5	1	0	0	0		
25 Bauman, Tanner	6.27	3-1	16	3	0	0/0	0	37.1	38	27	26	24	33	7	1	5	.264	4	9	0	2	2		

45 Gonzalez, Joseph	0.00	1-0	1	1	0	0/0	0	5.0	2	0	0	0	1	1	0	0	.125	0	0	0	0	0		
23 Carlson, Parker	4.50	1-1	15	0	0	0/0	1	16.0	17	10	8	16	20	1	0	0	.266	1	2	0	1	0		
12 Nelson, Drew	6.92	2-3	14	4	1	0/0	0	26.0	20	21	20	19	25	9	0	2	.215	4	4	1	3	0		
46 Allsup, Chase	7.62	0-0	15	3	0	0/0	2	26.0	37	24	22	23	31	6	1	5	.336	6	3	0	2	2		
43 Isbell, Chase	7.66	2-1	18	1	0	0/0	2	22.1	25	19	19	13	30	3	0	5	.284	1	3	0	0	1		
54 Copeland, Konner	8.04	3-1	12	4	0	0/0	0	28.0	38	27	25	9	26	13	0	3	.330	0	4	0	1	0		
17 Horne, Trevor	9.64	0-1	9	0	0	0/0	0	9.1	11	10	10	6	9	0	0	1	.282	1	0	0	0	0		
22 Murphy, Hayden	11.57	1-0	10	1	0	0/0	0	16.1	31	21	21	8	9	6	0	5	.403	2	3	0	1	1		
20 Sheehan, Tommy	13.50	0-1	4	1	0	0/0	0	2.2	3	4	4	6	6	0	0	0	.273	1	3	0	0	0		
44 Olson, Ryan	18.00	0-0	4	0	0	0/0	0	2.0	6	4	4	2	3	0	0	0	.545	0	0	0	0	0		
47 Keshock, Cameron	42.43	0-0	4	0	0	0/0	0	2.1	9	11	11	2	2	2	0	0	.563	1	3	0	0	0		
Totals	6.38	25-18	44	44	1	0/0	11	385.0	424	297	273	243	392	89	3	46	.281	38	51	3	17	13		
Opponents	7.16	18-25	44	44	0	1/1	11	377.0	435	319	300	212	376	90	8	64	.289	40	51	4	22	14		

PB - Team (12), LaRue, N. 9, Wright, C. 3, Opp (3). Pickoffs - Team (7), LaRue, N. 4, Crotchfelt,Z 1, Copeland, K. 1, Cannon, W. 1, Opp (2). SBA/ATT - LaRue, N. (22-28), Crotchfelt,Z (4-6), Irish, I. (5-5), Herberholz,C (2-5), Nelson, D. (5-5), Allsup, C. (2-3), Vail, T. (2-3), Horne, T. (3-3), Dyal, R. (3-3), Carlson, P. (3-3), Cannon, W. (2-3), Wright, C. (2-3), Bauman, T. (3-3), Olson, R. (2-2), Isbell, C. (2-2), Copeland, K. (0-1), Sheehan, T. (1-1), Murphy, H. (1-1).

SEC STATS



**2023 Auburn Baseball
Conference statistics for Auburn (as of Apr 30, 2023)
(SEC games only Sorted by Batting avg)**



Record: 9-12 Home: 5-4 Away: 4-8 SEC: 9-12

Player	avg	gp-gs	ab	r	h	2b	3b	hr	rbi	tb	slg%	bb	hp	so	gdp	ob%	sf	sh	sb-att	po	a	e	fld%	
26 McMurray, Cooper	.347	17-15	49	13	17	3	0	9	25	47	.959	17	2	22	0	.522	1	0	0-0	89	7	0	1.000	
27 Peirce, Bobby	.306	18-18	72	17	22	4	1	4	9	40	.556	8	2	16	1	.386	1	0	2-2	32	3	2	.946	
8 Ware, Bryson	.302	21-21	86	23	26	2	0	9	24	55	.640	4	5	17	3	.368	0	1	1-2	16	27	5	.896	
24 LaRue, Nate	.255	17-17	47	7	12	1	0	3	5	22	.468	6	3	15	0	.375	0	1	1-3	139	7	1	.993	
3 Stanfield, Chris	.254	20-16	63	13	16	2	0	1	6	21	.333	8	0	21	0	.338	0	2	3-3	28	3	1	.969	
18 Irish, Ike	.250	21-21	84	13	21	5	0	2	13	32	.381	9	2	18	3	.330	2	0	1-1	60	1	3	.953	
7 Foster, Cole	.247	21-21	85	17	21	6	0	3	13	36	.424	10	2	26	1	.340	0	1	0-0	32	55	1	.989	
5 Howell, Kason	.247	21-21	81	13	20	6	1	2	10	34	.420	6	3	17	3	.319	1	0	4-4	55	2	0	1.000	
14 Kirby, Justin	.227	13-11	44	2	10	1	0	1	5	14	.318	5	1	20	0	.320	0	0	3-3	21	0	0	1.000	
1 Green, Caden	.182	19-19	55	8	10	1	0	2	8	17	.309	8	2	13	2	.303	1	3	1-1	32	35	1	.985	

4 Wright, Carter	.286	6-2	7	1	2	0	0	0	3	2	.286	2	1	0	0	.455	1	0	0-0	22	5	0	1.000	
6 Dyal, Ryan	.143	4-1	7	0	1	0	0	0	0	1	.143	0	1	3	0	.250	0	0	0-0	12	0	0	1.000	
11 Miller, Gavin	.111	8-1	9	0	1	1	0	0	0	2	.222	0	2	4	0	.273	0	0	0-0	1	3	0	1.000	
31 Bello, Mike	.077	5-3	13	0	1	0	0	0	0	1	.077	0	0	4	0	.077	0	0	0-0	1	0	0	1.000	
2 Hall, Josh	.000	5-1	4	1	0	0	0	0	0	0	.000	0	0	1	0	.000	0	0	0-0	2	0	0	1.000	
9 Moss, Brody	.000	3-1	2	0	0	0	0	0	0	0	.000	0	0	1	0	.000	0	0	0-0	2	0	0	1.000	
10 Wortham, Brody	.000	2-0	2	0	0	0	0	0	0	0	.000	0	0	1	0	.000	0	0	0-0	0	1	0	1.000	
16 Hill, Cam	.000	1-0	1	0	0	0	0	0	0	0	.000	0	0	1	0	.000	0	0	0-0	0	0	0	.000	
Totals	.253	21	711	128	180	32	2	36	121	324	.456	83	26	200	13	.349	7	8	16-19	546	164	19	.974	
Opponents	.296	21	716	167	212	44	2	23	155	329	.459	147	29	181	17	.431	9	6	13-19	558	171	12	.984	

LOB - Team (149), Opp (194). DPs turned - Team (22), Opp (16). IBB - Team (2), Irish, I. 1, Stanfield, C 1, Opp (1). Picked off - LaRue, N. 1, Hall, J. 1.

(SEC games only Sorted by Earned run avg)

Player	era	w-l	app	gs	cg	sho	sv	ip	h	r	er	bb	so	2b	3b	hr	b/avg	wp	hp	bks	sfa	sha		
29 Herberholz,Christia	2.59	0-1	8	3	0	0/0	0	24.1	20	8	7	13	23	5	0	1	.238	0	1	0	0	2		
33 Cannon, Will	4.30	1-0	9	3	0	0/0	1	23.0	26	11	11	15	19	8	0	1	.295	2	4	0	1	1		
21 Vail, Tommy	5.18	2-1	7	7	0	0/0	0	33.0	26	20	19	28	40	5	0	3	.224	2	2	0	1	1		
77 Crotchfelt, Zach	8.10	0-2	7	3	0	0/0	0	16.2	23	21	15	12	16	3	1	4	.319	1	1	0	0	0		
25 Bauman, Tanner	8.86	2-1	10	1	0	0/0	0	21.1	22	21	21	17	17	4	0	4	.268	4	6	0	1	0		

44 Olson, Ryan	0.00	0-0	1	0	0	0/0	0	0.1	0	0	0	0	0	0	0	0	.000	0	0	0	0	0		
23 Carlson, Parker	6.00	0-0	6	0	0	0/0	1	6.0	8	4	4	8	5	0	0	0	.320	0	0	0	0	0		
46 Allsup, Chase	6.48	0-0	7	0	0	0/0	0	8.1	11	8	6	12	11	1	1	1	.306	3	1	0	1	1		
54 Copeland, Konner	7.11	2-1	5	1	0	0/0	0	12.2	14	12	10	2	10	4	0	2	.280	0	3	0	0	0		
41 Armstrong, John	7.43	2-2	7	1	0	0/0	0	13.1	23	15	11	7	11	3	0	2	.377	1	4	2	2	0		
12 Nelson, Drew	10.57	0-2	7	1	0	0/0	0	7.2	6	9	9	12	11	4	0	1	.231	1	1	0	2	0		
43 Isbell, Chase	11.57	0-0	9	0	0	0/0	1	7.0	9	9	9	7	8	3	0	2	.321	1	2	0	0	1		
22 Murphy, Hayden	19.29	0-0	3	0	0	0/0	0	4.2	11	10	10	4	5	3	0	2	.478	2	0	0	1	0		
20 Sheehan, Tommy	36.00	0-1	2	1	0	0/0	0	1.0	2	4	4	4	2	0	0	0	.400	1	2	0	0	0		
47 Keshock, Cameron	47.25	0-0	2	0	0	0/0	0	1.1	6	7	7	1	1	1	0	0	.600	1	2	0	0	0		
17 Horne, Trevor	54.00	0-1	3	0	0	0/0	0	1.1	5	8	8	5	2	0	0	0	.556	0	0	0	0	0		
Totals	7.47	9-12	21	21	0	0/0	3	182.0	212	167	151	147	181	44	2	23	.296	19	29	2	9	6		
Opponents	5.90	12-9	21	21	0	1/1	8	186.0	180	128	122	83	200	32	2	36	.253	18	26	1	7	8		

PB - Team (7), LaRue, N. 6, Wright, C. 1, Opp (1). Pickoffs - Team (3), LaRue, N. 2, Cannon, W. 1, Opp (2). SBA/ATT - LaRue, N. (8-12), Irish, I. (5-5), Crotchfelt,Z (3-4), Herberholz,C (1-4), Nelson, D. (3-3), Vail, T. (1-2), Bauman, T. (2-2), Horne, T. (2-2), Wright, C. (0-1), Cannon, W. (0-1), Carlson, P. (1-1).

GAME SUMMARY



**2023 Auburn Baseball
Games Summary for Auburn (as of Apr 30, 2023)
(All games)**



Score by innings	1	2	3	4	5	6	7	8	9	EX	Total
Auburn	56	29	44	36	34	40	24	25	29	2	319
Opponents	42	28	32	34	29	35	27	45	21	4	297

Record when ...

Overall	25-18-1	After 6 leading	19-3-1
Conference	9-12 trailing	5-13
Non-Conference	16-6-1 tied	1-2
Home games	18-8-1	After 7 leading	16-1
Away games	5-10 trailing	4-16
Neutral site	2-0 tied	2-1-1
Day games	8-12-1	After 8 leading	18-0
Night games	17-6 trailing	1-16
vs Left starter	5-5 tied	2-1-1
vs Right starter	20-13-1		
1-Run games	8-5	Hit 0 home runs	2-6
2-Run games	1-1	... 1 home run	11-8
5+Run games	9-10	... 2+ home runs	12-4-1
Extra innings	2-1		
Shutouts	0-1	Opponent 0 home runs	14-5
	 1 home run	7-7
	 2+ HRs	4-6-1
Scoring 0-2 runs	1-5		
..... 3-5 runs	3-5		
..... 6-9 runs	11-7	Made 0 errors	15-6
..... 10+ runs	10-1-1 1 error	7-7-1
	 2+ errors	3-5
Opponent 0-2 runs	7-0		
..... 3-5 runs	11-2	Opp. made 0 errors	9-10
..... 6-9 runs	4-9 1 error	9-6
..... 10+ runs	3-7-1 2+ errors	7-2-1
Scored in 1st inning	10-5-1	Out-hit opponent	18-4
Opp. scored in 1st	6-11-1	Out-hit by opponent	4-13
Scores first	15-7	Hits are tied	3-1-1
Opp. scores first	10-11-1		

Record when team scores:

Runs	0	1	2	3	4	5	6	7	8	9	10+
W-L	0-1	0-1	1-3	0-2	2-0	1-3	4-1	3-4	3-2	1-0	10-1

Record when opponent scores:

Runs	0	1	2	3	4	5	6	7	8	9	10+
W-L	0-0	7-0	0-0	7-0	2-1	2-1	2-2	0-1	1-4	1-2	3-7

Record when leading after:

Inn.	1	2	3	4	5	6	7	8
W-L	9-2	10-4	13-6	16-7	17-5	19-3	16-1	18-0

Record when trailing after:

Inn.	1	2	3	4	5	6	7	8
W-L	4-9	5-11	5-11	6-10	6-11	5-13	4-16	1-16

Record when tied after:

Inn.	1	2	3	4	5	6	7	8
W-L	12-7	10-3	7-1	3-1	2-2	1-2	2-1	2-1

Current losing streak: 1
 Longest winning streak: 10
 Longest losing streak: 4

Home attendance : 97180 (27 dates avg = 3599)
 Away attendance : 103921 (17 dates avg = 6113)
 Total attendance: 201101 (44 dates avg = 4570)

CAREER vs. LSU



**Individual Career History
vs LSU**

Bello, Mike

Year	avg	gp-gs	ab	r	h	2b	3b	hr	rbi	tb	slg%	bb	hbp	so	gdp	ob%	sf	sh	sb-att	po	a	e	fld%
2022	.154	3-3	13	1	2	0	0	0	0	2	.154	0	0	4	0	.154	0	0	1-1	3	0	0	1.000
TOTAL	.154	3-3	13	1	2	0	0	0	0	2	.154	0	0	4	0	.154	0	0	1-1	3	0	0	1.000

Copeland, Konner

Year	era	w-l	app	gs	cq	sho	sv	ip	h	r	er	bb	so	2b	3b	hr	bf	bavg	wp	hbp	bk	sfa	sha
2022	0.00	0-0	1	0	0	0/0	0	0.1	0	0	0	0	0	0	0	0	0	.000	0	0	0	0	0
TOTAL	0.00	0-0	1	0	0	0/0	0	0.1	0	0	0	0	0	0	0	0	0	.000	0	0	0	0	0

Dyal, Ryan

Year	avg	gp-gs	ab	r	h	2b	3b	hr	rbi	tb	slg%	bb	hbp	so	gdp	ob%	sf	sh	sb-att	po	a	e	fld%
2021	.200	3-3	10	2	2	0	0	2	3	8	.800	0	0	3	0	.200	0	0	0-0	30	2	0	1.000
2022	.333	1-1	3	0	1	0	0	0	1	1	.333	0	0	2	0	.333	0	1	0-0	0	0	0	1.000
TOTAL	.231	4-4	13	2	3	0	0	2	4	9	.692	0	0	5	0	.231	0	1	0-0	30	2	0	1.000

Foster, Cole

Year	avg	gp-gs	ab	r	h	2b	3b	hr	rbi	tb	slg%	bb	hbp	so	gdp	ob%	sf	sh	sb-att	po	a	e	fld%
2021	1.000	1-0	1	0	1	1	0	0	0	2	2.000	0	0	0	0	1.000	0	0	0-0	0	0	0	.000
2022	.273	3-3	11	3	3	0	0	0	0	3	.273	2	1	3	0	.429	0	0	0-0	5	12	0	1.000
TOTAL	.333	4-3	12	3	4	1	0	0	0	5	.417	2	1	3	0	.467	0	0	0-0	5	12	0	1.000

Hall, Josh

Year	avg	gp-gs	ab	r	h	2b	3b	hr	rbi	tb	slg%	bb	hbp	so	gdp	ob%	sf	sh	sb-att	po	a	e	fld%
2022	.333	1-1	3	1	1	0	0	0	0	1	.333	2	0	1	0	.600	0	0	0-0	4	0	0	1.000
TOTAL	.333	1-1	3	1	1	0	0	0	0	1	.333	2	0	1	0	.600	0	0	0-0	4	0	0	1.000

Hill, Cam

Year	avg	gp-gs	ab	r	h	2b	3b	hr	rbi	tb	slg%	bb	hbp	so	gdp	ob%	sf	sh	sb-att	po	a	e	fld%
2021	.400	3-3	10	1	4	1	0	0	1	5	.500	2	0	3	0	.500	0	0	0-0	0	0	0	.000
2022	.200	1-1	5	1	1	0	0	0	2	1	.200	0	0	3	0	.200	0	0	0-0	0	0	0	.000
TOTAL	.333	4-4	15	2	5	1	0	0	3	6	.400	2	0	6	0	.412	0	0	0-0	0	0	0	.000

Howell, Kason

Year	avg	gp-gs	ab	r	h	2b	3b	hr	rbi	tb	slg%	bb	hbp	so	gdp	ob%	sf	sh	sb-att	po	a	e	fld%
2019	.067	4-4	15	1	1	0	0	0	1	1	.067	0	0	5	0	.067	0	0	0-0	14	0	0	1.000
2021	.091	3-3	11	0	1	0	0	0	0	1	.091	0	1	3	0	.167	0	0	0-1	6	0	0	1.000
2022	.231	3-3	13	2	3	1	0	0	2	4	.308	2	0	3	0	.333	0	0	0-0	8	0	0	1.000
TOTAL	.128	10-10	39	3	5	1	0	0	3	6	.154	2	1	11	0	.190	0	0	0-1	28	0	0	1.000

CAREER vs. LSU



**Individual Career History
vs LSU**

Isbell, Chase

Year	avg	gp-gs	ab	r	h	2b	3b	hr	rbi	tb	slg%	bb	hbp	so	gdp	ob%	sf	sh	sb-att	po	a	e	fld%
2022	67.50	0-0	1	0	0	0/0	0	0.2	3	5	5	2	0	1	0	0	7	.600	1	0	0	0	0
TOTAL	67.50	0-0	1	0	0	0/0	0	0.2	3	5	5	2	0	1	0	0	7	.600	1	0	0	0	0

LaRue, Nate

Year	era	w-l	app	qs	cq	sho	sv	ip	h	r	er	bb	so	2b	3b	hr	bf	bavg	wp	hbp	bk	sfa	sha
2022	.000	3-3	11	1	0	0	0	0	0	0	.000	1	1	7	0	.154	0	0	0-0	24	0	0	1.000
TOTAL	.000	3-3	11	1	0	0	0	0	0	0	.000	1	1	7	0	.154	0	0	0-0	24	0	0	1.000


Peirce, Bobby

Year	avg	gp-gs	ab	r	h	2b	3b	hr	rbi	tb	slg%	bb	hbp	so	gdp	ob%	sf	sh	sb-att	po	a	e	fld%
2022	.375	3-2	8	1	3	0	0	0	0	3	.375	0	0	1	0	.375	0	0	0-0	1	0	1	.500
TOTAL	.375	3-2	8	1	3	0	0	0	0	3	.375	0	0	1	0	.375	0	0	0-0	1	0	1	.500

Ware, Bryson

Year	avg	gp-gs	ab	r	h	2b	3b	hr	rbi	tb	slg%	bb	hbp	so	gdp	ob%	sf	sh	sb-att	po	a	e	fld%
2021	.000	1-0	1	0	0	0	0	0	0	0	.000	0	0	1	0	.000	0	0	0-0	0	0	0	.000
2022	.000	1-0	1	0	0	0	0	0	0	0	.000	0	0	1	0	.000	0	0	0-0	1	0	0	1.000
TOTAL	.000	2-0	2	0	0	0	0	0	0	0	.000	0	0	2	0	.000	0	0	0-0	1	0	0	1.000

TV/RADIO ROSTER



1 CADEN GREEN



2 JOSH HALL




3 CHRIS STANFIELD



4 CARTER WRIGHT



5 KASON HOWELL



6 RYAN DYAL



7 COLE FOSTER



8 BRYSON WARE



9 BRODY MOSS



10 BRODY WORTHAM



11 GAVIN MILLER



12 DREW NELSON




14 JUSTIN KIRBY




16 CAM HILL



17 TREVOR HORNE



18 IKE IRISH



20 TOMMY SHEEHAN



21 TOMMY VAIL



22 HAYDEN MURPHY



23 PARKER CARLSON



24 NATE LARUE



25 TANNER BAUMAN



26 COOPER MCMURRAY



27 BOBBY PEIRCE




28 ELLIOT BRAY




29 CHRISTIAN HERBERHOLZ



31 MIKE BELLO



33 WILL CANNON



41 JOHN ARMSTRONG



43 CHASE ISBELL




44 RYAN OLSON



45 JOSEPH GONZALEZ



46 CHASE ALLSUP




47 CAMERON KESHOCK



51 TY MAULDIN



54 KONNER COPELAND



77 ZACH CROTCHFELT



30 BUTCH THOMPSON



36 KARL NONEMAKER



39 GABE GROSS



40 DARON SCHOENROCK