



# 2023-24 AUBURN MEN'S BASKETBALL

12 NCAA TOURNAMENT APPEARANCES || 2019 FINAL FOUR || 6-TIME SEC CHAMPIONS || AUBURNTIGERS.COM || @AUBURNMBB

## 2023-24 SCHEDULE

OVERALL: 12-2 || SEC: 1-0  
HOME: 7-0 || AWAY: 1-1 || NEUTRAL: 4-1

DATE	OPPONENT (TV)	TIME (CT)
Nov. 7	vs. #20/17 Baylor+ (ESPN)	L, 82-88
Nov. 10	SOUTHEASTERN LOUISIANA (SECN+) W, 86-71	
Nov. 16	vs. Notre Dame* (ESPN2)	W, 83-59
Nov. 17	vs. St. Bonaventure* (ESPN2)	W, 77-60
Nov. 21	ALABAMA A&M (SECN+)	W, 84-54
Nov. 29	VIRGINIA TECH% (ESPN2)	W, 74-57
Dec. 3	at Appalachian State (ESPN2)	L, 64-69
Dec. 9	vs Indiana! (ESPN2)	W, 104-76
Dec. 13	vs. UNC Asheville \$ (SECN+)	W, 87-62
Dec. 17	USC (ESPN)	W, 91-75
Dec. 22	ALABAMA STATE (SECN+)	W, 82-62
Dec. 30	CHATTANOOGA (SECN)	W, 101-66
Jan. 2	PENN (SECN)	W, 88-68
Jan. 6	at Arkansas* (ESPN2)	W, 83-51
Jan. 9	TEXAS A&M* (ESPN2)	8 p.m.
Jan. 13	LSU* (SECN)	5 p.m.
Jan. 17	at Vanderbilt* (SECN)	8 p.m.
Jan. 20	OLE MISS* (SECN)	7:30 p.m.
Jan. 24	at Alabama* (ESPN)	6:30 p.m.
Jan. 27	at Mississippi State* (SECN)	2:30 p.m.
Jan. 31	VANDERBILT* (ESPN2)	8 p.m.
Feb. 3	at Ole Miss* (SECN)	5 p.m.
Feb. 7	ALABAMA* (ESPN2)	6 p.m.
Feb. 10	at Florida* (SECN)	2:30 p.m.
Feb. 14	SOUTH CAROLINA* (SECN)	7:30 p.m.
Feb. 17	KENTUCKY* (ESPN)	5 p.m.
Feb. 24	at Georgia* (SECN)	5 p.m.
Feb. 28	at Tennessee* (ESPN2)	6 p.m.
Mar. 2	MISSISSIPPI STATE* (ESPN2/ESPNU)	3 p.m.
Mar. 5	at Missouri* (SECN)	8 p.m.
Mar. 9	GEORGIA* (SECN)	5:30 p.m.
Mar. 13-17	at SEC Championship (Nashville, Tenn.)	

All Times Listed Central Time Zone

\* Southeastern Conference game

+ Sanford Pentagon (Sioux Falls, S.D.)

^ Legends Classic (Brooklyn, N.Y.)

% ACC/SEC Challenge

! Holiday Hoopsgiving (Atlanta, Ga.)

\$ Rocket City Classic (Huntsville, Ala.)

## MEDIA INFORMATION

TV \_\_\_\_\_ ESPN2  
Play-By-Play \_\_\_\_\_ Tom Hart  
Color Analyst \_\_\_\_\_ Jay Williams  
Producer \_\_\_\_\_ Matthew Bartley

Radio \_\_\_\_\_ Auburn Sports Network  
Play-By-Play \_\_\_\_\_ Andy Burcham  
Color Analyst \_\_\_\_\_ Sonny Smith  
Local \_\_\_\_\_ WGZZ 94.3 FM  
Satellite \_\_\_\_\_ SiriusXM 81  
Online \_\_\_\_\_ AuburnTigers.com || TuneIn App

Auburn SID Primary Contact \_\_\_\_\_ Marlene Navor  
Cell Phone \_\_\_\_\_ 334-750-2381  
E-Mail \_\_\_\_\_ mnavor@auburn.edu

## GAME

# 15

#16/16

### AUBURN (12-2, 1-0 SEC) VS. TEXAS A&M (9-5, 0-1 SEC)

Tuesday, January 9, 2024 || 8 p.m. CT

Neville Arena (9,121) || Auburn, Ala.

TV: ESPN2 || Radio: Auburn Sports Network



AUBURN

AP Poll/Coaches Poll \_\_\_\_\_ #16/#16  
2022-23 Record \_\_\_\_\_ 21-13, 10-8 SEC  
Head Coach \_\_\_\_\_ Bruce Pearl  
Career Record (Year) \_\_\_\_\_ 647-258 (29th)  
Record at Auburn (Year) \_\_\_\_\_ 185-113 (10th)  
Career Record vs. Texas A&M \_\_\_\_\_ 3-10

TEXAS A&M

AP Poll/Coaches Poll \_\_\_\_\_ None  
2022-23 Record \_\_\_\_\_ 25-10, 15-3 SEC  
Head Coach \_\_\_\_\_ Buzz Williams  
Career Record (Year) \_\_\_\_\_ 338-207 (17th)  
Record at Texas A&M (Year) \_\_\_\_\_ 85-52 (5th)  
Career Record vs. Auburn \_\_\_\_\_ 5-1

Series History || Texas A&M Leads 15-6 || Last Meeting: L, 78-83, on Feb. 7, 2023, in College Station, Texas

» Fresh off one of the biggest road wins in program history, No. 16-ranked Auburn (12-2, 1-0 SEC) returns home to face Texas A&M (9-5, 0-1 SEC) in a Tuesday night SEC showdown at Neville Arena.

» Winners of its last seven, the Tigers are one of the hottest teams in America winning all of those contests by 15-or-more points including +32 at Arkansas on Jan. 6. They moved up nine and eight spots in this week's Associated Press and Coaches Top 25 Polls.


» Auburn is looking to start SEC play 2-0 for the fourth time in the last seven seasons (4-0 in 2018, 3-0 in 2020 and 10-0 in 2022). Prior to 2018, the Tigers started SEC play 2-0 just once in the previous 14 years with a 2-0 start in 2013.

» Auburn is playing elite basketball on both ends of the floor. The Tigers are one of four teams in KenPom's Top 10 when it comes to offensive and defensive efficiency along with Arizona, Houston and Purdue.

» AU will play three of its next four games at home. The Tigers will host LSU on Saturday, before travelling to Vanderbilt for a mid-week game and returning home to take on Ole Miss the following Saturday.

» Junior big man Johni Broome, who is on a five-game double-digit scoring streak, is third in the SEC averaging 8.6 rebounds per game and 11th in scoring (15.6 ppg). He is the only player in the league averaging at least 15.0 points and 8.0 rebounds per contest. Broome is also second in the SEC with a 56.2 field-goal percentage, second with 2.0 blocks per game, first with 6.00 defensive rebounds and sixth with 2.64 offensive rebounds per game.


## PROBABLE AUBURN STARTERS



1

**ADEN HOLLOWAY**  
G • 6-1 • 178 • Fr.  
Charlotte, N.C.

PPG 10.1  
RPG 1.6  
APG 3.6



12

**DENVER JONES**  
G • 6-4 • 205 • Jr.  
New Market, Ala.


PPG 7.9  
RPG 2.4  
APG 1.6



5

**CHRIS MOORE**  
F • 6-6 • 220 • Sr.  
West Memphis, Ark.

PPG 3.3  
RPG 1.8  
BPG 0.4



2

**JAYLIN WILLIAMS**  
F • 6-8 • 245 • Gr.  
Nahunta, Ga.

PPG 11.4  
RPG 4.8  
BPG 0.6



4

**JOHNI BROOME**  
F/C • 6-10 • 240 • Jr.  
Plant City, Fla.

PPG 15.6  
RPG 8.6  
BPG 2.0

## OFF THE BENCH

No.	Pos.	Name	Ht.	Wt.	Year	PPG	RPG	Hometown
10	G/F	Chad Baker-Mazara	6-7	180	Jr.	9.6	3.3	Santo Domingo, DR
3	G	Tre Donaldson	6-3	200	So.	7.8	2.9	Tallahassee, Fla.
0	G	K.D. Johnson	6-0	190	Sr.	7.5	1.9	Atlanta, Ga.
44	C	Dylan Cardwell	6-11	255	Sr.	5.4	4.4	Augusta, Ga.
31	F	Chaney Johnson	6-7	220	Jr.	4.1	3.9	Alabaster, Ala.
24	G	Lior Berman	6-4	210	Gr.	1.4	1.3	Birmingham, Ala.
23	F	Addarin Scott	6-9	207	Jr.	0.2	0.6	Dallas, Texas

**UNIVERSITY INFORMATION**

Location \_\_\_\_\_ Auburn, Ala.  
 Founded \_\_\_\_\_ 1856  
 Enrollment \_\_\_\_\_ 31,764  
 Nickname \_\_\_\_\_ Tigers  
 Colors \_\_\_\_\_ Burnt Orange and Navy Blue  
 Conference \_\_\_\_\_ Southeastern (SEC)

**ADMINISTRATION**

President \_\_\_\_\_ Dr. Christopher B. Roberts  
 Director of Athletics \_\_\_\_\_ John Cohen  
 Athletics Phone \_\_\_\_\_ 855-282-2010

**COACHING STAFF**

Head Coach \_\_\_\_\_ Bruce Pearl  
 Alma Mater \_\_\_\_\_ Boston College '82  
 Career Record \_\_\_\_\_ 647-258 (.715)  
 Seasons \_\_\_\_\_ 29  
 Record at Auburn \_\_\_\_\_ 185-113 (.621)  
 Seasons \_\_\_\_\_ 10  
 Associate Head Coach \_\_\_\_\_ Steven Pearl  
 Alma Mater \_\_\_\_\_ Tennessee '10  
 Assistant Coach \_\_\_\_\_ Ira Bowman  
 Alma Mater \_\_\_\_\_ Penn '96  
 Assistant Coach \_\_\_\_\_ Corey Williams  
 Alma Mater \_\_\_\_\_ Oklahoma State '02  
 Assistant Coach \_\_\_\_\_ Chad Prewett  
 Alma Mater \_\_\_\_\_ Troy State '94  
 Assistant Coach/Offensive Coordinator \_\_\_\_\_  
 \_\_\_\_\_ Mike Burgomaster  
 Alma Mater \_\_\_\_\_ Miami '16  
 Athletic Trainer \_\_\_\_\_ Clark Pearson  
 Alma Mater \_\_\_\_\_ Kentucky '96  
 Strength & Conditioning Coach \_\_\_\_\_ Damon Davis  
 Alma Mater \_\_\_\_\_ Western Illinois '03  
 Director of Player Development \_\_\_\_\_ Marquis Daniels  
 Alma Mater \_\_\_\_\_ Auburn '03  
 Director of Scouting & Recruiting \_\_\_\_\_ Ian Borders  
 Alma Mater \_\_\_\_\_ Louisville '07  
 Director of Operations \_\_\_\_\_ Maddux Jeffreys  
 Alma Mater \_\_\_\_\_ Auburn '20

**PROGRAM HISTORY**

First Year of Basketball \_\_\_\_\_ 1905-06  
 All-Time Record \_\_\_\_\_ 1454-1247-1 (.538)  
 All-Time SEC Record \_\_\_\_\_ 648-770 (.457)  
 SEC Championships \_\_\_\_\_ 4  
 \_\_\_\_\_ (1960, 1999, 2018, 2022)  
 SEC Tournament Titles \_\_\_\_\_ 2 (1985, 2019)  
 NCAA Tournament Appearances \_\_\_\_\_ 12  
 NCAA Tournament Record \_\_\_\_\_ 19-12  
 All-Americans \_\_\_\_\_ 13  
 All-SEC Selections \_\_\_\_\_ 98

**TEAM INFORMATION**

2022-23 Record \_\_\_\_\_ 21-13  
 SEC Record (Finish) \_\_\_\_\_ 10-8 (7th)  
 Associated Press Final Ranking \_\_\_\_\_ N/A  
 USA TODAY/Coaches Final Ranking \_\_\_\_\_ N/A  
 Letterwinners Returning/Lost \_\_\_\_\_ 11/7  
 Starters Returning/Lost \_\_\_\_\_ 2/3  
 Newcomers \_\_\_\_\_ 5

**ATHLETICS COMMUNICATIONS**

Director (MBB Contact) \_\_\_\_\_ Marlene Navor  
 Alma Mater \_\_\_\_\_ Washington State '00  
 Cell \_\_\_\_\_ 334-750-2381  
 E-Mail \_\_\_\_\_ mnavor@auburn.edu

**SCOUTING TEXAS A&M**

» Texas A&M head coach Buzz Williams is 5-1 against Auburn and Bruce Pearl including 2-1 at Neville Arena. Last season, the Aggies ended Auburn's nation-leading 28-game home winning streak.

» Texas A&M is looking to bounce back after a 68-53 loss to LSU in its SEC home opener on Jan. 6 at Reed Arena.

» Picked to finish second in the preseason coaches poll, four of the Aggies' five losses this season have come against the likes of Final Four-caliber teams in FAU, Virginia, Memphis and Houston in the non-conference.

» Texas A&M leads the country averaging 18.29 offensive rebounds per game and is No. 16 nationally with a +10.1 rebounding margin.

**SERIES HISTORY**

» This is the 22nd all-time meeting between Auburn and Texas A&M. The Aggies hold a 15-6 lead in the series including a 7-2 advantage in Auburn and a 6-1 record in Neville Arena. They have won three straight on Auburn's home court.

» Texas A&M swept the season series last year, upsetting the then No. 15-ranked Tigers, 79-63, at Neville Arena to end Auburn's nation-leading 28-game home winning streak as well as an 83-78 victory in College Station.

**LAST SIX GAMES IN THE SERIES**

March 4, 2020	H	L, 75-78
Jan. 2, 2021	A	L, 66-68
Feb. 12, 2022	H	W, 75-58
March 11, 2022	N	L, 62-67
Jan. 25, 2023	H	L, 63-79
Feb. 7, 2023	A	L, 78-83

**TOUGHEST HOME COURTS IN THE SEC**

» Auburn's Neville Arena has been a rare place where league foes have won along with Kentucky's Rupp Arena, Arkansas' Bud Walton Arena and Tennessee's Thompson-Boling Arena.

» Only 28 SEC teams have come into Neville Arena and left with a win over the last nine-plus seasons since 2014-15. Texas A&M and Ole Miss have been the most successful having won five times each.

SEC vs. Kentucky at Rupp Arena - 11-69 (.138)  
 SEC vs. Arkansas at Bud Walton Arena - 23-59 (.280)  
 SEC vs. Tennessee at Thompson-Boling Arena - 25-57 (.305)  
 SEC vs. Auburn at Neville Arena - 28-52 (.350)

**HOLD THE WHISTLE**

» Auburn was whistled for a season-low 11 fouls in its win over Penn on Jan. 2. The Tigers' five lowest foul totals of the season have all come in the last six games (15.0 fouls per game). In their SEC opener, the Tigers were called for 14 fouls at Arkansas.

» The Tigers previously set a season low in fouls committed with 16 against UNC Asheville and later 13 versus Alabama State and Chattanooga.

» AU has been called for 17.0 fouls in its 12 wins compared to 25.0 fouls in its two losses.

## AUBURN OFF TO A HOT START

- » The Tigers are off to an 12-2 start to the season – the fifth time in the last seven seasons Auburn has started 12-2 or better.
- » Prior to the 2017-18 season, the last time Auburn started 12-2 or better was the 2002-03 season when the Tigers started 15-2.

SEASON	START
2017-18	16-1
2018-19	9-1
2019-20	15-0
2021-22	22-1
2022-23	11-2
<b>2023-24</b>	<b>12-2</b>

## CLEANING THE GLASS

» Auburn is third in the SEC and No. 22 nationally with a +8.0 rebounding margin this season. The Tigers outrebounded Arkansas, 46-32, in the SEC opener. The +14 rebounding margin against the Razorbacks tied the seventh-best mark in an SEC game in Bruce Pearl's 10 seasons on The Plains.

» The Tigers are 9-1 when they have outrebounded their opponent this season. Auburn has only been outrebounded twice this season (-4 vs. Virginia Tech and -3 vs. USC).

» Additionally, the Tigers have matched their opponent on the boards twice vs. Baylor and Notre Dame. Auburn ranks 19th nationally with a 35.5 offensive rebounding percentage and 21st with a 55.5 total rebounding percentage, per teamrankings.com.

### Auburn's best rebounding margins in an SEC game under Bruce Pearl

Date	Opponent	AU Reb/Opp Reb	Reb Margin
Feb. 14, 2023	Missouri	48/26	+22
Feb. 8, 2022	Arkansas	60/42	+18
Feb. 4, 2020	Arkansas	44/27	+17
Jan. 16, 2019	Texas A&M	50/33	+17
March 7, 2020	Tennessee	42/26	+16
Feb. 12, 2020	Alabama	60/44	+16
<b>Jan. 6, 2024</b>	<b>Arkansas</b>	<b>46/32</b>	<b>+14</b>
Feb. 1, 2020	Kentucky	42/28	+14
Jan. 27, 2018	LSU	38/24	+14

## PLAYER TO WATCH: CHAD BAKER-MAZARA

» Junior guard/forward Chad Baker-Mazara led Auburn to a 2-0 week including a 1-0 start to Southeastern Conference play with dominating wins over Penn (W, 88-68) on Jan. 2 and at Arkansas (W, 83-51) on Jan. 6. He was a spark plug for the offense in both games against the Quakers and Razorbacks. Baker-Mazara recorded his seventh game in double figures this season, including his third straight, with a season-high-tying 16 points on 5-of-9 field goals, 2-of-3 from long range and 4-of-4 from the foul line at Arkansas. He also added four rebounds and three assists in the Tigers' sixth all-time road win in Fayetteville.

» Baker-Mazara ranks second in the SEC shooting 89.1 percent (41-of-46) from the foul line this season. He has scored in double figures in three-straight games and is averaging 15.0 points on 14-of-26 field goals, 6-of-11 3-pointers and 11-of-12 from the foul line in that stretch.

» Baker-Mazara will reunite with Texas A&M senior forward Andersson Garcia. While living in Santo Domingo and Moca respectively, both grew up together playing for the Dominican Republic National Team. They are among 20 players in NCAA Division I hailing from the Dominican Republic and one of five in power basketball conferences along with David Jones of Memphis (AAC), Jose Perez of Arizona State (Pac-12) and Joel Soriano of St. John's (BIG EAST).



## AUBURN IN KENPOM RANKINGS

» Auburn moved up five spots to No. 5 in the latest KenPom Rankings and one of just four teams in the country ranked in the Top 10 of KenPom's adjusted offensive efficiency and adjusted defensive efficiency, next to Arizona, Houston and Purdue.

» The last 21 national champions have all finished in the Top 39 in both offensive and defensive efficiency. Each of them have been in the Top 39 in offensive efficiency and the Top 22 in defensive efficiency. Historically, all but two have finished in the Top 20 in both categories.

Team	Offense	Defense
Arizona	5	3
<b>Auburn</b>	<b>9</b>	<b>9</b>
Houston	10	1
Purdue	2	8

## TIGERS PICK UP RARE ROAD WIN

» Auburn's 32-point victory at Arkansas tied for the second-largest margin of victory in an SEC road game in program history next to a 64-32 victory at Sewanee on Jan. 13, 1940, and only two points behind a 92-58 win at Tulane on Jan. 11, 1966. Additionally, the win tied for the seventh-largest overall road win in school history. It was the largest since an 87-52 win at Alabama A&M on Dec. 1, 2009.

» On the flip side, the 32-point loss was Arkansas' largest defeat in the 31-year history of Bud Walton Arena (449 total games, 80th win all-time in the venue's history), topping a 30-point loss to Florida in 2012. It was Auburn's largest win in the 60-game series, surpassing the Tigers' 101-76 victory in Auburn in 1996. The Tigers' previous largest victory at Bud Walton Arena was 73-51 (+22) in 2009.

## LARGEST SEC ROAD WINS IN PROGRAM HISTORY

Date	Opponent	Score	Margin
Jan. 11, 1966	Tulane	92-58	34
<b>Jan. 6 2024</b>	<b>Arkansas</b>	<b>83-51</b>	<b>32</b>
Jan. 13, 1940	Sewanee	64-32	32

## LARGEST ROAD WINS IN PROGRAM HISTORY

Date	Opponent	Score	Margin
Dec. 20, 1999	Puerto Rico-Mayaguez	109-52	57
Dec. 16, 1976	VCU	109-59	50
1919-20	Clemson	60-12	48
Dec. 28, 1996	Florida A&M	95-57	38
Dec. 1, 2009	Alabama A&M	87-52	35
Jan. 11, 1966	Tulane	92-58	34
<b>Jan. 6 2024</b>	<b>Arkansas</b>	<b>83-51</b>	<b>32</b>
Jan. 13, 1940	Sewanee	64-32	32
Nov. 19, 2007	Charleston Southern	89-59	30
Dec. 20, 2002	Puerto Rico-Mayaguez	94-64	30
Dec. 30, 1995	Florida A&M	84-54	30
Nov. 30, 1951	Howard	69-39	30
1919-20	West Point Athletic Club	38-8	30

## TIGERS BREAK THE CENTURY MARK AGAIN

» Auburn's 101-point performance against Chattanooga was the Tigers' second time scoring 100 points in a game this season, after scoring 104 points against Indiana on Dec. 9 in Atlanta.

» It marked the first time Auburn has scored 100 points in two regulation games in the same season since the 2018-19 season when the Tigers scored 101 points against South Alabama and 103 points against Mississippi College. Auburn had two 100-point games during the 2021-22 season including a 109-point effort in a double-overtime game against UConn and a 100-point performance against Alabama.

» The last time AU had at least three 100-point games in a season was the 1999-00 season when the Tigers scored 100 points against Arkansas-Pine Bluff, 109 points vs. Puerto Rico-Mayaguez and 100 points vs. Stony Brook.

» Auburn joins Alabama and Kentucky as the only SEC teams with multiple 100-point games this season.

### 3-POINT DEFENSE

- » Auburn is third in the SEC in three-point field goal percentage defense, allowing opponents to shoot only 29.9 percent from behind the arc this season.
- » The Tigers have allowed just 6.4 three-pointers per game in seven home games this season. Auburn has held opponents to shoot just 70-of-255 (27.5 percent) from deep in its 12 wins, an average of 5.83 3-pointers per game.
- » AU has held three opponents to its season-low in 3-pointers made to date – 2 by Notre Dame and 3 by St. Bonaventure.

### SELLING OUT NEVILLE ARENA

- » Auburn is one of only 12 NCAA Division I teams at or above 100 percent capacity crowds for the season next to UConn, Dayton, FAU, Gonzaga, Houston, Kansas, Michigan State, Purdue, St. John's, Villanova and Xavier.
- » A ticket to Neville Arena is a hard one to come by as season tickets have been sold out every year under Bruce Pearl.
- » The Tigers have sold out the last 46-consecutive games at Neville Arena.

### TAKING CARE OF THE BALL

- » Auburn recorded its seventh game of the season, all in the last nine games, with single-digit turnovers with just seven turnovers in its last game on the road at Arkansas. During that stretch, the Tigers have seven games with no more than 10 turnovers and are averaging just 8.4 turnovers per game.
- » After tying a program record with just three turnovers against Indiana, Auburn committed seven turnovers against UNC Asheville and eight turnovers versus USC. It marked the first time an Auburn team has had three-straight games with single-digit turnovers since having nine turnovers at Texas A&M and Missouri and against Georgia from Feb. 28, 2015, to March 7, 2015.
- » For the season, the Tigers are fourth in the SEC and No. 32 nationally averaging 10.1 turnovers per game.

### DOMINATING THE PAINT

- » Auburn scored a season-high 52 points in the paint against Chattanooga on Dec. 30. The Tigers have scored at least 40 points in the paint in seven of its last 10 games including two games of at least 50 paint points, after scoring 50 points in the paint against UNC Asheville, 40 paint points against Alabama A&M and 42 paint points against Virginia Tech, Appalachian State and USC.
- » Over that stretch, the Tigers have averaged 41.2 points in the paint per game compared to 35.0 points per game in the first four contests of the season.
- » For the season, Auburn is averaging 39.4 points per game in the paint, which is 46.5 percent of the Tigers' total points. They have outscored their opponent in the paint in 13-of-14 games this season and were even with St. Bonaventure in paint points in the other game. Auburn is +180 (12.9 ppg) on points in the paint for the season including +30 (48-18) in its SEC opener at Arkansas.
- » Auburn also set season highs with 51 bench points and 23 fast-break points against UNC Asheville. The Tigers' previous season highs were 49 bench points against Alabama A&M and 20 fast-break points against Alabama A&M and Indiana.

## PRODUCING ON BOTH ENDS OF THE FLOOR

» Auburn, which is fourth in the SEC and No. 21 nationally in scoring offense at 84.7 points per game, and fifth in scoring defense at 65.6 points per game, is the only team that ranks in the Top 5 in the league in both categories. The Tigers, who have won all 12 of their victories by at least 15 points, are the only team in the country who has 12 wins by at least 15 points.

» AU leads the SEC and is No. 6 nationally with a scoring margin of +19.1. The Tigers are also second in the country with a +14.3 scoring margin in the first half. The Tigers have led by at least 20 points at halftime four times this season.

» The Tigers have the second-highest scoring offense and third-best scoring defense through 14 games in Bruce Pearl's tenure on The Plains.

### Year-By-Year Scoring Offense Under Pearl

**2014-15:** 65.8

**2015-16:** 83.8

**2016-17:** 82.3

**2017-18:** 87.1

**2018-19:** 85.9

**2019-20:** 83.0

**2020-21:** 76.8

**2021-22:** 84.2

**2022-23:** 73.0

**2023-24:** 84.7

### Year-By-Year Scoring Defense Under Pearl

**2014-15:** 69.1

**2015-16:** 77.7

**2016-17:** 72.7

**2017-18:** 71.7

**2018-19:** 62.3

**2019-20:** 67.7

**2020-21:** 71.8

**2021-22:** 65.1

**2022-23:** 61.0

**2023-24:** 65.6

## SHARING THE ROCK

» Auburn ranks No. 9 nationally and first in the SEC averaging 18.8 assists per game. The Tigers also are sixth in the league with a 1.87 assist-to-turnover ratio. They have recorded at least 18 assists in 10 games, including their first five games this season, and have dished out at least 17 assists in all but three games. They are one of seven NCAA Division I teams with at least 12 games with 16-or-more assists this season.

» Floor general Aden Holloway leads Auburn in the assists category and is 10th in the SEC dishing out 3.6 assists per game.

» Auburn recorded a season-high 25 assists, which was its most since dishing out 26 assists versus Nebraska in its 2021 Holiday Hoopsgiving game, against Indiana on Dec. 9 in Atlanta. Eight Tigers had at least one assist against the Hoosiers.

» In the Bruce Pearl Era, his 2019-20 squad dished out 27 assists versus CSUN on Nov. 15, 2019. The school record for most assists in a single game is 33 against Troy in 1991 and versus LSU in 1994.

### Teams with 16+ assists in 12+ games this season

Kansas (13)

Arizona

**Auburn**

BYU

Colorado State

Minnesota

Samford

## FRESHMAN PHENOM

» Freshman Aden Holloway scored a career-high 24-point performance against Indiana as he made 5-of-8 from 3-point range against the Hoosiers on Dec. 9. In the Tigers' last game, Holloway scored 15 points on 5-of-10 field goals and 4-of-7 from long range, tied a career high with six assists and pulled down a pair of rebounds against USC on Dec. 17. He is one of three NCAA Division I freshmen, including one of two from a power conference, averaging 10.0 points, 3.5 assists and shooting at least 36.0 percent from beyond the arc and 79.0 percent from the free-throw line this season.

» Holloway has six double-figure scoring games and four games with four-plus 3-pointers this season. He is currently tied for No. 7 nationally and is first among all NCAA Division I freshmen (second among all SEC players) with a 3.92 assist-to-turnover ratio. Holloway is also tied for eighth in 3-pointers made per game at 2.21 and tied for 10th in the SEC with 3.6 assists per game.

» In six games against power conference opponents, Holloway is averaging 13.0 points and 3.5 assists and is shooting 18-of-34 (52.9 pct.) from 3-point range.

» Holloway has started each of Auburn's last 12 games, becoming the 15th different freshman to start a game for Auburn in Bruce Pearl's 10 seasons as the Tigers' head coach. Auburn is 11-1 with Holloway in the starting lineup. Jabari Smith leads all Auburn freshmen under Pearl with 34 starts in 2021-22. The group has combined to start 268 games.

### Freshman Starters Under Bruce Pearl

Player	Season	Starts
Jabari Smith	2021-22	34
Mustapha Heron	2016-17	32
Jared Harper	2016-17	30
Isaac Okoro	2019-20	28
JT Thor	2020-21	27
Danjel Purifoy	2016-17	25
Austin Wiley	2016-17	22
Horace Spencer	2015-16	18
Sharife Cooper	2020-21	12
<b>Aden Holloway</b>	<b>2023-24</b>	<b>12</b>
Bryce Brown	2015-16	11
Justin Powell	2020-21	7
TJ Lang	2014-15	6
Allen Flanigan	2019-20	3
Anfernee McLemore	2016-17	1

### Freshman Starts By Season Under Pearl

Season	Starts
2014-15	6
2015-16	29
2016-17	110
2017-18	0
2018-19	0
2019-20	31
2020-21	46
2021-22	34
2022-23	0
<b>2023-24</b>	<b>12</b>

### Power Conference Freshmen averaging 10.0 ppg, 3.5 apg and shooting 36% from 3PT range and 79% from FT line

Player	School	PPG	APG	3FG%	FT%
Reed Sheppard	Kentucky	12.6	4.2	54.7	87.1
<b>Aden Holloway</b>	<b>Auburn</b>	<b>10.1</b>	<b>3.6</b>	<b>36.0</b>	<b>79.3</b>

### Auburn Top Freshman Debuts

Player	Year	Opponent	Points
Sharife Cooper	2020	Alabama	26
Eddie Johnson	1973	Clemson	26
Jay Heard	1998	SE Louisiana	20

### 2023-24 NCAA Division I Freshmen Collegiate Debuts

Markus Burton, Notre Dame	29 points vs. Niagara
Ja'Kobe Walter, Baylor	28 points vs. Auburn
Tanner Toolson, Utah Valley	25 points vs. Carroll College
Garrett Johnson, George Washington	21 points vs. Stonehill
<b>Aden Holloway, Auburn</b>	<b>19 points vs. #17 Baylor</b>
Elijah Jones, UTEP	19 points vs. McMurry



## WILLIAMS WINNINGEST PLAYER IN PROGRAM HISTORY

» After graduating with a bachelor's degree in kinesiology in May, Jaylin Williams chose to come back for his fifth and final year on The Plains. Last season, he was the team's third-leading scorer (11.2 ppg) and third-leading rebounder (4.7 rpg) in 2022-23.

» With the Tigers' win over Southeastern Louisiana on Nov. 10 at Neville Arena, Williams became the winningest player in program history with 88 career (and now 99) victories to date. He was previously tied with former Tigers Allen Flanagan (2019-23), Anfernee McLemore (2016-20) and Scott Pohlman (1997-2001).

» Entering the season with 107 career games played, he needs to appear in 20 games this season to crack Auburn's career games played list and is now 13 games (121) behind Frankie Sullivan's record of 134 games played from 2009-13.

### ALL-TIME WINNINGEST AUBURN PLAYERS (minimum 90 career games played)

<b>1. Jaylin Williams (2019-Present)</b>	<b>99</b>
2T. Allen Flanagan (2019-23)	87
2T. Anfernee McLemore (2016-20)	87
2T. Scott Pohlman (1997-01)	87
5T. Doc Robinson (1996-00)	85
5T. Daymeon Fishback (1996-00)	85
5T. Mamadou N'Diaye (1996-00)	85
8. Mack McGadney (1998-02)	83
9. Chuck Person (1982-86)	79
10. Marquis Daniels (1999-03)	76

## DOMINATING NON-CONFERENCE FOES

» Auburn owns an 95-25 (.792) winning record in regular-season games against non-conference opponent under Coach Pearl. The Tigers lead the SEC, with a .853 winning percentage (81-14 record) in regular-season non-conference games over the last seven-plus seasons.

Team	2016-17	2017-18	2018-19	2019-20	2020-21	2021-22	2022-23	2023-24	Total
<b>Auburn</b>	<b>6-2</b>	<b>12-1</b>	<b>11-2</b>	<b>13-0</b>	<b>6-3</b>	<b>12-1</b>	<b>10-3</b>	<b>11-2</b>	<b>81-14 (.853)</b>
Arkansas	11-2	11-2	9-4	12-1	12-3	11-2	11-2	9-4	86-20 (.811)
Miss. State	9-3	12-1	12-1	9-4	10-5	9-4	12-1	11-2	84-21 (.800)
Tennessee	8-5	10-2	12-1	8-5	8-2	9-3	11-2	10-3	76-23 (.768)
Kentucky	10-3	11-2	11-2	10-3	1-7	11-2	9-4	10-2	73-25 (.745)
LSU	8-4	9-3	10-3	9-4	8-4	12-1	11-2	8-5	75-26 (.743)
Georgia	9-4	9-3	9-4	10-3	7-1	5-8	10-3	10-3	69-29 (.704)
Ole Miss	9-4	7-6	10-3	9-4	6-4	9-4	8-5	13-0	71-30 (.703)
Texas A&M	8-4	11-2	7-5	6-6	6-2	11-2	8-5	9-4	66-30 (.688)
Florida	10-3	9-4	8-5	8-5	6-3	10-3	7-6	10-3	68-32 (.680)
Alabama	7-5	9-4	9-4	8-5	10-5	10-3	10-3	8-5	71-34 (.676)
Missouri	5-7	10-3	9-3	8-5	8-2	6-7	12-1	8-5	66-33 (.667)
South Carolina	10-3	9-4	5-8	8-5	2-3	9-3	7-6	12-1	62-33 (.653)
Vanderbilt	7-6	6-7	9-4	8-5	6-3	8-4	7-6	4-8	56-43 (.566)

### Year-by-Year Regular Season Record vs. Non-Conference Opponents Under Bruce Pearl

2014-15	8-5
2015-16	6-6
2016-17	6-2
2017-18	12-1
2018-19	11-2
2019-20	13-0
2020-21	6-3
2021-22	12-1
2022-23	10-3
2023-24	11-2
<b>Totals</b>	<b>95-25 (.792)</b>



## ELITE COMPANY

» Auburn is amongst elite company with five 1,000 point scorers on its roster this season. The NCAA compiles a comprehensive list of teams who have multiple 1,000-point scorers on the roster including those who played at any NCAA institution (Division I, II and III) or at the junior college level.

» St. John's (N.Y.) currently boasts six 1,000 point scorers on its roster, while TCU and Auburn are tied for second most in the country with 5. Conference foe Missouri also has five on its roster, but two players carried over career points from their respective JUCO careers.

» K.D. Johnson (Georgia-Auburn combined) and Jaylin Williams both entered the 1,000 Career Point Club against Alabama State on Dec. 22 and have tabulated 1,031 and 1,043 career points to date. Johni Broome (1,670), Chaney Johnson (1,252) and Denver Jones (1,064) reached that same milestone in their combined Morehead State-Auburn, UAH-Auburn and FIU-Auburn careers respectively.

» Williams became the 39th player in program history to gain entrance into the 1,000-Career Point Club – the first in five years since Bryce Brown (8th, 1,673) and Jared Harper (13th, 1,227) did so during their senior campaigns that ended in the 2019 national semifinals.

## 2024 SIGNING CLASS

The Tigers signed two top recruits in the early signing period – five-star Tahaad Pettiford and Jahki Howard.

Rated the No. 2 point guard and No. 21 overall player in the Class of 2024 by 247 Sports, Pettiford played AAU basketball for New Heights Lightning on the EYBL circuit, shooting 33.5 percent from the 3-point line and averaging 13.3 points per game. He burst onto the scene over the summer as one of the best scoring guards in the country.

One of the most athletic players in his class, Howard is a four-star recruit rated No. 85 overall and No. 20 at his position by 247 Sports. Known as the best dunker in high school basketball going viral on social media, he is currently averaging 15.9 points, 5.3 rebounds, 1.4 assists, 1.9 steals and 0.5 blocks per game in the preseason for Overtime Elite.

### Tahaad Pettiford, G, 5-10, 175, Jersey City, N.J. (Hudson Catholic Regional High School)

"Tahaad is a very unique player. He is a gifted scorer with an unlimited range. Instant offense. He has tremendous speed, quickness and athletic jumping ability. Tahaad is a very tough cover and uses that athleticism to be a pest defensively. (Assistant Coach) Ira Bowman did a tremendous job of identifying Tahaad very early on in the recruiting process and developed a close, trusting relationship. Tahaad will have a Pied Piper effect on our program. Guys will want to play with him." – Head Coach Bruce Pearl

### Jahki Howard, F, 6-6, 185, Boston, Mass. (Overtime Elite)

"Jahki is one of the most underrated prospects in the 2024 class. We've been watching and recruiting him since his freshman year – seeing so much growth, maturity and commitment to becoming great. His basketball IQ, his athleticism and his motor make him a great fit for our program." – Head Coach Bruce Pearl

## ON BOARD

» Junior transfer Chaney Johnson pulled down 11 rebounds off the bench against Southeastern Louisiana on Nov. 10. He is the ninth player in Bruce Pearl's 10 seasons at Auburn to grab at least 11 boards in a game as a reserve and the first since Jaylin Williams had 11 rebounds versus Texas A&M on Feb. 12, 2022. For the season, Johnson is fourth on the team averaging 3.9 boards per game.

Date	Player	Opponent	Rebounds
Nov. 14, 2018	Horace Spencer	Mississippi College	17
Nov. 29, 2017	Anfernee McLemore	Dayton	13
Dec. 22, 2015	Cinmeon Bowers	New Mexico	12
Feb. 27, 2016	Tyler Harris	Alabama	12
Nov. 26, 2020	Jaylin Williams	Saint Joesph's	11
March 5, 2016	Cinmeon Bowers	Mississippi State	11
Jan. 31, 2017	Anfernee McLemore	Tennessee	11
Feb. 12, 2022	Jaylin Williams	Texas A&M	11
<b>Nov. 10, 2023</b>	<b>Chaney Johnson</b>	<b>Southeastern Louisiana</b>	<b>11</b>

## NOT NEW KIDS ON THE BLOCK

» Senior center Dylan Cardwell tied a career high with a game-high five blocks against Baylor, the most blocks by an Auburn player this season. Cardwell previously set his career high against South Florida and George Mason in 2022. He ranks eighth in the SEC averaging 1.29 blocks per contest.

» Auburn and Arkansas are the only teams with two of the Top 10 shot blockers in the league. The Tigers blocked a season-high 10 shots in the season opener versus Baylor.

» His teammate Johni Broome, has blocked 24 shots in the last nine games (2.67) and is second in the SEC averaging 2.0 blocks per game this season. Auburn has blocked at least five shots in 11 of 14 games this season including the last six.

## ELITE IN THE SEC

» Auburn leads the SEC with a .724 winning percentage and is tied with Tennessee for most wins in the league with 155 victories over the last six-plus seasons. The Tigers have also won the second-most SEC Championship titles (3) and second-most NCAA Tournament games (7) in that span behind Alabama's four titles and Arkansas' eight NCAA Tournament victories.

Team	2017-18	2018-19	2019-20	2020-21	2021-22	2022-23	2023-24	Total
<b>Auburn</b>	<b>26-8</b>	<b>30-10</b>	<b>25-6</b>	<b>13-14</b>	<b>28-6</b>	<b>21-13</b>	<b>12-2</b>	<b>155-59</b>
Tennessee	26-9	31-6	17-14	18-9	27-8	25-11	11-3	155-60
Kentucky	26-11	30-7	25-6	9-16	28-8	22-12	11-2	151-62
Arkansas	23-12	18-16	20-12	25-7	28-9	22-14	9-5	145-75
Alabama	20-16	18-16	16-15	26-7	19-14	31-6	9-5	139-79
Mississippi State	25-12	23-11	20-11	18-15	18-16	21-13	11-3	136-81
LSU	18-15	28-7	21-10	19-10	22-12	14-19	9-5	131-78
Texas A&M	22-13	14-18	16-14	8-10	27-13	25-10	9-5	121-83
Florida	21-13	20-16	19-12	15-10	20-14	16-17	10-4	121-86
Missouri	20-13	15-17	15-16	16-10	12-21	25-10	8-6	111-93
Ole Miss	12-20	20-13	15-17	16-12	13-19	12-21	13-1	101-103
South Carolina	17-16	16-16	18-13	6-15	19-13	11-21	13-1	100-95
Georgia	18-15	11-21	16-16	14-12	6-26	16-16	11-3	92-109
Vanderbilt	12-20	9-23	11-21	9-16	19-17	22-15	5-9	87-121

## PEARL MOVING UP IN CAREER COACHING WINS AT AUBURN

» Auburn's win over UNC Asheville in Huntsville on Dec. 13 was Bruce Pearl's 900th career game overall and 180th victory at Auburn. He is now one win behind Cliff Ellis, who went 186-125 from 1994-95 to 2003-04, for second on Auburn's all-time head coaching wins list.

» Pearl is in his 10th season as Auburn's head coach with a 185-113 record on The Plains. In the team's season opener, he surpassed Sonny Smith, who led Auburn to a 173-154 mark in 11 seasons from 1978-89, for third all-time in program history. Joel Eaves leads the way with 213 wins from 1949-63.

COACH	SEASONS	YEARS	RECORD
1. Joel Eaves	14	1949-50 to 1962-63	213-100
2. Cliff Ellis	10	1994-95 to 2003-04	186-125
<b>3. Bruce Pearl</b>	<b>10</b>	<b>2014-15 to Present</b>	<b>185-113</b>
4. Sonny Smith	11	1978-79 to 1988-89	173-154
5. Bill Lynn	10	1963-64 to 1972-73	130-124

## RETURNING PRODUCTION

» Auburn returns 58.1 percent of its minutes, 60.2 percent of its scoring and 61.3 percent of its rebounding from last season. The Tigers return five of their Top 7 scorers – three of the five players, who averaged 20 minutes per game, and three of five players, who recorded at least 100 rebounds last season.

## JOHNSON ENDS LAST SEASON ON HOT STREAK

» Last season, K.D. Johnson shot 16-of-29 (55.2%) from 3-point range over the last nine games shooting 25.3 percent (20-of-79) from long range in the first 24 games. Johnson averaged 10.6 points over the last nine contests of the season.

## AUBURN vs. THE TOP 25

Auburn is 77-224 against AP Top 25 teams all-time including 18-28 under Bruce Pearl. The Tigers set a program record with six wins against ranked opponents during the 2018-19 season including five straight from the SEC Championship through their run to the Final Four. Additionally, Auburn is 103-32 as a ranked team in the Pearl Era.

## IT JUST MEANS MORE

» Auburn was predicted to finish sixth in the preseason SEC media poll behind preseason favorite Tennessee, Texas A&M, Arkansas, Kentucky and Alabama.

## WELCOME TO AUBURN'S BLOCK PARTY

» Auburn is the only team that has finished in the Top 25 in the country in blocked shots per game in each of the previous seven seasons. No other team has finished in the Top 25 in blocks per game in more than five seasons over that stretch. The Tigers have blocked a nation-best 1,368 shots since the start of the 2016-17 season.

» The Tigers are averaging 5.6 blocks per game this season, which ranks No. 14 nationally.

## MOST SEASONS IN TOP 25 IN BLOCKS PER GAME OVER THE LAST SEVEN SEASONS

### 1. Auburn - 7

2T. Connecticut - 5  
 2T. Michigan State - 5  
 2T. Washington - 5  
 5T. Duke - 4  
 5T. Florida State - 4  
 5T. Kentucky - 4  
 5T. Marshall - 4  
 5T. Syracuse - 4  
 5T. USC - 4

## MOST BLOCKS IN DIVISION I SINCE THE START OF 2016-17 SEASON

Team	Blocks
<b>Auburn</b>	<b>1,368</b>
Duke	1,350
Michigan State	1,256
Marshall	1,233
UConn	1,230

Season	BPG	DI Rank
<b>2023-24</b>	<b>5.6</b>	<b>No. 14</b>
2022-23	5.1	No. 12
2021-22	8.0	No. 1
2020-21	6.0	No. 1
2019-20	4.9	No. 21
2018-19	4.8	No. 22
2017-18	5.3	No. 14
2016-17	5.1	No. 22

## TIGERS ADD 3-POINT SHOOTERS

» After finishing 12th in the SEC shooting 31.4 percent from 3-point range last season, Auburn added three transfers who can shoot it from long range.

Player	Season	School	3FGM	3FGA	3FG%
Chad Baker-Mazara	2020-21	Duquesne	25	60	.417
	2021-22	San Diego State	22	56	.393
	2022-23	NW Florida State College	67	143	.469
	<b>Totals</b>		<b>114</b>	<b>259</b>	<b>.440</b>
Denver Jones	2020-21	Garden City CC	36	90	.400
	2021-22	FIU	49	142	.345
	2022-23	FIU	58	158	.367
	<b>Totals</b>		<b>143</b>	<b>390</b>	<b>.367</b>
Chaney Johnson	2020-21	UAH	11	28	.393
	2021-22	UAH	32	69	.464
	2022-23	UAH	24	83	.289
	<b>Totals</b>		<b>67</b>	<b>180</b>	<b>.372</b>
<b>Combined Totals</b>			<b>324</b>	<b>829</b>	<b>.391</b>

## MR. DOUBLE-DOUBLE

» Junior big man Johni Broome recorded his sixth double-double of the season with 24 points and 12 rebounds against Penn, which tied him with Florida's Tyrese Samuel for the most double-doubles in the SEC. Broome also made a career-high three 3-pointers on four attempts against the Quakers.

» Broome has recorded 52 career double-doubles (16 of those at Auburn). His 30-point, 13-rebound outing versus Virginia Tech on Nov. 29, was the first 30-point/10-rebound game by an Auburn player since Mustapha Heron had 31 points and 10 rebounds vs. Winthrop on Nov. 24, 2017. He was one of 20 NCAA Division I players to record a double-double in each of his team's first two games this season.

» Broome has scored in double figures in five-straight games, averaging 16.6 points on 58.6 percent shooting, 8.8 rebounds and 3.2 blocks per game over that period. He finished with 14 points, all in the second half, on 7-of-13 field goals, and he added eight rebounds, three assists, two blocks and two steals in the SEC-opening win at Arkansas.

### JOHNI BROOME'S CAREER DOUBLE-DOUBLES BY SEASON

**2020-21:** 13\*

**2021-22:** 23\*

**2022-23:** 10

**2023-24:** 6

\*at Morehead State

### ACTIVE NCAA DIVISION I CAREER DOUBLE-DOUBLE LEADERS

Player	School	Double-Doubles	Games Played
Armando Bacot	North Carolina	75	146
Norchad Omier	Miami (Fla.)	58	103
Fardaws Aimaq	California	54	109
Enrique Freeman	Akron	54	111
<b>Johni Broome</b>	<b>Auburn</b>	<b>52</b>	<b>111</b>

### 30-point games in the SEC this season

Date	Player	School	Points	Opponent
11/29	Dalton Knecht	Tennessee	37	North Carolina
12/9	Mark Sears	Alabama	35	Purdue
11/24	Wade Taylor IV	Texas A&M	35	Florida Atlantic
11/24	Tramon Mark	Arkansas	34	North Carolina
12/16	Wade Taylor	Texas A&M	34	Houston
12/16	Jordan Wright	LSU	33	Texas
12/30	Keyon Menifield	Arkansas	32	UNCW
12/21	Antonio Reeves	Kentucky	30	Louisville
<b>11/29</b>	<b>Johni Broome</b>	<b>Auburn</b>	<b>30</b>	<b>Virginia Tech</b>

### 30-point/10-rebound/3-block games in NCAA Division I this season

Date	Player	School	Points/Rebounds/Blocks	Opponent
11/10	Isaiah Cozart	Eastern Kentucky	33/14/4	Wilberforce
11/6	Quinten Post	Boston College	31/11/4	Fairfield
11/14	Great Osobor	Utah State	31/10/3	Southern Utah
<b>11/29</b>	<b>Johni Broome</b>	<b>Auburn</b>	<b>30/13/3</b>	<b>Virginia Tech</b>
12/1	Zach Edey	Purdue	35/14/3	Northwestern
12/9	Tymu Chenery	Binghamton	31/12/4	Le Moyne
12/19	Jalyn McCreary	Mercer	30/12/3	Queens (N.C.)

## PEARL AMONG THE BEST OF THE BEST

» Bruce Pearl ranks No. 13 among active NCAA Division I coaches in career wins (647), third among active SEC men's basketball coaches. He also ranks No. 19 among active NCAA All-Division coaches in career wins (647) and No. 8 all-time among winningest SEC coaches with 330 career wins (UT and AU combined).

### MOST OVERALL COLLEGIATE HEAD COACHING WINS AMONG ACTIVE SEC COACHES

Coach	School	Wins
John Calipari	Kentucky	801
Rick Barnes	Tennessee	790
<b>Bruce Pearl</b>	<b>Auburn</b>	<b>647</b>
Buzz Williams	Texas A&M	336
Mike White	Florida	270

# PLAYER NOTES

0

## K.D. JOHNSON

	GP-GS	PPG	RPG	FG%	FT%
2023-24	14-0	7.5	1.9	.410	.806
Career	97-31	10.6	2.4	.394	.695

## Sr. | G | 6-0 | 190 | Atlanta, Ga. | Georgia

• Averaging 7.5 ppg off the bench. • For the first time of his career at Auburn, led Tigers in plus-minus (+21) vs. Penn (11 points, 5 rebs, 4 assists in 23 min). • Team's Sixth Man last season averaging 8.9 points per game off the bench.

### Career Highs

Pts	27
Reb	8
Ast	7
Stl	5 (2x)
Min	37

1

## ADEN HOLLOWAY

	GP-GS	PPG	RPG	FG%	FT%
2023-24	14-12	10.1	1.6	.333	.793
Career	14-12	10.1	1.6	.333	.793

## Fr. | G | 6-1 | 178 | Charlotte, N.C. | Prolific Prep

• Grabbed a career-high five rebounds at Arkansas in his SEC debut. • Has scored in double figures on six occasions. • Boasts a 3.92 assist-to-turnover ratio (51-13). • Auburn's sixth-ever McDonald's HS All-American.

### Career Highs

Pts	24
Reb	5
Ast	6 (3x)
Stl	3
Min	26 (2x)

2

## JAYLIN WILLIAMS

	GP-GS	PPG	RPG	FG%	FT%
2023-24	14-14	11.4	4.8	.581	.781
Career	121-74	8.6	3.8	.500	.747

## Gr. | F | 6-8 | 245 | Nahunta, Ga. | Brantley County HS

• Has reached double figures in 5 of the team's last 6 games including 11 pts at Arkansas. • One of five 1,000-career point scorers on this year's squad (1,043). • Winningest player in program history (99 career wins & counting).

### Career Highs

Pts	24 (2x)
Reb	11 (2x)
Ast	8
Stl	4
Min	37

3

## TRE DONALDSON

	GP-GS	PPG	RPG	FG%	FT%
2023-24	14-3	7.8	2.9	.525	.857
Career	46-3	4.1	1.9	.458	.676

## So. | G | 6-3 | 210 | Tallahassee, Fla. | Florida St. Univ. School

• Poured in 11 points, career-high tying 7 rebounds and 4 assists at Arkansas. • Currently boasts a 2.58 assist-to-turnover ratio (49-to-19) as the team's back-up floor general averaging 3.5 appg. • Has made three starts this season.

### Career Highs

Pts	15
Reb	7 (2x)
Ast	7
Stl	4
Min	29

4

## JOHNI BROOME

	GP-GS	PPG	RPG	FG%	FT%
2023-24	14-13	15.6	8.6	.562	.563
Career	111-107	15.0	9.2	.551	.598

## Jr. | F/C | 6-10 | 240 | Plant City, Fla. | Morehead State

• Preseason All-SEC First Team selection and John R. Wooden and Naismith POTY Award candidate. • On a five-game double-digit scoring streak with 14 points, 8 rebounds, 3 assists, two steals and two blocked shots at Arkansas.

### Career Highs

Pts	32
Reb	18 (2x)
Ast	5 (3x)
Stl	4
Min	37

5

## CHRIS MOORE

	GP-GS	PPG	RPG	FG%	FT%
2023-24	14-14	3.3	1.8	.469	.789
Career	95-30	2.8	1.9	.495	.693

## Sr. | F | 6-6 | 220 | West Memphis, Ark. | West Memphis HS

• One of two players to play and start in all 14 games of season next to Jaylin Williams. • Had surgery this summer on his right shoulder. • Major vocal presence on the team in the locker room and on the floor.

### Career Highs

Pts	16
Reb	7
Ast	5
Stl	3 (2x)
Min	25 (2x)

10

## CHAD BAKER-MAZARA

	GP-GS	PPG	RPG	FG%	FT%
2023-24	14-0	9.6	3.3	.455	.891
Career	60-13	7.9	2.5	.434	.874

## Jr. | G/F | 6-7 | 180 | Santo Domingo, DR | NW Florida State College

• One of the Top 100 JUCO transfers in the country (No. 13). • Fourth on the team in scoring (9.6 ppg) and rebounding (3.3 rpg). • Game-high 16 points w/ 4 rebs and 3 assists at Arkansas in his SEC debut.

### Career Highs

Pts	23
Reb	7
Ast	6
Stl	3 (5x)
Min	25 (3x)

12

## DENVER JONES

	GP-GS	PPG	RPG	FG%	FT%
2023-24	14-13	7.9	2.4	.395	.909
Career	73-48	14.6	3.5	.435	.872

## Jr. | G | 6-4 | 205 | New Market, Ala. | FIU

• Notched 7 points and made his 1st block of the season at Arkansas. • Ranked No. 25 nationally last season averaging 20.1 points per game at FIU. • 2023 All-Conference USA First Team performer. • Rated No. 26 transfer in the country

### Career Highs

Pts	30
Reb	13
Ast	6 (3x)
Stl	4 (6x)
Min	47

20

## CARTER SOBERA

	GP-GS	PPG	RPG	FG%	FT%
2023-24	8-0	0.0	0.1	.000	.000
Career	15-0	0.2	0.3	.500	.333

## Sr. | G | 6-5 | 210 | Birmingham, Ala. | Mountain Brook HS

• Two-Time SEC Academic Honor Roll and NABC Honors Court student. • Walk-on who played high school basketball w/ AU teammate Lior Berman. • Scored team's 100th point in Tigers' 102-66 exhibition victory over AUM.

### Career Highs

Pts	3
Reb	2
Ast	1
Stl	1
Min	2 (3x)

23

## ADDARIN SCOTT

	GP-GS	PPG	RPG	FG%	FT%
2023-24	9-0	0.2	0.6	.000	1.000
Career	9-0	0.2	0.6	.000	1.000

## Jr. | F | 6-9 | 207 | Dallas, Texas | Navarro College

• Goes by the nickname, AD. • One of the Top 100 JUCO transfers in the country (No. 54). • Has played in eight games this season as a reserve. • Brought down a career-high tying two rebounds vs. Chattanooga.

### Career Highs

Pts	2
Reb	2 (2x)
Ast	1
Stl	1
Min	2 (2x)

24

## LIOR BERMAN

	GP-GS	PPG	RPG	FG%	FT%
2023-24	13-0	1.4	1.3	.375	.500
Career	71-0	1.8	0.9	.390	.533

## Gr. | G | 6-4 | 210 | Birmingham, Ala. | Mountain Brook HS

• Played the last four years and worked his way up from walk-on to consistently being in the rotation. • First year on scholarship. • Graduated summa cum laude w/ a bachelor's degree in industrial design.

### Career Highs

Pts	8 (4x)
Reb	4 (2x)
Ast	1 (12x)
Stl	1 (13x)
Min	19

31

## CHANEY JOHNSON

	GP-GS	PPG	RPG	FG%	FT%
2023-24	14-0	4.1	3.9	.434	.615
Career	101-66	12.4	5.0	.534	.737

## Jr. | F | 6-7 | 220 | Alabaster, Ala. | Alabama-Huntsville

• Came off the bench and contributed 5 points & 3 rebounds in 15 minutes of play at Arkansas in his SEC debut • One of the top NCAA Division II players in the country having been named Gulf South Conference POTY in 2022-23.

### Career Highs

Pts	35
Reb	12 (2x)
Ast	6
Stl	4
Min	38

44

## DYLAN CARDWELL

	GP-GS	PPG	RPG	FG%	FT%
2023-24	14-1	5.4	4.4	.705	.591
Career	107-2	3.7	3.6	.713	.488

## Sr. | C | 6-11 | 255 | Augusta, Ga. | McEachern HS

• Graduated magna cum laude from AU's Harbert College of Business. • Recorded a career-high 11 points along with 5 rebounds, 2 assists, 3 steals and 2 blocked shots vs. USC. • Interned this summer with Athletes for Israel and was the team host for Kansas State and Arizona on both teams' foreign tour to Israel and UAE. • With teammate Johni Broome, one of the most formidable front-court duos in the SEC and in the country - a complete unit.

### Career Highs

Pts	11
Reb	10
Ast	4
Stl	4
Min	29


# TV/RADIO ROSTER CHART



**K.D. JOHNSON**  
G • 6-0 • 190 • Sr.  
Atlanta, Ga.



**ADEN HOLLOWAY**  
G • 6-1 • 178 • Fr.  
Charlotte, N.C.



**JAYLIN WILLIAMS**  
F • 6-8 • 245 • Gr.  
Nahunta, Ga.



**TRE DONALDSON**  
G • 6-3 • 200 • So.  
Tallahassee, Fla.



**JOHNI BROOME**  
F/C • 6-10 • 240 • Jr.  
Plant City, Fla.




**CHRIS MOORE**  
F • 6-6 • 220 • Sr.  
West Memphis, Ark.



**CHAD BAKER-MAZARA**  
G/F • 6-7 • 180 • Jr.  
Santo Domingo, D.R.



**DENVER JONES**  
G • 6-4 • 205 • Jr.  
New Market, Ala.




**CJ WILLIAMS**  
G • 6-2 • 175 • So.  
Fayetteville, Ark.



**PRESLEY PATTERSON**  
G • 5-11 • 180 • So.  
Knoxville, Tenn.



**CARTER SOBERA**  
G • 6-5 • 210 • Sr.  
Birmingham, Ala.



**BLAKE MUSCHALEK**  
G • 6-3 • 178 • Fr.  
Dallas, Texas



**REED TRAPP**  
G • 6-6 • 188 • So.  
Muscle Shoals, Ala.



**ADDARIN SCOTT**  
F • 6-9 • 207 • Jr.  
Dallas, Texas



**LIOR BERMAN**  
G • 6-4 • 210 • Gr.  
Birmingham, Ala.



**CHANAY JOHNSON**  
F • 6-7 • 220 • Jr.  
Alabaster, Ala.



**LUCAS CLANTON**  
G • 6-1 • 175 • Fr.  
Shelbyville, Tenn.



**HASTON ALEXANDER**  
C • 6-10 • 255 • So.  
Tuscumbia, Ala.



**DYLAN CARDWELL**  
C • 6-11 • 255 • Sr.  
Augusta, Ga.



**JALEN HARPER**  
G • 6-2 • 165 • Gr.  
Mableton, Ga.

No.	Name	Pos.	Ht.	Wt.	Cl.	Hometown (Last School)
0	K.D. Johnson	G	6-0	190	Sr.	Atlanta, Ga. (Georgia)
1	Aden Holloway	G	6-1	178	Fr.	Charlotte, N.C. (Prolific Prep)
2	Jaylin Williams	F	6-8	245	Gr.	Nahunta, Ga. (Brantley County HS)
3	Tre Donaldson	G	6-3	200	So.	Tallahassee, Fla. (Florida State Univ. School)
4	Johni Broome	F	6-10	240	Jr.	Plant City, Fla. (Morehead State)
5	Chris Moore	F	6-6	220	Sr.	West Memphis, Ark. (West Memphis HS)
10	Chad Baker-Mazara	G/F	6-7	180	Jr.	Santo Domingo, Dominican Republic (NW Florida State)
12	Denver Jones	G	6-4	205	Jr.	New Market, Ala. (FIU)
13	CJ Williams	G	6-2	175	So.	Fayetteville, Ark. (Fayetteville HS)
14	Presley Patterson	G	5-11	180	So.	Knoxville, Tenn. (Knoxville Catholic HS)
20	Carter Sobera	G	6-5	210	Sr.	Birmingham, Ala. (Mountain Brook HS)
21	Blake Muschalek	G	6-3	178	Fr.	Dallas, Texas (Trinity Christian Academy)
22	Reed Trapp	G	6-6	188	So.	Muscle Shoals, Ala. (Birmingham-Southern College)
23	Addarin Scott	F	6-9	207	Jr.	Dallas, Texas (Navarro College)
24	Lior Berman	G	6-4	210	Gr.	Birmingham, Ala. (Mountain Brook HS)
31	Chaney Johnson	F	6-7	220	Jr.	Alabaster, Ala. (UAH)
33	Lucas Clanton	G	6-1	175	Fr.	Shelbyville, Tenn. (Cascade HS)
42	Haston Alexander	C	6-10	255	So.	Tuscumbia, Ala. (Covenant Christian School)
44	Dylan Cardwell	C	6-11	255	Sr.	Augusta, Ga. (McEachern HS)
55	Jalen Harper	G	6-2	165	Gr.	Mableton, Ga. (Shelton State CC)

**Head Coach:** Bruce Pearl (Boston College '82) - 10th Season

**Associate Head Coach:** Steven Pearl (Tennessee '10) - 10th Season

**Assistant Coach:** Ira Bowman (Penn '96) - Sixth Season

**Assistant Coach:** Corey Williams (Oklahoma State '02) - First Season

**Assistant Coach:** Chad Prewett (Troy State '94) - 10th Season

**Assistant Coach/Offensive Coordinator:** Mike Burgomaster (Miami '16) - Eighth Season

**Director of Player Development:** Marquis Daniels (Auburn '03) - Sixth Season

**Director of Scouting and Recruiting:** Ian Borders (Louisville '07) - Sixth Season

**Director of Sports Performance:** Damon Davis (Western Illinois '03) - 15th Season

**Senior Athletic Trainer:** Clark Pearson (Kentucky '96) - 15th Season

**Executive Assistant to the Head Coach:** Bridget Graba - 13th Season

**Director of Operations:** Maddux Jeffreys (Auburn '20) - Second Season

**Director of Creative Content:** Steven Leonard (Indiana '17) - Second Season

**Chaplain:** Jeremy Napier (West Virginia State '07) - Second Season

**Graduate Assistant:** Geoff Gray (Emerson College '19) - Second Season

**Graduate Assistant:** Bryant Smith - Second Season

### PRONUNCIATION GUIDE

HASTON Alexander	HAY-stun
Chad Baker-MAZARA	MUH-ZARR-UH (like car)
LIOR Berman	LEE-oar
JOHNI Broome	JUH-nye (like dye)
ADEN Holloway	AY-den
Blake MUSCHALEK	MOO-SHUH-lek
ADDARIN Scott	UH-Dare-IN
JAYLIN Williams	JAY-lyn

### WEEKLY SCHEDULE

SUNDAY January 7	MONDAY January 8	TUESDAY January 9	WEDNESDAY January 10	THURSDAY January 11	FRIDAY January 12	SATURDAY January 13
Practice at 1 p.m. (main floor)	BP Weekly Press Conference at 11:30 a.m. Practice at 12:30 p.m. (main)	Game Day vs. Texas A&M 8 p.m. CT (Neville Arena)	OFF	BP Weekly Press Conference at 2:45 p.m. Practice at 3:45 p.m. (main)	Practice at 3:15 p.m. (practice gym)	Game Day vs. LSU 5 p.m. CT (Neville Arena)

# HEAD COACH BRUCE PEARL



Auburn Head Coach Bruce Pearl is in his 10th season on The Plains.

He has guided the Tigers to 185 wins in 10 seasons, the program's first-ever No. 1 ranking in both national polls and a memorable run to the NCAA Final Four in 2019.

The three-time SEC Coach of the Year's accomplishments also include two Southern Conference regular-

season championships, one SEC Tournament championship and four NCAA Tournament berths with the Tigers.

Pearl currently ranks No. 13 among active NCAA Division I coaches in career wins (647) and No. 8 all-time among winningest SEC coaches with 330 career victories at Auburn and Tennessee combined.

During the 2022-23 season, the Tigers continued to make history finishing the season with a 21-13 overall record – the 11th-most wins in program history. Auburn has now turned in 20-win seasons in five of the last six years and is the second-winningest program in the SEC in that span.

Auburn was ranked a program-best 32-consecutive weeks in The Associated Press Top 25 Poll and as high as No. 11 in the country during the season. It was one of 10 schools to be ranked in the AP Top 25 throughout the 2022 calendar year.

For the third-consecutive school year, the Tigers achieved a team GPA of 3.0 or higher and received the NABC Academic Excellence Award under Pearl.

Six Tigers have been drafted into the NBA and developed by Pearl and his coaching staff including All-Americans Jabari Smith (No. 3 overall in 2022) and Walker Kessler selected (No. 22 overall in 2022). Both are currently playing in the league along with Chuma Okeke (No. 16 overall in 2019), Isaac Okoro (No. 5 overall in 2020), JT Thor (No. 37 overall in 2021) and Sharife Cooper (No. 48 overall in 2021).

Pearl's teams have been just as successful off the court as Auburn has had 39 graduates since 2014 – the most in the SEC.

In 29 seasons as a head coach, he has guided his teams to the NCAA Tournament 21 times and a 647-258 (.715) winning record.

Pearl is the only head coach (football or men's basketball) in SEC history to lead two programs to a No. 1 national ranking (Auburn in 2022 and UT in 2008). Additionally, he is just one of three head coaches to take four programs (three at the Division I level) to the Sweet 16, joining Lon Kruger and Eddie Sutton.

Through the Bruce Pearl Family Foundation, he and his wife, Brandy, remain committed to giving back to those in Alabama, providing support to children and families facing challenging and life-altering illnesses through Children's Harbor.

In 2015-16, Pearl started AUTLIVE at Auburn to benefit patients in the state of Alabama in the fight against cancer. AUTLIVE also raises the awareness of cancer prevention and detection.

A native of Boston, Mass., Pearl graduated cum laude from Boston College in 1982 with a bachelor's degree in business administration. He is the proud father of four children, Jacqui, Steven, Leah and Michael, and enjoys spending time with his grandchildren.

## CAREER HONORS

- Three-Time SEC Coach of the Year (2006, 2008 and 2022)
- Three-Time Horizon League Coach of the Year (2002, 2003 and 2005)
- Two-Time GLVC Coach of the Year (1993 and 1994)
- 2019 NCAA Final Four appearance
- 2009 Maccabi Games Gold Medalist (Team USA)
- 2008 Adolph Rupp Cup Award recipient
- 2006 Sporting News Coach of the Year
- 1995 NABC Division II Coach of the Year
- 1995 NCAA Division II National Championship

## HEAD COACHING RECORD

Year	School	Record	Postseason
1992-93	Southern Indiana	22-7	NCAA Region 3rd Place
1993-94	Southern Indiana	28-4	NCAA Runner-Up
1994-95	Southern Indiana	29-4	NCAA Champions
1995-96	Southern Indiana	25-4	NCAA Sweet 16
1996-97	Southern Indiana	23-5	NCAA First Round
1997-98	Southern Indiana	27-6	NCAA Sweet 16
1998-99	Southern Indiana	26-6	NCAA Sweet 16
1999-00	Southern Indiana	25-6	NCAA Sweet 16
2000-01	Southern Indiana	26-4	NCAA First Round
<b>Total</b>		<b>231-46</b>	
2001-02	Milwaukee	16-13	-
2002-03	Milwaukee	24-8	NCAA First Round
2003-04	Milwaukee	20-11	NIT First Round
2004-05	Milwaukee	26-6	NCAA Sweet 16
<b>Total</b>		<b>86-38</b>	
2005-06	Tennessee	22-8	NCAA Second Round
2006-07	Tennessee	24-11	NCAA Sweet 16
2007-08	Tennessee	31-5	NCAA Sweet 16
2008-09	Tennessee	21-13	NCAA First Round
2009-10	Tennessee	28-9	NCAA Elite Eight
2010-11	Tennessee	19-15	-
<b>Total</b>		<b>145-61</b>	
2014-15	Auburn	15-20	-
2015-16	Auburn	11-20	-
2016-17	Auburn	6-14 #	-
2017-18	Auburn	26-8	NCAA Second Round
2018-19	Auburn	30-10	NCAA Final Four
2019-20	Auburn	25-6	(Canceled)
2020-21	Auburn	13-14	-
2021-22	Auburn	26-6 %	NCAA Second Round
2022-23	Auburn	21-13	NCAA Second Round
2023-24	Auburn	12-2	-
<b>Total</b>		<b>185-113</b>	
<b>Career</b>		<b>647-258 (.715)</b>	

# Denotes vacated games by the NCAA during the 2016-17 season  
% Two wins credited to assistant coaches/then-acting head coaches Wes Flanigan and Steven Pearl during the 2021-22 season



# TOP PERFORMANCES UNDER PEARL AT AUBURN

## MOST POINTS TEAM

- 119, vs. Northwestern State (Nov. 27, 2015)  
119, vs. Winthrop (Nov. 24, 2017)
- 117, vs. Coastal Carolina (Dec. 15, 2016)
- 116, vs. CSUN (Nov. 15, 2019)
- 109, vs. UConn (Nov. 24, 2021)
- 109, at South Carolina (Jan. 23, 2021)

## MOST POINTS INDIVIDUAL

- 34, Bryce Brown vs. Dayton (Dec. 8, 2018)
- 33, Samir Doughty vs. CSUN (Nov. 15, 2019)
- 32, Samir Doughty at Tennessee (Mar. 7, 2020)
- 31, Jabari Smith vs. Vanderbilt (Feb. 16, 2022)
- 31, Bryce Brown vs. Norfolk State (Nov. 10, 2017)
- 31, Mustapha Heron vs. Winthrop (Nov. 24, 2017)
- 31, Jared Harper at UAB (Dec. 15, 2018)
- 30, Johni Broome vs. Virginia Tech (Nov. 29, 2023)**

## MOST REBOUNDS TEAM

- 66, vs. Mississippi College (Nov. 14, 2018)
- 60, at Arkansas [OT] (Feb. 8, 2022)
- 60, vs. Alabama (Feb. 12, 2020)
- 56, vs. Saint Joseph's (Nov. 26, 2020)
- 53, vs. Winthrop (Nov. 15, 2022)

## MOST REBOUNDS INDIVIDUAL

- 19, Walker Kessler at Arkansas [OT] (Feb. 8, 2022)
- 19, Cinmeon Bowers at Middle Tennessee (Dec. 12, 2015)
- 18, Johni Broome vs. Georgia (Feb. 1, 2023)
- 18, Cinmeon Bowers vs. Alabama (Jan. 19, 2016)
- 18, Cinmeon Bowers vs. Ole Miss (Feb. 20, 2016)
- 17, Cinmeon Bowers vs. Milwaukee (Nov. 14, 2014)
- 17, Cinmeon Bowers vs. Winthrop (Dec. 17, 2014)
- 17, Cinmeon Bowers vs. Mississippi State (Jan. 21, 2015)
- 17, Horace Spencer vs. Mississippi College (Nov. 14, 2018)
- 17, Austin Wiley vs. Alabama (Feb. 12, 2020)

## MOST 3-POINTERS TEAM

- 22, vs. South Alabama (Dec. 4, 2020)
- 21, vs. Coastal Carolina (Dec. 15, 2016)
- 18, vs. South Alabama (Nov. 6, 2018)
- 18, vs. LSU (Feb. 8, 2020)
- 17, vs. Northwestern State (Nov. 27, 2015)
- 17, vs. Vanderbilt (Feb. 3, 2018)
- 17, vs. Arkansas (Feb. 20, 2019)
- 17, vs. North Carolina (Mar. 29, 2019)
- 17, vs. CSUN (Nov. 15, 2019)

## MOST 3-POINTERS INDIVIDUAL

- 9, Bryce Brown at Arkansas (Feb. 17, 2016)
- 8, Kareem Canty at Middle Tennessee (Dec. 12, 2015)
- 8, Bryce Brown vs. South Carolina (Mar. 3, 2018)
- 8, Samir Doughty at Tennessee (Mar. 7, 2020)
- 7, Jabari Smith vs. Vanderbilt (Feb. 16, 2022)
- 7, KT Harrell vs. Coastal Carolina (Dec. 5, 2014)
- 7, Bryce Brown at Ole Miss (Jan. 9, 2019)
- 7, Bryce Brown vs. Kansas (Mar. 23, 2019)
- 7, Justin Powell vs. South Alabama (Dec. 4, 2020)

## MOST FT MADE TEAM

- 36, vs. Missouri (Jan. 26, 2021)
- 33, vs. UConn (Nov. 24, 2021)
- 33, vs. Kentucky (Feb. 1, 2020)
- 31, vs. Arkansas (Feb. 10, 2015)
- 31, at Arkansas - Feb. 27, 2018)

## MOST FT MADE INDIVIDUAL

- 18, Sharife Cooper vs. Missouri (Jan. 26, 2021)
- 15, KT Harrell vs. Georgia (Mar. 3, 2015)
- 15, Jared Harper at UAB (Dec. 15, 2018)
- 14, Jared Harper vs. Ole Miss (Jan. 7, 2017)
- 14, Samir Doughty vs. Kentucky (Feb. 1, 2020)
- 12, Jabari Smith vs. UConn (Nov. 24, 2001)
- 12, Desean Murray vs. Ole Miss (Jan. 9, 2018)
- 12, Jared Harper vs. South Carolina (Mar. 15, 2019)

## MOST FT ATTEMPTED TEAM

- 46, at Missouri (Feb. 15, 2020)
- 44, vs. Kentucky (Feb. 1, 2020)
- 44, vs. Missouri (Jan. 26, 2021)
- 43, vs. Saint Joseph's (Nov. 26, 2020)
- 42, vs. Eastern Kentucky (Nov. 17, 2016)
- 42, vs. Alabama (Jan. 21, 2017)

## MOST FT ATTEMPTED INDIVIDUAL

- 21, Sharife Cooper vs. Missouri (Jan. 26, 2021)
- 18, Cinmeon Bowers vs. Missouri (Jan. 10, 2015)
- 18, KT Harrell vs. LSU (Mar. 13, 2015)
- 18, Austin Wiley vs. Alabama (Jan. 21, 2017)
- 17, Jared Harper vs. Ole Miss (Jan. 7, 2017)
- 16, Johni Broome vs. Houston (March 18, 2023)
- 16, K.D. Johnson vs. UConn (Nov. 24, 2021)
- 16, Cinmeon Bowers vs. LSU (Feb. 2, 2016)
- 16, Jared Harper at UAB (Dec. 15, 2018)

## MOST ASSISTS TEAM

- 27, vs. CSUN (Nov. 15, 2019)
- 26, vs. Nebraska (Dec. 11, 2021)
- 25, vs. Indiana (Dec. 9, 2023)**
- 25, vs. Saint Peter's (Nov. 28, 2018)
- 24, vs. South Alabama (Nov. 6, 2018)
- 24, vs. South Alabama (Dec. 4, 2020)

## MOST ASSISTS INDIVIDUAL

- 16, J'Von McCormick vs. CSUN (Nov. 15, 2019)
- 14, Jared Harper vs. Vanderbilt (Feb. 3, 2018)
- 13, Jared Harper vs. South Alabama (Nov. 6, 2018)
- 13, Jared Harper vs. North Carolina (Mar. 29, 2019)
- 12, Wendell Green Jr. at South Carolina (Jan. 21, 2023)

## MOST STEALS TEAM

- 20, vs. North Florida (Dec. 29, 2018)
- 18, vs. Tennessee (Feb. 22, 2020)
- 16, vs. Nebraska (Dec. 11, 2021)
- 16, vs. Saint Peter's (Nov. 28, 2018)
- 14, vs. Texas Southern (Nov. 18, 2022)
- 14, vs. George Mason (Nov. 7, 2022)
- 14, vs. Georgia (Jan. 20, 2018)
- 14, vs. Alabama (Feb. 21, 2018)
- 14, vs. Mississippi College (Nov. 14, 2018)
- 14, vs. Florida (Mar. 16, 2019)
- 14, vs. Tennessee (Mar. 17, 2019)
- 14, vs. New Mexico (Nov. 25, 2019)

## MOST STEALS INDIVIDUAL

- 5, Wendell Green Jr. at Mississippi State (March 2, 2022)
- 5, Walker Kessler vs. Nebraska (Dec. 11, 2021)
- 5, Zep Jasper vs. Nebraska (Dec. 11, 2021)
- 5, K.D. Johnson vs. Syracuse (Nov. 26, 2021)
- 5, K.D. Johnson vs. UConn (Nov. 24, 2021)
- 5, K.C. Ross-Miller vs. Oregon State (Nov. 26, 2014)
- 5, K.C. Ross-Miller vs. Middle Tennessee (Dec. 29, 2014)
- 5, Antoine Mason at LSU (Feb. 5, 2015)
- 5, Malik Dunbar vs. UNC Asheville (Dec. 4, 2018)
- 5, Chuma Okeke vs. Murray State (Dec. 22, 2018)
- 5, Chuma Okeke vs. North Florida (Dec. 29, 2018)
- 5, J'Von McCormick vs. Tennessee (Feb. 22, 2020)

## MOST BLOCKS TEAM

- 14, vs. Texas A&M (Feb. 12, 2022)
- 14, vs. Yale (Dec. 4, 2021)
- 14, vs. LSU (Dec. 29, 2021)
- 14, at Georgia (Jan. 13, 2021)
- 14, vs. Missouri (Jan. 26, 2021)

## MOST BLOCKS INDIVIDUAL

- 12, Walker Kessler vs. Texas A&M (Feb. 12, 2022)
- 11, Walker Kessler vs. LSU (Dec. 29, 2021)
- 9, Walker Kessler vs. Jacksonville State (Mar. 18, 2022)
- 8, Johni Broome vs. Saint Louis (Nov. 27, 2022)
- 8, Walker Kessler vs. Ole Miss (Feb. 23, 2022)
- 8, Walker Kessler vs. Alabama (Feb. 1, 2022)

ASSOCIATED PRESS POLL

RK	TEAM	RECORD	PTS
1	Purdue (54)	14-1	1566
2	Houston (7)	14-0	1486
3	Kansas (2)	13-1	1481
4	UConn	13-2	1335
5	Tennessee	11-3	1291
6	Kentucky	11-2	1253
7	North Carolina	11-3	1213
8	Arizona	12-3	1107
9	Oklahoma	13-1	1023
10	Illinois	11-3	924
11T	Marquette	11-4	869
11T	Duke	11-3	869
13	Memphis	13-2	843
14	Baylor	12-2	787
15	Wisconsin	11-3	663
<b>16</b>	<b>Auburn</b>	<b>12-2</b>	<b>559</b>
17	Colorado State	13-2	436
18	BYU	12-2	426
19	San Diego State	13-2	386
20	Utah State	14-1	241
21	Clemson	11-3	219
22	Creighton	11-4	187
23	Gonzaga	11-4	185
24	Florida Atlantic	11-4	165
25	Texas	11-3	148

**Others receiving votes:** Dayton 126, Ole Miss 125, James Madison 98, Cincinnati 79, Nevada 77, Texas Tech 62, Wake Forest 38, Grand Canyon 35, Seton Hall 34, South Carolina 29, Miami 27, St. John's 18, Iowa State 16, Colorado 8, Alabama 7, NC State 7, Michigan State 7, Providence 6, Oregon 4, TCU 3, Northwestern 3, Utah 2, Princeton 2

COACHES POLL

RK	TEAM	RECORD	PTS
1	Purdue (21)	14-1	788
2	Houston (10)	14-0	762
3	Kansas (1)	13-1	754
4	UConn	13-2	685
5	Tennessee	11-3	661
6	Kentucky	11-2	628
7	North Carolina	11-3	592
8	Arizona	12-3	556
9	Oklahoma	13-1	490
10	Illinois	11-3	455
11	Duke	11-3	446
12	Marquette	11-4	428
13	Memphis	13-2	410
14	Baylor	12-2	378
15	Wisconsin	11-3	341
<b>16</b>	<b>Auburn</b>	<b>12-2</b>	<b>301</b>
17	BYU	12-2	251
18	Colorado State	13-2	221
19	San Diego State	13-2	198
20	Creighton	11-4	147
21	Gonzaga	11-4	146
22	Clemson	11-3	133
23T	Utah State	14-1	77
23T	Ole Miss	13-1	77
25	Florida Atlantic	11-4	58

**Others receiving votes:** Texas 55, Nevada 45, Cincinnati 36, Dayton 33, Iowa State 33, James Madison 32, Grand Canyon 30, Miami 24, TCU 23, Wake Forest 21, Texas Tech 18, Ohio State 12, Seton Hall 11, Alabama 9, St. John's 8, Providence 7, Michigan State 7, Indiana State 5, South Carolina 3, Princeton 2, Villanova 1, New Mexico 1, Northwestern 1

LAST TIME TEAM

Defeated a ranked team at home \_\_\_\_\_ vs. #12 Tennessee (3/4/23)  
 Defeated a ranked team on the road \_\_\_\_\_ at #24 Alabama (1/11/22)  
 Defeated a ranked team at a neutral site \_\_\_\_\_ vs. #7 Kentucky (3/31/19)  
 Defeated a top-10 team at home \_\_\_\_\_ vs. #5 Tennessee (3/9/19)  
 Defeated a top-10 team on the road \_\_\_\_\_ at #8 Arkansas (1/23/93)  
 Defeated a top-10 team at a neutral site \_\_\_\_\_ vs. #7 Kentucky (3/31/19)  
 Won in overtime \_\_\_\_\_ at Mississippi State, 81-68 (OT) (3/2/22)  
 Lost in overtime \_\_\_\_\_ at #2 Alabama, 90-85 (OT) (3/1/23)  
 Won in double overtime \_\_\_\_\_ at Ole Miss, 83-82 (2OT) (1/28/20)  
 Lost in double overtime \_\_\_\_\_ vs. #22 UConn, 115-109 (2OT) (11/24/21)  
 Played back-to-back overtime games \_\_\_\_\_ at Arkansas, W 79-76 (OT) (2/5/20)  
 \_\_\_\_\_ vs. LSU, W 91-90 (OT) (2/8/20)  
 \_\_\_\_\_ vs. Alabama, W 95-91 (OT) (2/12/20)  
 Played in three-straight overtime games \_\_\_\_\_ at Arkansas, W 79-76 (OT) (2/5/20)  
 \_\_\_\_\_ vs. LSU, W 91-90 (OT) (2/8/20)  
 \_\_\_\_\_ vs. Alabama, W 95-91 (OT) (2/12/20)  
 Played at least three overtimes \_\_\_\_\_ vs. Georgia (SECT) (4OT) (3/1/79)  
 Shot 70% for a half \_\_\_\_\_ 72.4% (21-29) at Washington (2nd) (12/21/22)  
 Shot 70% for a half (SEC) \_\_\_\_\_ 70.8% (17-24) vs. Vanderbilt (2nd) (2/16/22)  
 Shot 60% for a game \_\_\_\_\_ 61.8% (42-68) vs. Winthrop (11/24/17)  
 Shot 60% for a game (SEC) \_\_\_\_\_ 61.1% (33-54) at Arkansas (2/17/16)  
 Shot less than 30% for game \_\_\_\_\_ 23.6% (13-55) at Tennessee (2/4/23)  
 Shot 100% from the FT line \_\_\_\_\_ 100% (6-6) vs. Long Beach State (12/23/11)  
 Shot 60% from 3-point line \_\_\_\_\_ 60.0% (12-20) at #2 Alabama (3/1/23)  
 Shot less than 30% in half \_\_\_\_\_ 28.6% (10-35) vs. Alabama (2nd) (2/11/23)  
 Shot less than 20% in half \_\_\_\_\_ 16.7% (4-24) vs. #2 Houston (2nd) (3/18/23)  
 Shot less than 10% in a half \_\_\_\_\_ 8.3% (2-24) vs. LSU (1st) (1/8/11)  
 Attempted 50 free throws \_\_\_\_\_ 52 vs. Vanderbilt (2/6/54)  
 Attempted 40 free throws \_\_\_\_\_ 41 vs. #22 UConn (11/24/21)  
 Attempted 30 free throws in half \_\_\_\_\_ 30 vs. #12 Missouri (2nd) (1/26/21)  
 Made 30 free throws \_\_\_\_\_ 33 vs. #22 UConn (11/24/21)  
 Made 30 free throws (SEC) \_\_\_\_\_ 31 vs. Alabama (2/1/22)  
**Made at least 10 3-point field goals \_\_\_\_\_ 12 vs. Penn (1/2/24)**  
 Made at least 15 3-point field goals \_\_\_\_\_ 15 vs. Arkansas (12/30/20)  
 Failed to make 3-point field goal \_\_\_\_\_ vs. Kentucky (0-15) (1/19/13)  
 Had at least 60 rebounds \_\_\_\_\_ 60 at Arkansas [OT] (2/8/22)  
 Had at least 50 rebounds \_\_\_\_\_ 53 vs. Winthrop (11/15/22)  
 Had less than 20 rebounds \_\_\_\_\_ 19 vs. Arkansas (3/9/23)  
**Had at least 25 assists \_\_\_\_\_ 25 vs. Indiana (12/9/23)**  
**Had at least 20 assists \_\_\_\_\_ 23 vs. Chattanooga (12/30/23)**  
 Had at least 15 steals \_\_\_\_\_ 16 vs. Nebraska (12/11/21)  
**Had at least 10 blocks \_\_\_\_\_ 10 vs. #17 Baylor (11/7/23)**  
 Had at least 15 blocks \_\_\_\_\_ 17 vs. Nicholls State (11/25/11)  
 Failed to make a blocked shot \_\_\_\_\_ 0 at #2 Alabama (3/1/23)  
 Had at least 25 lead changes \_\_\_\_\_ 27 at Arkansas (1/16/13)  
**Scored 50 points in a half \_\_\_\_\_ 51 vs. Penn (1st) (1/2/24)**  
 Scored 50 points in a half (SEC) \_\_\_\_\_ 52 vs. Georgia (2nd) (2/1/23)  
 Scored 60 points in a half \_\_\_\_\_ 66 vs. CSUN (1st) (11/15/19)  
 Scored 60 points in a half (SEC) \_\_\_\_\_ 64 at Tennessee (2nd) (2/15/06)  
 Scored 70 points in a half \_\_\_\_\_ 72 vs. Northwestern State (2nd) (11/27/15)  
**Scored 100 points \_\_\_\_\_ 101 vs. Chattanooga (12/30/23)**  
 Scored 100 points (SEC) \_\_\_\_\_ 100 vs. Alabama (2/1/22)  
 Scored under 20 points in 1st half \_\_\_\_\_ 19 at Tennessee (2/4/23),  
 \_\_\_\_\_ vs. Northwestern (11/23/22), vs. Clemson (3/18/18)  
 Scored under 20 points in 2nd half \_\_\_\_\_ 14 vs. Tulsa (11/24/14)  
 Scored under 10 points in a half \_\_\_\_\_ 6 vs. LSU (1st) (1/8/11)  
 Scored 35 or under points in a game \_\_\_\_\_ 35 vs. Tulsa (11/24/14)  
 Scored under 50 points in game \_\_\_\_\_ 43 at Tennessee (2/4/23),  
 \_\_\_\_\_ vs. Northwestern (11/23/22)  
 Scored under 50 points in game (SEC) \_\_\_\_\_ 43 at Tennessee (2/4/23)

# LAST TIME INDIVIDUAL

Scored at least 30 points	Johni Broome (30) vs. Virginia Tech (11/29/23)
Scored at least 35 points	Toney Douglas (38) vs. Nicholls State (11/24/04)
Scored at least 40 points	Wesley Person (44) vs. UAB (12/16/93)
Had two players with at least 20 points	Jaylin Williams (24) and Aden Holloway (24) vs. Indiana (12/9/23)
Had three players with at least 20 points	Samir Doughty (26), J'Von McCormick (23), Devan Cambridge (21) vs. LSU (2/8/20)
Had two players with 25 points	Bryce Brown (26), Jared Harper (25) vs. Xavier (OT) (11/19/18)
Had two players with 25 points (SEC)	Chris Denson (30), KT Harrell (26) vs. Mississippi State (2/14/14)
Scored 20 points in a half	Jabari Smith (20, 2nd) at Florida (2/19/22)
Scored 20 points in 1st half	Bryce Brown (20) at Texas A&M (1/16/19)
Scored 20 points in 2nd half	Jabari Smith (20, 2nd) at Florida (2/19/22)
Scored 25 points in a half	Bryce Brown (25, 2nd) vs. Kentucky (1/19/19)
A player had back-to-back 20-point games	Jaylin Williams (20) vs. Alabama State (12/22/23); (21) vs. Chattanooga (12/30/23)
A player three consecutive 20-point games	Jabari Smith (27) at Tennessee (2/26/22); (27) at Mississippi State [OT] (3/2/22) vs. South Carolina (3/5/22)
A player had back-to-back 20-point SEC games	Johni Broome (20) vs. Missouri (2/14/23); (20) at Vanderbilt (2/18/23)
A player had back-to-back 25-point SEC games	Jabari Smith (27) at Tennessee (2/26/22); (27) at Mississippi State [OT] (3/2/22)
A player had three straight 25-point SEC games	Chris Denson (29) at LSU (2/8/14); (26) vs. Kentucky (2/12/14); (30) vs. Mississippi State (2/15/14)
A player had four straight 25-point SEC games	Chris Denson (25) at South Carolina (2/5/14); (29) at LSU (2/8/14); (26) vs. Kentucky (2/12/14); (30) vs. Mississippi State (2/15/14)
A player had five straight 25-point SEC games	Keenan Carpenter (44) vs. LSU (1/8/89); (28) vs. Mississippi State (2/11/89); (33) at Florida (2/15/89); (32) at Ole Miss (2/18/89); (29) vs. Kentucky (2/20/89)
A player had back-to-back 20-point games off the bench	Jamal Johnson (21) at Arkansas (12/30/20); (20) at Texas A&M (1/2/21)
Zero players scored in double figures	at Vanderbilt (1/7/12)
Only one player scored in double figures	Jamal Johnson (18) at UCF (11/30/20)
Five players scored in double figures	Jaylin Williams (14), Johni Broome (11), Aden Holloway (15), Denver Jones (12) and Dylan Cardwell (11) vs. USC (12/17/23)
Five players scored in double figures (SEC)	Wendell Green Jr. (23), Jabari Smith (17), Walker Kessler (14), K.D. Johnson (13), Allen Flanigan (10) vs. Alabama (2/1/22)
All five starters scored in double figures	Allen Flanigan (23), Devan Cambridge (15), Jamal Johnson (14), Jaylin Williams (13), JT Thor (10) vs. Tennessee (2/27/21)
Six players scored in double figures	J. Williams (24), A. Holloway (24), K. Johnson (14), D. Jones (12), C. Baker-Mazara (11) and T. Donaldson (10) vs. Indiana (12/9/23)
Six players scored in double figures (SEC)	J. Smith (12), W. Kessler (15), K.D. Johnson (12), A. Flanigan (10), W. Green Jr. (12), J. Williams (13) vs. Georgia (1/19/22)
Had at least 15 rebounds	Johni Broome (18) vs. Georgia (2/1/23)
Had at least 15 rebounds (SEC)	Johni Broome (18) vs. Georgia (2/1/23)
Had at least 20 rebounds	Kelvin Ardister (20) vs. Tennessee (1/4/89)
Had at least 25 rebounds	Rex Frederick (25) at Ole Miss (1/6/58)
Had at least 20 pts & 20 reb	Kelvin Ardister (22 pts, 20 reb) vs. Tennessee (1/4/89)
Had at least 30 pts & 10 reb	Johni Broome (30 pts, 13 reb) vs. Virginia Tech (11/29/23)
Had two players with at least 10 rebounds	Johni Broome (11); Chaney Johnson (11) vs. Southeastern Louisiana (11/10/23)
Had at least three players with 10 rebounds	Korvotney Barber (13), Quantez Robertson (10), Lucas Hargrove (10) at Virginia (12/20/08)
Had a double-double	Johni Broome (24 pts, 12 reb) vs. Penn (1/2/24)
Had a double-double before halftime	Johni Broome (13 pts, 12 reb) vs. Georgia (2/1/23)
Had two straight double-doubles	Johni Broome (16 pts, 11 reb) vs. #17 Baylor (11/7/23); (18 pts, 11 reb) vs. SE Louisiana (11/10/23)
Had three straight double-doubles	Johni Broome (14 pts, 11 reb) vs. Florida (12/28/22); (22 pts, 12 reb) at Georgia (1/4/23); (10 pts, 10 reb) vs. Arkansas (1/7/23)
Had four straight double-doubles	Johni Broome (14 pts, 11 reb) vs. Florida (12/28/22); (22 pts, 12 reb) at Georgia (1/4/23); (10 pts, 10 reb) vs. Arkansas (1/7/23); (19 pts, 11 reb) at Ole Miss (1/10/23)
Had five straight double-doubles	Jeff Moore (26 pts, 11 reb) vs. Ole Miss (3/2/88); (20 pts, 11 reb) at LSU (3/5/88); (22 pts, 11 reb) vs. Georgia (3/11/88); (13 pts, 13 reb) vs. Bradley (3/17/88); (22 pts, 11 reb) vs. Oklahoma (3/19/88)
Had two players with a double-double	Johni Broome (19 pts, 12 reb); Allen Flanigan (10 pts, 10 reb) vs. Iowa (3/16/23)
Had a double-double with points and assists	Wendell Green Jr. (16 pts, 12 ast) at South Carolina (1/21/23)
Had a triple-double	Walker Kessler (12 pts, 11 reb, 12 blks) vs. Texas A&M (2/12/22)
Had 10 assists	Wendell Green Jr. (12) at South Carolina (1/21/23)
Had 15 assists	J'Von McCormick (16) vs. CSUN (11/15/19)
Had two players with at least five blocks	Devan Cambridge (5) and Jaylin Williams (5) at Georgia (1/13/21)
Had 10 blocks	Walker Kessler (11) vs. LSU (12/29/21)
Had five steals	Zep Jasper (5), Walker Kessler (5) vs. Nebraska (12/11/21)
Had five steals (SEC)	J'Von McCormick (5) vs. Tennessee (2/22/20)
Made 30-straight free throws	Wendell Green Jr. (34) (2/22/23-3/16/23)
Hit buzzer-beater shot to win a game	T.J. Dunans vs. Mercer (3-pt FG, 76-74) (12/18/16)
Played more than 40 minutes	Samir Doughty (41) vs. Alabama (OT) (2/12/20)







**K.D. JOHNSON**  
 G | 6-0 | 190 | Sr.  
 Atlanta, Ga.  
 (Hargrave Military Academy (Va.))



**SEASON SUPERLATIVES**

**Points:** 14 vs. Indiana (12/9/23)  
**Field Goals Made:** 5 vs. Indiana (12/9/23)  
**Field Goals Attempted:** 9 vs. Indiana (12/9/23), vs. SE Louisiana (11/10/23)  
**3-Point Field Goals Made:** 3 vs. Alabama State (12/22/23)  
**3-Point Field Goals Attempted:** 5 vs. Alabama State (12/22/23), vs. Southeastern Louisiana (11/10/23)  
**Free Throws Made:** 6 vs. Notre Dame (11/16/23)  
**Free Throws Attempted:** 7 vs. Notre Dame (11/16/23)  
**Rebounds:** 5 vs. Penn (1/2/24)  
**Assists:** 4 vs. Penn (1/2/24)  
**Blocks:** 2 vs. St. Bonaventure (11/17/23)  
**Steals:** 4 vs. UNC Asheville (12/13/23)  
**Minutes Played:** 22 vs. Penn (1/2/24), vs. Notre Dame (11/16/23)  
**Double-Figure Games:** 4  
**20-Point Games:** None  
**10-Rebound Games:** None  
**5-Steal Games:** None  
**Double-Doubles:** None  
**Dunks:** 2

**CAREER SUPERLATIVES**

**Points:** 27 vs. UConn (11/24/21)  
**Field Goals Made:** 9 at Tennessee (2/10/21), vs. Auburn (1/13/21)  
**Field Goals Attempted:** 22 at Georgia (2/5/22)  
**3-Point Field Goals Made:** 4 (five times)  
**3-Point Field Goals Attempted:** 9 vs. George Mason (11/7/22)  
**Free Throws Made:** 11 vs. UConn (11/24/21)  
**Free Throws Attempted:** 16 vs. UConn (11/24/21)  
**Rebounds:** 8 at Alabama (1/11/22)  
**Assists:** 7 vs. Jacksonville State (3/18/22)  
**Blocks:** 2 vs. St. Bonaventure (11/17/23), vs. Auburn (1/13/21)  
**Steals:** 5 vs. UConn (11/24/21), vs. Syracuse (11/26/21)  
**Minutes Played:** 37 vs. UConn (11/24/21)  
**Double-Figure Games:** 55  
**20-Point Games:** 9  
**10-Rebound Games:** None  
**5-Steal Games:** 2  
**Double-Doubles:** None  
**Dunks:** 8

**CAREER HONORS**

- 2022-23 Preseason All-SEC Second Team
- 2020-21 SEC All-Freshman Team
- SEC Freshman of the Week (Jan. 18, 2021)

**2023-24 GAME-BY-GAME STATISTICS**

Opponent	GS	Min.	FG-A	3FG-A	FT-A	O-D-T	PF	A	TO	BLK	STL	PTS
vs. Baylor	16	3-5	0-1	0-0	0-0-0	4	0	1	0	1	6	
SE Louisiana	19	4-9	2-5	3-3	0-2-2	2	3	0	0	0	13	
vs. Notre Dame	22	1-6	0-2	6-7	0-3-3	2	0	1	0	1	8	
vs. St. Bonaventure	18	4-7	1-4	0-0	0-0-0	2	3	0	2	1	9	
Alabama A&M	11	2-4	1-3	1-2	0-2-2	3	1	1	1	0	6	
Virginia Tech	12	1-6	0-3	0-0	0-2-2	6	0	1	0	1	2	
at App State	8	0-3	0-3	0-0	1-1-2	1	1	0	0	1	0	
vs. Indiana	19	5-9	1-2	3-3	0-2-2	3	3	0	0	1	14	
vs. UNC Asheville	15	2-4	1-2	1-2	0-3-3	2	2	0	0	4	6	
USC	17	2-6	0-2	1-2	1-0-1	3	0	3	0	1	5	
Alabama State	15	3-6	3-5	4-4	1-1-2	1	0	1	0	2	13	
Chattanooga	19	2-4	2-2	0-0	0-1-1	3	1	0	0	0	6	
Penn	22	3-6	1-4	4-6	2-3-5	1	4	0	0	1	11	
at Arkansas	19	2-8	0-2	2-2	0-2-2	2	2	1	0	0	6	
Texas A&M												
LSU												
at Vanderbilt												
Ole Miss												
at Alabama												
at Mississippi St.												
Vanderbilt												
at Ole Miss												
Alabama												
at Florida												
South Carolina												
Kentucky												
at Georgia												
at Tennessee												
Mississippi State												
at Missouri												
Georgia												


**JOHNSON'S CAREER STATISTICS**

SEASON	TEAM	GP-GS	MIN/AVG	Field Goals		3-Point		F-Throws		Rebounds				Scoring						
				FG-FGA	FG%	3FG-3FGA	3FG%	FT-FTA	FT%	OFF	DEF	TOT	AVG	PF-FO	A	TO	BLK	STL	PTS	AVG
2020-21	UGa	16-0	362/22.6	68-161	.422	24-62	.387	56-91	.615	11	33	44	2.8	45-0	19	34	3	29	216	13.5
2021-22	AUB	34-31	941/27.7	133-345	.386	45-155	.290	106-147	.721	19	78	97	2.9	87-0	53	62	2	64	417	12.3
2022-23	AUB	33-0	722/21.9	90-236	.381	36-108	.333	77-111	.694	15	48	63	1.9	76-0	43	50	1	36	293	8.9
2023-24	AUB	14-0	236/16.9	34-83	.410	12-40	.300	25-31	.806	5	22	27	1.9	35-1	20	10	3	17	105	7.5
<b>TOTAL FOR AUB</b>	<b>81-31</b>	<b>1900/23.5</b>	<b>257-664</b>	<b>.387</b>	<b>93-303</b>	<b>.307</b>	<b>208-289</b>	<b>.720</b>	<b>39</b>	<b>148</b>	<b>187</b>	<b>2.3</b>	<b>198-1</b>	<b>116</b>	<b>122</b>	<b>6</b>	<b>117</b>	<b>815</b>	<b>10.1</b>	
<b>TOTAL</b>	<b>97-31</b>	<b>2261/23.3</b>	<b>325-825</b>	<b>.394</b>	<b>117-365</b>	<b>.321</b>	<b>264-380</b>	<b>.695</b>	<b>50</b>	<b>181</b>	<b>231</b>	<b>2.4</b>	<b>243-1</b>	<b>135</b>	<b>156</b>	<b>9</b>	<b>146</b>	<b>1031</b>	<b>10.6</b>	

1

# ADEN HOLLOWAY

G | 6-1 | 178 | Fr.  
Charlotte, N.C.  
(Prolific Prep)



## SEASON SUPERLATIVES

**Points:** 24 vs. Indiana (12/9/23)  
**Field Goals Made:** 7 vs. Indiana (12/9/23)  
**Field Goals Attempted:** 15 vs. Baylor (11/7/23)  
**3-Point Field Goals Made:** 5 vs. Indiana (12/9/23)  
**3-Point Field Goals Attempted:** 8 (four times)  
**Free Throws Made:** 5 vs. Indiana (12/9/23), vs. Alabama A&M (11/21/23)  
**Free Throws Attempted:** 7 vs. Alabama A&M (11/21/23)  
**Rebounds:** 5 at Arkansas (1/6/24)  
**Assists:** 6 (three times)  
**Blocks:** 1 vs. Baylor (11/7/23)  
**Steals:** 3 vs. Virginia Tech (11/29/23)  
**Minutes Played:** 26 at Appalachian State (12/3/23), vs. Baylor (11/7/23)  
**Double-Figure Games:** 6  
**20-Point Games:** None  
**10-Rebound Games:** None  
**10-Assist Games:** None  
**5-Steal Games:** None  
**Double-Doubles:** None  
**Dunks:** None

## CAREER SUPERLATIVES

**Points:** 24 vs. Indiana (12/9/23)  
**Field Goals Made:** 7 vs. Indiana (12/9/23)  
**Field Goals Attempted:** 15 vs. Baylor (11/7/23)  
**3-Point Field Goals Made:** 5 vs. Indiana (12/9/23)  
**3-Point Field Goals Attempted:** 8 (four times)  
**Free Throws Made:** 5 vs. Indiana (12/9/23), vs. Alabama A&M (11/21/23)  
**Free Throws Attempted:** 7 vs. Alabama A&M (11/21/23)  
**Rebounds:** 5 at Arkansas (1/6/24)  
**Assists:** 6 (three times)  
**Blocks:** 1 vs. Baylor (11/7/23)  
**Steals:** 3 vs. Virginia Tech (11/29/23)  
**Minutes Played:** 26 at Appalachian State (12/3/23), vs. Baylor (11/7/23)  
**Double-Figure Games:** 6  
**20-Point Games:** None  
**10-Rebound Games:** None  
**10-Assist Games:** None  
**5-Steal Games:** None  
**Double-Doubles:** None  
**Dunks:** None

## CAREER HONORS

- Two-Time SEC Freshman of the Week (11/13/23 and 12/11/23)
- 2023 McDonald's High School All-American

## 2023-24 GAME-BY-GAME STATISTICS

Opponent	GS	Min.	FG-A	3FG-A	FT-A	O-D-T	PF	A	TO	BLK	STL	PTS
vs. Baylor		26	6-15	4-8	3-5	0-3-3	0	6	3	1	0	19
SE Louisiana		22	4-10	3-8	0-0	0-0-0	2	3	0	0	0	11
vs. Notre Dame	*	22	5-9	4-5	1-1	1-0-1	1	5	2	0	0	15
vs. St. Bonaventure*		24	2-10	2-7	2-2	0-0-0	2	3	2	0	0	8
Alabama A&M	*	22	3-9	2-7	5-7	0-1-1	1	2	0	0	0	13
Virginia Tech	*	22	0-7	0-2	0-0	0-1-1	2	2	1	0	3	0
at App State	*	26	2-10	0-6	4-5	0-0-0	3	2	1	0	0	8
vs. Indiana	*	22	7-11	5-8	5-5	0-1-1	2	2	0	0	0	24
vs. UNC Asheville	*	20	3-11	1-5	0-0	1-1-2	0	5	1	0	0	7
USC	*	23	5-10	4-7	1-2	0-2-2	2	6	0	0	0	15
Alabama State	*	19	2-6	2-6	0-0	0-1-1	1	4	2	0	0	6
Chattanooga	*	21	2-10	2-8	2-2	0-4-4	1	5	0	0	0	8
Penn	*	18	1-5	1-5	0-0	0-1-1	1	6	1	0	1	3
at Arkansas	*	20	2-9	1-4	0-0	1-4-5	1	0	0	0	0	5
Texas A&M												
LSU												
at Vanderbilt												
Ole Miss												
at Alabama												
at Mississippi St.												
Vanderbilt												
at Ole Miss												
Alabama												
at Florida												
South Carolina												
Kentucky												
at Georgia												
at Tennessee												
Mississippi State												
at Missouri												
Georgia												

## HOLLOWAY'S CAREER STATISTICS

SEASON	TEAM	GP-GS	MIN/AVG	Field Goals		3-Point		F-Throws		Rebounds				Scoring						
				FG-FGA	FG%	3FG-3FGA	3FG%	FT-FTA	FT%	OFF	DEF	TOT	AVG	PF-FO	A	TO	BLK	STL	PTS	AVG
2023-24	AUB	14-12	310/22.1	44-132	.333	31-86	.360	23-29	.793	3	19	22	1.6	19-0	51	13	1	4	142	10.1
<b>TOTAL</b>		<b>14-12</b>	<b>310/22.1</b>	<b>44-132</b>	<b>.333</b>	<b>31-86</b>	<b>.360</b>	<b>23-29</b>	<b>.793</b>	<b>3</b>	<b>19</b>	<b>22</b>	<b>1.6</b>	<b>19-0</b>	<b>51</b>	<b>13</b>	<b>1</b>	<b>4</b>	<b>142</b>	<b>10.1</b>

2

# JAYLIN WILLIAMS

F | 6-8 | 245 | Gr.  
Nahunta, Ga.  
(Brantley County HS)



## SEASON SUPERLATIVES

**Points:** 24 vs. Indiana (12/9/23)  
**Field Goals Made:** 9 vs. Chattanooga (12/30/23)  
**Field Goals Attempted:** 14 vs. Indiana (12/9/23)  
**3-Point Field Goals Made:** 2 (four times)  
**3-Point Field Goals Attempted:**  
 5 vs. Penn (1/2/24), vs. Southeastern Louisiana (11/10/23)  
**Free Throws Made:** 6 vs. Alabama State (12/22/23), vs. Indiana (12/9/23)  
**Free Throws Attempted:** 9 vs. Indiana (12/9/23)  
**Rebounds:** 10 vs. St. Bonaventure (11/17/23)  
**Assists:** 7 vs. Indiana (12/9/23)  
**Blocks:** 2 vs. Notre Dame (11/16/23), vs. Southeastern Louisiana (11/10/23)  
**Steals:** 3 vs. Alabama A&M (11/21/23)  
**Minutes Played:** 29 vs. Indiana (12/9/23)  
**Double-Figure Games:** 8  
**20-Point Games:** 3  
**10-Rebound Games:** 1  
**5-Steal Games:** None  
**Double-Doubles:** 1  
**Dunks:** 14

## CAREER SUPERLATIVES

**Points:** 24 vs. Indiana (12/9/23), at Ole Miss (1/6/21)  
**Field Goals Made:** 9 vs. Chattanooga (12/30/23), vs. Georgia (2/2/21)  
**Field Goals Attempted:** 15 vs. Mississippi State (1/14/23)  
**3-Point Field Goals Made:** 6 at Ole Miss (1/6/21)  
**3-Point Field Goals Attempted:** 10 at Ole Miss (1/6/21)  
**Free Throws Made:** 8 vs. Tennessee (2/27/21)  
**Free Throws Attempted:** 10 vs. Tennessee (2/27/21)  
**Rebounds:** 11 vs. Texas A&M (2/12/22), vs. Saint Joseph's (11/26/20)  
**Assists:** 8 vs. Memphis (12/12/20)  
**Blocks:** 5 at Georgia (1/13/21)  
**Steals:** 4 vs. Texas Southern (11/18/22)  
**Minutes Played:** 37 vs. Saint Joseph's (11/26/20)  
**Double-Figure Games:** 50  
**20-Point Games:** 7  
**10-Rebound Games:** 4  
**Double-Doubles:** 2  
**Dunks:** 59

## CAREER HONORS

- SEC Player of the Week (12/11/13)
- 2023 Legends Classic All-Tournament Team
- Three-Time SEC Academic Honor Roll (2020-21, 2021-22 and 2022-23)
- 2022-23 SEC Community Service Team
- 2022 Cancun Challenge Tournament MVP (Riviera Division)
- 2022 Cancun Challenge All-Tournament Team (Riviera Division)

## 2023-24 GAME-BY-GAME STATISTICS

Opponent	GS	Min.	FG-A	3FG-A	FT-A	O-D-T	PF	A	TO	BLK	STL	PTS
vs. Baylor	*	26	2-6	0-1	0-0	2-4-6	1	1	2	1	0	4
SE Louisiana	*	21	2-7	2-5	3-4	2-1-3	1	2	1	2	1	9
vs. Notre Dame	*	22	5-9	1-3	0-0	1-6-7	0	2	1	2	0	11
vs. St. Bonaventure	*	22	4-6	0-1	3-3	3-7-10	2	1	2	0	1	11
Alabama A&M	*	18	3-4	1-2	3-4	1-5-6	0	1	0	1	3	10
Virginia Tech	*	13	1-4	0-1	1-1	2-3-5	4	2	1	0	2	3
at App State	*	22	3-5	0-1	0-1	0-3-3	2	0	1	0	0	6
vs. Indiana	*	29	8-14	2-4	6-9	2-4-6	3	7	0	1	1	24
vs. UNC Asheville	*	18	3-6	0-0	2-2	1-3-4	1	3	2	0	2	8
USC	*	26	6-9	2-4	0-1	0-3-3	2	2	0	0	0	14
Alabama State	*	20	7-10	0-3	6-6	0-3-3	2	1	2	0	1	20
Chattanooga	*	18	9-9	2-2	1-1	3-2-5	0	1	1	0	1	21
Penn	*	28	3-7	2-5	0-0	2-1-3	0	3	1	1	0	8
at Arkansas	*	25	5-9	1-3	0-0	0-3-3	0	1	1	0	0	11
Texas A&M												
LSU												
at Vanderbilt												
Ole Miss												
at Alabama												
at Mississippi St.												
Vanderbilt												
at Ole Miss												
Alabama												
at Florida												
South Carolina												
Kentucky												
at Georgia												
at Tennessee												
Mississippi State												
at Missouri												
Georgia												

## WILLIAMS' CAREER STATISTICS

SEASON	TEAM	GP-GS	MIN/AVG	Field Goals		3-Point		F-Throws		Rebounds				Scoring						
				FG-FGA	FG%	3FG-3FGA	3FG%	FT-FTA	FT%	OFF	DEF	TOT	AVG	PF-FO	A	TO	BLK	STL	PTS	AVG
2019-20	AUB	14-0	100/7.1	15-28	.536	1-9	.111	3-3	1.000	8	17	25	1.8	12-0	6	6	5	6	34	2.4
2020-21	AUB	27-27	713/26.4	116-224	.518	32-94	.340	31-49	.633	36	91	127	4.7	66-0	54	49	39	18	295	10.9
2021-22	AUB	33-0	462/14.0	72-151	.477	15-51	.294	27-33	.818	33	55	88	2.7	57-1	27	30	16	8	186	5.6
2022-23	AUB	33-33	918/27.8	136-292	.466	40-113	.354	56-73	.767	41	113	154	4.7	78-2	74	39	25	35	368	11.2
2023-24	AUB	14-14	310/22.1	61-105	.581	13-35	.371	25-32	.781	19	48	67	4.8	18-0	27	15	8	12	160	11.4
<b>TOTAL</b>		<b>121-74</b>	<b>2503/20.7</b>	<b>400-800</b>	<b>.500</b>	<b>101-302</b>	<b>.334</b>	<b>142-190</b>	<b>.747</b>	<b>137</b>	<b>324</b>	<b>461</b>	<b>3.8</b>	<b>231-3</b>	<b>188</b>	<b>139</b>	<b>93</b>	<b>79</b>	<b>1043</b>	<b>8.6</b>



3

TRE DONALDSON

G | 6-3 | 200 | So.  
Tallahassee, Fla.  
(Florida State Univ. School)



SEASON SUPERLATIVES

**Points:** 15 vs. UNC Asheville (12/13/23)  
**Field Goals Made:** 6 vs. UNC Asheville (12/13/23)  
**FG Attempted:** 12 at Appalachian State (12/3/23)  
**3-Point Field Goals Made:** 2 (four times)  
**3-Point Field Goals Attempted:**  
 5 vs. Penn (1/2/24), at Appalachian State (12/3/23)  
**Free Throws Made:** 4 vs. Chattanooga (12/30/23)  
**Free Throws Attempted:**  
 4 vs. Chattanooga (12/30/23), vs. UNC Asheville (12/13/23)  
**Rebounds:** 7 at Arkansas (1/6/24), vs. Indiana (12/9/23)  
**Assists:** 5 (three times)  
**Blocks:** None  
**Steals:** 2 vs. USC (12/17/23), vs. Indiana (12/9/23)  
**Minutes Played:** 23 at Appalachian State (12/3/23)  
**Double-Figure Games:** 5  
**20-Point Games:** None  
**10-Rebound Games:** None  
**5-Steal Games:** None  
**Double-Doubles:** None  
**Dunks:** None

CAREER SUPERLATIVES

**Points:** 15 vs. UNC Asheville (12/13/23)  
**Field Goals Made:** 6 vs. UNC Asheville (12/13/23)  
**Field Goals Attempted:** 12 at Appalachian State (12/3/23)  
**3-Point Field Goals Made:** 3 vs. Iowa (3/16/23)  
**3-Point Field Goals Attempted:**  
 5 vs. Penn (1/2/24), at Appalachian State (12/3/23)  
**Free Throws Made:** 4 vs. Chattanooga (12/30/23)  
**Free Throws Attempted:**  
 4 vs. Chattanooga (12/30/23), vs. UNC Asheville (12/13/23)  
**Rebounds:** 7 at Arkansas (1/6/24), vs. Indiana (12/9/23)  
**Assists:** 7 at Washington (12/21/22)  
**Blocks:** 1 vs. Houston (3/18/23)  
**Steals:** 4 at USC (12/18/22)  
**Minutes Played:** 23 at Appalachian State (12/3/23)  
**Double-Figure Games:** 7  
**20-Point Games:** None  
**10-Rebound Games:** None  
**Double-Doubles:** None  
**Dunks:** 2

CAREER HONORS

• 2022-23 First-Year SEC Academic Honor Roll

2023-24 GAME-BY-GAME STATISTICS

Opponent	GS	Min.	FG-A	3FG-A	FT-A	O-D-T	PF	A	TO	BLK	STL	PTS
vs. Baylor	*	14	2-3	0-1	2-2	0-3-3	4	1	4	0	0	6
SE Louisiana	*	18	1-4	1-2	0-0	0-3-3	2	4	1	0	0	3
vs. Notre Dame		16	4-6	2-4	0-0	0-1-1	2	5	0	0	1	10
vs. St. Bonaventure		16	1-2	1-2	0-0	0-0-0	0	3	3	0	0	3
Alabama A&M	*	21	2-5	0-1	2-2	1-2-3	1	3	3	0	0	6
Virginia Tech		18	4-6	1-1	0-0	2-0-2	0	3	0	0	1	9
at App State		23	5-12	2-5	0-0	2-1-3	1	5	2	0	1	12
vs. Indiana		18	4-7	2-4	0-0	0-7-7	1	3	0	0	2	10
vs. UNC Asheville		19	6-8	0-2	3-4	0-0-0	2	2	1	0	0	15
USC		16	3-4	0-0	1-1	0-2-2	0	5	1	0	2	7
Alabama State		20	2-5	1-2	0-1	0-3-3	1	4	3	0	1	5
Chattanooga		16	1-3	0-1	4-4	1-1-2	0	4	0	0	0	6
Penn		21	2-9	2-5	0-0	1-3-4	0	3	0	0	1	6
at Arkansas		20	5-6	1-1	0-0	0-7-7	1	4	1	0	0	11
Texas A&M												
LSU												
at Vanderbilt												
Ole Miss												
at Alabama												
at Mississippi St.												
Vanderbilt												
at Ole Miss												
Alabama												
at Florida												
South Carolina												
Kentucky												
at Georgia												
at Tennessee												
Mississippi State												
at Missouri												
Georgia												

DONALDSON'S CAREER STATISTICS

SEASON	TEAM	GP-GS	MIN/AVG	Field Goals		3-Point		F-Throws		Rebounds				Scoring						
				FG-FGA	FG%	3FG-3FGA	3FG%	FT-FTA	FT%	OFF	DEF	TOT	AVG	PF-FO	A	TO	BLK	STL	PTS	AVG
2022-23	AUB	32-0	337/10.5	28-73	.384	13-32	.406	11-20	.550	3	43	46	1.4	32-1	39	19	1	21	80	2.5
2023-24	AUB	14-3	258/18.4	42-80	.525	13-31	.419	12-14	.857	7	33	40	2.9	15-0	49	19	0	9	109	7.8
<b>TOTAL</b>		<b>46-3</b>	<b>595/12.9</b>	<b>70-153</b>	<b>.458</b>	<b>26-63</b>	<b>.413</b>	<b>23-34</b>	<b>.676</b>	<b>10</b>	<b>76</b>	<b>86</b>	<b>1.9</b>	<b>47-1</b>	<b>88</b>	<b>38</b>	<b>1</b>	<b>30</b>	<b>189</b>	<b>4.1</b>

4

## JOHNI BROOME

F/C | 6-10 | 240 | Jr.  
Plant City, Fla.  
(Morehead State)

## SEASON SUPERLATIVES

**Points:** 30 vs. Virginia Tech (11/29/23)  
**Field Goals Made:** 11 vs. Virginia Tech (11/29/23)  
**Field Goals Attempted:** 19 vs. Virginia Tech (11/29/23)  
**3-Point Field Goals Made:** 3 vs. Penn (1/2/24)  
**3-Point Field Goals Attempted:** 4 vs. Penn (1/2/24)  
**Free Throws Made:** 8 vs. Virginia Tech (11/29/23)  
**Free Throws Attempted:** 13 vs. Virginia Tech (11/29/23)  
**Rebounds:** 13 (three times)  
**Assists:** 4 vs. Notre Dame (11/16/23)  
**Blocks:** 4 vs. Chattanooga (12/30/23), vs. USC (12/17/23)  
**Steals:** 3 vs. Alabama State (12/22/23)  
**Minutes Played:** 28 vs. Penn (1/2/24)  
**Double-Figure Games:** 2  
**30-Point Games:** 1  
**20-Point Games:** 2  
**10-Rebound Games:** 6  
**5-Steal Games:** None  
**Double-Doubles:** 7  
**Dunks:** 12

## CAREER SUPERLATIVES

**Points:** 32 vs. Murray State (3/5/22)  
**Field Goals Made:** 13 vs. Murray State (3/5/22)  
**Field Goals Attempted:** 21 at Xavier (12/15/21)  
**3-Point Field Goals Made:** 3 vs. Penn (1/2/24)  
**3-Point Field Goals Attempted:** 5 at Georgia (1/4/23)  
**Free Throws Made:** 9 vs. Presbyterian (12/6/21)  
**Free Throws Attempted:** 16 vs. Houston (3/18/23)  
**Rebounds:** 18 vs. Georgia (2/1/23), vs. Belmont (1/20/22)  
**Assists:** 5 (three times)  
**Blocks:** 12 vs. UT Martin (2/16/22)  
**Steals:** 4 vs. Colgate (12/2/22)  
**Minutes Played:** 37 at Murray State (1/29/22)  
**Double-Figure Games:** 95  
**30-Point Games:** 2  
**20-Point Games:** 24  
**10-Rebound Games:** 52  
**Double-Doubles:** 52  
**Dunks:** 81

## CAREER HONORS

- 2023 Legends Classic MVP and All-Tournament Team
- 2023-24 Naismith Trophy Player of the Year Watch List
- 2023-24 Preseason All-SEC First Team (Coaches and Media)
- 2023-24 Kareem Abdul-Jabbar Center of the Year Award Watch List
- 2022-23 All-SEC Second Team
- 2022-23 USBWA All-District IV Team
- 2022 Cancun Challenge All-Tournament Team (Riviera Division)
- 2022-23 First-Year SEC Academic Honor Roll
- 2023 NABC Honors Court
- Two-Time NABC All-District 18 First Team (2020-21 and 2021-22)
- 2021-22 Ohio Valley Conference Defensive Player of the Year
- 2020-21 OVC Freshman of the Year
- Two-Time All-OVC First Team (2020-21 and 2021-22)
- Two-Time OVC All-Tournament Team (2020-21 and 2021-22)

## 2023-24 GAME-BY-GAME STATISTICS

Opponent	GS	Min.	FG-A	3FG-A	FT-A	O-D-T	PF	A	TO	BLK	STL	PTS
vs. Baylor	*	25	4-10	2-3	6-10	5-6-11	6	2	1	1	0	16
SE Louisiana	*	24	7-12	1-1	3-3	2-9-11	4	2	2	2	1	18
vs. Notre Dame	*	19	7-11	1-2	0-1	2-4-6	4	4	3	1	0	15
vs. St. Bonaventure*		21	7-11	0-2	4-11	1-4-5	3	1	2	0	0	18
Alabama A&M	*	21	3-7	0-2	4-6	2-3-5	2	2	2	0	1	10
Virginia Tech	*	26	11-19	0-2	8-13	7-6-13	1	0	2	3	1	30
at App State	*	27	10-16	0-3	1-7	4-9-13	2	1	2	2	0	21
vs. Indiana	*	21	1-6	0-1	0-0	2-5-7	4	3	1	2	2	2
vs. UNC Asheville	*	20	2-3	0-1	2-3	2-4-5	1	3	0	1	1	6
USC	*	23	4-14	0-2	3-3	1-2-3	0	0	0	4	0	11
Alabama State	*	23	5-9	0-2	6-9	3-10-13	2	1	4	3	3	16
Chattanooga	*	20	9-12	0-1	0-1	2-6-8	2	0	1	4	0	18
Penn	*	28	9-10	3-4	3-4	1-11-12	1	2	2	3	1	24
at Arkansas	*	25	7-13	0-2	0-0	3-5-8	1	3	2	2	2	14
Texas A&M												
LSU												
at Vanderbilt												
Ole Miss												
at Alabama												
at Mississippi St.												
Vanderbilt												
at Ole Miss												
Alabama												
at Florida												
South Carolina												
Kentucky												
at Georgia												
at Tennessee												
Mississippi State												
at Missouri												
Georgia												

## BROOME'S CAREER STATISTICS

SEASON	TEAM	GP-GS	MIN/AVG	Field Goals			3-Point		F-Throws		Rebounds				Scoring					
				FG-FGA	FG%	3FG-3FGA	3FG%	FT-FTA	FT%	OFF	DEF	TOT	AVG	PF-FO	A	TO	BLK	STL	PTS	AVG
2020-21	More	30-27	776/25.9	172-302	.570	0-0	.000	68-110	.618	91	179	270	9.0	61-0	20	57	56	18	412	13.7
2021-22	More	34-34	961/28.3	244-440	.555	0-5	.000	84-132	.636	112	246	358	10.5	84-1	41	81	131	24	572	16.8
2022-23	AUB	33-33	875/26.5	194-368	.527	9-31	.290	70-125	.560	96	181	277	8.4	99-4	44	57	78	29	467	14.2
2023-24	AUB	14-13	324/23.1	86-153	.562	7-28	.250	40-71	.563	37	84	121	8.6	33-1	24	24	28	12	219	15.6
<b>TOTAL FOR AUB</b>		<b>47-46</b>	<b>1199/25.5</b>	<b>280-521</b>	<b>.537</b>	<b>16-59</b>	<b>.271</b>	<b>110-196</b>	<b>.561</b>	<b>133</b>	<b>265</b>	<b>398</b>	<b>8.5</b>	<b>132-5</b>	<b>68</b>	<b>81</b>	<b>106</b>	<b>41</b>	<b>686</b>	<b>14.6</b>
<b>TOTAL</b>		<b>111-107</b>	<b>2935/26.4</b>	<b>696-1263</b>	<b>.551</b>	<b>16-64</b>	<b>.250</b>	<b>262-438</b>	<b>.598</b>	<b>336</b>	<b>690</b>	<b>1026</b>	<b>9.2</b>	<b>277-6</b>	<b>129</b>	<b>219</b>	<b>293</b>	<b>83</b>	<b>1670</b>	<b>15.0</b>

5

**CHRIS MOORE**  
 F | 6-6 | 220 | Sr.  
 West Memphis, Ark.  
 (West Memphis HS)



**SEASON SUPERLATIVES**

**Points:** 10 vs. Notre Dame (11/16/23)  
**Field Goals Made:** 3 vs. UNC Asheville (12/13/23), vs. Notre Dame (11/16/23)  
**Field Goals Attempted:** 4 (three times)  
**3-Point Field Goals Made:** 1 vs. Notre Dame (11/16/23)  
**3-Point Field Goals Attempted:** 1 (eight times)  
**Free Throws Made:** 4 vs. Alabama State (12/22/23)  
**Free Throws Attempted:** 4 (three times)  
**Rebounds:** 5 vs. Alabama A&M (11/21/23)  
**Assists:** 5 vs. Chattanooga (12/30/23)  
**Blocks:** 2 vs. Baylor (11/7/23)  
**Steals:** 2 vs. Penn (1/2/24), vs. UNC Asheville (12/13/23)  
**Minutes Played:** 23 vs. Alabama A&M (11/21/23), vs. Baylor (11/7/23)  
**Double-Figure Games:** 1  
**20-Point Games:** None  
**10-Rebound Games:** None  
**5-Steal Games:** None  
**Double-Doubles:** None  
**Dunks:** 2

**CAREER SUPERLATIVES**

**Points:** 16 vs. ULM (11/12/21)  
**Field Goals Made:** 5 at Washington (12/21/22), vs. ULM (11/12/21)  
**Field Goals Attempted:** 9 vs. ULM (11/12/21)  
**3-Point Field Goals Made:** 3 vs. Texas Southern (11/18/22), vs. Missouri (1/26/21)  
**3-Point Field Goals Attempted:** 4 vs. Georgia (2/1/23), vs. Texas Southern (11/18/22)  
**Free Throws Made:** 6 vs. ULM (11/12/21)  
**Free Throws Attempted:** 6 at USC (12/18/22), vs. ULM (11/12/21)  
**Rebounds:** 7 vs. Texas Southern (11/18/22)  
**Assists:** 5 vs. Chattanooga (12/30/23)  
**Blocks:** 2 vs. Baylor (11/7/23), vs. Yale (12/4/21)  
**Steals:** 3 vs. Florida (12/28/22), vs. Troy (12/19/20)  
**Minutes Played:** 25 at Alabama (3/1/23), vs. Florida (12/28/22)  
**Double-Figure Games:** 6  
**20-Point Games:** None  
**10-Rebound Games:** None  
**Double-Doubles:** None  
**Dunks:** 10

**2023-24 GAME-BY-GAME STATISTICS**

Opponent	GS	Min.	FG-A	3FG-A	FT-A	O-D-T	PF	A	TO	BLK	STL	PTS
vs. Baylor	*	23	2-4	0-0	0-0	0-2-2	4	1	0	2	0	4
SE Louisiana	*	12	1-2	0-1	0-0	1-1-2	0	1	1	1	0	2
vs. Notre Dame	*	22	3-4	1-1	3-4	3-1-4	0	2	0	0	0	10
vs. St. Bonaventure*		20	1-3	0-1	1-1	1-2-3	0	2	2	0	0	3
Alabama A&M	*	23	0-1	0-1	0-0	1-4-5	2	2	0	1	0	0
Virginia Tech	*	20	0-2	0-1	0-2	1-0-1	2	0	1	1	0	0
at App State	*	13	0-0	0-0	2-2	2-0-2	1	1	2	0	0	2
vs. Indiana	*	11	1-3	0-1	0-0	0-2-2	1	0	0	0	0	2
vs. UNC Asheville	*	10	3-4	0-1	0-0	0-0-0	0	0	0	0	2	6
USC	*	10	0-2	0-1	3-4	1-1-2	4	1	1	1	0	3
Alabama State	*	14	1-2	0-1	4-4	0-0-0	0	0	0	0	0	6
Chattanooga	*	18	2-2	0-0	2-2	1-0-1	2	5	1	0	0	6
Penn	*	14	1-2	0-1	0-0	0-0-0	1	0	1	0	2	2
at Arkansas	*	14	0-1	0-0	0-0	1-0-1	0	0	2	0	1	0
Texas A&M												
LSU												
at Vanderbilt												
Ole Miss												
at Alabama												
at Mississippi St.												
Vanderbilt												
at Ole Miss												
Alabama												
at Florida												
South Carolina												
Kentucky												
at Georgia												
at Tennessee												
Mississippi State												
at Missouri												
Georgia												

**MOORE'S CAREER STATISTICS**

SEASON	TEAM	GP-GS	MIN/AVG	Field Goals		3-Point		F-Throws		Rebounds				Scoring						
				FG-FGA	FG%	3FG-3FGA	3FG%	FT-FTA	FT%	OFF	DEF	TOT	AVG	PF-FO	A	TO	BLK	STL	PTS	AVG
2020-21	AUB	25-0	281/11.3	27-48	.563	6-15	.400	11-19	.579	28	23	51	2.0	28-0	12	18	6	8	71	2.8
2021-22	AUB	25-0	185/7.4	16-37	.432	0-5	.000	10-15	.667	20	15	35	1.4	19-0	6	15	4	8	42	1.7
2022-23	AUB	31-16	448/14.5	37-75	.493	9-22	.409	25-35	.714	36	30	66	2.1	47-0	19	21	9	15	108	3.5
2023-24	AUB	14-14	228/16.3	15-32	.469	1-10	.100	15-19	.789	12	13	25	1.8	17-0	15	11	6	5	46	3.3
<b>TOTAL</b>		<b>95-30</b>	<b>1144/12.0</b>	<b>95-192</b>	<b>.495</b>	<b>16-52</b>	<b>.308</b>	<b>61-88</b>	<b>.693</b>	<b>96</b>	<b>81</b>	<b>177</b>	<b>1.9</b>	<b>111-0</b>	<b>52</b>	<b>65</b>	<b>25</b>	<b>36</b>	<b>267</b>	<b>2.8</b>

# 10

## CHAD BAKER-MAZARA

G/F | 6-7 | 180 | Jr.

Santo Domingo, Dominican Republic  
(NW Florida State College)



### SEASON SUPERLATIVES

**Points:** 16 at Arkansas (1/6/24), vs. Penn (1/2/24)  
**Field Goals Made:** 5 (three times)  
**Field Goals Attempted:** 10 vs. Penn (1/2/24), vs. Virginia Tech (11/29/23)  
**3-Point Field Goals Made:** 3 vs. UNC Asheville (12/13/23)  
**3-Point Field Goals Attempted:** 5 at Appalachian State (12/3/23)  
**Free Throws Made:** 5 (four times)  
**Free Throws Attempted:** 6 (three times)  
**Rebounds:** 7 vs. UNC Asheville (12/13/23)  
**Assists:** 6 vs. Alabama A&M (11/21/23)  
**Blocks:** 1 (six times)  
**Steals:** 2 vs. Virginia Tech (11/29/23), vs. Baylor (11/7/23)  
**Minutes Played:**  
 23 vs. Virginia Tech (11/29/23), vs. Southeastern Louisiana (11/10/23)  
**Double-Figure Games:** 7  
**20-Point Games:** None  
**10-Rebound Games:** None  
**5-Steal Games:** None  
**Double-Doubles:** None  
**Dunks:** 4

### CAREER SUPERLATIVES

**Points:** 23 at Fordham (1/27/21)  
**Field Goals Made:** 8 at Fordham (1/27/21)  
**Field Goals Attempted:** 15 at Fordham (1/27/21)  
**3-Point Field Goals Made:** 7 at Fordham (1/27/21)  
**3-Point Field Goals Attempted:** 11 at Fordham (1/27/21)  
**Free Throws Made:** 8 vs. Rhode Island (2/27/21)  
**Free Throws Attempted:** 9 vs. Rhode Island (2/27/21)  
**Rebounds:** 7 vs. UNC Asheville (12/13/23)  
**Assists:** 6 vs. Alabama A&M (11/21/23)  
**Blocks:** 3 vs. Rhode Island (2/27/21)  
**Steals:** 3 (five times)  
**Minutes Played:** 34 vs. Rhode Island (1/20/21)  
**Double-Figure Games:** 20  
**20-Point Games:** 3  
**10-Rebound Games:** None  
**Double-Doubles:** None  
**Dunks:** 17

### CAREER HONORS

- 2023 NJCAA Region 8 Most Outstanding Player
- 2023 NJCAA Region 8 All-Tournament Team
- 2023 All-Panhandle Conference First Team
- 2021-22 Mountain West Conference Sixth Man of the Year

### 2023-24 GAME-BY-GAME STATISTICS

Opponent	GS	Min.	FG-A	3FG-A	FT-A	O-D-T	PF	A	TO	BLK	STL	PTS
vs. Baylor	12	2-4	0-0	3-3	2-0-2	4	0	1	0	2	7	
SE Louisiana	23	3-6	1-3	5-6	0-6-6	3	1	0	0	1	12	
vs. Notre Dame	18	2-3	0-1	2-3	0-2-2	0	1	1	1	1	6	
vs. St. Bonaventure	20	2-4	1-2	0-0	2-1-3	3	2	0	1	0	5	
Alabama A&M	20	1-4	1-3	3-4	1-3-4	2	6	1	0	1	6	
Virginia Tech	23	5-10	0-3	5-5	2-2-4	3	3	0	1	2	15	
at App State	18	2-9	1-5	2-2	1-3-4	3	3	1	0	0	7	
vs. Indiana	22	4-8	1-2	2-2	1-0-1	1	4	0	0	1	11	
vs. UNC Asheville	19	3-6	3-3	2-2	1-6-7	0	1	1	1	0	11	
USC	22	1-3	0-1	5-6	1-3-4	1	0	0	0	1	7	
Alabama State	18	1-5	0-2	1-1	1-2-3	1	3	1	1	0	3	
Chattanooga	15	4-7	3-5	2-2	0-1-1	2	2	1	0	1	13	
Penn	19	5-10	1-3	5-6	1-0-1	2	0	0	1	0	16	
at Arkansas	21	5-9	2-3	4-4	1-3-4	2	3	0	0	0	16	
Texas A&M												
LSU												
at Vanderbilt												
Ole Miss												
at Alabama												
at Mississippi St.												
Vanderbilt												
at Ole Miss												
Alabama												
at Florida												
South Carolina												
Kentucky												
at Georgia												
at Tennessee												
Mississippi State												
at Missouri												
Georgia												

### BAKER-MAZARA'S CAREER STATISTICS

SEASON	TEAM	GP-GS		Field Goals		3-Point		F-Throws		Rebounds				Scoring										
		GP	GS	FG-FGA	FG%	3FG-3FGA	3FG%	FT-FTA	FT%	OFF	DEF	TOT	AVG	PF-FO	A	TO	BLK	STL	PTS	AVG				
2020-21	DU	15	13	364	105	.438	25	60	.417	26	32	43	2.9	45	4	17	13	13	15	143	9.5			
2021-22	SDSU	31	0	399	157	.420	22	56	.393	44	49	63	2.0	45	0	18	23	14	21	198	6.4			
2023-24	AUB	14	0	274	88	.455	14	36	.389	41	46	46	3.3	27	0	29	7	5	11	135	9.6			
<b>TOTAL FOR AUB</b>		<b>14</b>	<b>0</b>	<b>274</b>	<b>88</b>	<b>.455</b>	<b>14</b>	<b>36</b>	<b>.389</b>	<b>41</b>	<b>46</b>	<b>46</b>	<b>3.3</b>	<b>27</b>	<b>0</b>	<b>29</b>	<b>7</b>	<b>5</b>	<b>11</b>	<b>135</b>	<b>9.6</b>			
<b>TOTAL</b>		<b>60</b>	<b>13</b>	<b>1038</b>	<b>350</b>	<b>.434</b>	<b>61</b>	<b>152</b>	<b>.401</b>	<b>111</b>	<b>127</b>	<b>874</b>	<b>.874</b>	<b>33</b>	<b>119</b>	<b>152</b>	<b>2.5</b>	<b>117</b>	<b>4</b>	<b>64</b>	<b>43</b>	<b>47</b>	<b>476</b>	<b>7.9</b>

# 12

## DENVER JONES

G | 6-4 | 205 | Jr.  
New Market, Ala.  
(FIU)



### SEASON SUPERLATIVES

**Points:** 13 vs. Baylor (11/7/23)  
**Field Goals Made:** 4 (three times)  
**Field Goals Attempted:** 10 vs. Baylor (11/7/23)  
**3-Point FG Made:** 3 vs. St. Bonaventure (11/17/23), vs. Baylor (11/7/23)  
**3-Point Field Goals Attempted:** 7 vs. Penn (1/2/24)  
**Free Throws Made:** 6 vs. USC (12/17/23), vs. Virginia Tech (11/29/23)  
**Free Throws Att.:** 6 vs. USC (12/17/23), vs. Virginia Tech (11/29/23)  
**Rebounds:** 5 vs. UNC Asheville (12/13/23), vs. Virginia Tech (11/29/23)  
**Assists:** 4 at Appalachian State (12/3/23), vs. SE Louisiana (11/10/23)  
**Blocks:** 1 at Arkansas (1/6/24)  
**Steals:** 1 (eight times)  
**Minutes Played:** 24 vs. Virginia Tech (11/29/23), vs. Baylor (11/7/23)  
**Double-Figure Games:** 5  
**20-Point Games:** None  
**10-Rebound Games:** None  
**5-Steal Games:** None  
**Double-Doubles:** None  
**Dunks:** 1

### CAREER SUPERLATIVES

**Points:** 30 at Rice (3/4/23)  
**Field Goals Made:** 10 (three times)  
**Field Goals Attempted:** 23 vs. Louisiana Tech (3/8/23)  
**3-Point Field Goals Made:** 7 vs. Southern Miss (2/3/22)  
**3-Point Field Goals Attempted:** 11 at UTSA (1/21/23)  
**Free Throws Made:** 11 vs. UAB (1/7/23)  
**Free Throws Attempted:** 12 vs. Rice (2/19/22)  
**Rebounds:** 13 at Eastern Michigan (12/11/21)  
**Assists:** 6 (three times)  
**Blocks:** 1 (four times)  
**Steals:** 4 (six times)  
**Minutes Played:** 47 at Eastern Michigan (12/11/21)  
**Double-Figure Games:** 51  
**30-Point Games:** 1  
**20-Point Games:** 19  
**10-Rebound Games:** 1  
**Double-Doubles:** 1  
**Dunks:** 10

### CAREER HONORS

- 2022-23 All-Conference USA First Team
- Conference USA Freshman of the Week (Dec. 13, 2021)
- 2020-21 Jayhawk Conference Freshman of the Year
- 2020-21 NJCAA All-Region 6 Second Team
- 2020-21 All-Jayhawk Conference First Team

### 2023-24 GAME-BY-GAME STATISTICS

Opponent	GS	Min.	FG-A	3FG-A	FT-A	O-D-T	PF	A	TO	BLK	STL	PTS
vs. Baylor	*	24	4-10	3-5	2-2	0-1-1	2	2	2	0	1	13
SE Louisiana	*	22	2-5	1-3	3-4	0-2-2	1	4	2	0	0	8
vs. Notre Dame	*	18	1-5	0-2	0-0	0-2-2	0	1	1	0	1	2
vs. St. Bonaventure*		21	3-4	3-3	3-4	1-1-2	0	3	0	0	0	12
Alabama A&M		17	3-6	1-4	1-1	0-2-2	2	0	1	0	1	8
Virginia Tech	*	24	1-4	0-2	6-6	1-4-5	0	1	0	0	1	8
at App State	*	17	0-5	0-3	0-0	1-3-4	0	4	0	0	0	0
vs. Indiana	*	18	3-6	2-4	4-4	0-1-1	0	2	1	0	0	12
vs. UNC Asheville	*	23	4-8	1-4	0-0	0-5-5	2	1	2	0	0	9
USC	*	23	2-4	2-2	6-6	1-2-3	3	1	1	0	1	12
Alabama State	*	23	1-5	0-2	1-1	1-1-2	1	0	2	0	1	3
Chattanooga	*	19	2-5	1-4	0-0	1-2-3	0	2	2	0	1	5
Penn	*	16	4-9	2-7	2-2	1-0-1	1	1	0	0	0	12
at Arkansas	*	19	2-5	1-1	2-3	0-0-0	0	1	0	1	1	7
Texas A&M												
LSU												
at Vanderbilt												
Ole Miss												
at Alabama												
at Mississippi St.												
Vanderbilt												
at Ole Miss												
Alabama												
at Florida												
South Carolina												
Kentucky												
at Georgia												
at Tennessee												
Mississippi State												
at Missouri												
Georgia												

### JONES' CAREER STATISTICS

SEASON	TEAM	GP-GS	MIN/AVG	Field Goals			3-Point		F-Throws		Rebounds				Scoring					
				FG-FGA	FG%	3FG-3FGA	3FG%	FT-FTA	FT%	OFF	DEF	TOT	AVG	PF-FO	A	TO	BLK	STL	PTS	AVG
2021-22	FIU	31-7	832/26.8	114-294	.388	49-142	.345	112-125	.896	22	93	115	3.7	45-0	71	52	2	28	389	12.5
2022-23	FIU	28-28	935/33.4	187-391	.478	59-159	.371	131-155	.845	25	82	107	3.8	45-1	56	90	1	49	564	20.1
2023-24	AUB	14-13	287/20.5	32-81	.395	17-46	.370	30-33	.909	7	26	33	2.4	12-0	23	14	1	8	111	7.9
<b>TOTAL FOR AUB</b>		<b>14-13</b>	<b>287/20.5</b>	<b>32-81</b>	<b>.395</b>	<b>17-46</b>	<b>.370</b>	<b>30-33</b>	<b>.909</b>	<b>7</b>	<b>26</b>	<b>33</b>	<b>2.4</b>	<b>12-0</b>	<b>23</b>	<b>14</b>	<b>1</b>	<b>8</b>	<b>111</b>	<b>7.9</b>
<b>TOTAL</b>		<b>73-48</b>	<b>2054/28.1</b>	<b>333-766</b>	<b>.435</b>	<b>125-347</b>	<b>.360</b>	<b>273-313</b>	<b>.872</b>	<b>54</b>	<b>201</b>	<b>255</b>	<b>3.5</b>	<b>102-1</b>	<b>150</b>	<b>156</b>	<b>4</b>	<b>85</b>	<b>1064</b>	<b>14.6</b>

# 20

## CARTER SOBERA

G | 6-5 | 210 | Sr.  
Birmingham, Ala.  
Mountain Brook HS



### SEASON SUPERLATIVES

**Points:** None  
**Field Goals Made:** None  
**Field Goals Attempted:** 1 vs. Alabama State (12/22/23)  
**3-Point Field Goals Made:** None  
**3-Point Field Goals Attempted:** None  
**Free Throws Made:** None  
**Free Throws Attempted:** None  
**Rebounds:** 1 vs. Alabama A&M (11/21/23)  
**Assists:** None  
**Blocks:** None  
**Steals:** None  
**Minutes Played:** 2 (three times)  
**Double-Figure Games:** None  
**20-Point Games:** None  
**10-Rebound Games:** None  
**5-Steal Games:** None  
**Double-Doubles:** None  
**Dunks:** None

### CAREER SUPERLATIVES

**Points:** 3 vs. Alabama (2/1/22)  
**Field Goals Made:** 1 vs. Alabama (2/1/22)  
**Field Goals Attempted:** 1 vs. Alabama State (12/22/23), vs. Alabama (2/1/22)  
**3-Point Field Goals Made:** None  
**3-Point Field Goals Attempted:** None  
**Free Throws Made:** 1 vs. Alabama (2/1/22)  
**Free Throws Attempted:** 2 vs. Yale (12/4/21)  
**Rebounds:** 2 vs. Yale (12/4/21)  
**Assists:** None  
**Blocks:** None  
**Steals:** 1 vs. Yale (12/4/21)  
**Minutes Played:** 2 (four times)  
**20-Point Games:** None  
**10-Rebound Games:** None  
**Double-Doubles:** None  
**Dunks:** None

### CAREER HONORS

- 2023 NABC Honors Court
- Two-Time SEC Academic Honor Roll (2021-22 and 2022-23)

### 2023-24 GAME-BY-GAME STATISTICS

Opponent	GS	Min.	FG-A	3FG-A	FT-A	O-D-T	PF	A	TO	BLK	STL	PTS
vs. Baylor	DNP											
SE Louisiana	DNP											
vs. Notre Dame	1	0-0	0-0	0-0	0-0-0	0	0	0	0	0	0	0
vs. St. Bonaventure	DNP											
Alabama A&M	2	0-0	0-0	0-0	0-1-1	0	0	0	0	0	0	0
Virginia Tech	1	0-0	0-0	0-0	0-0-0	0	0	0	0	0	0	0
at App State	DNP											
vs. Indiana	2	0-0	0-0	0-0	0-0-0	0	0	0	0	0	0	0
vs. UNC Asheville	1	0-0	0-0	0-0	0-0-0	0	0	0	0	0	0	0
USC	DNP											
Alabama State	1	0-1	0-0	0-0	0-0-0	0	0	0	0	0	0	0
Chattanooga	2	0-0	0-0	0-0	0-0-0	0	0	0	0	0	0	0
Penn	1	0-0	0-0	0-0	0-0-0	0	0	0	0	0	0	0
at Arkansas	DNP											
Texas A&M												
LSU												
at Vanderbilt												
Ole Miss												
at Alabama												
at Mississippi St.												
Vanderbilt												
at Ole Miss												
Alabama												
at Florida												
South Carolina												
Kentucky												
at Georgia												
at Tennessee												
Mississippi State												
at Missouri												
Georgia												

### SOBERA'S CAREER STATISTICS

SEASON	TEAM	GP-GS	MIN/AVG	Field Goals		3-Point		F-Throws		Rebounds				Scoring						
				FG-FGA	FG%	3FG-3FGA	3FG%	FT-FTA	FT%	OFF	DEF	TOT	AVG	PF-FO	A	TO	BLK	STL	PTS	AVG
2021-22	AUB	4-0	6/1.6	1-1	1.000	0-0	.000	1-3	.333	0	4	4	1.0	1-0	0	1	0	1	3	0.8
2022-23	AUB	3-0	2/0.6	0-0	.000	0-0	.000	0-0	.000	0	0	0	0.0	0-0	0	0	0	0	0	0.0
2023-24	AUB	8-0	11/1.4	0-1	.000	0-0	.000	0-0	.000	0	1	1	0.1	0-0	0	0	0	0	0	0.0
<b>TOTAL</b>		<b>15-0</b>	<b>19/1.3</b>	<b>1-2</b>	<b>.500</b>	<b>0-0</b>	<b>.000</b>	<b>1-3</b>	<b>.333</b>	<b>0</b>	<b>5</b>	<b>5</b>	<b>0.3</b>	<b>1-0</b>	<b>0</b>	<b>1</b>	<b>0</b>	<b>1</b>	<b>3</b>	<b>0.2</b>

23

## ADDARIN SCOTT

F | 6-9 | 207 | Jr.  
Dallas, Texas  
(Navarro College)

## SEASON SUPERLATIVES

**Points:** 2 vs. Alabama A&M (11/21/23)  
**Field Goals Made:** None  
**Field Goals Attempted:** None  
**3-Point Field Goals Made:** None  
**3-Point Field Goals Attempted:** None  
**Free Throws Made:** 2 vs. Alabama A&M (11/21/23)  
**Free Throws Attempted:** 2 vs. Alabama A&M (11/21/23)  
**Rebounds:** 2 vs. Chattanooga (12/30/23)  
**Assists:** 1 at Arkansas (1/6/24)  
**Blocks:** None  
**Steals:** None  
**Minutes Played:** 2 (four times)  
**Double-Figure Games:** None  
**20-Point Games:** None  
**10-Rebound Games:** None  
**5-Steal Games:** None  
**Double-Doubles:** None  
**Dunks:** None

## CAREER SUPERLATIVES

**Points:** 2 vs. Alabama A&M (11/21/23)  
**Field Goals Made:** None  
**Field Goals Attempted:** None  
**3-Point Field Goals Made:** None  
**3-Point Field Goals Attempted:** None  
**Free Throws Made:** 2 vs. Alabama A&M (11/21/23)  
**Free Throws Attempted:** 2 vs. Alabama A&M (11/21/23)  
**Rebounds:** 2 vs. Chattanooga (12/30/23)  
**Assists:** 1 at Arkansas (1/6/24)  
**Blocks:** None  
**Steals:** None  
**Minutes Played:** 2 (four times)  
**Double-Figure Games:** None  
**20-Point Games:** None  
**10-Rebound Games:** None  
**5-Steal Games:** None  
**Double-Doubles:** None  
**Dunks:** None

## 2023-24 GAME-BY-GAME STATISTICS

Opponent	GS	Min.	FG-A	3FG-A	FT-A	O-D-T	PF	A	TO	BLK	STL	PTS
vs. Baylor		DNP										
SE Louisiana		DNP										
vs. Notre Dame	1		0-0	0-0	0-0	0-0-0	0	0	0	0	0	0
vs. St. Bonaventure		DNP										
Alabama A&M	2		0-0	0-0	2-2	2-0-2	1	0	1	0	0	2
Virginia Tech	1		0-0	0-0	0-0	0-0-0	0	0	0	0	0	0
at App State		DNP										
vs. Indiana	2		0-0	0-0	0-0	0-0-0	0	0	0	0	0	0
vs. UNC Asheville	1		0-0	0-0	0-0	0-0-0	0	0	0	0	0	0
USC		DNP										
Alabama State	1		0-0	0-0	0-0	0-0-0	0	0	0	0	0	0
Chattanooga	2		0-0	0-0	0-0	0-2-2	0	0	0	0	0	0
Penn	1		0-0	0-0	0-0	0-0-0	0	0	0	0	0	0
at Arkansas	2		0-0	0-0	0-0	0-1-1	0	1	0	0	0	0
Texas A&M												
LSU												
at Vanderbilt												
Ole Miss												
at Alabama												
at Mississippi St.												
Vanderbilt												
at Ole Miss												
Alabama												
at Florida												
South Carolina												
Kentucky												
at Georgia												
at Tennessee												
Mississippi State												
at Missouri												
Georgia												


## SCOTT'S CAREER STATISTICS

		Field Goals		3-Point		F-Throws		Rebounds				Scoring								
SEASON	TEAM	GP-GS	MIN/AVG	FG-FGA	FG%	3FG-3FGA	3FG%	FT-FTA	FT%	OFF	DEF	TOT	AVG	PF-FO	A	TO	BLK	STL	PTS	AVG
2023-24	AUB	7-0	10/1.4	0-3	.000	0-0	.000	7-11	.636	0	0	0	0.0	0-0	0	0	0	1	7	1.0
<b>TOTAL</b>		<b>7-0</b>	<b>10/1.4</b>	<b>0-3</b>	<b>.000</b>	<b>0-0</b>	<b>.000</b>	<b>7-11</b>	<b>.636</b>	<b>0</b>	<b>0</b>	<b>0</b>	<b>0.0</b>	<b>0-0</b>	<b>0</b>	<b>0</b>	<b>0</b>	<b>1</b>	<b>7</b>	<b>1.0</b>

# 24

## LIOR BERMAN

G | 6-4 | 210 | Gr.  
Birmingham, Ala.  
(Mountain Brook HS)



### SEASON SUPERLATIVES

**Points:** 5 vs. UNC Asheville (12/13/23)  
**Field Goals Made:** 1 (four times)  
**Field Goals Attempted:** 4 vs. Chattanooga (12/30/23)  
**3-Point Field Goals Made:**  
 1 vs. UNC Asheville (12/13/23), vs. Indiana (12/9/23)  
**3-Point Field Goals Attempted:**  
 2 vs. UNC Asheville (12/13/23), vs. Indiana (12/9/23)  
**Free Throws Made:** 2 vs. Alabama State (12/22/23)  
**Free Throws Attempted:** 2 (four times)  
**Rebounds:** 3 (three times)  
**Assists:** 1 (three times)  
**Blocks:** 1 vs. Alabama A&M (11/21/23)  
**Steals:** None  
**Minutes Played:** 14 at Appalachian State (12/3/23)  
**Double-Figure Games:** None  
**20-Point Games:** None  
**10-Rebound Games:** None  
**5-Steal Games:** None  
**Double-Doubles:** None  
**Dunks:** None

### CAREER SUPERLATIVES

**Points:** 8 (four times)  
**Field Goals Made:** 3 (four times)  
**Field Goals Attempted:** 6 vs. Nebraska (12/11/21)  
**3-Point Field Goals Made:** 2 (six times)  
**3-Point Field Goals Attempted:** 4 (three times)  
**Free Throws Made:** 2 vs. Alabama State (12/22/23)  
**Free Throws Attempted:** 2 (five times)  
**Rebounds:** 4 vs. Texas A&M (1/25/23), vs. North Alabama (12/14/21)  
**Assists:** 1 (12 times)  
**Blocks:** 1 vs. Alabama A&M (11/21/23), vs. North Alabama (12/14/21)  
**Steals:** 1 (13 times)  
**Minutes Played:** 19 vs. Nebraska (12/11/21)  
**Double-Figure Games:** None  
**20-Point Games:** None  
**10-Rebound Games:** None  
**Double-Doubles:** None  
**Dunks:** 1

### CAREER HONORS

- Three-Time SEC Academic Honor Roll (2020-21, 2021-22 and 2022-23)
- 2022 CSC Academic All-District Team
- Three-Time NABC Honors Court (2021, 2022 and 2023)
- 2019-20 First-Year SEC Academic Honor Roll

### 2023-24 GAME-BY-GAME STATISTICS

Opponent	GS	Min.	FG-A	3FG-A	FT-A	O-D-T	PF	A	TO	BLK	STL	PTS
vs. Baylor	4	0-0	0-0	0-0	0-0	0-0-0	1	0	0	0	0	0
SE Louisiana	2	0-1	0-1	0-0	0-0-0	0	0	0	0	0	0	0
vs. Notre Dame	5	0-0	0-0	0-0	1-2-3	2	0	0	0	0	0	0
vs. St. Bonaventure	DNP											
Alabama A&M	6	0-0	0-0	0-2	0-1-1	0	0	0	1	0	0	0
Virginia Tech	5	0-0	0-0	0-0	0-1-1	0	0	0	0	0	0	0
at App State	14	1-2	0-1	0-0	3-0-3	0	0	0	0	0	0	2
vs. Indiana	8	1-3	1-2	0-0	0-1-1	1	1	0	0	0	0	3
vs. UNC Asheville	9	2-3	1-2	0-0	0-1-1	1	0	0	0	0	0	5
USC	7	1-1	0-0	1-2	1-0-1	2	1	0	0	0	0	3
Alabama State	7	0-0	0-0	2-2	1-1-2	0	0	1	0	0	0	2
Chattanooga	7	0-4	0-1	1-2	1-2-3	1	0	0	0	0	0	1
Penn	5	0-0	0-0	0-0	0-0-0	0	0	0	0	0	0	0
at Arkansas	6	1-2	0-1	0-0	0-1-1	1	1	0	0	0	0	2
Texas A&M												
LSU												
at Vanderbilt												
Ole Miss												
at Alabama												
at Mississippi St.												
Vanderbilt												
at Ole Miss												
Alabama												
at Florida												
South Carolina												
Kentucky												
at Georgia												
at Tennessee												
Mississippi State												
at Missouri												
Georgia												

### BERMAN'S CAREER STATISTICS

SEASON	TEAM	GP-GS	MIN/AVG	Field Goals		3-Point		F-Throws		Rebounds				Scoring						
				FG-FGA	FG%	3FG-3FGA	3FG%	FT-FTA	FT%	OFF	DEF	TOT	AVG	PF-FO	A	TO	BLK	STL	PTS	AVG
2019-20	AUB	2-0	3/1.4	0-1	.000	0-0	.000	0-0	.000	0	0	0	0.0	0-0	0	0	0	0	0	0
2020-21	AUB	11-0	29/2.7	4-12	.333	4-11	.364	1-1	1.000	0	2	2	0.2	1-0	0	0	0	0	13	1.2
2021-22	AUB	20-0	166/8.3	16-40	.400	8-17	.471	0-1	.000	8	6	14	0.7	18-0	6	3	1	5	40	2.0
2022-23	AUB	25-0	236/9.4	20-49	.408	11-31	.355	3-5	.600	12	17	29	1.2	31-0	3	8	0	8	54	2.2
2023-24	AUB	13-0	88/6.8	6-16	.375	2-8	.250	4-8	.500	7	10	17	1.3	9-0	3	1	1	0	18	1.4
<b>TOTAL</b>		<b>71-0</b>	<b>521/7.3</b>	<b>46-118</b>	<b>.390</b>	<b>25-67</b>	<b>.373</b>	<b>8-15</b>	<b>.533</b>	<b>27</b>	<b>35</b>	<b>62</b>	<b>0.9</b>	<b>59-0</b>	<b>12</b>	<b>12</b>	<b>2</b>	<b>13</b>	<b>125</b>	<b>1.8</b>



# 31

## CHANNEY JOHNSON

F | 6-7 | 220 | Jr.  
Alabaster, Ala.  
(UAH)



### SEASON SUPERLATIVES

**Points:** 15 vs. Alabama A&M (11/21/23)  
**Field Goals Made:** 6 vs. Alabama A&M (11/21/23)  
**Field Goals Attempted:** 11 vs. Southeastern Louisiana (11/10/23)  
**3-Point Field Goals Made:** 1 (three times)  
**3-Point Field Goals Attempted:** 3 vs. Southeastern Louisiana (11/10/23)  
**Free Throws Made:** 3 vs. Alabama A&M (11/21/23)  
**Free Throws Attempted:**  
 4 vs. Alabama State (12/22/23), vs. Alabama A&M (11/21/23)  
**Rebounds:** 11 vs. Southeastern Louisiana (11/10/23)  
**Assists:** 2 vs. Chattanooga (12/30/23), vs. UNC Asheville (12/13/23)  
**Blocks:** 2 vs. Virginia Tech (11/29/23)  
**Steals:** 3 vs. Chattanooga (12/30/23)  
**Minutes Played:** 20 vs. Chattanooga (12/30/23), vs. UNC Asheville (12/13/23)  
**Double-Figure Games:** 1  
**20-Point Games:** None  
**10-Rebound Games:** 1  
**5-Steal Games:** None  
**Double-Doubles:** None  
**Dunks:** 7

### CAREER SUPERLATIVES (DIVISION II and DIVISION I)

**Points:** 35 vs. Embry-Riddle (11/7/21)  
**Field Goals Made:** 13 vs. Embry-Riddle (11/7/21)  
**Field Goals Attempted:** 23 vs. Lee (2/12/22)  
**3-Point Field Goals Made:** 5 vs. Embry-Riddle (11/7/21)  
**3-Point Field Goals Attempted:** 6 vs. Embry-Riddle (11/7/21)  
**Free Throws Made:** 10 vs. Mississippi College (2/4/23)  
**Free Throws Attempted:** 14 vs. Mississippi College (2/4/23)  
**Rebounds:** 12 vs. Lee (12/2/22), vs. West Georgia (3/1/22)  
**Assists:** 6 vs. Montevallo (1/18/23)  
**Blocks:** 3 at Nova Southeastern (3/14/23), Christian Brothers (1/13/22)  
**Steals:** 4 vs. Union (3/6/22)  
**Minutes Played:** 38 at West Alabama (11/28/22)  
**Double-Figure Games:** 68  
**30-Point Games:** 1  
**20-Point Games:** 17  
**10-Rebound Games:** 7  
**Double-Doubles:** 5  
**Dunks:** 71

### CAREER HONORS

- 2023 Alabama Sports Writers Association Small College Athlete of the Year
- 2023 Gulf South Conference Player of the Year
- Two-Time NABC Division II All-District South Team (2022 and 2023)
- Two-Time All-Gulf South Conference First Team (2022 and 2023)
- Three-Time GSC Academic Honor Roll (2020-21, 2021-22, 2022-23)

### 2023-24 GAME-BY-GAME STATISTICS

Opponent	GS	Min.	FG-A	3FG-A	FT-A	O-D-T	PF	A	TO	BLK	STL	PTS
vs. Baylor	13	1-3	0-0	0-0	1-2-3	2	1	0	0	0	2	
SE Louisiana	18	2-11	0-3	0-0	7-4-11	1	1	3	1	1	4	
vs. Notre Dame	13	2-2	0-0	0-0	0-4-4	5	1	0	0	0	4	
vs. St. Bonaventure	19	0-3	0-2	0-0	0-5-5	2	0	2	0	2	0	
Alabama A&M	17	6-8	0-1	3-4	0-4-4	3	0	1	1	2	15	
Virginia Tech	18	1-4	1-1	0-0	1-2-3	3	1	2	2	0	3	
at App State	18	1-1	0-0	0-2	1-3-4	2	0	0	0	1	2	
vs. Indiana	7	0-0	0-0	0-0	0-0-0	4	0	0	0	0	0	
vs. UNC Asheville	20	3-5	0-1	2-2	2-2-4	4	2	0	1	0	8	
USC	14	1-3	0-1	1-1	1-2-3	2	0	1	0	1	3	
Alabama State	18	1-2	0-0	2-4	3-2-5	2	1	1	0	0	4	
Chattanooga	20	3-4	1-1	0-0	1-4-5	2	2	2	1	3	7	
Penn	14	0-2	0-1	0-0	1-0-1	0	0	1	0	0	0	
at Arkansas	15	2-5	1-1	0-0	0-3-3	3	0	0	0	0	5	
Texas A&M												
LSU												
at Vanderbilt												
Ole Miss												
at Alabama												
at Mississippi St.												
Vanderbilt												
at Ole Miss												
Alabama												
at Florida												
South Carolina												
Kentucky												
at Georgia												
at Tennessee												
Mississippi State												
at Missouri												
Georgia												

### JOHNSON'S CAREER STATISTICS (DIVISION II and DIVISION I)

SEASON	TEAM	GP-GS	MIN/AVG	Field Goals			3-Point			F-Throws		Rebounds				Scoring				
				FG-FGA	FG%	3FG-3FGA	3FG%	FT-FTA	FT%	OFF	DEF	TOT	AVG	PF-FO	A	TO	BLK	STL	PTS	AVG
2020-21	UAH	19-0	220/11.6	31-72	.431	11-28	.393	10-20	.500	12	25	37	1.9	31-0	4	19	2	6	83	4.4
2021-22	UAH	33-31	781/23.7	218-372	.586	32-69	.464	86-115	.748	61	126	187	5.7	100-9	39	75	22	26	554	16.8
2022-23	UAH	35-35	891/25.5	203-392	.518	24-81	.296	128-167	.766	49	182	231	6.6	69-1	55	74	18	39	558	15.9
2023-24	AUB	14-0	226/16.2	23-53	.434	3-12	.250	8-13	.615	18	37	55	3.9	35-1	9	13	6	10	57	4.1
<b>TOTAL FOR AUB</b>		<b>14-0</b>	<b>226/16.2</b>	<b>23-53</b>	<b>.434</b>	<b>3-12</b>	<b>.250</b>	<b>8-13</b>	<b>.615</b>	<b>18</b>	<b>37</b>	<b>55</b>	<b>3.9</b>	<b>35-1</b>	<b>9</b>	<b>13</b>	<b>6</b>	<b>10</b>	<b>57</b>	<b>4.1</b>
<b>TOTAL</b>		<b>101-66</b>	<b>2119/21.0</b>	<b>475-889</b>	<b>.534</b>	<b>70-190</b>	<b>.368</b>	<b>232-315</b>	<b>.737</b>	<b>140</b>	<b>370</b>	<b>510</b>	<b>5.0</b>	<b>235-11</b>	<b>107</b>	<b>181</b>	<b>48</b>	<b>81</b>	<b>1252</b>	<b>12.4</b>

# 44

## DYLAN CARDWELL

G | 6-11 | 255 | Sr.  
Augusta, Ga.  
(McEachern HS)



### SEASON SUPERLATIVES

**Points:** 11 vs. USC (12/17/23)  
**Field Goals Made:** 4 vs. USC (12/17/23)  
**Field Goals Attempted:** 6 vs. UNC Asheville (12/13/23)  
**3-Point Field Goals Made:** None  
**3-Point Field Goals Attempted:** 1 vs. USC (12/17/23)  
**Free Throws Made:** 6 vs. St. Bonaventure (11/17/23)  
**Free Throws Attempted:** 6 vs. St. Bonaventure (11/17/23)  
**Rebounds:** 9 vs. Chattanooga (12/30/23), vs. Alabama A&M (11/21/23)  
**Assists:** 4 vs. Baylor (11/7/23)  
**Blocks:** 5 vs. Baylor (11/7/23)  
**Steals:** 3 vs. USC (12/17/23)  
**Minutes Played:** 18 vs. Chattanooga (12/30/23), vs. UNC Asheville (12/13/23)  
**Double-Figure Games:** 1  
**20-Point Games:** None  
**10-Rebound Games:** None  
**5-Steal Games:** None  
**Double-Doubles:** None  
**Dunks:** 18

### CAREER SUPERLATIVES

**Points:** 11 vs. USC (12/17/23)  
**Field Goals Made:** 5 vs. Ole Miss (2/6/21), vs. Yale (12/4/21)  
**Field Goals Attempted:** 8 vs. Missouri (2/14/23)  
**3-Point Field Goals Made:** 1 vs. Mississippi State (3/6/21)  
**3-Point Field Goals Attempted:** 1 (four times)  
**Free Throws Made:** 6 vs. St. Bonaventure (11/17/23), vs. Missouri (1/26/21)  
**Free Throws Attempted:** 7 vs. Missouri (1/26/21)  
**Rebounds:** 10 vs. Missouri (2/14/23)  
**Assists:** 4 vs. Baylor (11/7/23)  
**Blocks:** 5 (three times)  
**Steals:** 4 at South Carolina (1/4/22)  
**Minutes Played:** 29 vs. Ole Miss (2/6/21)  
**Double-Figure Games:** 3  
**20-Point Games:** None  
**10-Rebound Games:** 1  
**Double-Doubles:** None  
**Dunks:** 85

### CAREER HONORS

- 2022-23 CSC Academic All-District Team
- 2023 NABC Honors Court
- 2021-22 SEC Community Service Team
- Two-Time SEC Academic Honor Roll (2021-22 and 2022-23)
- 2020-21 First-Year SEC Academic Honor Roll

### 2023-24 GAME-BY-GAME STATISTICS

Opponent	GS	Min.	FG-A	3FG-A	FT-A	O-D-T	PF	A	TO	BLK	STL	PTS
vs. Baylor	14	2-3	0-0	1-3	2-2-4	4	4	0	5	1	5	
SE Louisiana	16	3-3	0-0	0-0	2-2-4	3	0	0	1	0	6	
vs. Notre Dame	15	1-2	0-0	0-0	1-0-1	2	1	4	1	2	2	
vs. St. Bonaventure	16	1-2	0-0	6-6	2-2-4	3	2	0	0	0	8	
Alabama A&M	* 17	3-5	0-0	0-0	5-4-9	0	2	3	2	1	6	
Virginia Tech	12	0-0	0-0	2-5	0-0-0	1	2	0	0	0	2	
at App State	13	2-3	0-0	0-0	3-1-4	3	0	1	0	0	4	
vs. Indiana	17	1-2	0-0	0-0	4-4-8	1	0	0	0	1	2	
vs. UNC Asheville	18	3-6	0-0	0-0	1-0-1	2	0	0	1	0	6	
USC	17	4-5	0-1	3-4	2-3-5	3	2	0	2	3	11	
Alabama State	16	2-2	0-0	0-0	0-1-1	1	0	0	2	1	4	
Chattanooga	18	3-5	0-0	1-2	4-5-9	1	1	1	3	1	7	
Penn	9	3-3	0-0	0-0	1-2-3	4	0	0	0	0	6	
at Arkansas	13	3-3	0-0	0-2	3-5-8	3	0	0	2	0	6	
Texas A&M												
LSU												
at Vanderbilt												
Ole Miss												
at Alabama												
at Mississippi St.												
Vanderbilt												
at Ole Miss												
Alabama												
at Florida												
South Carolina												
Kentucky												
at Georgia												
at Tennessee												
Mississippi State												
at Missouri												
Georgia												

### CARDWELL'S CAREER STATISTICS

SEASON	TEAM	GP-GS	MIN/AVG	Field Goals		3-Point		F-Throws		Rebounds				Scoring						
				FG-FGA	FG%	3FG-3FGA	3FG%	FT-FTA	FT%	OFF	DEF	TOT	AVG	PF-FO	A	TO	BLK	STL	PTS	AVG
2020-21	AUB	27-0	409/15.1	43-61	.705	1-1	1.000	16-28	.571	49	49	98	3.6	57-1	13	41	17	12	103	3.8
2021-22	AUB	34-0	394/11.6	49-71	.690	0-1	.000	4-10	.400	53	49	102	3.0	60-0	18	9	42	18	102	3.0
2022-23	AUB	32-1	428/13.4	56-75	.747	0-1	.000	7-22	.318	54	66	120	3.8	64-0	35	20	43	9	119	3.7
2023-24	AUB	14-1	213/15.2	31-44	.705	0-1	.000	13-22	.591	30	31	61	4.4	31-0	12	9	18	10	75	5.4
<b>TOTAL</b>		<b>107-2</b>	<b>1444/13.5</b>	<b>179-251</b>	<b>.713</b>	<b>1-4</b>	<b>.250</b>	<b>40-82</b>	<b>.488</b>	<b>186</b>	<b>195</b>	<b>381</b>	<b>3.6</b>	<b>212-1</b>	<b>78</b>	<b>79</b>	<b>120</b>	<b>49</b>	<b>399</b>	<b>3.7</b>

# 2023-24 OVERALL STATISTICS

### Game Records

Record	Overall	Home	Away	Neutral
ALL GAMES	12-2	7-0	1-1	4-1
CONFERENCE	1-0	0-0	1-0	0-0
NON-CONFERENCE	11-2	7-0	0-1	4-1

### Score by Periods

Team	1st	2nd	OT	TOT
Auburn	605	581	0	1186
Opponents	405	513	0	918

### Team Box Score

No.	Player	Total			3-Point			F-Throw		Rebounds				PF DQ A TO BLK STL PTS AVG								
		GP-GS	MIN	AVG	FG-FGA	FG%	3FG-3FGA	3FG%	FT-FTA	FT%	OFF	DEF	TOT	AVG	PF	DQ	A	TO	BLK	STL	PTS	AVG
4	BROOME, Johni	14-13	323:56	23.1	86-153	.562	7-28	.250	40-71	.563	37	84	121	8.6	33	1	24	24	28	12	219	15.6
2	WILLIAMS, Jaylin	14-14	309:50	22.1	61-105	.581	13-35	.371	25-32	.781	19	48	67	4.8	18	0	27	15	8	12	160	11.4
1	HOLLOWAY, Aden	14-12	309:58	22.1	44-132	.333	31-86	.360	23-29	.793	3	19	22	1.6	19	0	51	13	1	4	142	10.1
10	BAKER-MAZARA, Chad	14-0	274:29	19.6	40-88	.455	14-36	.389	41-46	.891	14	32	46	3.3	27	0	29	7	5	11	135	9.6
12	JONES, Denver	14-13	286:51	20.5	32-81	.395	17-46	.370	30-33	.909	7	26	33	2.4	12	0	23	14	1	8	111	7.9
3	DONALDSON, Tre	14-3	258:07	18.4	42-80	.525	13-31	.419	12-14	.857	7	33	40	2.9	15	0	49	19	0	9	109	7.8
0	JOHNSON, K.D.	14-0	236:28	16.9	34-83	.410	12-40	.300	25-31	.806	5	22	27	1.9	35	1	20	10	3	17	105	7.5
44	CARDWELL, Dylan	14-1	213:21	15.2	31-44	.705	0-1	.000	13-22	.591	30	31	61	4.4	31	0	12	9	18	10	75	5.4
31	JOHNSON, Chaney	14-0	226:28	16.2	23-53	.434	3-12	.250	8-13	.615	18	37	55	3.9	35	1	9	13	6	10	57	4.1
5	MOORE, Chris	14-14	228:28	16.3	15-32	.469	1-10	.100	15-19	.789	12	13	25	1.8	17	0	15	11	6	5	46	3.3
24	BERMAN, Lior	13-0	88:16	6.8	6-16	.375	2-8	.250	4-8	.500	7	10	17	1.3	9	0	3	1	1	0	18	1.4
21	MUSCHALEK, Blake	7-0	09:46	1.4	0-3	.000	0-0	.000	7-11	.636	0	0	0	0.0	0	0	0	0	0	1	7	1.0
23	SCOTT, Addarin	9-0	13:23	1.5	0-0	.000	0-0	.000	2-2	1.000	2	3	5	0.6	1	0	1	1	1	0	2	0.2
42	ALEXANDER, Haston	1-0	01:31	1.5	0-0	.000	0-0	.000	0-0	.000	0	1	1	1.0	1	0	0	0	0	0	0	0.0
20	SOBERA, Carter	8-0	11:18	1.4	0-1	.000	0-0	.000	0-0	.000	0	1	1	0.1	0	0	0	0	0	0	0	0.0
55	HARPER, Jalen	6-0	07:52	1.3	0-5	.000	0-2	.000	0-0	.000	0	0	0	0.0	1	0	0	0	0	0	0	0.0
Team											16	32	48					4				
<b>Total</b>		<b>14</b>	<b>2800</b>		<b>414-876</b>	<b>.473</b>	<b>113-335</b>	<b>.337</b>	<b>245-331</b>	<b>.740</b>	<b>177</b>	<b>392</b>	<b>569</b>	<b>40.6</b>	<b>254</b>	<b>3</b>	<b>263</b>	<b>141</b>	<b>78</b>	<b>99</b>	<b>1186</b>	<b>84.7</b>
<b>Opponents</b>		<b>14</b>	<b>2800</b>		<b>308-805</b>	<b>.383</b>	<b>87-291</b>	<b>.299</b>	<b>215-293</b>	<b>.734</b>	<b>136</b>	<b>321</b>	<b>457</b>	<b>32.6</b>	<b>260</b>	<b>8</b>	<b>138</b>	<b>190</b>	<b>37</b>	<b>87</b>	<b>918</b>	<b>65.6</b>

### Team Statistics

	AUB	OPP
<b>Scoring</b>	<b>1186</b>	<b>918</b>
Points per game	84.7	65.6
Scoring margin	+19.1	-
<b>Field goals-att</b>	<b>414-876</b>	<b>308-805</b>
Field goal pct	.473	.383
<b>3 point fg-att</b>	<b>113-335</b>	<b>87-291</b>
3-point FG pct	.337	.299
3-pt FG made per game	8.1	6.2
<b>Free throws-att</b>	<b>245-331</b>	<b>215-293</b>
Free throw pct	.740	.734
F-Throws made per game	17.5	15.4
<b>Rebounds</b>	<b>569</b>	<b>457</b>
Rebounds per game	40.6	32.6
Rebounding margin	+8.0	-
<b>Assists</b>	<b>263</b>	<b>138</b>
Assists per game	18.8	9.9
<b>Turnovers</b>	<b>141</b>	<b>190</b>
Turnovers per game	10.1	13.6
Turnover margin	+3.5	-
Assist/turnover ratio	1.9	0.7
<b>Steals</b>	<b>99</b>	<b>87</b>
Steals per game	7.1	6.2
<b>Blocks</b>	<b>78</b>	<b>37</b>
Blocks per game	5.6	2.6
<b>Winning streak</b>	<b>7</b>	<b>-</b>
Home win streak	7	-
<b>Attendance</b>	<b>63847</b>	<b>26237</b>
Home games-Avg/Game	7-9121	2-13119
Neutral site-Avg/Game	-	5-5716

### Team Results

Date	Opponent		Score	Att.
11/07/2023	vs Baylor	L	82-88	3028
11/10/2023	Southeastern La.	W	86-71	9121
11/16/2023	vs Notre Dame	W	83-59	5524
11/17/2023	vs St. Bonaventure	W	77-60	4849
11/21/2023	Alabama A&M	W	84-54	9121
11/29/2023	Virginia Tech	W	74-57	9121
12/03/2023	at App State	L	64-69	7037
12/09/2023	vs Indiana	W	104-76	8623
12/13/2023	vs UNC Asheville	W	87-62	6556
12/17/2023	Southern California	W	91-75	9121
12/22/2023	Alabama St.	W	82-62	9121
12/30/2023	Chattanooga	W	101-66	9121
01/02/2024	Penn	W	88-68	9121
01/06/2024	at Arkansas	W	83-51	19200

# 2023-24 CONFERENCE STATISTICS

### Game Records

Record	Overall	Home	Away	Neutral
ALL GAMES	1-0	0-0	1-0	0-0
CONFERENCE	1-0	0-0	1-0	0-0
NON-CONFERENCE	0-0	0-0	0-0	0-0

### Score by Periods

Team	1st	2nd	OT	TOT
Auburn	37	46	0	83
Opponents	30	21	0	51

### Team Box Score

No.	Player	Total			3-Point		F-Throw		Rebounds				Other									
		GP-GS	MIN	AVG	FG-FGA	FG%	3FG-3FGA	3FG%	FT-FTA	FT%	OFF	DEF	TOT	AVG	PF	DQ	A	TO	BLK	STL	PTS	AVG
10	BAKER-MAZARA, Chad	1-0	21:09	21.2	5-9	.556	2-3	.667	4-4	1.000	1	3	4	4.0	2	0	3	0	0	0	16	16.0
4	BROOME, Johni	1-1	24:49	24.8	7-13	.538	0-2	.000	0-0	.000	3	5	8	8.0	1	0	3	2	2	2	14	14.0
3	DONALDSON, Tre	1-0	19:43	19.7	5-6	.833	1-1	1.000	0-0	.000	0	7	7	7.0	1	0	4	1	0	0	11	11.0
2	WILLIAMS, Jaylin	1-1	24:40	24.7	5-9	.556	1-3	.333	0-0	.000	0	3	3	3.0	0	0	1	1	0	0	11	11.0
12	JONES, Denver	1-1	18:48	18.8	2-5	.400	1-1	1.000	2-3	.667	0	0	0	0.0	0	0	1	0	1	1	7	7.0
0	JOHNSON, K.D.	1-0	19:33	19.5	2-8	.250	0-2	.000	2-2	1.000	0	2	2	2.0	2	0	2	1	0	1	6	6.0
44	CARDWELL, Dylan	1-0	13:32	13.5	3-3	1.000	0-0	.000	0-2	.000	3	5	8	8.0	3	0	0	0	2	0	6	6.0
31	JOHNSON, Chaney	1-0	15:20	15.3	2-5	.400	1-1	1.000	0-0	.000	0	3	3	3.0	3	0	0	0	0	0	5	5.0
1	HOLLOWAY, Aden	1-1	20:17	20.3	2-9	.222	1-4	.250	0-0	.000	1	4	5	5.0	1	0	0	0	0	0	5	5.0
24	BERMAN, Lior	1-0	06:36	6.6	1-2	.500	0-1	.000	0-0	.000	0	1	1	1.0	1	0	1	0	0	0	2	2.0
23	SCOTT, Addarin	1-0	01:39	1.7	0-0	.000	0-0	.000	0-0	.000	0	1	1	1.0	0	0	1	0	0	0	0	0.0
5	MOORE, Chris	1-1	13:54	13.9	0-1	.000	0-0	.000	0-0	.000	1	0	1	1.0	0	0	0	2	0	1	0	0.0
Team											2	1	3									
<b>Total</b>		<b>1</b>	<b>200</b>		<b>34-70</b>	<b>.486</b>	<b>7-18</b>	<b>.389</b>	<b>8-11</b>	<b>.727</b>	<b>11</b>	<b>35</b>	<b>46</b>	<b>46.0</b>	<b>14</b>	<b>0</b>	<b>16</b>	<b>7</b>	<b>5</b>	<b>5</b>	<b>83</b>	<b>83.0</b>
<b>Opponents</b>		<b>1</b>	<b>200</b>		<b>18-58</b>	<b>.310</b>	<b>7-24</b>	<b>.292</b>	<b>8-15</b>	<b>.533</b>	<b>7</b>	<b>25</b>	<b>32</b>	<b>32.0</b>	<b>11</b>	<b>0</b>	<b>8</b>	<b>13</b>	<b>4</b>	<b>4</b>	<b>51</b>	<b>51.0</b>

### Team Statistics

	AUB	OPP
<b>Scoring</b>	<b>83</b>	<b>51</b>
Points per game	83.0	51.0
Scoring margin	+32.0	-
<b>Field goals-att</b>	<b>34-70</b>	<b>18-58</b>
Field goal pct	.486	.310
<b>3 point fg-att</b>	<b>7-18</b>	<b>7-24</b>
3-point FG pct	.389	.292
3-pt FG made per game	7.0	7.0
<b>Free throws-att</b>	<b>8-11</b>	<b>8-15</b>
Free throw pct	.727	.533
F-Throws made per game	8.0	8.0
<b>Rebounds</b>	<b>46</b>	<b>32</b>
Rebounds per game	46.0	32.0
Rebounding margin	+14.0	-
<b>Assists</b>	<b>16</b>	<b>8</b>
Assists per game	16.0	8.0
<b>Turnovers</b>	<b>7</b>	<b>13</b>
Turnovers per game	7.0	13.0
Turnover margin	+6.0	-
Assist/turnover ratio	2.3	0.6
<b>Steals</b>	<b>5</b>	<b>4</b>
Steals per game	5.0	4.0
<b>Blocks</b>	<b>5</b>	<b>4</b>
Blocks per game	5.0	4.0
<b>Winning streak</b>	<b>1</b>	<b>-</b>
Home win streak	0	-
<b>Attendance</b>	<b>0</b>	<b>19200</b>
Home games-Avg/Game	0-0	1-19200
Neutral site-Avg/Game	-	0-0

### Team Results

Date	Opponent	Score	Att.
01/06/2024	at Arkansas	W 83-51	19200

# TEAM AND OPPONENT SUPERLATIVES

## AUBURN GAME HIGHS

### Auburn - Game Highs

<b>POINTS</b>	104	vs Indiana (N) (12/09/2023)
	101	Chattanooga (12/30/2023)
	91	Southern California (12/17/2023)
	88	Penn (01/02/2024)
	87	vs UNC Asheville (N) (12/13/2023)
<b>FIELD GOALS MADE</b>	37	Chattanooga (12/30/2023)
	35	vs Indiana (N) (12/09/2023)
<b>FIELD GOAL ATTEMPTS</b>	72	vs Indiana (N) (12/09/2023)
	70	at Arkansas (01/06/2024)
	70	Southeastern La. (11/10/2023)
<b>FIELD GOAL PERCENTAGE</b>	.561 (37-66)	Chattanooga (12/30/2023)
	.534 (31-58)	vs Notre Dame (N) (11/16/2023)
<b>3 PT FG MADE</b>	14	vs Indiana (N) (12/09/2023)
	12	Penn (01/02/2024)
<b>3 PT FG ATTEMPTS</b>	35	Penn (01/02/2024)
	32	Southeastern La. (11/10/2023)
<b>3 PT FG PERCENTAGE</b>	.483 (14-29)	vs Indiana (N) (12/09/2023)
	.474 (9-19)	vs Baylor (N) (11/07/2023)
<b>FREE THROWS MADE</b>	26	Alabama St. (12/22/2023)
	26	Alabama A&M (11/21/2023)
<b>FREE THROW ATTEMPTS</b>	36	Virginia Tech (11/29/2023)
	36	Alabama A&M (11/21/2023)
<b>FREE THROW PERCENTAGE</b>	.870 (20-23)	vs Indiana (N) (12/09/2023)
	.850 (17-20)	Southeastern La. (11/10/2023)
<b>REBOUNDS</b>	48	at App State (12/03/2023)
	48	Alabama A&M (11/21/2023)
<b>ASSISTS</b>	25	vs Indiana (N) (12/09/2023)
	23	Chattanooga (12/30/2023)
<b>STEALS</b>	11	Alabama St. (12/22/2023)
	11	Virginia Tech (11/29/2023)
<b>BLOCKED SHOTS</b>	10	vs Baylor (N) (11/07/2023)
	8	Chattanooga (12/30/2023)
<b>TURNOVERS</b>	18	Alabama St. (12/22/2023)
	15	vs Baylor (N) (11/07/2023)
<b>FOULS</b>	32	vs Baylor (N) (11/07/2023)
	22	Southern California (12/17/2023)
	22	Virginia Tech (11/29/2023)

## OPPONENT GAME HIGHS

### Opponent - Game Highs

<b>POINTS</b>	88	vs Baylor (N) (11/07/2023)
	76	vs Indiana (N) (12/09/2023)
	75	Southern California (12/17/2023)
	71	Southeastern La. (11/10/2023)
	69	at App State (12/03/2023)
<b>FIELD GOALS MADE</b>	26	vs Baylor (N) (11/07/2023)
	25	Penn (01/02/2024)
	25	Southeastern La. (11/10/2023)
<b>FIELD GOAL ATTEMPTS</b>	63	Southeastern La. (11/10/2023)
	62	vs Notre Dame (N) (11/16/2023)
<b>FIELD GOAL PERCENTAGE</b>	.451 (23-51)	vs UNC Asheville (N) (12/13/2023)
	.433 (26-60)	vs Baylor (N) (11/07/2023)
<b>3 PT FG MADE</b>	11	Chattanooga (12/30/2023)
	10	Penn (01/02/2024)
<b>3 PT FG ATTEMPTS</b>	33	Chattanooga (12/30/2023)
	28	Penn (01/02/2024)
<b>3 PT FG PERCENTAGE</b>	.474 (9-19)	vs Baylor (N) (11/07/2023)
	.471 (8-17)	at App State (12/03/2023)
<b>FREE THROWS MADE</b>	27	vs Baylor (N) (11/07/2023)
	23	Virginia Tech (11/29/2023)
<b>FREE THROW ATTEMPTS</b>	34	vs Baylor (N) (11/07/2023)
	31	Virginia Tech (11/29/2023)
<b>FREE THROW PERCENTAGE</b>	.875 (14-16)	Alabama St. (12/22/2023)
	.846 (11-13)	vs St. Bonaventure (N) (11/17/2023)
<b>REBOUNDS</b>	44	Virginia Tech (11/29/2023)
	38	Southern California (12/17/2023)
	38	vs Baylor (N) (11/07/2023)
<b>ASSISTS</b>	16	Chattanooga (12/30/2023)
	14	vs UNC Asheville (N) (12/13/2023)
	14	vs Indiana (N) (12/09/2023)
<b>STEALS</b>	14	Alabama St. (12/22/2023)
	10	vs Baylor (N) (11/07/2023)
<b>BLOCKED SHOTS</b>	5	Alabama St. (12/22/2023)
	4	at Arkansas (01/06/2024)
	4	vs Indiana (N) (12/09/2023)
	4	vs Baylor (N) (11/07/2023)
<b>TURNOVERS</b>	21	Virginia Tech (11/29/2023)
	18	Alabama St. (12/22/2023)
<b>FOULS</b>	26	Alabama A&M (11/21/2023)
	25	Virginia Tech (11/29/2023)

## AUBURN GAME LOWS

### Auburn - Game Lows

<b>POINTS</b>	64	at App State (12/03/2023)
	74	Virginia Tech (11/29/2023)
	77	vs St. Bonaventure (N) (11/17/2023)
	82	Alabama St. (12/22/2023)
	82	vs Baylor (N) (11/07/2023)
<b>FIELD GOALS MADE</b>	24	Virginia Tech (11/29/2023)
	25	Alabama St. (12/22/2023)
	25	vs St. Bonaventure (N) (11/17/2023)
<b>FIELD GOAL ATTEMPTS</b>	52	vs St. Bonaventure (N) (11/17/2023)
	54	Alabama St. (12/22/2023)
<b>FIELD GOAL PERCENTAGE</b>	.387 (24-62)	Virginia Tech (11/29/2023)
	.394 (26-66)	at App State (12/03/2023)
<b>3 PT FG MADE</b>	2	Virginia Tech (11/29/2023)
	3	at App State (12/03/2023)
<b>3 PT FG ATTEMPTS</b>	16	Virginia Tech (11/29/2023)
	18	at Arkansas (01/06/2024)
<b>3 PT FG PERCENTAGE</b>	.111 (3-27)	at App State (12/03/2023)
	.125 (2-16)	Virginia Tech (11/29/2023)
<b>FREE THROWS MADE</b>	8	at Arkansas (01/06/2024)
	9	at App State (12/03/2023)
<b>FREE THROW ATTEMPTS</b>	11	at Arkansas (01/06/2024)
	15	vs UNC Asheville (N) (12/13/2023)
<b>FREE THROW PERCENTAGE</b>	.474 (9-19)	at App State (12/03/2023)
	.667 (24-36)	Virginia Tech (11/29/2023)
<b>REBOUNDS</b>	34	vs St. Bonaventure (N) (11/17/2023)
	35	Southern California (12/17/2023)
	35	vs Notre Dame (N) (11/16/2023)
<b>ASSISTS</b>	12	Virginia Tech (11/29/2023)
	14	Alabama St. (12/22/2023)
<b>STEALS</b>	3	at App State (12/03/2023)
	4	vs St. Bonaventure (N) (11/17/2023)
<b>BLOCKED SHOTS</b>	2	at App State (12/03/2023)
	3	vs Indiana (N) (12/09/2023)
	3	vs St. Bonaventure (N) (11/17/2023)
<b>TURNOVERS</b>	3	vs Indiana (N) (12/09/2023)
	6	Penn (01/02/2024)
<b>FOULS</b>	11	Penn (01/02/2024)
	13	Alabama St. (12/22/2023)

## OPPONENT GAME LOWS

### Opponent - Game Lows

<b>POINTS</b>	51	at Arkansas (01/06/2024)
	54	Alabama A&M (11/21/2023)
	57	Virginia Tech (11/29/2023)
	59	vs Notre Dame (N) (11/16/2023)
	60	vs St. Bonaventure (N) (11/17/2023)
<b>FIELD GOALS MADE</b>	14	Virginia Tech (11/29/2023)
	18	at Arkansas (01/06/2024)
<b>FIELD GOAL ATTEMPTS</b>	51	vs UNC Asheville (N) (12/13/2023)
	51	at App State (12/03/2023)
	51	Virginia Tech (11/29/2023)
<b>FIELD GOAL PERCENTAGE</b>	.275 (14-51)	Virginia Tech (11/29/2023)
	.310 (18-58)	at Arkansas (01/06/2024)
<b>3 PT FG MADE</b>	2	vs Notre Dame (N) (11/16/2023)
	3	Alabama A&M (11/21/2023)
	3	vs St. Bonaventure (N) (11/17/2023)
<b>3 PT FG ATTEMPTS</b>	14	Southeastern La. (11/10/2023)
	15	Alabama A&M (11/21/2023)
<b>3 PT FG PERCENTAGE</b>	.077 (2-26)	vs Notre Dame (N) (11/16/2023)
	.125 (3-24)	vs St. Bonaventure (N) (11/17/2023)
<b>FREE THROWS MADE</b>	8	at Arkansas (01/06/2024)
	8	Penn (01/02/2024)
<b>FREE THROW ATTEMPTS</b>	13	vs St. Bonaventure (N) (11/17/2023)
	14	Penn (01/02/2024)
<b>FREE THROW PERCENTAGE</b>	.500 (9-18)	vs UNC Asheville (N) (12/13/2023)
	.533 (8-15)	at Arkansas (01/06/2024)
<b>REBOUNDS</b>	23	Chattanooga (12/30/2023)
	26	vs UNC Asheville (N) (12/13/2023)
<b>ASSISTS</b>	6	Alabama A&M (11/21/2023)
	6	Southeastern La. (11/10/2023)
<b>STEALS</b>	2	vs Indiana (N) (12/09/2023)
	4	at Arkansas (01/06/2024)
	4	Penn (01/02/2024)
	4	Southern California (12/17/2023)
<b>BLOCKED SHOTS</b>	1	vs UNC Asheville (N) (12/13/2023)
	1	vs St. Bonaventure (N) (11/17/2023)
	1	Southeastern La. (11/10/2023)
<b>TURNOVERS</b>	7	at App State (12/03/2023)
	9	Southeastern La. (11/10/2023)
<b>FOULS</b>	9	vs UNC Asheville (N) (12/13/2023)
	11	at Arkansas (01/06/2024)

# TEAM AND INDIVIDUAL SUPERLATIVES

## AUBURN INDIVIDUAL HIGHS

### Auburn - Individual Game Highs

<b>POINTS</b>	30	Johni Broome vs Virginia Tech (11/29/2023)
	24	Johni Broome vs Penn (01/02/2024)
	24	Aden Holloway vs Indiana (N) (12/09/2023)
	24	Jaylin Williams vs Indiana (N) (12/09/2023)
	21	Jaylin Williams vs Chattanooga (12/30/2023)
	21	Johni Broome at App State (12/03/2023)
<b>FIELD GOALS MADE</b>	11	Johni Broome vs Virginia Tech (11/29/2023)
	10	Johni Broome at App State (12/03/2023)
<b>FIELD GOAL ATTEMPTS</b>	19	Johni Broome vs Virginia Tech (11/29/2023)
	16	Johni Broome at App State (12/03/2023)
<b>FIELD GOAL PERCENTAGE (min 5 made)</b>	1.000 (9-9)	Jaylin Williams vs Chattanooga (12/30/2023)
	.900 (9-10)	Johni Broome vs Penn (01/02/2024)
<b>3 PT FG MADE</b>	5	Aden Holloway vs Indiana (N) (12/09/2023)
	4	Aden Holloway vs Southern California (12/17/2023)
	4	Aden Holloway vs Notre Dame (N) (11/16/2023)
	4	Aden Holloway vs Baylor (N) (11/07/2023)
<b>3 PT FG ATTEMPTS</b>	8	Aden Holloway vs Chattanooga (12/30/2023)
	8	Aden Holloway vs Indiana (N) (12/09/2023)
	8	Aden Holloway vs Southeastern La. (11/10/2023)
	8	Aden Holloway vs Baylor (N) (11/07/2023)
<b>3 PT FG PERCENTAGE (min 2 made)</b>	1.000 (3-3)	Chad Baker-Mazara vs UNC Asheville (N) (12/13/2023)
	1.000 (3-3)	Denver Jones vs St. Bonaventure (N) (11/17/2023)
	1.000 (2-2)	Jaylin Williams vs Chattanooga (12/30/2023)
	1.000 (2-2)	K.D. Johnson vs Chattanooga (12/30/2023)
	1.000 (2-2)	Denver Jones vs Southern California (12/17/2023)
<b>FREE THROWS MADE</b>	8	Johni Broome vs Virginia Tech (11/29/2023)
	6	Johni Broome vs Alabama St. (12/22/2023)
	6	Jaylin Williams vs Alabama St. (12/22/2023)
	6	Denver Jones vs Southern California (12/17/2023)
	6	Jaylin Williams vs Indiana (N) (12/09/2023)
	6	Denver Jones vs Virginia Tech (11/29/2023)
	6	Dylan Cardwell vs St. Bonaventure (N) (11/17/2023)
	6	K.D. Johnson vs Notre Dame (N) (11/16/2023)
	6	Johni Broome vs Baylor (N) (11/07/2023)
<b>FREE THROW ATTEMPTS</b>	13	Johni Broome vs Virginia Tech (11/29/2023)
	11	Johni Broome vs St. Bonaventure (N) (11/17/2023)
<b>FREE THROW PERCENTAGE (min 3 made)</b>	1.000 (6-6)	Jaylin Williams vs Alabama St. (12/22/2023)
	1.000 (6-6)	Denver Jones vs Southern California (12/17/2023)
	1.000 (6-6)	Denver Jones vs Virginia Tech (11/29/2023)
	1.000 (6-6)	Dylan Cardwell vs St. Bonaventure (N) (11/17/2023)
	1.000 (5-5)	Aden Holloway vs Indiana (N) (12/09/2023)
	1.000 (5-5)	Chad Baker-Mazara vs Virginia Tech (11/29/2023)
	1.000 (4-4)	Chad Baker-Mazara at Arkansas (01/06/2024)
	1.000 (4-4)	Tre Donaldson vs Chattanooga (12/30/2023)
	1.000 (4-4)	K.D. Johnson vs Alabama St. (12/22/2023)
	1.000 (4-4)	Chris Moore vs Alabama St. (12/22/2023)
	1.000 (4-4)	Denver Jones vs Indiana (N) (12/09/2023)
	1.000 (3-3)	Johni Broome vs Southern California (12/17/2023)
	1.000 (3-3)	K.D. Johnson vs Indiana (N) (12/09/2023)
	1.000 (3-3)	Jaylin Williams vs St. Bonaventure (N) (11/17/2023)
	1.000 (3-3)	Johni Broome vs Southeastern La. (11/10/2023)
	1.000 (3-3)	K.D. Johnson vs Southeastern La. (11/10/2023)
	1.000 (3-3)	Chad Baker-Mazara vs Baylor (N) (11/07/2023)

## OPPONENT INDIVIDUAL HIGHS

### Opponent - Individual Game Highs

<b>POINTS</b>	28	Ja'Kobe Walter vs Baylor (N) (11/07/2023)
	24	Roger McFarlane vs Southeastern La. (11/10/2023)
	23	Drew Pember vs UNC Asheville (N) (12/13/2023)
	22	Boogie Ellis vs Southern California (12/17/2023)
	20	Sam Brown vs Penn (01/02/2024)
<b>FIELD GOALS MADE</b>	9	Roger McFarlane vs Southeastern La. (11/10/2023)
	7	Sam Brown vs Penn (01/02/2024)
	7	Isaiah Range vs Alabama St. (12/22/2023)
	7	Boogie Ellis vs Southern California (12/17/2023)
	7	Drew Pember vs UNC Asheville (N) (12/13/2023)
	7	Chad Venning vs St. Bonaventure (N) (11/17/2023)
	7	J.R. Konieczny vs Notre Dame (N) (11/16/2023)
	7	Ja'Kobe Walter vs Baylor (N) (11/07/2023)
<b>FIELD GOAL ATTEMPTS</b>	23	Roger McFarlane vs Southeastern La. (11/10/2023)
	20	Markus Burton vs Notre Dame (N) (11/16/2023)
<b>FIELD GOAL PERCENTAGE (min 5 made)</b>	.875 (7-8)	Chad Venning vs St. Bonaventure (N) (11/17/2023)
	.833 (5-6)	Nick McMullen vs UNC Asheville (N) (12/13/2023)
<b>3 PT FG MADE</b>	4	Keyon Menifield Jr. at Arkansas (01/06/2024)
	4	Sam Brown vs Penn (01/02/2024)
	4	Honor Huff vs Chattanooga (12/30/2023)
	4	Roger McFarlane vs Southeastern La. (11/10/2023)
	4	Ja'Kobe Walter vs Baylor (N) (11/07/2023)
<b>3 PT FG ATTEMPTS</b>	9	Keyon Menifield Jr. at Arkansas (01/06/2024)
	8	Honor Huff vs Chattanooga (12/30/2023)
	8	Isaiah Range vs Alabama St. (12/22/2023)
<b>3 PT FG PERCENTAGE (min 2 made)</b>	.750 (3-4)	Jaydon Young vs Virginia Tech (11/29/2023)
	.667 (4-6)	Sam Brown vs Penn (01/02/2024)
	.667 (2-3)	Demetrius Davis vs Chattanooga (12/30/2023)
	.667 (2-3)	Gabe Cupps vs Indiana (N) (12/09/2023)
	.667 (2-3)	Myles Tate at App State (12/03/2023)
	.667 (2-3)	CJ Huntley at App State (12/03/2023)
	.667 (2-3)	John Camden vs Virginia Tech (11/29/2023)
<b>FREE THROWS MADE</b>	10	Ja'Kobe Walter vs Baylor (N) (11/07/2023)
	8	Ke'el Ware vs Indiana (N) (12/09/2023)
<b>FREE THROW ATTEMPTS</b>	10	Ke'el Ware vs Indiana (N) (12/09/2023)
	10	Ja'Kobe Walter vs Baylor (N) (11/07/2023)
<b>FREE THROW PERCENTAGE (min 3 made)</b>	1.000 (10-10)	Ja'Kobe Walter vs Baylor (N) (11/07/2023)
	1.000 (4-4)	Trey Bonham vs Chattanooga (12/30/2023)
	1.000 (4-4)	Mackenzie Mgbako vs Indiana (N) (12/09/2023)
	1.000 (4-4)	Terence Harcum at App State (12/03/2023)
	1.000 (4-4)	Nick Caldwell vs Southeastern La. (11/10/2023)
	1.000 (3-3)	Honor Huff vs Chattanooga (12/30/2023)
	1.000 (3-3)	Anthony Walker vs Indiana (N) (12/09/2023)
	1.000 (3-3)	Tae Davis vs Notre Dame (N) (11/16/2023)
<b>REBOUNDS</b>	11	J.R. Konieczny vs Notre Dame (N) (11/16/2023)
	11	Roger McFarlane vs Southeastern La. (11/10/2023)
<b>ASSISTS</b>	6	Nick Spinoso vs Penn (01/02/2024)
	6	Caleb Burgess vs UNC Asheville (N) (12/13/2023)
<b>STEALS</b>	3	Micah Octave vs Alabama St. (12/22/2023)
	3	CJ Huntley at App State (12/03/2023)
	3	Braeden Shrewsbury vs Notre Dame (N) (11/16/2023)
	3	Jayden Nunn vs Baylor (N) (11/07/2023)

# MISCELLANEOUS STATISTICS

## AUBURN'S RECORD IN BRUCE PEARL ERA

Overall (On-Court)	12-2	199-113
Home	7-0	119-31
Away	1-1	43-62
Neutral	4-1	38-20
Conference (On-Court)	1-0	85-78
Home	0-0	53-28
Away	1-0	32-50
Non-Conference (On-Court)	11-2	109-35
Home	7-0	62-3
Away	0-1	9-12
Neutral	4-1	37-20
Overtime	0-0	12-6
Ranked opponents	0-1	18-27
Unranked opponents	12-1	169-86
Wearing white uniforms	7-0	116-41
Wearing navy uniforms	3-1	42-50
Wearing orange uniforms	2-1	29-22
Leading at half	12-1	144-25
Trailing at half	0-1	38-84
Tied at half	0-0	5-4
Leading with 5:00 remaining in second half	12-1	165-7
Trailing with 5:00 remaining in second half	0-1	20-102
Tied with 5:00 remaining in second half	0-0	4-4
Has more rebounds than opponent	9-1	119-28
Has fewer rebounds than opponent	2-0	65-46
Same rebounds as opponent	1-1	3-9
Commits more turnovers than opponent	0-1	43-69
Causes more turnovers than opponent	10-1	127-46
Same turnovers as opponent	2-0	17-8
Has more FT attempts than opponent	8-0	129-42
Has fewer FT attempts than opponent	4-2	56-68
Same FT attempts as opponent	0-0	3-3
Shoots 40% or better from field	11-1	158-50
Shoots less than 40% from field	1-1	29-63
Opponent shoots 40% or better from field	4-2	109-98
Opponent shoots less than 40% from field	8-0	78-15
Shoots better than opponent	12-1	138-20
Opponent shoots better	0-1	47-92
Same FG percentage	0-0	2-1
Auburn bench outscores opponent's bench	12-1	121-38
Opponent's bench outscores Auburn bench	0-1	63-70
Same points off the bench	0-0	2-6
Auburn scores 100 or more	2-0	11-1
Auburn scores between 90-99	1-0	27-2
Auburn scores between 80-89	7-1	72-18
Auburn scores between 70-79	2-0	54-25
Auburn scores between 60-69	0-1	19-40
Auburn scores less than 60	0-0	3-27
Opponent scores 100 or more	0-0	0-5
Opponent scores between 90-99	0-0	3-17
Opponent scores between 80-89	0-1	20-37
Opponent scores between 70-79	3-0	61-31
Opponent scores between 60-69	5-1	65-18
Opponent scores less than 60	4-0	37-5
On Sunday	1-1	7-4
On Monday	0-0	6-5
On Tuesday	2-1	36-24
On Wednesday	2-0	38-24
On Thursday	1-0	12-3
On Friday	3-0	26-6
On Saturday	3-0	62-47
In November	5-1	46-10
In December	5-1	47-14
In January	2-0	43-31
In February	0-0	28-40
In March	0-0	23-17
In April	0-0	0-1
Five-plus players score in double-figures	3-0	44-9
Four players score in double figures	4-0	67-21
Three players score in double figures	3-1	52-45

## MISCELLANEOUS

Largest margin of victory	35 vs. Chattanooga (12/30/23)
Smallest margin of victory	15 vs. Southeastern Louisiana (11/10/23)
Largest margin of defeat	6 vs. Baylor (11/7/23)
Smallest margin of defeat	5 at Appalachian State (12/3/23)
Biggest rebound margin	+23 vs. Chattanooga (12/30/23)
Biggest rebound deficit	-4 vs. Virginia Tech (11/29/23)
Average margin of victory/defeat	+23.0/-5.5
Largest halftime lead	+34 (49-15) vs. Alabama A&M (11/21/23)
Largest halftime lead blown	+9 (43-34) vs. Baylor (11/7/23)
Largest halftime deficit	-3 (31-33) at Appalachian State (12/3/23)
Largest halftime deficit overcome to win	
Largest overall lead	43 vs. Alabama A&M, 2nd Half (11/21/23)
Largest overall lead blown	9 vs. Baylor, 1st Half (11/7/23)
Largest overall deficit	-12 vs. Indiana, 1st Half (12/9/23)
Largest deficit overcome to win	-12 vs. Indiana (12/9/23)

## TEAM EXTREMES

Most points scored	104 vs. Indiana (12/9/23)
Fewest points scored	64 at Appalachian State (12/3/23)
Most rebounds	48 at Appalachian State (12/3/23), vs. Alabama A&M (11/21/23)
Fewest rebounds	34 vs. St. Bonaventure (11/17/23)
Most assists	25 vs. Indiana (12/9/23)
Fewest assists	12 vs. Virginia Tech (11/29/23)
Most turnovers	18 vs. Alabama State (12/22/23)
Fewest turnovers	3 vs. Indiana (12/9/23) - tied school single-game record
Most steals	11 vs. Alabama State (12/22/23), vs. Virginia Tech (11/29/23)
Fewest steals	3 at Appalachian State (12/3/23)
Most blocks	10 vs. Baylor (11/7/23)
Fewest blocks	2 at Appalachian State (12/3/23)
Best shooting percentage	.561 (37-66) vs. Chattanooga (12/30/23)
Worst shooting percentage	.387 (24-62) vs. Virginia Tech (11/29/23)
Best 3-pt. percentage	.483 (14-29) vs. Indiana (12/9/23)
Worst 3-pt. percentage	.111 (3-27) at Appalachian State (12/3/23)
Best FT percentage	.870 (20-23) vs. Indiana (12/9/23)
Worst FT percentage	.474 (9-19) at Appalachian State (12/3/23)
Most points (1st half)	52 vs. Indiana (12/9/23)
Fewest points (1st half)	31 at Appalachian State (12/3/23)
Most points (2nd half)	52 vs. Chattanooga (12/30/23), vs. Indiana (12/9/23)
Fewest points (2nd half)	29 vs. St. Bonaventure (11/17/23)
Most points (OT)	
Fewest points (OT)	

## STARTING LINEUPS

### Record when starting lineup is:

Donaldson, Jones, Moore, J. Williams, Broome	1-1
Holloway, Jones, Moore, J. Williams, Broome	10-1
Holloway, Donaldson, Moore, J. Williams, Cardwell	1-0

### Record when starts (Career):

Johni Broome	11-2 (73-33)
Chaney Johnson	(49-17)
Jaylin Williams	12-2 (44-29)
K.D. Johnson	(25-6)
Denver Jones	11-2 (28-19)
Chris Moore	12-2 (24-5)
Chad Baker-Mazara	(7-6)
Tre Donaldson	2-1 (2-1)
Aden Holloway	11-1 (11-1)
Dylan Cardwell	1-0 (2-0)





2023-24 BOX SCORES

GAME 5 | AUBURN 84, ALABAMA A&M 54



Official Basketball Box Score - Final
Alabama A&M at Auburn
11/21/23 Neville Arena, Auburn
2023-24 Men's Basketball

Game Time: 7:00 PM
Game Duration: 2:04
Attendance: 9,121

Officials: Pat Adams, Rob Florke, Doug Simons

Alabama A&M - 54

Record: 0-3

Box score table for Alabama A&M vs Auburn, listing player stats including FG, 3P, FT, Rebounds, Fouls, TP, AS, TO, ST, Blocks, +/-.

Shooting By Period table for Alabama A&M, showing FG%, 3PT%, FT%, GM FG%, and FT% across quarters.

Technical Fouls: NONE

Auburn - 84

Record: 4-1

Box score table for Auburn vs Alabama A&M, listing player stats including FG, 3P, FT, Rebounds, Fouls, TP, AS, TO, ST, Blocks, +/-.

Shooting By Period table for Auburn, showing FG%, 3PT%, FT%, GM FG%, and FT% across quarters.

Technical Fouls: NONE

Summary table for Game 5 including Biggest lead, Best Scoring Run, Lead Changes, Times Tied, Time with Lead, Points from Turnovers, Paint, Second Chance, Fast Breaks, Bench, and Period by Period Scoring.

GAME 6 | AUBURN 74, VIRGINIA TECH 57



Official Basketball Box Score - Final
Virginia Tech at Auburn
11/23/23 Neville Arena, Auburn
2023-24 Men's Basketball

Game Time: 8:15 PM
Game Duration: 2:18
Attendance: 9,121

Officials: Don Daly, Bart Lenox, Olanis Poole

Virginia Tech - 57

Record: 5-3

Box score table for Virginia Tech vs Auburn, listing player stats including FG, 3P, FT, Rebounds, Fouls, TP, AS, TO, ST, Blocks, +/-.

Shooting By Period table for Virginia Tech, showing FG%, 3PT%, FT%, GM FG%, and FT% across quarters.

Technical Fouls: NONE

Auburn - 74

Record: 5-1

Box score table for Auburn vs Virginia Tech, listing player stats including FG, 3P, FT, Rebounds, Fouls, TP, AS, TO, ST, Blocks, +/-.

Shooting By Period table for Auburn, showing FG%, 3PT%, FT%, GM FG%, and FT% across quarters.

Technical Fouls: Johnson 2<sup>nd</sup> 5:15

Summary table for Game 6 including Biggest lead, Best Scoring Run, Lead Changes, Times Tied, Time with Lead, Points from Turnovers, Paint, Second Chance, Fast Breaks, Bench, and Period by Period Scoring.

Game Notes: 5:15 Unsportsmanlike Technical Fou - Auburn 0

GAME 7 | APPALACHIAN STATE 69, AUBURN 64



Official Basketball Box Score - Final
Auburn at App State
12/03/23 Holmes Convocation Center, Boone
2023-24 Men's Basketball

Game Time: 1:00 PM
Game Duration: 2:12
Attendance: 7,037

Officials: Terry Oglesby, Owen Shortt, Vladimir Voyard-Tadai

Auburn - 64

Record: 5-2

Box score table for Auburn vs Appalachian State, listing player stats including FG, 3P, FT, Rebounds, Fouls, TP, AS, TO, ST, Blocks, +/-.

Shooting By Period table for Auburn, showing FG%, 3PT%, FT%, GM FG%, and FT% across quarters.

Technical Fouls: NONE

App State - 69

Record: 6-2

Box score table for Appalachian State vs Auburn, listing player stats including FG, 3P, FT, Rebounds, Fouls, TP, AS, TO, ST, Blocks, +/-.

Shooting By Period table for Appalachian State, showing FG%, 3PT%, FT%, GM FG%, and FT% across quarters.

Technical Fouls: Harcum 1<sup>st</sup> 5:00

Summary table for Game 7 including Biggest lead, Best Scoring Run, Lead Changes, Times Tied, Time with Lead, Points from Turnovers, Paint, Second Chance, Fast Breaks, Bench, and Period by Period Scoring.

GAME 8 | AUBURN 104, INDIANA 76



Official Basketball Box Score - Final
Auburn at Indiana
12/09/23 State Farm Arena, Atlanta
2023-24 Men's Basketball

Game Time: 2:00 PM
Game Duration: 2:17
Attendance: 8,623

Officials: Anthony Jordan, Todd Austin, Courtney Green

Auburn - 104

Record: 6-2

Box score table for Auburn vs Indiana, listing player stats including FG, 3P, FT, Rebounds, Fouls, TP, AS, TO, ST, Blocks, +/-.

Shooting By Period table for Auburn, showing FG%, 3PT%, FT%, GM FG%, and FT% across quarters.

Technical Fouls: NONE

Indiana - 76

Record: 7-2

Box score table for Indiana vs Auburn, listing player stats including FG, 3P, FT, Rebounds, Fouls, TP, AS, TO, ST, Blocks, +/-.

Shooting By Period table for Indiana, showing FG%, 3PT%, FT%, GM FG%, and FT% across quarters.

Technical Fouls: NONE

Summary table for Game 8 including Biggest lead, Best Scoring Run, Lead Changes, Times Tied, Time with Lead, Points from Turnovers, Paint, Second Chance, Fast Breaks, Bench, and Period by Period Scoring.



