

# #7 ALABAMA A&M FOOTBALL 2012



**SWAC CHAMPIONS • 2006**  
**SWAC Eastern Division**  
**Champions 2011 • 2009**  
**• 2006 • 2005 • 2002 •**  
**2000**



**WEBSITE: WWW.AAMUSPORTS.COM • FACEBOOK: WWW.FACEBOOK.COM/ALABAMA-A&M-BULLDOGS • TWITTER: @AAMUBULLDOGS**

• In this historic contest the Bulldogs face their first Bowl Championship Series and Southeastern Conference opponent in school history.

• This is also the first BCS National Champion any A&M football team has faced.

• A&M runningbacks coach Andy Fuller played for the Tigers from '92-'95. He was a member of the 1993 11-0 squad. Recruited by Pat Dye as a tight end he was All-SEC three out of four years as a Tiger. Fuller played with current defensive line coach Mike Pelton and is a member of the Letterman Club for former football players at Auburn University.

• Defensive coordinator Brawnski Towns wife is an Auburn graduate. Towns recruited Mike Pelton who decided to attend Auburn University with Andy Fuller.

• Alabama A&M is 16-11 in the month of November under head coach Anthony Jones (2-1 in 2002; 2-1 in 2003; 3-0 in 2004; 3-0 in 2005; 2-1 in 2006; 1-2 in 2007; 1-2 in 2008; 2-1 in 2009, 1-2 in 2010, 2-1 in 2011, 1-1 in 2012)

• This was the first time Jones started 6-0 during his 11 year career on "The Hill". The 6-0 start was the first for AAMU since the 1966 team that was lead by Louis Crews.

• Kaderius Lacey has rushed for 2,776 yards in his four year career. He holds the all-time career rushing leader honor and he earned the season rushing record title in 2011 with 1,143 yards.

• In the last eight games quarterback Deaunte Mason has 16 passing touchdowns and nine rushing TD's the most of any SWAC player.

## SWAC WEEKLY FOOTBALL TELECONFERENCE

The SWAC football coaches will be available on a weekly teleconference on Mondays from August 29 - November 14 from 10:00 am until Noon Central time.

Media representatives who wish to participate should call 1 (800) 977-8002. The participant code is 78817184#. A replay of each week's teleconference will be available each Tuesday on the conference's website: [www.swac.org](http://www.swac.org).

## TELECONFERENCE SCHEDULE

10:00 a.m. SWAC News and Notes

**10:05 a.m. Anthony Jones • AAMU**

10:15 a.m. Reggie Barlow • ASU

10:25 a.m. Jay Hobson • Alcorn

10:35 a.m. Monte Coleman • UAPB

10:45 a.m. Doug Williams • GSU

10:55 a.m. Rick Comegy • JSU

11:05 a.m. Karl Morgan • MVSU

11:15 a.m. Heishma Northern • PVAMU

11:25 a.m. Dawson Odums • SU

11:35 a.m. Darrell Ausberry • TSU

## 2012 STATS

AAMU	CATEGORY	Auburn
189	First Downs	156
85	Rushing	78
87	Passing	73
17	Penalty	5
72-683	Penalties - Yds	756-445
7-6	Fumbles - Lost	17-9
377	Rushing Att.	360
1635	Rushing Yards	1348
19	Rushing TD's	11
4.3	Yards per Rush	3.7
163.5	Rushing Yds/Game	134.8
157-274-4	Pass Comp-Att-Int	132-224-13
1887	Passing Yards	1637

16	Passing TD's	7
188.7	Passing Yds/Game	163.7
3522	Total Offense	2985
5.4	Total Offense/Play	5.1
352.2	Total Offense/Game	298.5
256	Total Points	173
55-133	3rd Down Conv	35-122
5-13	4th Down Conv	2-7

## Anthony Jones

Alabama A&M head coach Anthony Jones is entering his 11<sup>th</sup> season leading the Bulldogs. He owns the highest winning percentage of any coach in Bulldogs history (.633).

Career Record: 97-61 (13+ seasons)

Alabama A&M Record: 79-48 (10+ seasons)

## On the Air

The 2012 Anthony Jones coaches radio show is broadcasted live at 6 p.m. every Monday at Improv on Oakwood and Meridian street. If you can't make the broadcast you can listen to the show on 90.9 FM WJAB.

The Alabama A&M Football Review television can be seen on Sunday's at 10:00 p.m. on Fox channel 54.

## Interviews

Please joins us on Mondays at 12 p.m. in the Lobby of the George Hobson fieldhouse for the Bulldog Noon presser.

All Alabama A&M football games are carried live on WJAB-FM 90.9 in the Huntsville area. Air time is 30 minutes prior to kickoff. The games are also carried on WJAB's on-line link around the world.

Play-by-Play: Ley Jean

Color Commentator: Ted Dixie

Production: Michael Burns

# 2012 Schedule

September 1	Tuskegee University	Birmingham, Ala.	Legion Field	W 7-6 21,400
September 8	*Arkansas-Pine Bluff	Pine Bluff, Ark.	Golden Lions	W 14-10 11,300
<b>September 15</b>	<b>*Prairie View A&amp;M Univ.</b>	<b>Huntsville, Ala.</b>	<b>Louis Crews</b>	<b>W 42-30 5,325</b>
September 22	*Texas Southern Univ.	Houston, Texas	BBVA Compass	W 42-13 4,484
<b>3<sup>rd</sup> Louis Crews Classic &amp; 21<sup>st</sup> Hall of Fame Game "Live" ESPN3.com Tape Delayed ESPNU</b>				
<b>September 29</b>	<b>*Grambling State Univ.</b>	<b>Huntsville, Ala.</b>	<b>Louis Crews</b>	<b>W 38-17 13,231</b>
October 6	*Mississippi Valley State Univ.	Itta Bena, Miss.	Rice Totten	W 35-0 4,296
<b>2012 Homecoming "Rocketing into the Future"</b>				
<b>October 13</b>	<b>*Alcorn State Univ.</b>	<b>Huntsville, Ala.</b>	<b>Louis Crews</b>	<b>L 21-20 16,781</b>
<b>71<sup>st</sup> Magic City Classic "Live" ESPN3.com Tape Delayed ESPNU</b>				
<b>October 27</b>	<b>*Alabama State University</b>	<b>Birmingham, Ala.</b>	<b>Legion Field</b>	<b>L 31-13 58,201</b>
<b>NASA / High School Day</b>				
<b>November 3</b>	<b>*Southern University</b>	<b>Huntsville, Ala.</b>	<b>Louis Crews</b>	<b>W 24-23 10,208</b>
November 10	*Jackson State Univ.	Jackson, Miss.	Veterans Mem.	L 35-21 8,445
November 17	Auburn University	Auburn, Ala.	Jordan-Hare	1:05 p.m.

**2012 SEASON HONORS**

**Week 1 College Football Performance Awards**  
#95 Reginald Bailey Honorable Mention

**Week 1 College Sports Madness.com**  
SWAC Co-Defensive Player of the Week  
#6 Vernon Marshall SWAC Defensive Player of the Week

**Week 2 College Sports Madness.com**  
#6 Vernon Marshall SWAC Defensive Player of the Week

**Week 2 College Football Performance Awards**  
#35 Kaderius Lacey Honorable Mention  
#6 Vernon Marshall Honorable Mention

**Week 2 SWAC Player of the Week**  
#35 Kaderius Lacey Offensive Player of the Week  
#12 Jeremy Isabelle Defensive Player of the Week

**Week 3 College Sports Madness & CFPA Honorable Mention**  
SWAC Co-Offensive Player of the Week  
**The Bachelor Pad Student-Athlete of the Week**  
#11 Deaunte Mason SWAC Offensive Player of the Week

**Week 3 College Football Performance Awards**  
#88 Bobby Goldsby Honorable Mention  
**SWAC Offensive Player of the Week**  
#11 Deaunte Mason Honorable Mention

**Week 4 College Sports Madness & CFPA Honorable Mention**  
**SWAC Offensive Player of the Week**  
#11 Deaunte Mason SWAC Offensive Player of the Week

**Week 5 College Sports Madness & CFPA Honorable Mention**  
#35 Kaderius Lacey SWAC Player of the Week  
**SWAC Offensive Player of the Week**  
#11 Deaunte Mason Honorable Mention

**Week 6 College Football Performance Awards**  
#95 Reginald Bailey Honorable Mention  
**SWAC Offensive Player of the Week**  
#11 Deaunte Mason Honorable Mention

**Week 6 College Football Performance Awards**  
#35 Kaderius Lacey Honorable Mention

**Week 8 College Football Performance Awards**  
#88 Bobby Goldsby Honorable Mention

**Week 9 College Sports Madness**  
#6 Vernon Marshall

**Week 11 College Football Performance Awards**  
#4 Montaurius Smith Honorable Mention

**LOCATION OF BULLDOG COACHES DURING THE GAME**

On The Field:

Anthony Jones, Head Coach  
Gary Harper, Defensive Line  
Andy Fuller, Running backs / Video  
Jay Martin, Linebackers / Recruiting  
Knut Walker, Inside & Outside Linebackers  
James Hester, Strength / Conditioning  
Richard Wilson, Tightends / Kickers  
Willie Fuller, Defensive Assistant  
Rico Porch, Defensive Assistant

In The Press Box:

Brawnski Towns, Assist. Head Coach / Def. Coord. / DB's  
Cedric Pearl, Offensive Coordinator / Offensive Line  
John McKenzie, Wide Receivers / Academics  
Clarence Morris, Defensive Assistant  
Chris Hall, Defensive Assistant

# 2012 Bulldog Bites

## Quarterback

• Deaunte Mason started his 32<sup>nd</sup> career game and has a career record of 19-13. The three and a half year QB threw for three touchdowns on 17 of 40 passing and rushed for 78 yards on 13 carries in the Bulldogs final conference loss of the year. Mason led the comeback over SU going 12 of 32 for a season low 96 yards and a score and rushed for 14 yards on 11 carries and another TD. Playing in his final Magic City Classic Mason went 18 for 38 for 232 yards and four sacks. In his first game of 2012 Mason went 19-28 for 171 yards and a touchdown. He also rushed for 46 yards on nine carries. His performance earned him a 130 QB rating. In the second game of 2012 Mason went four of 10 for 32 yards and rushed for 65 yards on 19 carries with his longest at 12 yards. Versus PV he accounted for six TD's, three passing on 22-29 for 279 yards and three rushing for 36 yards. A repeat performance for Mason vs. TSU where he totaled five TD's, (three passing on 17-24 for 231 & two rushing for 24 yards). Mason went 13-18 against Grambling for 247 yards and three touchdowns. He also rushed for 30 yards on eight carries. Against Mississippi Valley Mason went 22-33 for 241 yards and two TD's. He also rushed for two touchdowns for 13 yards. Mason earned College Football Performance Awards vs. MVSU. Obviously his worse game of 2012 Mason threw his first interception on his first passing attempt vs. Alcorn. In his first loss of 2012 Mason finished with 28 yards rushing on 11 attempts and 158 yards passing on 12-27 with a TD and 2 picks which one was returned for a 66 yard TD. For his career Deaunte has 19 rushing TD's on 386 attempts for 1,505 yards. His career long is 68 yards. His passing numbers boast 40 TD's 5,709 yards on 481 completions on 912 attempts with only 25 interceptions.

## Runningback

• Brendon Johnson had his best game as a Bulldog rushing for 84 yards on 13 carries in his first start of his career vs. TSU. He earned 54 yards on 13 touches and a reception vs. TU. He has totaled 265 yards on 48 carries and a touchdown.

• Kaderius Lacey pushed his career totals to 2,776 yards with 74 yards vs. Jackson State. He rushed for 81 yards off of 21 carries and two touchdowns vs. SU. He rushed for the only two scores for A&M in the Magic City Classic. He ended with 42 yards for 2 touchdowns. Lacey accomplished one of his goals as he became the all-time rushing leader at A&M in his first game with 200+ yards totaling 205 on 31 carries and a TD. He owns the title with 2,759 yards in his three and a half Maroon & White career. Lacey rushed for 39 yards and a score vs. MVSU. He rushed for a season best 165 yards on 20 carries and a TD for his second contest of 2012 with 100+ yards on the ground vs. GSU. His rushing TD was a 45 yard scamper his longest of the season. The Calera native also made four receptions for 58 yards and a touchdown accounting for a career high 223 total yards. He did not start vs. TSU due to a lower body injury but still managed to account for 47 yards on 11 carries. He rushed for 47 yards on 12 touches vs. Prairie View. Against UAPB Lacey returned to form rushing for 124 yards on 17 carries and totaled two touchdowns. Lacey earned the SWAC Player of the Week for his performance vs. UAPB. Lacey has 891 yards on 170 attempts and eight TD's on the year. The Calera native averages 89.8 yards a game.

• Terrell Badie had his best game in the Maroon & White totaling 10 rushes for 53 yards and his first touchdown vs. TSU. He now has 141 yards on 24 carries.

## Wide Receiver

• Montaurius Smith posted a career high 10 receptions for 110 yards and a touchdown vs. Jackson State. Smith scored the tying touchdown which tied the score and pushed the contest vs. SU into the first overtime since 2009 at Louis Crews Stadium. He led all receivers with six catches for 116 yards and a TD vs. MVSU. He caught his first touchdown in the Maroon & White and led all receivers with seven receptions for 62 yards with his longest at 15 yards vs. TU. Smith has 511 yards on 45 receptions and four TD's.

• Rashaad DeJarnett led all receivers vs. Alcorn with four receptions for 52 yards and his third TD of the year. He posted three receptions for 85 yards and his second touchdown of the year vs. TSU. He caught six receptions for 130 yards and a TD vs. Prairie View. He now has 31 catches for 460 yards and four TD's.

• Terrance Pride finished with only two receptions vs. SU with one of those securing the much needed first down which resulted in the Bulldogs winning their seventh victory of the year. His four catches for 75 yards and his first TD of the year was in the route of TSU. Against PV he posted six kick-off returns for 135 yards and two receptions for 20 yards with his season longest of 19 yards. Pride has 18 receptions for 199 yards and a TD and 365 yards on 19 kick returns averaging 21.1. His season high is 50 yards.

## Tight End

• Bobby Goldsby led all receivers with two receptions for 68 yards vs. Alabama State. He was recognized by the CFPA for his performance. Goldsby totaled four receptions for 30 yards and his fourth TD of the year. vs. MVSU. He caught his third touchdown of the year on his only catch of the game a 32 yarder vs. GSU. His 5 receptions for 74 yards and two touchdowns was career high vs. Prairie View. He posted three catches for 37 yards with his longest at 31 that earned a crucial first down for A&M vs. Tuskegee. He has totaled 19 receptions on 279 yards and 4 TD's.

• Toriono Upshaw caught his first touchdown of his career on his only reception for three yards vs. Jackson State. Toriono made his second reception vs. SU an 11 yarder. He caught a ball for 14 yards vs. TU.

## Offensive Line

• The A&M line has opened holes for 1,484 yards rushing and has given up only 15 sacks. A&M ranks fifth in the conference in rushing and passing and third in sacks given up

# 2012 Bulldog Bites

## Defensive Line

- Reginald Bailey posted a sack for six yards and collected four tackles with two for a loss of nine yards vs. Jackson State. Bailey had four tackles vs. ASU. He accounted for three stops, two tackles-for-loss for 14 yards and a force fumble vs. Alcorn. He broke up a pass thrown by PV's QB and juggled it until Preston Nelson secured the ball for his first interception. He has 31 tackles, seven tackles-for-loss for 34 yards, a sack, two breakups, two passes defended, two QB hurries and a force fumble on the year. He earned honorable mentions honors from the College Football Performance Awards vs. TU and vs. MVSU.
- Phillip Harvey forced a fumble and recovered a fumble vs. JSU. Harvey got his third sack of the year for six yards vs. SU. He posted his second sack of the year vs. MVSU. He secured a crucial sack on PVAMU QB to stop their game tying drive. He has 23 stops with 4.5 tackles-for-loss for 22 yards, three sacks for 18 yards, a quarterback hurry, a force fumble and a fumble recovery on the season.

## Linebackers

- Montay Rover is second on the team with 51 tackles, four for a loss of four yards in 2012. He also has a pass defended, a break-up and a QB hurry. Rover posted seven tackles in the Magic City Classic and seven vs. SU in his final game on "The Hill".
- Denzel Cotton collected seven tackles in his final game at home vs. Southern Univ. He totaled six stops vs. Alabama State. He secured a career high 10 tackles vs. GSU. He now has 49 tackles, 6 for a loss of 21 yards, three force fumbles, a pass breakup and a pass defended in 2012.
- Robert Nelson saw seven tackles with one for a loss of three yards. He secured six tackles in his first start at middle linebacker vs. Alcorn. He had five stops vs. GSU. His totals for 2012 include 41 tackles, 2 tackles for loss and a QB hurry.

## Defensive Back

- Chris Ervin recorded five tackles twice first vs. Grambling then vs. Alcorn. He posted his first interception vs. TSU. He has 18 tackles, 1.5 tackles for loss, two pass breakups, three passes defended and a force fumble in five games.
- Julius Williams 1<sup>st</sup> pick was against UAPB while his second came against PVAMU which is when his fumble recovery also happened. He has 18 stops, a fumble recovery, five passes defended, three breakups and two interceptions in five games this season.
- Derrick Harris secured five tackles vs. Jackson State. He has two interceptions after securing his second vs. TSU. His first came against PVAMU. He has 24 tackles, nine passes defended and six pass breakups in nine games.
- QB turned cornerback A. J. Clark picked off Alabama State in the fourth quarter for his second interception of the year. He totaled five stops and a pass breakup vs. Alcorn. Clark picked up his first fumble recovery and raced it for 60 yards vs. Grambling. He collected his first interception vs. TSU. His season numbers include 29 tackles, five pass breakups and seven passes defended a fumble recovery in seven games.
- Jeremy Isabelle posted his first and second interceptions vs. JSU and finished with two tackles and a fumble recovery. Isabelle recorded his first ever double-digit tackle game finishing with 10 (3 solos and 7 assists). He helped the A&M defense hold Arkansas-Pine Bluff to 10 points for the game and denying two UAPB scoring threats in the fourth quarter. He earned the SWAC Player of the Week for his talents. He now has 23 tackles, 2 tackles for a loss of seven yards, two interceptions, two breakups and two passes defended.
- Vernon Marshall totaled 12 tackles for his fifth contest of the year with double digit stops vs. Jackson State. Marshall tied his career high with 13 tackles vs. Southern. He led A&M with 11 tackles and a tackle for loss vs. Alabama State. He collected a career high 13 tackles vs. GSU. He totaled his first double-digit tackle game with 11 and one for a loss of a yard. His seven tackles, first sack of the year and a tackle-for-loss of 11 yards was vs. UAPB. He led the Bulldog defense vs. TU with eight tackles, one for-loss of two yards and the field goal block that secured the win for A&M. Has leads A&M with 94 stops, 8 tackles for loss, two sacks, a breakup, a pass defended and a game winning block kick.
- Cedric Clayborn posted a season high eight tackles vs. Southern. He has collected 25 stops, a tackle for loss, two breakups and two passes defended.

## Kicker / Punter

- Chance Wilson punted for a career high 392 yards on nine punts with one landing inside the 20 and one rolling for a touchback vs. JSU. Wilson kicked his second game winning score of his career this time for the extra point that sent the Bulldogs to their seventh victory vs. SU. He punted the ball for a season high 293 yards on nine punts with his longest at 55 yards and one landing inside the 20 yard line and two going over 50 yards vs. Alabama State. He celebrated his first two field goal game of 2012 with a 22 and 39 yarder vs. Alcorn. Wilson posted 122 yards on four punts with a long of 49 yards and 377 yards on six kick returns with one resulting in a touchback vs. MVSU. He celebrated his first made field goal a 31 yarder vs. GSU. He also only saw the field for two punts for 66 yards in the same game. Versus TSU he only saw the field three times for punts but totaled 120 averaging 40 with his longest at 47 yards and one landing inside the 20. He punted the ball seven times for 248 yards with one landing inside the 20 vs. PVAMU. He totaled 6 punts for 254 yards with his longest at 54 yards with one landing inside the 20 while one went for a touchback vs. UAPB. After Daniel Horton was injured Chance handled the kickoffs and accounted for 112 yards on two averaging 56 yards. Against TU he punted seven times for 244 yards averaging 34.9 per punt with his longest at 56 yards. Two landed inside the 20 while one was a touchback vs. Tuskegee.

# Alabama A&M Ranking Summary

## Alabama A&M (7 - 3 - 0)

Thru: 11/10/2012 - Week 11

### TEAM RANKINGS

121 teams ranked in Football Championship Subdivision  
10 teams ranked in the Southwestern Conference

### 2012 SCHEDULE AND RESULTS

7-3 L-1

Southwestern Conference Record: 6-3

Date	Location	Opponent	Score	Result
Sat 09/01/2012	@ Tuskegee *	^	7 - 6	W
Sat 09/08/2012	@ Ark.-Pine Bluff *		14 - 10	W
Sat 09/15/2012		PRAIRIE VIEW *	42 - 30	W
Sat 09/22/2012	@ Texas Southern		42 - 13	W
Sat 09/29/2012		GRAMBLING *	38 - 17	W
Sat 10/06/2012	@ Mississippi Val.		35 - 0	W
Sat 10/13/2012		ALCORN ST.	20 - 21	L
Sat 10/27/2012		ALABAMA ST. ^	13 - 31	L
Sat 11/03/2012		SOUTHERN U. *	24 - 23	W OT
Sat 11/10/2012	@ Jackson St.		21 - 35	L
Sat 11/17/2012	@ Auburn			

HOME GAME IN CAPS \* Night Game ^ Neutral Site  
OT Overtime Game

Category	National Rank	Actual	National Leader	Actual	Conf Rank	Southwestern Conference Leader	Actual
Rushing Offense	50	161.70	Ga. Southern	401.20	5	Ark.-Pine Bluff	192.80
Passing Offense	76	188.00	Stephen F. Austin	391.40	6	Southern U.	245.00
Total Offense	78	349.70	Old Dominion	556.80	5	Jackson St.	413.80
Scoring Offense	63	25.60	Sam Houston St.	46.20	4	Alabama St.	32.70
Rushing Defense	45	142.90	North Dakota St.	62.70	4	Jackson St.	122.70
Pass Efficiency Defense	9	103.55	Bethune-Cookman	90.77	3	Ark.-Pine Bluff	91.37
Total Defense	19	314.70	North Dakota St.	183.50	4	Mississippi Val.	283.00
Scoring Defense	15	18.60	North Dakota St.	11.00	2	Ark.-Pine Bluff	16.00
Net Punting	113	30.36	UC Davis	40.44	9	Alabama St.	38.48
Punt Returns	43	9.00	N.C. Central	24.50	5	Prairie View	16.50
Kickoff Returns	90	18.63	Wagner	28.25	3	Southern U.	23.97
Turnover Margin	10	.90	Richmond	2.00	1	Alabama A&M	.90
Pass Defense	17	171.80	North Dakota St.	120.80	4	Ark.-Pine Bluff	153.00
Passing Efficiency	51	131.53	Stony Brook	174.02	2	Prairie View	136.04
Sacks	56	1.90	Harvard	4.56	4	Ark.-Pine Bluff	3.10
Tackles For Loss	17	7.10	Mississippi Val.	8.90	5	Mississippi Val.	8.90
Sacks Allowed	42	1.70	Citadel	.20	3	Jackson St.	1.30

T=tied at this ranking

### PLAYER RANKINGS

Player must have played in 75% of team's games  
Summary of the top 100 national leaders and top 25 conference leaders  
15 categories ranked

Category	Player	National Rank	Actual	National Leader	Actual	Conf Rank	Southwestern Conference Leader	Actual
Rushing	Kaderius Lacey	44	89.10	Maysonet (Stony Brook)	156.45	1	Lacey (Alabama A&M)	89.10
	Deaunte Mason		31.80			T-22		
	Brendan Johnson		24.50			25		
Passing Efficiency (Min. 15 Att./Game)	Deaunte Mason	45	132.89	Essington (Stony Brook)	175.83	2	Smiley (Prairie View)	147.35
Total Offense	Deaunte Mason	43	219.10	Heinicke (Old Dominion)	418.80	4	Joseph (Southern U.)	235.80
	Kaderius Lacey		89.10			13		
Receptions Per Game	Montarius Smith	T-95	4.40	Lora (Eastern Ill.)	11.50	6	Doss (Southern U.)	5.80
	Rashaad DeJarnett		3.10			T-16		
Receiving Yards Per Game	Montarius Smith		48.60	Lora (Eastern Ill.)	147.90	12	Richardson (Jackson St.)	103.20
	Rashaad DeJarnett		47.90			13		
	Bobby Goldsby		27.90			T-21		
Interceptions	Jeremy Isabelle	T-92	.25	Ericksen (Illinois St.)	.70	T-5	Cox (Jackson St.)	.40
	Julius Williams	T-92	.25			T-5		
	Derrick Harris		.20			T-11		
	A. J. Clark		.20			T-11		
	Chris Ervin		.12			T-21		
Punting (Min. 3.6 Punts/Game)	Chance Wilson	93	37.07	Murray (Fordham)	46.24	8	Wenzig (Alabama St.)	45.77
Punt Returns (Min. 1.2 Ret./Game)				Shanks (Northern Ariz.)	21.53		Nelson (Prairie View)	16.50
Kickoff Returns (Min. 1.2 Ret./Game)	Terrence Pride	93	19.21	Williams (Furman)	38.93	5	Richardson (Southern U.)	26.25
Field Goals	Chance Wilson		.40	Murray (Fordham)	2.30	T-7	Strickland (Ark.-Pine Bluff)	1.10
Scoring	Deaunte Mason		5.40	McCarney (Colgate)	12.80	T-6	Crowell (Alabama St.)	7.80
	Kaderius Lacey		5.40			T-6		
	Chance Wilson		4.60			11		
All-Purpose Runners	Kaderius Lacey	89	100.50	Varga (Yale)	199.43	4	Hebert (Prairie View)	116.50
	Terrence Pride		59.80			T-21		
Sacks	Preston Nelson		.40	Thurmond (Ark.-Pine Bluff)	1.55	T-8	Thurmond (Ark.-Pine Bluff)	1.55
	Melvin Payne		.30			T-16		
	Phillip Harvey		.22			T-24		
Tackles	Vernon Marshall	T-38	9.40	McCabe (Georgetown)	14.40	2	Ross (Ark.-Pine Bluff)	10.50
Tackles For Loss	Reginald Bailey	T-89	.95	Simpson (Mississippi Val.)	2.05	T-8	Simpson (Mississippi Val.)	2.05
	Vernon Marshall		.85			T-15		

T=tied at this ranking



# Bulldogs in the Polls

## 2012 NCAA Coaches FCS Football Poll

Team (1st-place votes)	2012 Rd	Pts	Pre Rk
1. North Dakota State Bison (121)	9-1	3930	1
2. Montana State Bobcats (20)	9-1	3748	2
3. Sam Houston State Bearkats (14)	8-2	3585	3
4. Old Dominion Monarchs (3)	9-1	3496	4
5. Eastern Washington Eagles	8-2	3362	5
6. Georgia Southern Eagles	8-2	3113	7
7. New Hampshire Wildcats (1)	8-2	2897	10
8. Appalachian State Mountaineers	8-3	2659	12
9. Wofford Terriers	8-2	2502	13
10. Central Arkansas Bears	8-2	2341	14
11. Illinois State Redbirds	8-2	2094	15
12. Stony Brook Seawolves	9-2	1917	6
13. James Madison Dukes	7-3	1885	9
14. Lehigh Mountain Hawks	9-1	1843	8
15. Northern Arizona Lumberjacks	8-2	1594	11
16. Villanova Wildcats	7-3	1477	21
17. Cal Poly Mustangs	8-2	1354	19
18. Indiana State Sycamores	7-3	1294	18
19. Towson Tigers	6-4	1251	17
20. Richmond Spiders	7-3	1153	20
21. South Dakota State Jackrabbits	7-3	1046	16
22. Eastern Kentucky Colonels	8-3	750	22
23. Tennessee State Tigers	8-2	450	24
24. Bethune-Cookman Wildcats	8-2	423	NR
24. Eastern Illinois Panthers	7-3	423	NR

Others receiving votes: Colgate 213, Samford 200, Albany 136, Sacramento State 90, UT Martin 75, Arkansas-Pine Bluff 52, Harvard 43, Youngstown State 40, Wagner 29, McNeese State 28, Northern Iowa 22, Liberty 21, The Citadel 20, Delaware 17, Southern Utah 16, Penn 15, Southern Illinois 13, Chattanooga 7, Coastal Carolina 3, **Alabama A&M** 7, Alabama State 2, Drake 2, North Carolina A&T 2, San Diego 1, Jacksonville 1....

## 2012 Heritage Sports Radio Network Poll

Team (First-place votes)	Rd	Pts	PR
1. Bethune-Cookman Wildcats (14)	8-2	140	1
2. Arkansas-Pine Bluff Golden Lions	8-2	119	2
3. Tennessee State Tigers	8-2	117	3
4. Alabama State Hornets	7-3	103	4
5. Delaware State Hornets	6-4	74	9
5. North Carolina A&T Aggies	6-4	74	8
<b>7. Alabama A&amp;M Bulldogs</b>	<b>7-3</b>	<b>60</b>	<b>5</b>
8. North Carolina Central Eagles	6-4	49	6
9. Jackson State Tigers	6-4	34	NR
10. Howard Bison	6-4	30	7

## 2012 Boxtorow HBCU Football Coaches Poll

Rk	School	W-L	Pts.	Rk
1.	Bethune-Cookman (14)	8-2	167	1
2.	Arkansas-Pine Bluff	8-2	147	2
3.	Tennessee State (3)	8-2	143	3
4.	Alabama State	7-3	118	4
5.	Jackson State	6-4	91	7
6.	Delaware State	6-4	72	8
<b>7.</b>	<b>Alabama A&amp;M</b>	<b>7-3</b>	<b>63</b>	<b>5</b>
8.	North Carolina Central	6-4	50	6
9.	North Carolina A&T	6-4	39	NR
10.	Howard	6-4	30	9

## 2012 Sheridan Broadcasting Network Poll

Team (First-place votes)	Rd	Pts #1	Vts
1. Winston-Salem State Rams (17)	11-0	247	1
2. Bethune-Cookman Wildcats (12)	8-2	239	2
3. Arkansas-Pine Bluff Golden Lions	8-2	221	3
4. Tennessee State Tigers (1)	8-2	173	4
5. Alabama State Hornets	7-3	142	5
6. Tuskegee Golden Tigers	9-1	137	8
7. Jackson State Tigers	6-4	89	NR
<b>8. Alabama A&amp;M Bulldogs</b>	<b>7-3</b>	<b>76</b>	<b>6</b>
9. Miles College Golden Bears	8-2	56	9
10. North Carolina Central Eagles	6-4	42	7

# Quick Facts • Contact Information

## ALABAMA A&M UNIVERSITY

location: Huntsville, AL 35762  
 founded: 1875  
 enrollment: 6,000  
 nickname: Bulldogs  
 school colors: Maroon & White  
 stadium: Louis Crews  
 capacity: 21,000  
 surface: Matrix Artificial Turf  
 affiliation: NCAA Division I (FCS)  
 conference: Southwestern Ath.  
 president: Dr. Andrew Hugine, Jr.  
 office phone: (256) 372-4757  
 faculty rep.: Dr. Ron Slaughter  
 office phone: (256) 372-4285  
 athletics director: Bryan Hicks  
 alma mater/year: Ala. A&M, 1992  
 office phone: (256) 372-5364  
 sr woman admin.: Nedra Brown  
 office phone: (256) 372-4008  
 sports medicine: Jessie Zucnick  
 office phone: (256) 372-4011  
 ath. dept. ph: (256) 372-4001  
 ath. dept. fax: (256) 372-5372

## FOOTBALL HISTORY

first year of football: 1911  
 years in post-season play: 8  
 all-time bowl/playoff recorded: 2-7  
 last app.: 2011 SWAC Title Game  
 result: AAMU 15, Grambling 16  
 all-time record: 387-360-31

## COACHING STAFF

head coach: Anthony Jones  
 alma mater/yr: Wichita State, 1984  
 overall record/yrs: 97-61 (13 yrs.)  
 school record/yrs: 79-48 (11 yrs.)  
 email adr.: anthony.jones@aamu.edu  
 office phone: (256) 372-4015  
 office fax: (256) 372-5373  
 best time to contact: Monday noon presser

## Assistant Coaches

defensive coord: Brawnski Towns  
 off. coord/off. line: Cedric Pearl  
 linebackers: Jay Martin  
 defensive line/recru: Gary Harper  
 defensive backs: Knute Walker  
 wide receivers/aca: John McKenzie  
 runningbacks: Andy Fuller  
 tight ends.: Richard Wilson  
 defensive assistant: Willie Fuller  
 defensive assistant: Clarence Morris

defensive assistant: Rico Porch  
 defensive assistant: Chris Hall

## Football Administration

equipment/oper.: Henry Harris  
 strength and cond.: James Hester  
 office admini.: Bertha Bowers

## 2012 TEAM INFORMATION

2011 record: 8-4  
 SWAC record: 7-2 (SWAC East 2nd)  
 basic offense: Pro Set  
 basic defense: 4-3

Starters:	Return	Lost	Letters
Offense	10	1	16 ret / 4 lost
Defense	6	5	17 ret / 12 lost
Specialty	2	0	2 ret / 0 lost

## SPORTS INFORMATION / MEDIA RELATIONS

director: Brandon Willis  
 alma mater/year: Grambling, 2000  
 office phone: (256) 372-4005  
 e-mail: aamusportsinfo@yahoo.com

assist. director: Oralia Washington  
 alma mater/year: St. Pauls College, 2000  
 office phone: (256) 372-4550  
 e-mail: aamus@yaho.com

graduate assistant: Celeste Roberts  
 alma mater/year: Alabama A&M, 2012  
 office phone: (256) 372-4550  
 e-mail: celestev.roberts@yahoo.com

office location: Louis Crews Stadium  
 office fax: (256) 372-5919  
 press box phone: (256) 372-5153  
 web site: www.aamusports.com  
 twitter: www.twitter.com/aamubulldogs  
 facebook: http://www.facebook.com/pages/Alabama-AM-Bulldogs/  
 mailing address: 4900 Meridian St.

T.M. Elmore Gym, Box 17  
 P.O. Box 1597, Normal, AL 35762

## Print/Broadcast Media in Huntsville

Two local newspapers cover the Bulldogs in-depth, The Huntsville Times and Speaking Out News. The Times' coverage is led by A&M beat writer Reggie Benson, while Speaking Out is headed by Ivan McDowell.

Three major television stations also cover the Bulldogs' every move. The major affiliates of ABC (WAAY-31; Ronnie Duncan, sports director), CBS (WHNT-19; Edward Egros, sports anchor), and NBC (WAFF-48; Scott Theisen, sports director) are all major contributors to the local coverage for Alabama A&M football.

## Louis Crews Stadium Pressbox

The home of the Alabama A&M Bulldogs is Louis Crews Stadium, and the gameday home to media members is the pressbox on the west side of the stadium. The pressbox is located on the second level of the facility and is accessible via the elevators located in the main ticket lobby. With tiered seating available for nearly 50 working press, courtesy phone lines for radio broadcasts, and high-speed internet connections (including wireless access), the pressbox is fully equipped to handle any media request.

## Credential Requests

All media credential requests are handled by the sports information office, Brandon Willis, director. All requests should be made by filling out the online application at least seven days prior to the event.

## Working Press Area Conduct

In accordance with NCAA and Southwestern Athletic Conference regulations, the working press area is to remain a neutral environment. No cheering is allowed at any time. Failure to abide by these standards may result in forfeiture of credentials and expulsion from the working press area.

## Phone Interviews

The A&M Sports Information office will make every attempt to fulfill phone interview requests for out-of-town media members. However, some requests may not be granted based on academic schedules and other team responsibilities. Mondays (after 9 a.m. CST) are most conducive to the team's weekly schedule.

Interview requests for head coach Anthony Jones, his staff and A&M players should be directed to Brandon Willis. To make a request by phone, call 256-372-4005.

# 2012 Bulldog Numerical Roster

no	name	pos	ht	wt	cl	hometown / last school	no	name	pos	ht	wt	cl	hometown / last school
2	Terrance Pride	WR	5-10	182	R-So	Harvest, Ala. / Sparkman	50	Jordan Roman	LS	6-0	220	So	Lithonia, Ga. / Lithonia
3	Reshaad DeJarnett	WR	6-0	201	So	Eclectic, Ala. / Elmore County	51	Robert Nelson	LB	5-11	205	R-Fr	Cordele, Ga. / Tennessee
4	Montarius Smith	WR	6-0	171	R-So	Birmingham, Ala. / Jackson-Olin	52	Montay Rover	LB	6-1	253	Sr	San Antonio, TX. / Scottsdale Ariz.
5	Brandon Wells	QB	6-3	170	R-Fr	Calera, Ala. / Calera	53	Germaine Calmes	LB	6-1	246	R-Fr	Matteson, Ill. / Rich Central
6	Vernon Marshall	DB	5-11	192	Sr	Birmingham, Ala. / Jackson-Olin	54	Conard Johnson	LB	5-11	222	So	Fort Lauderdale, Fla. / Blance Ely
8	A.J. Clark	DB	6-2	185	R-So	Pensacola, Fla. / Pine Forest	56	Embrel Vaughn	LB	6-0	228	Fr	Jackson, Ala. / Jackson
9	Chance Wilson	P/K	5-9	191	Sr	Huntsville, Ala. / Buckhorn	57	Quintin Robinson	DL	5-11	220	R-So	Nashville, Tenn. / Hunter Lane
10	David Isabelle	QB	6-3	193	Sr	Huntsville, Ala. / J.O. J.(UAB)	58	David Dagrinn	DE	6-3	195	R-Fr	Miami, Fla. / Jackson
11	Deaunte Mason	QB	6-3	225	Sr	Nashville, Tenn. / Pearl-Cohn	59	Keith Wainwright	LB	6-0	226	Fr	Huntsville, Ala. / J. O. Johnson
12	Jeremy Isabelle	DB	5-11	180	So	Huntsville, Ala. / Johnson	62	Joaquensi Eugene	OL	6-1	295	R-Sr	Miami, Fla. / Miami Jackson
13	Daniel Horton	K	6-2	175	Fr.	Huntsville, Ala. / Grissom	63	Jawanza Vickers	DL	6-0	310	So	Enterprise, Ala. / Enterprise
14	Nicholas Shoaf	DB	5-9	181	R-So	Van Nuys, Calif. / Birmingham	66	Lorenzo Pittman	OL	5-11	287	Fr	San Diego, Calif. / Mission Bay
15	Julius Williams	DB	6-2	196	Jr	Syracuse, N.Y. / Huds. Val. (N.Y.)	67	Jamaal Johnson-Webb	OL	6-5	318	Sr	Atlanta, Ga. / Mundy's Mill
16	Rashad Anderson	DB	5-10	160	Sr	Hazel Green, Ala. / Hazel Green	68	Alan Cruz	OL	6-2	337	R-Jr	Huntsville, Ala. / Buckhorn
18	Cedric Clayborn	DB	5-11	175	Sr	Fort Worth, Texas / Dunbar	69	Nikko Reece-Henry	OL	6-1	280	Fr	San Diego, Calif. / Lincoln
19	O'Derius Williams	WR	6-0	170	Fr	Montgomery, Ala. / Jeff Davis	70	Devin Dobbens	OL	6-2	310	Fr	Oklahoma City, Okla. / Millwood
20	Terrell Badie	RB	5-7	207	Sr	Lake Worth, Fla. / Santaluces	71	James Driver	OL	6-6	314	Fr	Queens, NY. / Campus Magnet
21	Marcus Dozier	DB	5-9	190	So	Huntsville, Ala. / Hargrave Mili.	73	Bryant Ross	OL	6-2	305	Sr	Atlanta, Ga. / West Hills (Ca.) Co.
23	Derrick Harris	DB	5-11	175	Jr	Stone Mountain, Ga. / Stone Mt.	74	Winston Hunt	OL	6-7	310	Fr	Wetumpka, Ala. / N. M. Mil. JC
24	Joshua Udeh	DB	6-2	215	Sr	San Diego, Cal. / Grossmont Coll	76	Todd Vaughn	OL	6-2	250	Fr	Toledo, Ohio / Langston Hughes
25	Jimelle James	LB	6-2	190	So	Palm Beach, Fla. / W. T. Dwyer	77	Justin Goodrich	OL	6-1	308	Jr	Huntsville, Ala. / Buckhorn
26	Austin Jones	DB	6-0	175	Fr	Riverwoods, Illi. / Deerfield	79	Jared Bing	OL	6-3	256	Sr	Augusta, Ga. / Cross Creek
27	Jamel Morris	DB	5-9	175	So	Tuscumbia, Ala. / Deshler	80	Torey Smith	WR	5-11	181	Sr	Birmingham, Ala. / Midfield
28	Dee Lett	DL	5-11	225	Sr	Hopkinsville, Kent. / Christian C	81	Jeremy Ford	WR	6-2	185	Fr	Irvington, Ala. / Alma Bryant
29	Greg Jones	DB	6-4	205	Fr	Mobile, Ala. / Murphy	83	Derrick Square	WR	6-3	181	R-Fr	Birmingham, Ala. / Parker
30	Brendan Johnson	RB	5-7	183	So	Atlanta, Ga. / Carver	84	Tevin McKenzie	WR	5-10	185	Fr	Mobile, Ala. / Murphy
31	Marcus Thomas	WR	6-3	183	Fr	Birmingham, Ala. / Park	85	Kenneth Harris	TE	6-4	250	Sr	Decatur, Ga. / Columbia
32	Jeshun Horton	DB	5-9	175	Fr	Birmingham, Ala. / Huffman	86	Toriono Upshaw	TE	6-2	247	R-So	Brantley, Ala. / Brantley
33	Darrian Graham	DB	6-1	210	Fr	Russellville, Ala. / Russellville	87	Jonathan Dorsey	TE	6-6	205	Fr	Tuskegee, Ala. / Booker T. Wash.
34	Chartavious Keith	WR	6-2	213	So	Talladega, Ala. / Talladega	88	Bobby Goldsby	TE	6-4	226	Sr	Leominster, Mass. / Leominster
35	Kaderius Lacey	RB	6-0	230	Sr	Calera, Ala. / Calera	89	Demario Ross	WR	6-0	209	Jr	Selma, Ala. / Selma
36	Chris Ervin	DB	6-0	195	So	Pleasant Grove, Ala. / Pleasant Gr.	90	Anthony Lanier	DT	6-8	260	R-Fr	Savannah, Ga. / Jenks
37	Brandon Eldemire	RB	5-8	175	R-Fr	Miami, Fla. / Krop	91	Phillip Harvey	DL	6-4	220	Jr	Atlanta, Ga. / Carver
38	Talmadge McCloud	FB	6-0	275	R-Fr	Fort Lauderdale, Fla. / Dillard	92	Dominique Wright	DL	6-2	245	R-So	Hallandale, Fla. / Hallandale
39	Theron Rice	DB	5-10	160	Jr	Madison, Ala. / Sparkman	93	Areka Jackson	DL	6-3	294	R-Fr	Valley, Ala. / Valley
40	Joseph Porter	RB	5-8	231	R-So	Phenix City, Ala. / Central	94	Preston Nelson	DL	6-4	231	Sr	Bessemer, Ala. / McAdory
41	Nick Richardson	WR	6-1	180	Fr	Madison, Ala. / Sparkman	95	Reginald Bailey	DE	6-2	230	Jr	Picayune, Miss. / Pearl River JC
42	Bryan Nelson	FB	5-8	242	Jr	Bessemer, Ala. / Jess Lanier	96	Melvin Payne	DL	6-2	241	Sr	Mobile, Ala. / Ohio Univ.
43	Ryan Jackson	LB	5-10	205	So	Huntsville, Ala. / J. O. Johnson	97	Tim Tillman	DL	6-1	285	Sr	Augusta, Ga. / Evans
45	Alex Coleman	TE	6-2	260	R-So	Memphis, Tenn. / Hamilton	98	Cordero Dade	DE	6-5	200	Fr	Robertsdale, Ala. / Robertsdale
46	Cuevas Dargan	LB	5-9	233	R-Jr	East Point, Ga. / Tri-Cities	99	Corey Johnson	DE	6-3	205	Fr	Anniston, Ala., / Anniston
47	Tremaine Shepherd	DB	5-10	170	Jr	Miami, Fla. / Miramar		Ja' Won Arrington	RB	5-11	208	R-Fr	Birmingham, Ala. / Wenonah
48	Denzel Cotton	LB	6-1	218	Sr	Birmingham, Ala. / Pleasant Gro		David Houston	DB	5-11	175	R-Fr	Livingston, Ala. / Livingston
49	Chris Walker	LB	6-2	245	Fr	Mobile, Ala. / Davidson		C'Quinn Tolbert	DB	5-11	190	R-Fr	Montgomery, Ala. / Lanier

Breakdown: States: Alabama (46); Georgia (13); Florida (10); California (4); Tennessee (3); New York (2); Kentucky (1); Illinois (2); Mississippi (1); Texas (1); Ohio (1) Oklahoma (1); Massachusetts (1).

Position: Offense - QB (3); RB (5); FB (2); WR (13); TE (4); OL (12); PK (2); Defense - DL (14); LB (12); DB (20); ; LS(1).  
Year: Seniors (23); Juniors (10); Sophomores (14); Freshmen (34).



# 2012 Bulldog Depth Chart & Alphabetical Roster

## Offensive 2-Deep Roster

### Quarterback

11 Deaunte Mason (6-3, 209, Sr)  
10 David Isabelle (6-3, 185, R-Sr)

### Tailback

35 Kaderius Lacey (6-0, 218, Sr)  
30 Brendan Johnson (5-7, 183, So)

### Fullback

42 Bryan Nelson (5-8, 242, So)  
38 Talmadge McCloud (6-0, 275, R-Fr)

### Wide Receiver (Z)

4 Montarius Smith (6-0, 170, R-So)  
89 Demario Ross (6-0, 180, Jr)

### Wide Receiver (X)

2 Terrance Pride (5-11, 170, R-So)  
34 Chartavious Keith (6-2, 213, So)

### Tight End

88 Bobby Goldsby (6-4, 206, Sr)  
86 Toriono Upshaw (6-2, 247, So)

### Left Tackle

67 Jamaal J. Webb (6-5, 296, Sr)  
71 James Driver (6-6, 314 Fr)

### Left Guard

73 Bryant Ross (6-2, 300, Sr)  
79 Jared Bing (6-3, 256, Sr)

### Center

62 Joaquenssi Eugene (6-2, 292, Sr)  
69 Nikko Reece-Henry (6-1, 280, Fr)

### Right Guard

77 Justin Goodrich (6-1, 325, Jr)  
66 Lorenzo Pittman (5-11, 287, Fr)

### Right Tackle

68 Alan Cruz (6-2, 270, R-So)  
74 Winston Hunt (6-7, 310, Fr)

### Specialist

Place-Kicker / Punter  
9 Chance Wilson (5-9, 185, Sr)

### Long Snapper

50 Jordan Roman (6-0, 215, Jr)

## Defensive 2-Deep Roster

### Left End

99 Corey Johnson (DE, 6-3, 205, Fr)  
91 Phillip Harvey (6-4, 220, Jr)

### Left Tackle

97 Tim Tillman (6-1, 285, Sr)  
90 Anthony Lanier (6-8, 260, R-Fr)

### Right Tackle

94 Preston Nelson (6-4, 273, Sr)  
93 Areka Jackson (6-3, 294, R-Fr)

### Right End

95 Reginald Bailey (6-2, 230, Jr)  
96 Melvin Payne (6-2, 241, Sr)

### Linebacker (Mike)

52 Montay Rover (6-1, 253, Sr)  
54 Conard Johnson (5-11, 222, So)

### Linebacker (Sam)

48 Denzel Cotton (6-1, 215, Sr)  
43 Ryan Jackson (5-10, 205, So)

### Linebacker (Will)

6 Vernon Marshall (5-11, 188, Sr)  
12 Jeremy Isabelle (5-11, 180, So)

### Strong Safety

36 Chris Ervin (6-0, 195, So)  
24 Joshua Udeh (6-2, 215, Sr)

### Free Safety

15 Julius Williams (6-2, 196, Sr)  
27 Jamel Morris (5-9, 175, So)

### Left Corner

8 A.J. Clark (6-2, 185, R-So)  
47 Tremaine Sheperd (5-10, 170, Jr)

### Right Corner

23 Derrick Harris (5-10, 170, Jr)  
14 Nicholas Shoaf (5-9, 181, R-So)

### Specialist

Punt Returner  
4 Montarius Smith (6-0, 170, R-So)

### Kickoff Return

2 Terrance Pride (5-11, 170, R-So)  
30 Brendan Johnson (5-7, 183, So)

16 Rashad Anderson	35 Kaderius Lacey
20 Terrell Badie	90 Anthony Lanier
95 Reginald Bailey	28 Dee Lett
79 Jared Bing	6 Vernon Marshall
53 Germaine Calmes	11 Deaunte Mason
8 A. J. Clark	38 Talmadge McCloud
18 Cedric Clayborn	84 Tevin McKenzie
45 Alex Coleman	27 Jamel Morris
48 Denzel Cotton	42 Bryan Nelson
68 Alan Cruz	94 Preston Nelson
98 Cordero Dade	51 Robert Nelson
58 David Dagrín	96 Melvin Payne
46 Cuevas Dargan	66 Lorenzo Pittman
3 Reshaad DeJarnett	40 Joseph Porter
70 Devin Dobbens	2 Terrance Pride
87 Jonathan Dorsey	69 Nikko Reece-Henry
21 Marcus Dozier	39 Theron Rice
71 James Driver	41 Nick Richardson
37 Brandon Eldemire	57 Quintin Robinson
36 Chris Ervin	50 Jordan Roman
62 Joaquenssi Eugene	73 Bryant Ross
81 Jeremy Ford	89 Demario Ross
88 Bobby Goldsby	52 Montay Rover
77 Justin Goodrich	47 Tremaine Shepherd
33 Darrin Graham	14 Nicholas Shoaf
23 Derrick Harris	4 Montarius Smith
85 Kenneth Harris	80 Torey Smith
91 Phillip Harvey	83 Derrick Square
13 Daniel Horton	Marcus Thomas
32 Jeshun Horton	97 Tim Tillman
David Houston	C'Quinn Tolbert
74 Winston Hunt	24 Joshua Udeh
10 David Isabelle	86 Toriono Upshaw
12 Jeremy Isabelle	56 Embrel Vaughn
93 Areka Jackson	76 Todd Vaughn
43 Ryan Jackson	63 Jawanza Vickers
25 Jimelle James	59 Keith Wainwright
30 Brendan Johnson	49 Chris Walker
54 Conard Johnson	5 Brandon Wells
99 Corey Johnson	15 Julius Williams
67 Jamaal Johnson-Webb	19 O'Darius Williams
26 Austin Jones	9 Chance Wilson
29 Greg Jones	31 Ja' Won Arrington
	92 Dominique Wright

### 2012 Seniors

20 Terrell Badie  
79 Jared Bing  
18 Cedric Clayborn  
48 Denzel Cotton  
62 Joaquenssi Eugene  
88 Bobby Goldsby  
Chris Hall  
85 Kenneth Harris  
10 David Isabelle  
67 Jamaal Johnson-Webb  
35 Kaderius Lacey  
28 Dee Lett

### 2012 Seniors

6 Vernon Marshall  
11 Deaunte Mason  
94 Preston Nelson  
96 Melvin Payne  
73 Bryant Ross  
52 Montay Rover  
80 Torey Smith  
97 Tim Tillman  
24 Joshua Udeh  
15 Julius Williams  
9 Chance Wilson

# Head Coach • Anthony Jones



Anthony Jones will enter his 14th season as a head coach and the 11th as the leader of the AAMU Bulldog football program. In 2006, Jones led the Bulldogs to their first SWAC title and tied the school record with nine victories. The Bulldogs posted back-to-back nine-win seasons in 2005 and 2006. The 2006 SWAC Coach of the year has led A&M to five SWAC title games in ten seasons and enters the 2012 campaign with a 90-58 career record.

With his 72-45 record while at Alabama A&M, Jones has won a greater percentage of his games than any coach in Alabama A&M history. His .639 winning percentage stands one point ahead of legendary A&M coach Louis Crews, who won 62 percent of his games over 16 years leading the Bulldogs. Jones' 72 wins at A&M rank second all-time behind Crews, who won 93 games at A&M. In 2005, Jones led the Bulldogs to their second SWAC East Championship under his reign, and a 9-3 record. The nine wins also earned Jones a milestone victory in the regular season finale, a 31-16 win at Prairie View served as the 50th win in Jones' career.

After the Bulldogs posted tremendous 8-4 records in each of his first two seasons in 2002 and 2003, the team from the Rocket City capped off another outstanding season in 2004 with a 7-4 mark. With a 21-7 victory in the Magic City Classic Jones is 7-1 in his eight seasons against in-state rival Alabama State. The 2005, 2006, 2007 and 2009 teams also captured the John Merritt Classic title, defeating Tennessee State in the season-opener. Alabama A&M remains the only visiting team to have beaten Tennessee State in the John Merritt Classic's history.

Twice, Jones has led A&M to six-game winning streaks in his tenure. After two early losses in 2002, Jones' Bulldogs won six straight and eight of nine to finish the regular season. The Bulldogs captured the SWAC East (6-1). This led to A&M's second berth in the SWAC championship in three years. In 2005, after

a disappointing Homecoming loss to Texas Southern, the Bulldogs regrouped and won six straight games to finish the regular season en route to another SWAC East title and a berth in the SWAC Championship game. The 2009 season saw three two game win streaks and victories over Jackson State (13-5) and Mississippi Valley (17-12) in the final two contest of the season to earn Jones his fourth SWAC East championship and title game appearance where the Maroon & White fell 24-30 to Prairie View A&M. Last season Jones took his (3-8) 2010 squad and changed them into the 2011 Eastern Division champions advancing to their fifth conference championship contest. That year also marked seven straight victories for the Bulldogs after starting the season 0-2. The streak, noted as a first in Jones history, also included three television appearances, his 90th career victory and his eighth career Magic City Classic victory. Jones was named SWAC Coach of the Year by CollegeSportsMadness.com.

Jones arrived at Alabama A&M from Morehouse College in Atlanta, Georgia, where he spent four years. After serving as the offensive coordinator and assistant head coach in his first year with the Maroon Tigers, he was promoted to head coach in 1999. After going 2-8 in his first season, Jones led the Tigers to the first back-to-back eight-win seasons in school history. He was named SIAC Coach of the year both times. The 2000 campaign (8-3) qualified him and the Tigers as the second-most improved team in NCAA Division II.

Following his second consecutive eight-win season (8-2), Jones was one of three finalists for the 2001 Eddie Robinson Coach of the year Award along with Doug Williams (Grambling State) and Rick Comegy (Tuskegee). He was a finalist again in 2002, his inaugural season at AAMU when he became just the second coach in AAMU history to win the Magic City Classic and Homecoming in his first year as head coach (Ray Bonner in 1992). He was named to the Eddie Robinson Coach of the year Award in 2011 for the work he did during his tenth season.

Jones is a native of Baltimore, Maryland. He played college football at Wichita State University for Willie Jeffries, where he earned several honors as a tight end, including the Ben Hustle Award (1981), and All-Missouri Valley Conference (1983). Following his senior season with the Shockers, Jones went on to play for the Redskins in the National Football League, where he helped Washington win the 1987 Super Bowl. The Redskins traded him to the San Diego Chargers during the 1988 season, but Jones was forced to retire after suffering a knee injury before the next season.

In 1991 Jones joined the staff at Western Maryland College in Westminster, Maryland, where he served as the receivers/tight ends coach. Jones moved to South Carolina State University in 1992, where he rejoined his mentor, Willie Jeffries, as a defensive assistant. In 1993, he was promoted to offensive coordinator at SCSU, a position that he held until his

departure for Morehouse in 1998. In 1994, SCSU won the MEAC title and earned the Black College National Champions following a win over Grambling at the Heritage Bowl.

Jones and his wife, Valerie, have two sons, Drew and Julian.

## Coaching Record (91-58, 73-45 A&M)

		<i>Overall</i>	<i>Conf.</i>
1999	Morehouse	2-8	
2000	Morehouse	8-3	
2001	Morehouse	8-2	
		<u>18-13</u>	
2002	Alabama A&M	8-4	6-1
2003	Alabama A&M	8-4	4-3
2004	Alabama A&M	7-4	5-2
2005	Alabama A&M	9-3	7-2
2006	Alabama A&M	9-3	6-3
2007	Alabama A&M	8-3	6-3
2008	Alabama A&M	5-7	4-3
2009	Alabama A&M	7-5	4-3
2010	Alabama A&M	3-8	2-7
2011	Alabama A&M	8-4	7-2
2012	Alabama A&M	7-3	5-2
		<u>79-48</u>	<u>56-31</u>
		<b>97-61</b>	

- 2006 SWAC Champions
- 2006 SWAC Coach of the Year
- 2011 College Sports Madness.com Coach of the Year
- 2011, 2009, 2006, 2005, 2002 SWAC Eastern Division Champions

## Record vs. Opponents

Alabama State	8-2
Albany State	2-1
Alcorn State	7-4
Allen	1-0
Arkansas-Pine Bluff	9-3
Benedict	2-1
Bowie State	2-0
Central State	2-0
Clark-Atlanta	3-1
Elizabeth City State	1-0
Fort Valley State	0-3
Grambling	3-9
Hampton	1-1
Jackson State	4-5
Jacksonville State	0-4
Kentucky State	2-1
Lane	3-0
Louisiana-Monroe	0-1
Miles	2-1
Mississippi Valley State	9-1
Morris Brown	0-1
Prairie View A&M	5-6
Savannah State	2-0
Southern	5-4
Stillman	3-0
Tennessee State	6-3
Texas Southern	6-2
Tuskegee	5-3
Virginia Union	0-1

# Partial School Records

NOTE: This is an attempt to build a complete records section for Alabama A&M football. With the lack of accurate records throughout its history, there are gaps in the complete records. Please report any known gaps and evidence thereof to the AAMU Sports Information Department so that we can continue to build an accurate records section.

## RUSHING YARDS

Career - 2776; Kaderius Lacey 2009-12  
 Season -1143; Kaderius Lacey, 2011  
 Game - 229; Reginald Whitehead, 1996 vs. Tuskegee  
 Play - 75; Tracy Kendall, 1989 vs. Grambling

## PASSING YARDS

Career - 7353; Tracy Kendall, 1988-91  
 Season - 2884; Tracy Kendall, 1989  
 Game - 514; Tracy Kendall, 1989 vs. Clark-Atlanta  
 Play - 97; George McCalep, 1958 vs. Xavier

## PASSING TOUCHDOWNS

Career - 56; Kelcy Luke, 2004-07  
 Season - 26; Tracy Kendall, 1989  
 Game - 7; Tracy Kendall, 1989 vs. Clark-Atlanta

## COMPLETIONS

Game - 33; Tracy Kendall, 1989 vs. Clark-Atlanta

## PASSING ATTEMPTS

Game - 57; Chris Gunn, 2000 vs. Southern

## TOTAL OFFENSE

Game - 584; Tracy Kendall, 1989 vs. Clark-Atlanta

## RECEIVING YARDS

Season -1812; Barry Wagner, 1989  
 Game - 370; Barry Wagner,

1989 vs. Clark-Atlanta

Play - 97; Charles McShann, 1958 vs. Xavier

## RECEPTIONS

Career - 205; Thomas Harris, 2006-09  
 Season - 112; Barry Wagner, 1989  
 Game - 23; Barry Wagner, 1989 vs. Clark-Atlanta

## TOUCHDOWNS SCORED

Career -26; Ulysses Banks, 2006-09  
 Season -17; Barry Wagner, 1989  
 Game - 5; Barry Wagner, 1989 vs. Clark-Atlanta

## POINTS

Career - 255; Jeremy Licea, 2006-09  
 Season - 106; Barry Wagner, 1989  
 Game - 30; Barry Wagner, 1989 vs. Clark-Atlanta

## TACKLES

Career - 369; Jamaal Ware, 1998-02  
 Season - 110; Johnny Baldwin, 2006  
 110; Jamaal Ware, 2002  
 Game - 17; Johnny Baldwin, 2006 vs. Alabama State  
 17; Lionel Macklin, 2001 vs. Miles

## SACKS

Career -41.5; Robert Mathis, 1999-02  
 Season -20.0; Robert Mathis, 2002  
 Game - 5.0; Robert Mathis, 2002 vs. Prairie View A&M

## TACKLES FOR LOSS

Career - 88.5; Robert Mathis, 1999-02  
 Season -32.0; Robert Mathis, 2000  
 32.0; Corey Hart, 2011  
 Game - 8.0; Robert Mathis, 2002 vs. Prairie View A&M

## INTERCEPTIONS

Career - 29; Brawnski Towns, 1966-69  
 Season - 13; Bernard Corbin, 1966



## LONGEST KICKS

Punt - 72; Sam Garth, 1988 vs. Albany State  
 Field Goal - 49; Chance Wilson, 2011 vs. Jackson

## PUNT AVERAGE

Season -46.5; Erskine Valrie, 1966

## FIELD GOALS MADE

Career - 34; Jeremy Licea, 2006-Present  
 Season -16; Jeremy Licea, 2007  
 Game - 4; Jeremy Licea, 2007 vs. Jackson State  
 4; Rashad Cylar, 2003 vs. Alabama State

## SINGLE PLAY RETURN YARDS

Interception - 100; Antonio Nelson, 2005 vs. Tennessee State  
 100; Tyrone English, 1991 vs. Central Florida  
 Kickoff - 99; Ulysses Banks, 2006 vs. Southern  
 Punt - 85; Anthony Grant, 1985 vs. Morris Brown  
 Fumble - 95; Donuell Fisher, 2000 vs. Grambling



# Record vs. Opponents • Coaching Records

Opponent	First			Last			Opponent	First			Last				
	Meeting	Result	Meeting	Result	w	l		t	Meeting	Result	Meeting	Result	w	l	t
Alabama State	1924	L, 0-30	2011	W, 20-19	36	37	3	Mississippi Valley	1941	W, 54-0	2011	W, 37-14	18	7	0
Albany State	1950	L, 6-7	1997	L, 13-25	17	14	0	Morehouse	1952	T, 6-6	1997	W, 38-14	18	5	1
Alcorn State	1938	L, 6-19	2011	W, 28-14	15	6	0	Morgan State	1979	W, 27-7	1979	W, 27-7	1	0	0
Allen	1956	L, 0-25	2005	W, 42-0	4	4	0	Morris Brown	1930	L, 0-7	2001	L, 13-16	18	16	2
Ark.-Pine Bluff	1980	W, 41-13	2011	W, 28-27	13	5	0	Morristown JC	1929	W, 31-6	1935	W, 13-6	3	0	0
Auburn University	2012		2012		0	0	0	North Alabama	1975	L, 29-48	1997	L, 20-49	3	18	1
Benedict	1942	L, 6-18	1966	W, 44-28	4	8	0	Okolona	1938	W, 39-0	1941	W, 52-0	2	0	0
Bethune-Cookman	1940	T, 0-0	1979	W, 12-0	4	10	1	Paine	1949	W, 39-0	1949	W, 39-0	1	0	0
Bishop	1961	L, 20-26	1962	W, 36-32	1	1	0	Philander Smith	1954	W, 13-12	1962	W, 32-6	5	1	0
Central Florida	1981	W, 23-15	1982	W, 31-10	2	0	0	Prairie View A&M	1932	W, 9-7	2011	W, 17-15	8	6	0
Central State	1977	L, 7-30	2010	W, 45-0	3	3	1	Rust	1929	W, 19-7	1935	W, 12-7	2	1	0
Chattanooga AS	1949	W, 39-13	1949	W, 39-13	1	0	0	Savannah State	1965	W, 28-0	2004	W, 44-12	15	4	2
Clark-Atlanta	1982	W, 27-6	2007	W, 41-10	14	1	0	Selma	1930	W, 33-0	1931	W, 45-0	2	0	0
Dillard	1937	W, 13-0	1962	L, 8-12	4	3	0	South Carolina State	1946	L, 0-26	1974	L, 14-31	5	16	2
Edward Waters	1940	L, 14-26	1942	W, 36-0	2	1	0	Southern	1939	L, 6-26	2011	L, 21-6	6	7	0
Fisk	1912	L, 0-15	1978	W, 28-7	15	9	2	Stillman	1937	W, 45-6	2006	W, 21-14	5	0	0
Florida A&M	1932	L, 0-26	1979	W, 19-14	2	14	0	Swift	1947	W, 14-0	1947	W, 14-0	1	0	0
Fort Benning	1945	L, 0-12	1945	L, 0-12	0	1	0	Talladega	1927	L, 0-44	1939	T, 0-0	6	6	3
Fort Valley	1933	L, 0-12	1997	W, 33-26	14	15	1	Tennessee State	1930	L, 0-12	2010	L, 27-14	8	21	0
Grambling	1941	W, 27-0	2011	L, 15-16	17	5	0	Texas Southern	2001	W, 24-20	2011	W, 24-21	7	2	0
Hampton University	2008	W, 31-24	2011	L, 21-20	1	1	0	Tilotsen	1949	W, 24-0	1950	W, 12-7	2	0	0
Henderson State	2000	W, 39-10	2000	W, 39-10	1	0	0	Tougaloo	1959	W, 24-0	1960	W, 8-6	2	0	0
Howard	1992	L, 7-28	1992	L, 7-28	0	1	0	Troy	2000	L, 13-28	2000	L, 13-28	0	1	0
Jackson State	1948	W, 12-6	2011	W, 34-6	8	14	0	Tuskegee	1932	L, 0-7	2012	W, 7-6	26	19	4
Jacksonville State	1975	L, 0-42	2008	W, 45-13	2	22	2	Walden	1926	L, 0-14	1926	L, 0-14	0	1	0
Kentucky State	1930	T, 6-6	1997	L, 20-27	1	4	1	W. Kentucky Ind.	1935	L, 12-27	1937	L, 12-27	0	2	0
Knoxville	1929	T, 0-0	1990	W, 38-14	18	8	2	Wilberforce	1940	L, 7-30	1942	L, 0-13	0	3	0
Lane	1935	W, 2-0	1989	W, 69-15	10	12	2	Xavier	1948	W, 12-0	1959	L, 6-22	2	5	1
Lemoyne Owen	1933	L, 8-28	1950	W, 7-6	2	3	0	Youngstown State	1979	L, 0-52	1979	L, 0-52	0	1	0
Louisiana-Monroe	2008	L, 15-37	2008	L, 15-37	0	1	0								
Miles	1929	W, 13-0	2001	W, 21-17	25	5	1	All-Time	60 opponents				389	360	31

## All-Time Coaching Records

Chronologically				By Victories			
Years	Name	Record	Pct.	Years	Name	Record	Pct.
1924-26	M.S. Bullock	0-3-0	.000	1960-75	Louis Crews	93-53-3	.624
1927	Shag Harris	0-1-0	.000	2002-present	Anthony Jones	79-48-0	.633
1928-32	Clift Green	10-18-2	.333	1979-83, 86-88	Ray Greene	53-27-5	.623
1933	"Sticky" Jacobs	2-3-0	.400	1942, 45-59	George Hobson	43-83-10	.316
1934-36	Porter James	4-10-3	.235	1998-2001	Ron Cooper	22-23-0	.489
1937-40	Dwight Fisher	16-11-6	.485	1995-97	Ken Pettiford	18-15-0	.545
1941	Donald "Dyke" Smith	6-4-0	.600	1989-91	George Pugh	17-12-0	.586
1942, 45-59	George Hobson	43-83-10	.316	1937-40	Dwight Fisher	16-11-6	.485
1960-75	Louis Crews	93-53-3	.624	1928-32	Clift Green	10-18-2	.333
1976	Curtis Gentry	3-8-0	.273	1977-78	Theophilus Danzy	9-13-0	.409
1977-78	Theophilus Danzy	9-13-0	.409	1991-93	Ray Bonner	9-17-1	.333
1979-83, 86-88	Ray Greene	53-27-5	.623	1984-85	Ed Wyche	8-11-3	.364
1984-85	Ed Wyche	8-11-3	.364	1941	Donald "Dyke" Smith	6-4-0	.600
1989-91	George Pugh	17-12-0	.586	1994	Reggie Oliver	4-7-0	.364
1991-93	Ray Bonner	9-17-1	.333	1934-36	Porter James	4-10-3	.235
1994	Reggie Oliver	4-7-0	.364	1976	Curtis Gentry	3-8-0	.273
1995-97	Ken Pettiford	18-15-0	.545	1933	"Sticky" Jacobs	2-3-0	.400
1998-2001	Ron Cooper	22-23-0	.489	1927	Shag Harris	0-1-0	.000
2002-present	Anthony Jones	79-48-0	.633	1924-26	M.S. Bullock	0-3-0	.000



# Starters by Game • Bulldog Trends

OFFENSE	LT	LG	C	RG	RT	WR	WR	QB	RB	TE	PK
TUSKEGEE	Johnson-Webb	Ross	Eugene	Goodrich	Cruz	DeJarnett	Smith	Mason	Lacey	Goldsby	Wilson
UAPB	Johnson-Webb	Ross	Eugene	Goodrich	Cruz	DeJarnett	Smith	Mason	Lacey	Goldsby	Wilson
PVAMU	Johnson-Webb	Ross	Eugene	Goodrich	Cruz	DeJarnett	Smith	Mason	Lacey	Goldsby	Wilson
TSU	Johnson-Webb	Bing	Eugene	Goodrich	Cruz	DeJarnett	Smith	Mason	Johnson	Goldsby	Wilson
GSU	Johnson-Webb	Bing	Eugene	Goodrich	Cruz	DeJarnett	Smith	Mason	Lacey	Goldsby	Wilson
MVSU	Johnson-Webb	Bing	Eugene	Goodrich	Cruz	DeJarnett	Smith	Mason	Johnson	Goldsby	Wilson
ALCORN	Johnson-Webb	Bing	Eugene	Goodrich	Cruz	DeJarnett	Smith	Mason	Lacey	Goldsby	Wilson
ALA. STATE	Johnson-Webb	Bing	Eugene	Goodrich	Cruz	DeJarnett	Smith	Mason	Lacey	Goldsby	Wilson
SOUTHERN	Johnson-Webb	Bing	Eugene	Goodrich	Cruz	Pride	Smith	Mason	Lacey	Goldsby	Wilson
JACKSON ST.	Johnson-Webb	Bing	Eugene	Goodrich	Cruz	DeJarnett	Smith	Mason	Lacey	Goldsby	Wilson

DEFENSE	DE	DT	DT	DE	SLB	MLB	WLB	CB	FS	SS	CB	P
TUSKEGEE	Harvey	Tillman	Nelson	Bailey	Cotton	Rover	Marshall	Clark	Morris	Isabelle	Harris	Wilson
UAPB	Lanier	Tillman	Lanier	Bailey	Cotton	Rover	Marshall	Clark	Morris	Isabelle	Harris	Wilson
PVAMU	Harvey	Tillman	Nelson	Bailey	Cotton	Rover	Marshall	Clark	Williams	Isabelle	Harris	Wilson
TSU	Harvey	Tillman	Nelson	Bailey	Cotton	Rover	Marshall	Clark	Williams	Ervin	Harris	Wilson
GSU	Johnson	Tillman	Nelson	Bailey	Cotton	Rover	Marshall	Clark	Williams	Ervin	Harris	Wilson
MVSU	Johnson	Tillman	Nelson	Bailey	Cotton	Rover	Marshall	Clark	Williams	Ervin	Harris	Wilson
ALCORN	Johnson	Tillman	Nelson	Bailey	Bailey	Rover	Marshall	Clark	Williams	Ervin	Harris	Wilson
ALA. STATE	Johnson	Tillman	Nelson	Bailey	Rover	Cotton	Marshall	Clark	Williams	Ervin	Harris	Wilson
SOUTHERN	Johnson	Tillman	Nelson	Bailey	Rover	Cotton	Marshall	Clark	Clayborn	Ervin	Harris	Wilson
JACKSON ST.	Harvey	Tillman	Nelson	Bailey	Nelson	Cotton	Marshall	Clark	Clayborn	Isabelle	Harris	Wilson

Bulldog Trends 2012		<u>AAMU's Record in Games...</u>	25+ points	1-2	200+ yards rushing	2-1
		decided by 7 pts or less	2-1		250+ yards rushing	0-0
September	5-0	decided by 3 pts or less	2-1	<u>AAMU's Record When...</u>	less than 200 yards pass	2-2
October	1-2	Away during the day	2-1	Leading after the 1st qtr		
November	1-1	Away at night	2-0	Trailing after the 1st qtr	4-0	
		Home during the day	1-2	Leading at halftime	4-0	<u>AAMU's Record When Allow-</u>
<u>AAMU's Conference Record...</u>		Home at night	2-0	Trailing at halftime	2-3	<u>ing...</u>
at home	3-1			Leading after the 3rd qtr	5-0	less than 200 total yards
on the road	3-1	<u>AAMU's Record When Scoring...</u>		Trailing after the 3rd qtr	0-3	less than 300 total yards
neutral	0-1	less than 20 points	2-2	Tied going into the 4th qtr	0-0	less than 400 total yards
		20+ points	1-1			400+ yards total offense
<u>AAMU's Non-Confer. Record...</u>		25+ points	4-0	<u>AAMU's Record With...</u>		less than 100 yards rush
at home	0-0			less than 300 yards	3-1	100+ yards rush
on the road	0-0	<u>AAMU's Record When Allow-</u>		400+ yards total offense	3-1	less than 200 yards pass
neutral	1-0	<u>ing...</u>		less than 100 yards rush	0-1	less than 250 yards pass
		14 or fewer points	4-0	100+ yards rushing	6-2	less than 300 yards pass
		24 or fewer points	2-1	150+ yards rushing	2-2	300+ yards pass
						0-0

# Game 1 • A&M 7 vs. Tuskegee 6

Sept. 1, 2012 • Legion Field • Birmingham, Ala. • 21,400

BIRMINGHAM – A&M accounted for nine penalties for 129 yards, recorded a fumble, punted the ball seven times for 244 yards, allowed a sack, gave up 182 yards rushing and 130 passing yards but still found a way to win.

Head coach Anthony Jones opens his 11th season on “The Hill” with a 7-6 victory over in-state rival Tuskegee University at Legion field.

“The main thing we have to do is eliminate the selfishness,” Jones stated. “We endured and we came out successful.”

Both teams started the game sluggish as the offenses felt out the defenses and looked to get their timing down. Tuskegee would strike first with an eight play 58 yard drive that took 4:37 seconds off the clock and culminated with a 20 yard field goal.

On the very next drive A&M would start clicking on offense but a personal foul penalty negated a 12 yard rush by Kaderius Lacey. Then an illegal motion penalty brought back an eight yard pass and catch from Deaunte Mason to Terrance Pride, which had resulted in a first down. False start then an illegal forward pass flag would eventually end the most successful drive of the game at that time for the Maroon & White.

The defense would hold allowing A&M to go into their first half-time down only 3-0.

The second drive of the second half would prove to be the difference as sophomore Brendon Johnson took over the running duties and accounted for 44 yards on six plays setting up the Montarius Smith touchdown reception to give AAMU their first lead of the game 7-3.

Tuskegee’s kicker Eduardo Murillo, then connected on a 35 yard field goal after the Tigers offense used three different running backs for a nine play 56 yard drive that chewed up 2:37 seconds.

Eduardo then tried a 52 yard kick that was blocked by Vernon Marshall securing the season opening victory. The Marshall block was the second by the Bulldogs in the fourth, as Theron Rice blocked Murillo’s 44-yard try with 6:29 to go.

This is the first season opening victory for Jones since 2009 and his 91st win as a head coach. Ironically this was Jones second one-point victory in his A&M career. His first came on the same field in 2011 against Alabama State in the 70th Magic City Classic.

Mason finished his first game as a senior going 19 of 28 for 171 yards and a TD. Mason also rushed for 46 yards on eight carries. Johnson ended the game the rushing leader for A&M with 54 yards on 13 rushes. Red-shirt sophomore Montaurius Smith caught seven balls for 62 yards and the lone TD of the contest. Senior Vernon Marshall posted eight tackles and the game deciding blocked kick.

AAMU will enjoy the victory for short time as they open conference play at Arkansas-Pine Bluff on Saturday, September 8th. Kick-off is set for 5 p.m.

Score by Quarters	1	2	3	4	Score	
Alabama A&M Bulldogs	0	0	7	0	7	Record: (1-0)
Tuskegee Univ.....	3	0	0	3	6	Record: (0-1)

## Scoring Summary:

1st 01:17 TU - Murillo,Eduardo 20 yd field goal, 8-58 4:29, AAM 0 - TU 3  
 3rd 02:24 AAM - Smith,Montauriu 5 yd pass from Mason,Deaunte (Wilson,Chance kick), 10-94 5:06, AAM 7 - TU 3  
 4th 14:44 TU - Murillo,Eduardo 35 yd field goal, 9-56 2:32, AAM 7 - TU 6

	AAM	TU
FIRST DOWNS.....	17	16
RUSHES-YARDS (NET).....	34-149	32-128
PASSING YDS (NET).....	171	130
Passes Att-Comp-Int.....	28-19-0	24-7-0
TOTAL OFFENSE PLAYS-YARDS.....	62-320	56-258
Fumble Returns-Yards.....	0-0	0-0
Punt Returns-Yards.....	1-2	2-27
Kickoff Returns-Yards.....	3-41	2-36
Interception Returns-Yards....	0-0	0-0
Punts (Number-Avg).....	7-34.9	4-36.8
Fumbles-Lost.....	1-1	0-0
Penalties-Yards.....	9-129	5-35
Possession Time.....	32:16	27:44
Third-Down Conversions.....	7 of 13	3 of 13
Fourth-Down Conversions.....	0 of 0	1 of 1
Red-Zone Scores-Chances.....	1-1	2-2
Sacks By: Number-Yards.....	0-0	1-9

RUSHING: Alabama A&M Bulldogs-Johnson,Brendon 13-54; Lacey,Kaderius 12-47; Mason,Deaunte 8-46; Badie,Terrell 1-2. Tuskegee Univ.-Washington,Der 16-68; Burkette,Rashar 8-43; Crowe,Joshua 2-19; Richardson,Marc 2-3; Thornton,Michae 2-0; Nared,Justin 1-minus 2; Delaney,Corey 1-minus 3.

PASSING: Alabama A&M Bulldogs-Mason,Deaunte 19-28-0-171. Tuskegee Univ.-Burkette,Rashar 7-23-0-130; Nared,Justin 0-1-0-0.

RECEIVING: Alabama A&M Bulldogs-Smith,Montauriu 7-62; DeJarnett,Resha 4-26; Goldsby,Bobby 2-31; Smith,Torey 2-20; Pride, Terrance 2-19; Upshaw,Toriono 1-14; Johnson,Brendon 1-minus 1. Tuskegee Univ.-Williams,Kallep 2-58; Washington,Der 2-11; Hughes,Mark 1-37; Thornton,Michae 1-15; Cobb,Larry 1-9.

INTERCEPTIONS: Alabama A&M Bulldogs-None. Tuskegee Univ.-None.

FUMBLES: Alabama A&M Bulldogs-Johnson,Brendon 1-1. Tuskegee Univ.-None.

# Game 2 • A&M 14 vs. UAPB 10

Sept. 8, 2012 • Golden Lion Stadium • Pine Bluff, Ark. • 11,300

**NORMAL** – When the Bulldogs and Golden Lions get together anything can happen. Even the same result from a year ago. The University of Arkansas at Pine Bluff took a 7-0 lead that the Bulldogs evened in the second quarter. The Golden Lions then pushed their lead to 10 but a 43 yard touchdown run by Kaderius Lacey erased the deficit and gave Alabama A&M the final lead of the game.

“UAPB is a great football team. “They made a few plays but made we made a few more and picked up a victory,” said head coach Anthony Jones.

UAPB opened the SWAC-TV game of the week with an eight play, 48 yard drive that ended in seven points.

The Bulldog opening drive was not as impressive as they went three an out only gaining two yards.

The game would move back and forth until quarterback Deaunte Mason took the Bulldogs on a seven play, 55 yard drive that would even the score at seven with a Kaderius Lacey rushing touchdown.

Pine Bluff would answer with a 36 yard field goal to regain the lead at 10-7. On the next drive A&M went three and out for the second time in the game and handed the ball to the UAPB offense on their own 20 yard line. The Golden Lions then used four first downs and 79 yards to reach the red zone for the third occasion in the first half.

Tired and winded the Maroon & White defense would not allow Arkansas-Pine Bluff to score and stood tall stopping them on four plays at the one yard-line with junior corner back Derrick Harris coming up with the fourth down stop. UAPB had to settle for a field goal taking a 10-7 lead into the break.

The second half would play out similar to the first with long drives by both teams resulting into no points until Lacey broke out for his longest run of the season a 43 yarder to give AAMU a 14-10 lead.

The Lions would have two more opportunities to put themselves in a winning position but could not conquer the Maroon & White defense as they were held in check in their final four possessions including a fourth and one rushing attempt and an interception by senior Julius Williams.

After the turnover A&M started the drive at their own 10 yard line with 8:17 remaining.

“When we gave the ball back to Tuskegee last week we watch and prayed they would not score,” Jones mentioned. “This time we said we were not giving the ball back.”

A&M chewed up the final eight minutes and seventeen seconds with an 11 play, 48 yard drive and an offside penalty by UAPB to earn their second straight victory of the year.

Lacey finished the game with 17 carries for 124 yards and two touchdowns, his first 100-yard game and TD's of 2012. Mason had a better game on the ground than he did in the air completing only four passes on 10 attempts for 32 yards and 65 yards on 19 carries including two crucial first downs.

Punter Chance Wilson totaled 254 yards on six punts with his longest at 54 yards with one landing within the 20 yard line and one for a touchback. Wide receiver Terrance Pride accounted for 80 yards with 20 coming from a pair of receptions and 60 on two punt returns. Jeremy Isabelle lead the defense with 10 tackles his first career contest with double digit stops.

Arkansas-Pine Bluff was led by their QB Ben Anderson who threw for 189 yards on 14-23 passing. Anderson also rushed for 65 yards.

The Bulldogs continue conference play when they welcome Prairie View A&M to Normal, Ala. on Saturday, September 15th at 6 p.m. Stay tuned to aamsports.com for the location of the game.

Score by Quarters	1	2	3	4	Score	
Alabama A&M Bulldogs	0	7	7	0	- 14	Record: (2-0)
UAPB.....	7	3	0	0	- 10	Record: (1-1)

### Scoring Summary:

1st 09:35 UAPB - BRANCH,C.J. 1 yd run (STRICKLAND,T kick), 8-48 5:25, AAM 0 - UAPB 7

2nd 11:35 AAM - Lacey,Kaderius 9 yd run (Wilson,Chance kick), 7-55 2:56, AAM 7 - UAPB 7

08:25 UAPB - STRICKLAND,T 36 yd field goal, 8-57 3:04, AAM 7 - UAPB 10

3rd 05:39 AAM - Lacey,Kaderius 43 yd run (Wilson,Chance kick), 6-76 3:40, AAM 14 - UAPB 10

	AAM	UAPB
FIRST DOWNS.....	13	19
RUSHES-YARDS (NET).....	37-189	44-173
PASSING YDS (NET).....	32	189
Passes Att-Comp-Int.....	10-4-0	23-14-1
TOTAL OFFENSE PLAYS-YARDS.....	47-221	67-362
Fumble Returns-Yards.....	0-0	0-0
Punt Returns-Yards.....	0-0	1-19
Kickoff Returns-Yards.....	2-60	3-73
Interception Returns-Yards....	1-0	0-0
Punts (Number-Avg).....	6-42.3	3-30.0
Fumbles-Lost.....	0-0	0-0
Penalties-Yards.....	4-34	12-59
Possession Time.....	27:12	32:48
Third-Down Conversions.....	4 of 10	2 of 9
Fourth-Down Conversions.....	0 of 0	0 of 3
Red-Zone Scores-Chances.....	1-1	2-6
Sacks By: Number-Yards.....	2-15	2-14

**RUSHING:** Alabama A&M Bulldogs-Lacey,Kaderius 17-124; Mason,Deaunte 19-65; McCloud,Talmadg 1-0. UAPB-ANDERSON,B 11-65; BILLINGS,J 12-62; TONEY,J 9-27; MIMS,T.Q. 2-9; JENKINS,D 8-8; BRANCH,C.J. 2-2.

**PASSING:** Alabama A&M Bulldogs-Mason,Deaunte 4-10-0-32. UAPB-ANDERSON,B 14-23-1-189.

**RECEIVING:** Alabama A&M Bulldogs-Pride, Terrance 2-20; DeJarnett,Resha 1-6; Goldsby,Bobby 1-6. UAPB-HAWTHORNE,W 4-77; BEVERLY,D 4-60; WINTERS,T 2-19; ECKWOOD,L 2-18; THOMAS,E 1-12; BILLINGS,J 1-3.

**INTERCEPTIONS:** Alabama A&M Bulldogs-Williams,Julius 1-0. UAPB-None.

**FUMBLES:** Alabama A&M Bulldogs-None. UAPB-None.

# Game 3 • A&M 42 vs. PVAMU 30

Sept. 15, 2012 • Louis Crews Stadium • Normal, Ala. • 5,325

**NORMAL** – The Alabama A&M Bulldogs moved to 3-0 for the first time since 2007 with a 42-30 victory over Prairie View A&M University on Saturday night.

Debuting on their brand new Matrix artificial turf field, the first Southwestern Athletic Conference team to play at home on such surface, A&M scored 42 points for the first time since the 45-0 thrashing of Central State in the first Louis Crews Classic in 2010.

Senior Deaunte Mason was responsible for 279 yards on 22 of 29 passing with three touchdowns and three rushing touchdowns on nine carries for 36 yards. His numbers represented a career night. Kaderius Lacey finished the game with 67 yards on 22 rushes and accounted for three crucial first downs that led to scores for the Maroon & White. Mason's favorite target on the evening was Rashaad DeJarnett who accounted for six receptions for 130 yards and a TD. Tight end Booby Goldsby had his best performance on "The Hill" with five catches for 74 yards and his first and second touchdown of his collegiate career. Defensively senior Vernon Marshall led all tacklers with 11 stops (8 solo, 3 assisted) and one for a loss. Starting his first game at free safety, Julius Williams totaled five tackles, a fumble recovery, and a 10 yard interception return.

The 72 points scored started off with a Williams fumble recovery that setup a Mason to DeJarnett 36 yard touchdown pass. PV answered with a six play 77 yard hurry up offensive drive that went only 1:32 seconds.

A&M would regain the lead at the 11:26 mark in the second quarter with a touchdown pass from Mason to Bobby Goldsby for his first TD on the evening. Prairie View then tied the score with a 14 yard scamper by quarterback De'Auntre Smiley.

Mason then rushed for a nine yard touchdown to put the Bulldogs up 21-14 but once again the Panthers answered with a nine yard pass from Smiley to wide receiver Deandre Cooper to even the score at halftime 21 all.

The Panthers opened the scoring in the third quarter with a 28 yard field goal to take a 24-21 lead. On the very next drive A&M scored to take a 28-24 lead. The scoring continued on PV's next drive with a Chris Barrick 32 yard field goal.

A third straight Barrick field goal would extend the Panthers score to 30 but it would be their last of the game as A&M scored 14 unanswered points in the fourth quarter on a pass from Mason to Goldsby and a Mason rush to secure the first 3-0 start for a Jones led squad in five years.

"Mason told his teammates he was going to leave everything on the line and asked if his teammates could do the same," said head coach Anthony Jones. "His comments were spiritual and emotional and it got us going."

"We knew PV was going to be aggressive against the run so we put in a few more play action plays and we worked it pretty good tonight," Jones mentioned. "The first game we hampered ourselves with penalties, the next game we used eight minutes and 17 seconds to secure the win in the fourth quarter. Tonight all the things we've been working on came together."

Jones continued, "Our defense got us a lot of points with the stops they came up with. By them ending the Panthers drives it put us in positions to score."

A&M will go for 4-0 when they travel to Houston, Texas on Saturday, September 22nd. There they will take on Texas Southern University at BB&T Dynamo stadium. Kickoff is set for 11 a.m.

## Score by Quarters 1 2 3 4 Score

Prairie View A&M....	7 14 6 3 - 30	Record: (0-3,0-2)
Alabama A&M Bulldogs	7 14 7 14 - 42	Record: (3-0,2-0)

### Scoring Summary:

1st 08:30 AAM - DeJarnett, Resha 36 yd pass from Mason, Deaunte (Wilson, Chance kick), 1-36 0:05, PVAM 0 - AAM 7  
 06:57 PVAM - Anderson, F. 28 yd run (Barrick, C. kick), 6-77 1:24, PVAM 7 - AAM 7  
 2nd 11:34 AAM - Goldsby, Bobby 13 yd pass from Mason, Deaunte (Wilson, Chance kick), 9-80 4:51, PVAM 7 - AAM 14  
 06:01 PVAM - Smiley, D. 14 yd run (Barrick, C. kick), 3-36 0:44, PVAM 14 - AAM 14  
 01:06 AAM - Mason, Deaunte 9 yd run (Wilson, Chance kick), 5-29 2:58, PVAM 14 - AAM 21  
 00:10 PVAM - Cooper, D. 9 yd pass from Smiley, D. (Barrick, C. kick), 5-65 0:56, PVAM 21 - AAM 21  
 3rd 08:06 PVAM - Barrick, C. 28 yd field goal, 8-22 3:12, PVAM 24 - AAM 21  
 04:23 AAM - Mason, Deaunte 2 yd run (Wilson, Chance kick), 9-77 3:36, PVAM 24 - AAM 28  
 00:41 PVAM - Barrick, C. 32 yd field goal, 10-56 3:34, PVAM 27 - AAM 28  
 4th 12:09 PVAM - Barrick, C. 30 yd field goal, 7-41 1:47, PVAM 30 - AAM 28  
 05:45 AAM - Goldsby, Bobby 4 yd pass from Mason, Deaunte (Wilson, Chance kick), 6-63 3:38, PVAM 30 - AAM 35  
 03:22 AAM - Mason, Deaunte 7 yd run (Wilson, Chance kick), 3-19 2:01, PVAM 30 - AAM 42

	PVAM	AAM
FIRST DOWNS.....	26	18
RUSHES-YARDS (NET).....	47-298	38-142
PASSING YDS (NET).....	121	279
Passes Att-Comp-Int.....	23-10-3	30-22-0
TOTAL OFFENSE PLAYS-YARDS.....	70-419	68-421
Fumble Returns-Yards.....	0-0	0-0
Punt Returns-Yards.....	4-102	0-0
Kickoff Returns-Yards.....	6-129	6-135
Interception Returns-Yards....	0-0	3-9
Punts (Number-Avg).....	2-46.0	7-35.4
Fumbles-Lost.....	3-2	0-0
Penalties-Yards.....	5-74	12-105
Possession Time.....	20:50	39:10
Third-Down Conversions.....	2 of 10	7 of 15
Fourth-Down Conversions.....	1 of 2	0 of 0
Red-Zone Scores-Chances.....	5-6	5-5
Sacks By: Number-Yards.....	0-0	1-8

**RUSHING:** Prairie View A&M-Smiley, D. 13-88; Anderson, F. 11-69; Brown, C.

13-59; Hebert, J. 4-58; Nelson, S. 4-26; Lovelocke, J. 2-minus 2. Alabama A&M Bulldogs-Lacey, Kaderius 22-67; Mason, Deaunte 9-36; Pride, Terrance 1-28; Johnson, Brendon 5-12; TEAM 1-minus 1.

**PASSING:** Prairie View A&M-Smiley, D. 10-22-3-121; Lovelocke, J. 0-1-0-0. Alabama A&M Bulldogs-Mason, Deaunte 22-29-0-279; Pride, Terrance 0-1-0-0.

**RECEIVING:** Prairie View A&M-Cooper, D. 3-52; Nelson, S. 2-21; Thurmond, G. 2-12; Brown, C. 1-22; Watkins, K. 1-11; Hebert, J. 1-3. Alabama A&M Bulldogs-Smith, Montauriu 7-54; DeJarnett, Resha 6-130; Goldsby, Bobby 5-74; Lacey, Kaderius 2-0; Pride, Terrance 1-14; Smith, Torey 1-7.

**INTERCEPTIONS:** Prairie View A&M-None. Alabama A&M Bulldogs-Williams, Julius 1-10; Nelson, Preston 1-0; Harris, Derrick 1-minus 1.

**FUMBLES:** Prairie View A&M-Anderson, F. 1-1; Smiley, D. 1-0; Hebert, J. 1-1. Alabama A&M Bulldogs-None.



# Game 4 • A&M 42 vs. TSU 13

Sept. 22, 2012 • BBVA Compass Stadium • Houston, Tex. • 4,484

HOUSTON – “It was a complete game,” said 11th year head coach Anthony Jones about the contest today versus Texas Southern University.

It was a game of first for A&M as wide receivers Torey Smith scored his first touchdown on a 61-yard pass and catch while Terrance Pride caught his first TD on an 11-yard pass reception. Running backs Terrell Badie posted double digit carries and his first touchdown and Brendon Johnson got his first start and finished with 105 all-purpose yards. Quarterbacks David Isabelle saw action while Deaunte Mason recorded back-to-back games with three rushing touchdowns and a least two passing TD’s. Wide receiver Demario Ross played in his first game and posted his first two receptions and defensive backs Chris Ervin and A.J. Clark recorded their first interception.

“We felt like we made some mistakes today but I feel we played a complete game as a team,” Jones mentioned. “We have some areas that need attention and we will continue to improve upon them.”

Four and O is Jones best start as the leader of the AAMU football program. The 4-0 start is also A&M’s best since the 1966 team when then head coach Louis Crews won eight straight contests.

The Bulldog offense was on point today scoring on six of their 11 drives versus Texas Southern.

The game was close in the first quarter only as A&M opened the scoring with a five play 37 yard drive that started with an Ervin pick that led to a one yard Mason rush.

TSU scored their first six points on the second drive of the game on a 44 yard TD pass and catch from Randolph Johnson to Fred Plummer.

From there it was all Bulldogs as they scored their second TD with Smith’s 61-yarder, then Mason found Terrance Pride in the second quarter for an 11 yard pass, to push the score to 21-6. Mason then ended an eight play 72 yard drive with an 11 yard TD rush which was complimented with another 1 yard rush to push the score to 35-6 in the third quarter.

Texas Southern finally found life against the second string defense with an eight play 75 yard drive of their own to make the score 35-13.

After some hard nose running, Badie would not be withheld from the end zone breaking two tackles to secure his first six points of his collegiate career.

“I saw the endzone and I was determined to make it in,” Badie quoted.

“We are pleased to get this victory,” Jones said. “Everything came together for us today.”

This was Jones 94th career victory as a head coach and his 76th at the helm of the Maroon & White program.

The back to back 40 plus point games has not been seen by an A&M team since the 2007 season when five different opponents seen 40 or more by the Bulldogs.

Alabama A&M will look to continue the streak when they welcome Grambling State University on Saturday, Sept. 29th in the third annual Louis Crews Classic and Hall of Fame Game. The contest is set for 6 p.m. and will be played live on ESPN3 and tape delayed on ESPNU.

Score by Quarters	1	2	3	4	Score	
Alabama A&M Bulldogs	14	14	7	7	42	Record: (4-0,3-0)
Texas Southern.....	6	0	0	7	13	Record: (1-3,1-2)

## Scoring Summary:

1st 11:37 AAM - Mason,Deaunte 1 yd run (Wilson,Chance kick), 5-37 2:33, AAM 7 - TXSOFB 0

09:08 TXSOFB - Plummer,Fred 44 yd pass from Johnson,Rudolph (Carter,Cory kick failed), 7-81 2:22, AAM 7 - TXSOFB 6

01:04 AAM - Smith,Torey 61 yd pass from Mason,Deaunte (Wilson,Chance kick), 4-79 1:34, AAM 14 - TXSOFB 6

2nd 06:54 AAM - Pride, Terrance 11 yd pass from Mason,Deaunte (Wilson,Chance kick), 11-70 4:52, AAM 21 - TXSOFB 6

01:00 AAM - Mason,Deaunte 14 yd run (Wilson,Chance kick), 8-72 4:06, AAM 28 - TXSOFB 6

3rd 04:46 AAM - Mason,Deaunte 1 yd run (Wilson,Chance kick), 13-52

7:52, AAM 35 - TXSOFB 6

4th 09:54 TXSOFB - Rosenberg,Billy 23 yd pass from Parker,Dantavio (Carter,Cory kick), 8-75 1:45, AAM 35 - TXSOFB 13

03:30 AAM - Badie,Terrell 16 yd run (Wilson,Chance kick), 12-65 6:24, AAM 42 - TXSOFB 13

	AAM	TXSOFB
FIRST DOWNS.....	26	14
RUSHES-YARDS (NET).....	50-224	19-91
PASSING YDS (NET).....	238	163
Passes Att-Comp-Int.....	26-18-0	34-12-3
TOTAL OFFENSE PLAYS-YARDS.....	76-462	53-254
Fumble Returns-Yards.....	0-0	0-0
Punt Returns-Yards.....	2-9	1-0
Kickoff Returns-Yards.....	2-31	7-125
Interception Returns-Yards....	3-10	0-0
Punts (Number-Avg).....	3-40.0	5-44.0
Fumbles-Lost.....	0-0	1-0
Penalties-Yards.....	7-67	7-55
Possession Time.....	39:53	20:07
Third-Down Conversions.....	7 of 14	2 of 11
Fourth-Down Conversions.....	3 of 3	0 of 0
Red-Zone Scores-Chances.....	5-6	0-0
Sacks By: Number-Yards.....	0-0	1-9

RUSHING: Alabama A&M Bulldogs-Johnson,Brendon 13-84; Badie,Terrell 10-53; Lacey,Kaderius 11-47; Mason,Deaunte 11-24; Isabelle, David 4-16; TEAM 1-0. Texas Southern-Perkins-Loving, 12-73; Denson,Kendall 1-10; Peoples,Tony 1-5; Johnson,Rudolph 5-3.

PASSING: Alabama A&M Bulldogs-Mason,Deaunte 17-24-0-231; Isabelle, David 1-2-0-7. Texas Southern-Parker,Dantavio 9-25-2-121; Johnson,Rudolph 3-9-1-42.

RECEIVING: Alabama A&M Bulldogs-Pride, Terrance 4-75; Smith,Montaurius 4-20; DeJarnett,Reshaad 3-33; Smith,Torey 2-73; Goldsby,Bobby 2-23; Ross,Demario 2-12; Isabelle, David 1-2. Texas Southern-Plummer,Fred 4-56; Shipman,Dedric 3-24; Rosenberg,Billy 1-23; Lane,Elston 1-21; Davis,James 1-17; Brown,Harry 1-14; Allen-Ford,Tory 1-8.

INTERCEPTIONS: Alabama A&M Bulldogs-Harris,Derrick 1-10; Ervin,Chris 1-0; Clark, A.J. 1-0. Texas Southern-None.

FUMBLES: Alabama A&M Bulldogs-None. Texas Southern-Johnson,Rudolph 1-0.

# Game 5 • A&M 38 vs. GSU 17

Sept. 29, 2012 • Louis Crews Stadium • Huntsville, Ala. • 13,231

**NORMAL** – The Alabama A&M Bulldogs remain undefeated by scoring the most points ever in their annual meeting with Grambling State University 38-17 in the third annual Louis Crews Classic & Hall of Fame game in front of 13,231 in attendance.

With 22 inductees hearing their name called at halftime the newly minted members of A&M's 21 year old Hall of Fame got to witness the Bulldogs take control of their second home game on the new matrix field turf.

Kaderius Lacey rushed for his second 100-yard game going for 165 yards on 20 carries for a TD and four receptions for 58 yards and a touchdown. Lacey totaled 223 yards a season high. Louis Crews Classic offensive most valuable player Deaunte Mason accounted for three passing touchdowns on 13-18 throwing for 247 yards. Mason has now totaled 14 TD's in the last three games played. Defensive MVP, Vernon Marshall, posted his second game of the year with double digit stops recording 13 a new career high for the Birmingham native. Linebacker Denzel Cotton finished the game with 10 tackles his first with double digit numbers. Kicker Chance Wilson celebrated his first field goal of the year with a 31-yarder in the third quarter.

The game was never out of AAMU's hand as they stopped an 11 play drive with a Cotton force fumble that defensive back A.J. Clark recovered and raced for 60 yards. Mason then connected with Rashaad DeJarnett for their first score of the game. After GSU's first of six punts in the contest, Kaderius Lacey turned up the field for his longest TD run a 45 yarder that gave the Maroon & White a 14-0 lead.

Grambling then turned their offense up and scored 25 seconds later on a 17 yard pass and catch from DJ Williams to Anthony McGee to cut the lead to 14-7.

On Alabama A&M's opening drive in the second quarter Mason hit Lacey for a 30 yard touchdown to extend the lead by fourteen 21-7. Grambling then took their next possession 13 plays and burned 6:17 off the clock but was held on a fourth down try which the Bulldogs took advantage of when Mason found Bobby Goldsby for his only catch of the day a 32 yarder that gave A&M a 28-7 lead at half time.

The Bulldogs continued their offensive onslaught when Wilson hit his 31 yard field goal with 9:35 left in the third quarter. After a five and out by the Bulldogs GSU went nine plays for 65 yards to score their second touchdown of the game going into the fourth quarter down 31-14.

Once again A&M opened the quarter with a TD drive that took 5:04 off the clock but gave the 5-0 squad a 38-14 lead. GSU then hit a 21 yard field goal for good measure but the Tigers (0-4, 0-3) were done as they fell in their fourth straight contest of the year.

The Bulldogs (5-0, 4-0) remain undefeated, a first in Jones tenure and a first for the school since 1966. Another first for Jones was the offense's eight plays for 20+ yards with four touchdowns' versus Grambling.

The game not only recognized the Hall of Fame members but also honored A&M's winningest coach on "The Hill" Louis Crews, as a bust of his likeness was erected in the foyer of the stadium that bears his name.

A&M will look for their sixth straight victory when they travel to Itta Bena, MS to visit the Devils of Alcorn State University. The contest is set for Oct. 6th at 2 p.m. in Rice-Totten stadium.

Score by Quarters	1	2	3	4	Score	
Grambling State.....	7	0	7	3	17	Record: (0-4,0-3)
Alabama A&M Bulldogs	14	14	3	7	38	Record: (5-0,3-0)

## Scoring Summary:

1st 09:55 AAM - DeJarnett,Resha 32 yd pass from Mason,Deaunte (Wilson,Chance kick), 1-32 0:07, GSUFB 0 - AAM 7

07:26 AAM - Lacey,Kaderius 45 yd run (Wilson,Chance kick), 2-51 0:50, GSUFB 0 - AAM 14

03:35 GSUFB - McGhee, A. 17 yd pass from Williams, D. (Wabu, P. kick), 4-12 0:25, GSUFB 7 - AAM 14

2nd 13:51 AAM - Lacey,Kaderius 30 yd pass from Mason,Deaunte (Wilson,Chance kick), 3-50 1:01, GSUFB 7 - AAM 21

04:49 AAM - Goldsby,Bobby 32 yd pass from Mason,Deaunte (Wilson,Chance kick), 5-66 2:36, GSUFB 7 - AAM 28

3rd 09:35 AAM - Wilson,Chance 31 yd field goal, 8-54 5:15, GSUFB 7 - AAM 31

01:23 GSUFB - Runner, J. 2 yd run (Wabu, P. kick), 9-65 3:50, GSUFB 14 - AAM 31

4th 11:20 AAM - Johnson,Brendon 19 yd run (Wilson,Chance kick), 10-69 4:57, GSUFB 14 - AAM 38

02:36 GSUFB - Wabu, P. 21 yd field goal, 10-63 3:53, GSUFB 17 - AAM 38

	GSUFB	AAM
FIRST DOWNS.....	19	20
RUSHES-YARDS (NET).....	34-140	38-235
PASSING YDS (NET).....	204	247
Passes Att-Comp-Int.....	39-14-0	18-13-0
TOTAL OFFENSE PLAYS-YARDS.....	73-344	56-482
Fumble Returns-Yards.....	0-0	1-60
Punt Returns-Yards.....	0-0	1-2
Kickoff Returns-Yards.....	6-101	3-45
Interception Returns-Yards....	0-0	0-0
Punts (Number-Avg).....	6-36.2	2-33.0
Fumbles-Lost.....	2-1	1-1
Penalties-Yards.....	7-58	7-51
Possession Time.....	32:08	27:52
Third-Down Conversions.....	8 of 17	3 of 9
Fourth-Down Conversions.....	1 of 2	0 of 2
Red-Zone Scores-Chances.....	3-3	2-3
Sacks By: Number-Yards.....	2-9	1-3

**RUSHING:** Grambling State-Runner, J. 14-54; Martin, J. 11-51; Skinner, C. 4-21; Williams, D. 3-13; Rivers, F. 2-1. Alabama A&M Bulldogs-Lacey,Kaderius 20-165; Johnson,Brendon 4-32; Mason,Deaunte 8-30; Badie,Terrell 4-22; Isabelle,David 2-minus 14.

**PASSING:** Grambling State-Williams, D. 11-30-0-152; Rivers, F. 3-9-0-52. Alabama A&M Bulldogs-Mason,Deaunte 13-18-0-247.

**RECEIVING:** Grambling State-Bailey, R. 4-59; Mahmud, M. 3-47; McGhee, A. 2-32; Hernandez, J. 2-23; Rogers,C. 1-20; Wilson, R. 1-16; Houston, K. 1-7. Alabama A&M Bulldogs-Lacey,Kaderius 4-58; Smith,Montauriu 4-55; DeJarnett,Resha 3-85; Goldsby,Bobby 1-32; Smith,Torey 1-17.

**INTERCEPTIONS:** Grambling State-None. Alabama A&M Bulldogs-None.

**FUMBLES:** Grambling State-Mahmud, M. 1-1; Runner, J. 1-0. Alabama A&M Bulldogs-Smith,Montauriu 1-1.

# Game 6 • A&M 35 vs. MVSU 0

Oct. 6, 2012 • Rice-Totten Stadium • Itta Bena, Miss. • 4,296

ITTA BENA – The Alabama A&M football team dominated the Delta Devils of Mississippi Valley State University 35-0 Saturday afternoon in their sixth victory of the year.

Once again senior quarterback Deaunte Mason led the Maroon and White going 22 of 33 for 241 yards and two touchdowns. Mason also accounted for two more rushing TD's on four carries for 13 yards which mostly came inside the five-yard line. Starting running back Kaderius Lacey carried the ball six times for 39 yards and a score while redshirt freshman Brendon Johnson gained 34 yards on seven carries. Mason's two passing touchdowns were caught by Montarius Smith (five receptions for 91 yards) and Bobby Goldsby (four receptions for 30 yards).

Mississippi Valley never threatened the Bulldogs as 31 different players accounted for at least one tackle. Seven of those posted sacks while 13 finished with tackles-for-loss. Senior defensive end Preston Nelson led A&M with six tackles, a sack for four yards, a tackle-for-loss for five yards and a pass breakup. True freshman Tremaine Shepherd recorded his first interception of his collegiate career while senior Dee Lett totaled his first sacks of the season. As a team the Bulldogs posted nine sacks which is a season high for the number one ranked scoring defense in the conference.

It took the A&M offense a minute to come together as they played their first game under 70 degree weather. With the unexpected chill in the air Alabama A&M needed three drives before they scored on a Lacey five yard rush. It was the first time Lacey scored before Mason in their last four contests. From there A&M found their groove and scored twice in the second quarter, a one yard rush by Mason and a pass and catch from Mason to Smith for a 31 yard TD to put them up 21-0 at halftime.

"Their defense is good. They are very effective and do a lot of good things," said head coach Anthony Jones. "Even though we were up 21-0 we wanted to score before half-time. The game was still in questions so we wanted to try build on our lead."

A&M continued their dominance in the second half scoring on another Deaunte Mason rush, then a pass and catch from Mason to Goldsby to finish off the Delta Devils and their number one defense in the league 35-0.

"We have to continue to get better if we want to remain undefeated next week," Jones mentioned. We have to stay healthy and correct the mistakes that we make."

The leader on the field, Deaunte Mason, has accounted for 19 touchdowns, 48 points, 96 of 141 for 1,195 yards passing, a 165.2 passing efficiency and 214 yards rushing. He has not thrown an interception in 141 pass attempts and ranks first in passing efficiency and total offense in the SWAC and 6th nationally in efficiency.

"One of the reasons why we are 6-0 is Mason. He spends a lot of time studying. When we get in a bad situation he makes it right for us," Jones continued. "As long as he continues to do that the players will believe in him, the coaches will trust him and he believes in himself he has a chance to be successful."

The Bulldogs have hit the middle of their schedule and remain undefeated at 6-0. A mark not seen since 1966.

This also is the first opponent the defense has shutout this season and the first time since 2005 for AAMU when they defeated Allen University 42-0.

Up next is homecoming on "The Hill" as Jones and company will welcome the Braves of Alcorn State University on Saturday, Oct. 13th at 1 p.m. in Louis Crews Stadium.

Score by Quarters	1	2	3	4	Score	
Alabama A&M Bulldogs	7	14	7	7	- 35	Record: (6-0,5-0)
MS Valley State.....	0	0	0	0	- 0	Record: (1-4,1-2)

## Scoring Summary:

1st 03:44 AAM - Lacey,Kaderius 5 yd run (Wilson,Chance kick), 8-66 4:06, AAM 7 - MVSU 0

2nd 05:12 AAM - Mason,Deaunte 1 yd run (Wilson,Chance kick), 11-75 5:41, AAM 14 - MVSU 0

00:25 AAM - Smith,Montauriu 31 yd pass from Mason,Deaunte (Wilson,Chance kick), 11-76 1:17, AAM 21 - MVSU 0

3rd 08:15 AAM - Mason,Deaunte 1 yd run (Wilson,Chance kick), 8-44 3:26, AAM 28 - MVSU 0

4th 14:34 AAM - Goldsby,Bobby 14 yd pass from Mason,Deaunte (Wilson,Chance kick), 6-60 1:40, AAM 35 - MVSU 0

	AAM	MVSU
FIRST DOWNS.....	25	9
RUSHES-YARDS (NET).....	35-150	31-88
PASSING YDS (NET).....	241	80
Passes Att-Comp-Int.....	34-22-0	20-7-1
TOTAL OFFENSE PLAYS-YARDS.....	69-391	51-168
Fumble Returns-Yards.....	0-0	0-0
Punt Returns-Yards.....	1-42	2-17
Kickoff Returns-Yards.....	1-5	5-92
Interception Returns-Yards....	1-0	0-0
Punts (Number-Avg).....	4-30.5	4-45.8
Fumbles-Lost.....	2-2	2-2
Penalties-Yards.....	4-35	12-82
Possession Time.....	30:07	25:21
Third-Down Conversions.....	8 of 15	2 of 11
Fourth-Down Conversions.....	0 of 0	0 of 2
Red-Zone Scores-Chances.....	4-5	0-2
Sacks By: Number-Yards.....	6-39	2-14

RUSHING: Alabama A&M Bulldogs-Badie,Terrell 7-48; Lacey,Kaderius 6-39; Johnson,Brendon 7-34; Mason,Deaunte 8-13; Eldermire,Brand 4-13; Nelson,Bryan 1-2; Isabelle, David 1-1; Rover,Montay 1-0. MS Valley State-Stansell, B. 9-40; Bateaste, T. 10-37; Jones, G. 6-21; Randle, M. 4-1; Davis, C. 2-minus 11.

PASSING: Alabama A&M Bulldogs-Mason,Deaunte 22-33-0-241; Pride, Terrance 0-1-0-0. MS Valley State-Jones, G. 3-8-1-52; Randle, M. 3-7-0-12; Davis, C. 1-5-0-16.

RECEIVING: Alabama A&M Bulldogs-Smith,Montauriu 6-116; Goldsby,Bobby 4-30; DeJarnett,Resha 4-30; Johnson,Brendon 3-12; Smith,Torey 2-24; Ross,Demario 1-14; Pride, Terrance 1-10; Lacey,Kaderius 1-5. MS Valley State-Hudson,T. 3-37; Stafford, J. 2-42; Stansell, B. 2-1.

INTERCEPTIONS: Alabama A&M Bulldogs-Shepherd,Tremai 1-0. MS Valley State-None.

FUMBLES: Alabama A&M Bulldogs-Badie,Terrell 1-1; Rover,Montay 1-1. MS Valley State-Davis, C. 1-1; Randle, M. 1-1.

# Game 7 • A&M 20 vs. Alcorn 21

Oct. 13, 2012 • Louis Crews Stadium • Huntsville, Ala. • 13,781

**NORMAL** – It was the perfect situation. Homecoming, Bulldogs riding a six game win streak, undefeated season on the line, four-time SWAC player of the week at quarterback, no interceptions in 141 attempts, head coach Anthony Jones off to his best start in his entire A&M career, first in turnover margin in the conference, only two turnovers in six games.

That's when strange things happen and they did as the Alabama A&M Bulldogs fell 21-20 to Alcorn State University in a match-up that has seen the winner win by 14 points or less in 18 of the last 22 meetings dating back to 1938.

Senior running back Kaderius Lacey rushed for his first 200 yard game in his collegiate career going 205 yards on 31 carries eclipsing the all-time season rushing record once held by Ulysses Banks with 2,579 yards in three and a half years. Lacey also caught three receptions for 20 yards.

Four-time SWAC player of the week Deaunte Mason had his worst game this season versus Alcorn as the Braves did a great job disguising their coverage confusing the Nashville native. After 141 passing attempts Mason's first pass of the game on the second play of the contest was intercepted by Alcorn's Jamsion Knox.

The first quarter was plagued with penalties and an early scoring drive by the Bulldogs, despite the turnover, saw Mason find Reshaad DeJarnett for the games longest passing touchdown to give A&M an early 7-0 lead.

The Braves would then put together an impressive scoring drive of their own lead by quarterback John Gibbs and running back Anthony Williams III.....making way for senior running back Arnold Walker to pound his way into the end zone to knot the game at 7-7.

The second quarter proved to be a defensive showdown. With loud chants of "give that dog a bone" echoing throughout the stadium, the Bulldog defense swarmed the Braves offense every possession seeking whom they could devour. Yet, the Braves defensive unit held their own...holding the Bulldogs to a three and out to open the second quarter. Nevertheless, A&M's d-unit was definitely no joke as they returned the favor and held the Braves to a three and out.

Alabama A&M went up early in the second with a 22 yard field goal by Chance Wilson at the 7:57 mark. That was Wilson's second made field goal of the year. Unfortunately, the Braves turned what looked like a momentum shift by the Bulldogs into a quick seven points with a 66 yard interception return by sophomore Devon Francois; Mason's second of the game and first returned for a TD this year, that put the Braves up 14-10 with 4:04 left in the first half. For the third time this season A&M went into halftime down 14-10.

The Bulldogs opened up the second half with a long scoring drive of nine plays for eighty yards in 3:23 as Kaderius Lacey's 39 yard run at the 8:29 mark put the Bulldogs on top for a 17-14 lead. Alcorn came back with an incredible catch by the Braves Tavoris Doss, putting ASU up 21-17 with 5:30 left in the third quarter. The one play that sticks out was the decision to go for it on fourth and two on the Alcorn's 16 yard line.

"We thought we could draw them off sides," said head coach Anthony Jones. "Deaunte tried to pick up the first down but was unsuccessful."

The Bulldogs welcomed the fourth quarter with all 4's in the air signifying the fourth. As in the previous quarters the Bulldogs got on the board first on the foot of senior Chance Wilson with a 39 yard field goal using 6:24 to add three to the Bulldogs deficit (21-20). This was Wilson's second of the game and third of 2012.

As AAMU drove down the field for the game winning drive they were rescued from a third and 14 with a pass interference call. A personal foul flag tacked on at the end of Lacey's nine yard run would put the Bulldogs on the Alcorn 41 yard line with another first and 10. Unfortunately the Braves were playing inspired football holding A&M and earning their third victory of the season.

The Braves three wins have come against the historical top three football schools in the SWAC Grambling State 22-21, Southern University 20-17 and A&M 21-20. The Braves have not defeated all three schools in the same year in over 20 years.

AAMU will have two weeks to think about their first loss of the season as they have a bye week before the 71st annual Magic City Classic.

Score by Quarters	1	2	3	4	Score	
-----	-----	-----	-----	-----	-----	-----
Alcorn State Univ....	7	7	7	0	- 21	Record: (3-4,3-2)
Alabama A&M Bulldogs	7	3	7	3	- 20	Record: (6-1,5-1)

## Scoring Summary:

1st 07:32 AAM - DeJarnett,Resha 42 yd pass from Mason,Deaunte (Wilson,Chance kick), 5-61 2:33, ALCN 0 - AAM 7  
 00:25 ALCN - Walker,Arnold 1 yd run (Santillan, E. kick), 13-82 6:59, ALCN 7 - AAM 7  
 2nd 07:57 AAM - Wilson,Chance 22 yd field goal, 8-59 3:03, ALCN 7 - AAM 10  
 04:04 ALCN - Francois,Devon 66 yd interception return (Santillan, E. kick), , ALCN 14 - AAM 10  
 3rd 08:29 AAM - Lacey,Kaderius 39 yd run (Wilson,Chance kick), 9-80 3:23, ALCN 14 - AAM 17  
 05:30 ALCN - Doss,Tavoris 17 yd pass from Gibbs,John (Santillan, E. kick), 7-54 2:48, ALCN 21 - AAM 17  
 4th 05:30 AAM - Wilson,Chance 39 yd field goal, 12-40 6:24, ALCN 21 - AAM 20

	ALCN	AAM
FIRST DOWNS.....	12	22
RUSHES-YARDS (NET).....	29-71	46-248
PASSING YDS (NET).....	140	158
Passes Att-Comp-Int.....	26-12-0	27-12-2
TOTAL OFFENSE PLAYS-YARDS....	55-211	73-406
Fumble Returns-Yards.....	0-0	0-0
Punt Returns-Yards.....	2-21	2-5
Kickoff Returns-Yards.....	4-91	3-29
Interception Returns-Yards....	2-66	0-0
Punts (Number-Avg).....	8-38.9	3-37.3
Fumbles-Lost.....	0-0	2-1
Penalties-Yards.....	7-63	6-37
Possession Time.....	26:14	33:46
Third-Down Conversions.....	5 of 13	5 of 14
Fourth-Down Conversions.....	0 of 0	0 of 2
Red-Zone Scores-Chances.....	2-3	2-3
Sacks By: Number-Yards.....	1-8	3-24

**RUSHING:** Alcorn State Univ.-Williams III,A 7-52; Walker,Arnold 8-25; Price,Joe 4-18; Gibbs,John 10-minus 24. Alabama A&M Bulldogs-Lacey,Kaderius 31-205; Mason,Deaunte 13-28; Johnson,Brendon 2-15.

**PASSING:** Alcorn State Univ.-Gibbs,John 12-26-0-140. Alabama A&M Bulldogs-Mason,Deaunte 12-27-2-158.

**RECEIVING:** Alcorn State Univ.-Doss,Tavoris 2-37; Shelby,Marti 2-29; Walker,Arnold 2-12; Shumaker,Nick 1-22; Turner,Jarvis 1-15; Davis,Ladarrien 1-12; Williams III,A 1-6; R,Whitmore Jr. 1-4; Lewis,Terrance 1-3. Alabama A&M Bulldogs-DeJarnett,Resha 4-52; Smith,Montauri 3-48; Lacey,Kaderius 3-20; Smith,Torey 1-32; Pride, Terrance 1-6.

**INTERCEPTIONS:** Alcorn State Univ.-Francois,Devon 1-66; Knox,Jamison 1-0. Alabama A&M Bulldogs-None.

**FUMBLES:** Alcorn State Univ.-None. Alabama A&M Bulldogs-Lacey,Kaderius 1-1; Smith,Torey 1-0.



# Game 8 • A&M 14 vs. Alabama State 31

Oct. 27, 2012 • Legion Field • Birmingham, Ala. • 58,702

BIRMINGHAM – It started off as a back and forth game until the Hornets took 31-13 lead at 12:04 mark in the third quarter. From there the Bulldog offense was stifled as the Hornets of Alabama State defeated Alabama A&M 31-13 in the 71st annual Magic City Classic.

In front of an announced crowd of 58,702, A&M's offense was alive as they took a 13-10 lead early in the second quarter. With 14:40 remaining in the first half, State took over and kept the Maroon & White offense in check.

ASU's kicker, Bobby Wenzig hit a 46 yarder to open the scoring at 3-0. Two and a half minutes later Greg Jenkins hit Demario Bell for a 62 yard pass and catch to give the Black & Gold a 10-0 lead.

A&M would finally get on the board with a six yard TD run by Kaderius Lacey. He would then score on a 30 yard run to give the Bulldogs their only lead 13-10.

Alabama State would then score 21 unanswered points to claim the 71st event.

Not since 2010 has Jones lost homecoming and the Magic City Classic in back to back contests. State also held the Bulldogs to a record low 29 yards rushing. That hasn't happen to a Jones rushing attack since November 3, 2007 vs. Jackson State.

"Alabama State played a great game and we didn't," said head coach Anthony Jones. "We had a lot of mental break downs. There were too many mistakes and a combination of things that resulted in us not playing well."

"My hats go off to State for their performance," Jones mentioned. "Across the board we did not do well."

The few bright spots for the Bulldogs were the pink they wore in honor of Breast Cancer Awareness month.

Defensive back AJ Clark's second interception of the year in the fourth quarter, Vernon Marshall's second award of the weekend, the Army Strong award recognizing academics, athletics and community work among both university players. Marshall also accounted for 11 tackles his third contest of the year with double digit stops.

"With these two losses we have to reassess ourselves. We couldn't develop the running game we had no passing game, we had a bunch of mistakes in the secondary," said Jones. "They ran the ball and made big plays in the passing game."

Alabama A&M (6-2, 5-2) managed just 29 yards rushing and was outgained 404-226. The loss drops the Bulldogs into a tie with Alabama State for first place in the SWAC's East Division.

Starting quarterback Deaunte Mason finished going 17 of 37 for 198 yards and a season high four sacks. Lacey ended his final Magic City Classic as a player with 42 yards rushing and two touchdowns. Nine out of 15 drives for A&M ended in punts while three ended in downs and two in touchdowns.

The Bulldogs will regroup and welcome Southern University to "The Hill" on Saturday, November 3rd for the final home game of 2012.

Score by Quarters	1	2	3	4	Score	
Alabama State Univ.	10	14	7	0	31	Record: (5-3,5-2)
Alabama A&M Bulldogs	6	7	0	0	13	Record: (6-2,5-2)

## Scoring Summary:

1st 10:11 ALST - Wenzig, Bobby 46 yd field goal, 10-38 4:49, ALST 3 - AAM 0

07:30 ALST - Bell, DeMario 62 yd pass from Jenkins, Greg (Wenzig, Bobby kick), 1-62 0:10, ALST 10 - AAM 0

04:23 AAM - Lacey,Kaderius 6 yd run (Pride, Terrance rush failed), 7-75 3:06, ALST 10 - AAM 6

2nd 14:40 AAM - Lacey,Kaderius 30 yd run (Wilson,Chance kick), 1-30 0:05, ALST 10 - AAM 13

07:35 ALST - Crowell, Isaiah 9 yd run (Wenzig, Bobby kick), 15-93 6:40, ALST 17 - AAM 13

00:44 ALST - Jenkins, Greg 9 yd run (Wenzig, Bobby kick), 4-70 0:53, ALST 24 - AAM 13

3rd 12:04 ALST - Crowell, Isaiah 3 yd run (Wenzig, Bobby kick), 4-68 1:23, ALST 31 - AAM 13

	ALST	AAM
FIRST DOWNS.....	16	12
RUSHES-YARDS (NET).....	50-155	27-29
PASSING YDS (NET).....	264	232
Passes Att-Comp-Int.....	15-10-1	38-18-0
TOTAL OFFENSE PLAYS-YARDS.....	65-419	65-261
Fumble Returns-Yards.....	0-0	0-0
Punt Returns-Yards.....	2-28	1-22
Kickoff Returns-Yards.....	2-20	2-41
Interception Returns-Yards....	0-0	1-3
Punts (Number-Avg).....	6-36.5	9-32.6
Fumbles-Lost.....	1-1	0-0
Penalties-Yards.....	10-95	8-90
Possession Time.....	31:30	28:30
Third-Down Conversions.....	4 of 12	3 of 14
Fourth-Down Conversions.....	0 of 1	0 of 3
Red-Zone Scores-Chances.....	3-3	1-1
Sacks By: Number-Yards.....	4-42	1-22

RUSHING: Alabama State Univ.-Crowell, Isaiah 17-60; Cyrus, Malcolm 12-58; Cross, Rodney 10-33; Jenkins, Greg 10-12; Bell, DeMario 1-minus 8. Alabama A&M Bulldogs-Lacey,Kaderius 11-42; Isabelle, David 1-3; Mason,Deaunte 15-minus 16.

PASSING: Alabama State Univ.-Jenkins, Greg 10-15-1-264. Alabama A&M Bulldogs-Mason,Deaunte 18-38-0-232.

RECEIVING: Alabama State Univ.-McWilliams, T.C 4-94; Bell, DeMario 2-70; Jones, Landon 2-68; Crowell, Isaiah 2-32. Alabama A&M Bulldogs-Pride, Terrance 5-38; DeJarnett,Resha 4-38; Goldsby,Bobby 2-68; Isabelle, David 2-38; Smith,Torey 2-30; Lacey,Kaderius 2-6; Smith,Montauriu 1-14.

INTERCEPTIONS: Alabama State Univ.-None. Alabama A&M Bulldogs-Clark, A.J. 1-3.

FUMBLES: Alabama State Univ.-Jenkins, Greg 1-1. Alabama A&M Bulldogs-None.

# Game 9 • A&M 24 vs. Southern 23

Nov. 3, 2012 • Louis Crews Stadium • Huntsville, Ala. • 10,208

NORMAL – The Bulldogs kept their championship hopes alive with a 24-23 overtime win over Southern University on senior day.

Seniors Terrell Badie, Jared Bing, Cedric Clayborn, Denzel Cotton, Joaquenssi Eugene, Bobby Goldsby, Chris Hall, Kenneth Harris, David Isabelle, Jamaal Johnson-Webb, Kaderius Lacey, Dee Lett, Vernon Marshall, Deaunte Mason, Preston Nelson, Melvin Payne, Bryant Ross, Montay Rover, Torey Smith, Tim Tillman, Joshua Udeh, Julius Williams and Chance Wilson were honored before the start of the contest.

Running back Kaderius Lacey rushed for 81 yards and a touchdown. Quarterback Deaunte Mason rushed for 14 yards for a score and threw another touchdown on 11 of 22 passing for 96 yards.

The Bulldogs jumped out to a 10-0 lead on a Chance Wilson 33 yard field goal and a three yard rush by Lacey. They would go into half-time with that lead looking for their first victory on senior day since 2009.

The Jaguars came out and scored 17 straight points in the second half with a 20 yard pass and catch from Dray Joseph to Lee Doss. On SU's second drive of the third quarter kicker Matthew Hill connected on a 45 yarder to even the score at 10 all.

Southern then scored seven more with a one yard rush by fullback Brian McCain to give the Blue & Gold a 17-10 lead early in the fourth quarter.

With 10,208 fans in attendance Alabama A&M was not about to go down without a fight. After six first downs, a personal foul penalty by SU and 12 plays, Mason found Montaurius Smith open for a seven yard touchdown to put the game in overtime which is a Louis Crews first since November 3, 2007 when Jackson State defeated AAMU 43-40.

In the extra time A&M won the toss and chose to play defense first. After four plays Joseph found Rashaun Allen in the right corner of the end zone to give the Jags a 23-17 lead. But Hill then missed the extra point which opened the door for AAMU if they scored.

With the win only 25 yards away the Bulldogs needed help and prayer as they came face to face with a fourth and 11 situation. Mason lined up in the shotgun and found Terrance Pride who then dove for the first down giving the Bulldogs new life. After a two yard Lacey run Mason punched the ball in tying the score at 23-all. Senior Chance Wilson then hit his biggest kick of his career, the extra point, to give A&M their first win since October 6.

"I was really excited and nervous but I'm glad it went through the uprights," said Wilson. "I was joking before the game saying I was going to kick the winning score."

"The guys kept fighting and they gave us the strength to keep fighting which allowed us to stay together and win," head coach Anthony Jones mentioned. "Big time play for the guys on the overtime possession."

"The kick was huge for the team as a whole," said Jones.

Jones improves to 1-1 in one point games in 2012. The win was a senior day first since 2009. The victory allows A&M to stay tied with Alabama State as both teams have one conference contest remaining on their schedule. The 96 yards is a season low for Mason who averages 198.9 a game. Senior defensive back Vernon Marshall posted 13 tackles and tied his career high.

Up next the Bulldogs will travel to Jackson, Miss. to face the Tigers whom they haven't defeated since 2009. The game is scheduled for Saturday, November 10th at 2 p.m. in Veterans Memorial Stadium.

Score by Quarters	1	2	3	4	OT	Score
Southern University	0	0	10	7	6	- 23 Record: (3-6,2-5)
Alabama A&M Bulldogs	3	7	0	7	7	- 24 Record: (7-2,6-2)

## Scoring Summary:

1st 07:38 AAM - Wilson,Chance 33 yd field goal, 10-28 3:59, SUBR 0 - AAM 3

2nd 14:24 AAM - Lacey,Kaderius 3 yd run (Wilson,Chance kick), 9-56 4:38, SUBR 0 - AAM 10

3rd 08:42 SUBR - Doss,L. 20 yd pass from Joseph,D. (Hill,M. kick), 9-58 4:26, SUBR 7 - AAM 10

01:49 SUBR - Hill,M. 45 yd field goal, 6-21 2:27, SUBR 10 - AAM 10

4th 08:02 SUBR - McCain,B. 1 yd run (Hill,M. kick), 6-15 1:41, SUBR 17 - AAM 10

00:30 AAM - Smith,Montauriu 7 yd pass from Mason,Deaunte (Wilson,Chance kick), 12-70 4:51, SUBR 17 - AAM 17

OT 15:00 SUBR - Allen,R. 8 yd pass from Joseph,D. (Hill,M. kick failed), 4-25 0:00, SUBR 23 - AAM 17

15:00 AAM - Mason,Deaunte 1 yd run (Wilson,Chance kick), 7-25 0:00, SUBR 23 - AAM 24

	SUBR	AAM
FIRST DOWNS.....	18	15
RUSHES-YARDS (NET).....	36-107	36-118
PASSING YDS (NET).....	148	96
Passes Att-Comp-Int.....	33-16-0	23-12-2
TOTAL OFFENSE PLAYS-YARDS.....	69-255	59-214
Fumble Returns-Yards.....	0-0	0-0
Punt Returns-Yards.....	2-47	1--1
Kickoff Returns-Yards.....	1-14	3-99
Interception Returns-Yards....	2-0	0-0
Punts (Number-Avg).....	4-32.2	5-37.6
Fumbles-Lost.....	0-0	0-0
Penalties-Yards.....	11-91	11-125
Possession Time.....	32:47	26:52
Third-Down Conversions.....	6 of 16	4 of 12
Fourth-Down Conversions.....	0 of 1	2 of 2
Red-Zone Scores-Chances.....	2-4	4-4
Sacks By: Number-Yards.....	2-29	4-21

RUSHING: Southern University-Nzekwe,S. 16-105; Clayton,T. 3-10; Mitchell,L. 1-4; Morgan,J. 1-1; McCain,B. 1-1; TEAM 1-minus 2; Joseph,D. 13-minus 12. Alabama A&M Bulldogs-Lacey,Kaderius 2-1-81; Mason,Deaunte 11-14; Johnson,Brendon 2-14; Pride, Terrance 1-6; Badie,Terrell 1-3.

PASSING: Southern University-Joseph,D. 16-32-0-148; Tuten,C. 0-1-0-0. Alabama A&M Bulldogs-Mason,Deaunte 12-23-2-96.

RECEIVING: Southern University-Doss,L. 5-63; Nzekwe,S. 4-20; Hawkins,C. 3-22; Allen,R. 2-14; Jackson,T. 1-17; Coleman,B. 1-12. Alabama A&M Bulldogs-Smith,Montauriu 3-32; Lacey,Kaderius 3-15; Pride, Terrance 2-17; Goldsby,Bobby 2-15; Upshaw,Toriono 1-11; Isabelle, David 1-6.

INTERCEPTIONS: Southern University-Balancier,A. 1-0; King,K. 1-0. Alabama A&M Bulldogs-None.

FUMBLES: Southern University-None. Alabama A&M Bulldogs-None.

# Game 10 • A&M 21 vs. Jackson State 35

Nov. 10, 2012 • Veterans Memorial Stad. • Jackson, Ala. • 8,445

NORMAL – Their chances of going to another SWAC title game were dashed today as the Tigers of Jackson State defeated Alabama A&M 28-14 in Jackson, Mississippi.

Senior punter Chance Wilson posted a career high 392 yards on nine punts averaging 43.6 with one landing inside the 20 and one falling for a touchback. The all-time leader rushing for A&M, Kaderius Lacey, totaled 74 yards while starting quarterback Deaunte Mason secured 78 yards rushing on 13 carries. Mason also went 17 of 40 for 193 yards and three touchdowns. Montaurius Smith posted his second game of the season with 110 yards on 10 receptions.

Defensively Vernon Marshal totaled 12 tackles for his fifth game this year with double digit stops. Defensive back Jeremy Isabelle secured a career high two interceptions for 11 yards and a fumble recovery in the final conference match for A&M in 2012.

The game started off slow as J-State honored their seniors participating in their final contest at home.

The number seven stands out in this contest as that represents the number of times the Bulldogs punted on their first seven drives. The first half ended the eighth drive for A&M.

Down 14-0 at half time the Maroon & White hit for their biggest play of the game a 40 yard pass and catch from Mason to Rashad DeJarnett. That play led to the Bulldogs first touchdown to move the score to 14-7. Jackson State then scored two straight touchdowns, a one play 67 yard blown coverage touchdown reception by Rico Richardson and a fumble recovery by JSU's Ryan Griffin to push the score in their favor 28-7.

The start of the fourth quarter saw A&M drive the ball six plays for 46 yards to increase their point production to 14. But once again the Tigers were able to score when Rakeem Sims took the ball across the goal line for a 12 yard TD run. The video board at Veterans Memorial Stadium then showed 35-14 in favor of the home team.

A&M was able to put one more touchdown in the books when Mason connected with Smith for a four yarder.

Jackson State then ran the clock out and ended the Maroon & White's dream of another Eastern division title.

The loss drops the Bulldogs to 7-3 overall and 5-3 in the Southwestern Athletic Conference and gives the Hornets of Alabama State the East division and the final spot in the 2012 conference championship contest.

The Bulldogs will travel to Auburn, Ala. to mark an historic match when they play the 2010 National Champion Auburn University Tigers on Saturday, November 17th. Game time is set for 1 p.m. at Jordan-Hare Stadium.

Score by Quarters	1	2	3	4	Score
Alabama A&M Bulldogs	0	0	7	14	- 21
Jackson State.....	0	14	14	7	- 35

## Scoring Summary:

2nd 11:06 JKST - Moore, Clayton 7 yd run (Deising, Ryan kick), 4-74 1:05, AAM 0 - JKST 7  
 03:29 JKST - Sims, Rakeem 7 yd run (Deising, Ryan kick), 8-57 3:20, AAM 0 - JKST 14  
 3rd 11:27 AAM - Upshaw, Toriono 3 yd pass from Mason, Deaunte (Wilson, Chance kick), 8-80 3:27, AAM 7 - JKST 14  
 05:11 JKST - Richardson, Ric 67 yd pass from Moore, Clayton (Deising, Ryan kick), 1-67 0:09, AAM 7 - JKST 21  
 04:32 JKST - Griffin, Ryan 35 yd fumble recovery (Deising, Ryan kick), AAM 7 - JKST 28  
 4th 07:04 AAM - DeJarnett, Resha 20 yd pass from Mason, Deaunte (Wilson, Chance kick), 6-46 1:46, AAM 14 - JKST 28  
 04:31 JKST - Sims, Rakeem 12 yd run (Deising, Ryan kick), 5-74 2:33, AAM 14 - JKST 35  
 01:57 AAM - Smith, Montaurius 4 yd pass from Mason, Deaunte (Wilson, Chance kick), 7-58 2:23, AAM 21 - JKST 35

	AAM	JKST
FIRST DOWNS.....	21	20
RUSHES-YARDS (NET).....	36-151	44-178
PASSING YDS (NET).....	193	279
Passes Att-Comp-Int.....	40-17-0	20-12-2
TOTAL OFFENSE PLAYS-YARDS.....	76-344	64-457
Fumble Returns-Yards.....	0-0	1-35
Punt Returns-Yards.....	1-9	6-48
Kickoff Returns-Yards.....	5-73	4-36
Interception Returns-Yards....	2-11	0-0
Punts (Number-Avg).....	9-43.6	5-40.2
Fumbles-Lost.....	1-1	3-2
Penalties-Yards.....	4-28	11-101
Possession Time.....	30:48	29:12
Third-Down Conversions.....	7 of 17	3 of 11
Fourth-Down Conversions.....	0 of 1	0 of 1
Red-Zone Scores-Chances.....	3-5	3-4
Sacks By: Number-Yards.....	1-6	1-7

RUSHING: Alabama A&M Bulldogs-Mason, Deaunte 13-78; Lacey, Kaderius 19-74; Badie, Terrell 1-7; Johnson, Brendon 2-0; Isabelle, David 1-minus 8. Jackson State-Sims, Rakeem 21-125; Moore, Clayton 13-54; Singleton, Tobia 1-9; Gooden, Tommy 5-8; Rush, Tim 3-minus 7; Ingram, Evan 1-minus 11.

PASSING: Alabama A&M Bulldogs-Mason, Deaunte 17-40-0-193. Jackson State-Moore, Clayton 11-19-2-233; McDonald, Dedric 1-1-0-46.

RECEIVING: Alabama A&M Bulldogs-Smith, Montaurius 10-110; Lacey, Kaderius 3-10; DeJarnett, Resha 2-60; Smith, Torey 1-10; Upshaw, Toriono 1-3. Jackson State-Pendleton, Zach 6-125; Richardson, Ric 2-105; McKenzie, DeSuan 1-22; Moll, Jairus 1-21; Singleton, Tobia 1-3; Sims, Rakeem 1-3.

INTERCEPTIONS: Alabama A&M Bulldogs-Isabelle, Jeremy 2-11. Jackson State-None.

FUMBLES: Alabama A&M Bulldogs-Mason, Deaunte 1-1. Jackson State-Moore, Clayton 2-1; Sims, Rakeem 1-1.



**The Automated ScoreBook**  
Alabama A&M Bulldogs Overall Team Statistics (as of Nov 11, 2012)  
**All games**



<b>Team Statistics</b>	<b>AAM</b>	<b>OPP</b>
<b>SCORING</b>	256	186
Points Per Game	25.6	18.6
<b>FIRST DOWNS</b>	189	169
Rushing	85	85
Passing	87	67
Penalty	17	17
<b>RUSHING YARDAGE</b>	1635	1429
Yards gained rushing	1916	1783
Yards lost rushing	281	354
Rushing Attempts	377	366
Average Per Rush	4.3	3.9
Average Per Game	163.5	142.9
TDs Rushing	19	12
<b>PASSING YARDAGE</b>	1887	1718
Comp-Att-Int	157-274-4	114-257-11
Average Per Pass	6.9	6.7
Average Per Catch	12.0	15.1
Average Per Game	188.7	171.8
TDs Passing	16	9
<b>TOTAL OFFENSE</b>	3522	3147
Total Plays	651	623
Average Per Play	5.4	5.1
Average Per Game	352.2	314.7
<b>KICK RETURNS: #-Yards</b>	29-488	40-717
<b>PUNT RETURNS: #-Yards</b>	10-90	22-309
<b>INT RETURNS: #-Yards</b>	11-33	4-66
<b>KICK RETURN AVERAGE</b>	16.8	17.9
<b>PUNT RETURN AVERAGE</b>	9.0	14.0
<b>INT RETURN AVERAGE</b>	3.0	16.5
<b>FUMBLES-LOST</b>	7-6	12-8
<b>PENALTIES-Yards</b>	72-683	87-713
Average Per Game	68.3	71.3
<b>PUNTS-Yards</b>	55-2039	47-1809
Average Per Punt	37.1	38.5
Net punt average	30.4	34.9
<b>TIME OF POSSESSION/Game</b>	31:49	27:44
<b>3RD-DOWN Conversions</b>	55/133	37/123
3rd-Down Pct	41%	30%
<b>4TH-DOWN Conversions</b>	5/13	3/13
4th-Down Pct	38%	23%
<b>SACKS BY-Yards</b>	19-138	16-141
<b>MISC YARDS</b>	4	0
<b>TOUCHDOWNS SCORED</b>	35	23
<b>FIELD GOALS-ATTEMPTS</b>	4-7	9-16
<b>ON-SIDE KICKS</b>	0-1	0-0
<b>RED-ZONE SCORES</b>	(28-35) 80%	(22-32) 69%
<b>RED-ZONE TOUCHDOWNS</b>	(24-35) 69%	(15-32) 47%
<b>PAT-ATTEMPTS</b>	(34-34) 100%	(21-23) 91%
<b>ATTENDANCE</b>	45545	20080
Games/Avg Per Game	4/11386	4/5020
Neutral Site Games		2/39800

<b>Score by Quarters</b>	<b>1st</b>	<b>2nd</b>	<b>3rd</b>	<b>4th</b>	<b>OT</b>	<b>Total</b>
Alabama A&M Bulldogs	58	80	52	59	7	256
Opponents	47	52	51	30	6	186





**The Automated ScoreBook**  
Alabama A&M Bulldogs Overall Individual Statistics (as of Nov 11, 2012)  
**All games**



Rushing	gp	att	gain	loss	net	avg	td	lg	avg/g
Lacey,Kaderius	10	170	941	50	891	5.2	8	45	89.1
Mason,Deaunte	10	115	494	176	318	2.8	9	47	31.8
Johnson,Brendon	10	48	268	23	245	5.1	1	22	24.5
Badie,Terrell	10	24	141	6	135	5.6	1	20	13.5
Pride, Terrance	10	2	34	0	34	17.0	0	28	3.4
Eldermire,Brand	4	4	16	3	13	3.2	0	11	3.2
Nelson,Bryan	10	1	2	0	2	2.0	0	2	0.2
McCloud,Talmadg	4	1	0	0	0	0.0	0	0	0.0
Rover,Montay	10	1	0	0	0	0.0	0	0	0.0
TEAM	3	2	0	1	-1	-0.5	0	0	-0.3
Isabelle, David	6	9	20	22	-2	-0.2	0	10	-0.3
Total	10	377	1916	281	1635	4.3	19	47	163.5
Opponents	10	366	1783	354	1429	3.9	12	54	142.9

Passing	gp	effic	comp-att-int	pct	yds	td	lg	avg/g
Mason,Deaunte	10	132.86	156-270-4	57.8	1880	16	61	188.0
Isabelle, David	6	79.40	1-2-0	50.0	7	0	7	1.2
Pride, Terrance	10	0.00	0-2-0	0.0	0	0	0	0.0
Total	10	131.50	157-274-4	57.3	1887	16	61	188.7
Opponents	10	103.51	114-257-11	44.4	1718	9	67	171.8


Receiving	gp	no.	yds	avg	td	lg	avg/g
Smith,Montauriu	10	45	511	11.4	4	33	51.1
DeJarnett,Resha	10	31	460	14.8	4	43	46.0
Goldsby,Bobby	10	19	279	14.7	4	47	27.9
Pride, Terrance	10	18	199	11.1	1	27	19.9
Lacey,Kaderius	10	18	114	6.3	1	30	11.4
Smith,Torey	9	12	213	17.8	1	61	23.7
Isabelle, David	6	4	46	11.5	0	34	7.7
Johnson,Brendon	10	4	11	2.8	0	7	1.1
Upshaw,Toriono	3	3	28	9.3	1	14	9.3
Ross,Demario	6	3	26	8.7	0	14	4.3
Total	10	157	1887	12.0	16	61	188.7
Opponents	10	114	1718	15.1	9	67	171.8

Punt Returns	no.	yds	avg	td	lg
Smith,Montauriu	7	22	3.1	0	10
Smith,Torey	3	68	22.7	0	42
Total	10	90	9.0	0	42
Opponents	22	309	14.0	0	46

Interceptions	no.	yds	avg	td	lg
Williams,Julius	2	10	5.0	0	10
Isabelle,Jeremy	2	11	5.5	0	11
Clark, A.J.	2	3	1.5	0	3
Harris,Derrick	2	9	4.5	0	10
Nelson,Preston	1	0	0.0	0	0
Shepherd,Trema	1	0	0.0	0	0
Ervin,Chris	1	0	0.0	0	0
Total	11	33	3.0	0	11
Opponents	4	66	16.5	1	66

Kick Returns	no.	yds	avg	td	lg
Pride, Terrance	19	365	19.2	0	50
Johnson,Brendon	9	123	13.7	0	21
James,Jimelle	1	0	0.0	0	0
Total	29	488	16.8	0	50
Opponents	40	717	17.9	0	39

Fumble Returns	no.	yds	avg	td	lg
Clark, A.J.	1	60	60.0	0	60
Total	1	60	60.0	0	60
Opponents	1	35	35.0	1	35



## The Automated ScoreBook

### Alabama A&M Bulldogs Overall Individual Statistics (as of Nov 11, 2012)

#### All games



Scoring	td	fg	PAT				dxp	saf	pts
			kick	rush	rcv	pass			
Lacey,Kaderius	9	-	-	-	-	-	-	-	54
Mason,Deaunte	9	-	-	-	-	-	-	-	54
Wilson,Chance	-	4-7	34-34	-	-	-	-	-	46
Smith,Montauriu	4	-	-	-	-	-	-	-	24
DeJarnett,Resha	4	-	-	-	-	-	-	-	24
Goldsbey,Bobby	4	-	-	-	-	-	-	-	24
Smith,Torey	1	-	-	-	-	-	-	-	6
Badie,Terrell	1	-	-	-	-	-	-	-	6
Pride, Terrance	1	-	-	0-1	-	-	-	-	6
Johnson,Brendon	1	-	-	-	-	-	-	-	6
Upshaw,Toriono	1	-	-	-	-	-	-	-	6
<b>Total</b>	<b>35</b>	<b>4-7</b>	<b>34-34</b>	<b>0-1</b>	<b>-</b>	<b>-</b>	<b>-</b>	<b>-</b>	<b>256</b>
<b>Opponents</b>	<b>23</b>	<b>9-16</b>	<b>21-23</b>	<b>-</b>	<b>-</b>	<b>-</b>	<b>-</b>	<b>-</b>	<b>186</b>

Total Offense	g	plays	rush	pass	total	avg/g
Mason,Deaunte	10	385	318	1880	2198	219.8
Lacey,Kaderius	10	170	891	0	891	89.1
Johnson,Brendon	10	48	245	0	245	24.5
Badie,Terrell	10	24	135	0	135	13.5
Pride, Terrance	10	4	34	0	34	3.4
Eldermire,Brand	4	4	13	0	13	3.2
Isabelle, David	6	11	-2	7	5	0.8
Nelson,Bryan	10	1	2	0	2	0.2
<b>TEAM</b>	<b>3</b>	<b>2</b>	<b>-1</b>	<b>0</b>	<b>-1</b>	<b>-0.3</b>
<b>Total</b>	<b>10</b>	<b>651</b>	<b>1635</b>	<b>1887</b>	<b>3522</b>	<b>352.2</b>
<b>Opponents</b>	<b>10</b>	<b>623</b>	<b>1429</b>	<b>1718</b>	<b>3147</b>	<b>314.7</b>


Field Goals	fg	pct.	01-19	20-29	30-39	40-49	50-99	lg	blk
Wilson,Chance	4-7	57.1	0-0	1-1	3-3	0-3	0-0	39	0

FG Sequence	Alabama A&M Bulldogs	Opponents
Tuskegee Univ.	-	(20),(35),44,52
UAPB	-	(36),41
Prairie View A&M	42	(28),(32),(30)
Texas Southern	42	-
Grambling State	40,(31)	(21)
MS Valley State	-	39
Alcorn State Univ.	(22),(39)	37
Alabama State Univ.	-	(46)
Southern University	(33)	43,(45),47
Jackson State	-	-


Punting	no.	yds	avg	lg	tb	fc	i20	50+	blk
Wilson,Chance	55	2039	37.1	64	3	2	9	8	0
<b>Total</b>	<b>55</b>	<b>2039</b>	<b>37.1</b>	<b>64</b>	<b>3</b>	<b>2</b>	<b>9</b>	<b>8</b>	<b>0</b>
<b>Opponents</b>	<b>47</b>	<b>1809</b>	<b>38.5</b>	<b>59</b>	<b>4</b>	<b>12</b>	<b>7</b>	<b>6</b>	<b>0</b>

Kickoffs	no.	yds	avg	tb	ob	retn	net	ydln
Wilson,Chance	44	2500	56.8	5	2			
Horton,Daniel	3	162	54.0	0	0			
<b>Total</b>	<b>47</b>	<b>2662</b>	<b>56.6</b>	<b>5</b>	<b>2</b>	<b>17.9</b>	<b>39.3</b>	<b>25</b>
<b>Opponents</b>	<b>40</b>	<b>2247</b>	<b>56.2</b>	<b>7</b>	<b>3</b>	<b>16.8</b>	<b>40.5</b>	<b>24</b>

Numbers in (parentheses) indicate field goal was made.



**The Automated ScoreBook**  
Alabama A&M Bulldogs Overall Individual Statistics (as of Nov 11, 2012)  
**All games**



All Purpose	g	rush	rcv	pr	kr	ir	total	avg/g
Lacey,Kaderius	10	891	114	0	0	0	1005	100.5
Pride, Terrance	10	34	199	0	365	0	598	59.8
Smith, Montauriu	10	0	511	22	0	0	533	53.3
DeJarnett, Resha	10	0	460	0	0	0	460	46.0
Johnson, Brendo	10	245	11	0	123	0	379	37.9
Mason, Deaunte	10	318	0	0	0	0	318	31.8
Smith, Torey	9	0	213	68	0	0	281	31.2
Goldsby, Bobby	10	0	279	0	0	0	279	27.9
Badie, Terrell	10	135	0	0	0	0	135	13.5
Isabelle, David	6	-2	46	0	0	0	44	7.3
Upshaw, Toriono	3	0	28	0	0	0	28	9.3
Ross, Demario	6	0	26	0	0	0	26	4.3
Eldermire, Brand	4	13	0	0	0	0	13	3.2
Isabelle, Jeremy	9	0	0	0	0	11	11	1.2
Williams, Julius	8	0	0	0	0	10	10	1.2
Harris, Derrick	10	0	0	0	0	9	9	0.9
Clark, A.J.	10	0	0	0	0	3	3	0.3
Nelson, Bryan	10	2	0	0	0	0	2	0.2
TEAM	3	-1	0	0	0	0	-1	-0.3
Total	10	1635	1887	90	488	33	4133	413.3
Opponents	10	1429	1718	309	717	66	4239	423.9



The Automated ScoreBook  
Alabama A&M Bulldogs Overall Defensive Statistics (as of Nov 11, 2012)  
All games



##	Defensive Leaders	gp	Tackles				tfl/yds	Sacks no-yds	Pass defense			Fumbles		blkd		
			ua	a	tot				int-yds	brup	qbh	rcv-yds	ff	kick	saf	
6	Marshall,Vernon	10	43	51	94	8.5-36	2-12	.	1	1	.	.	.	1	.	
52	Rover,Montay	10	18	33	51	4.0-4	.	.	1	1	1-0	.	.	.	.	
48	Cotton,Denzel	10	22	27	49	6.0-21	.	.	1	.	1-0	3	.	.	.	
51	Nelson,Robert	10	10	31	41	2.0-7	.	.	.	1	.	.	.	.	.	
95	Bailey,Reginald	10	17	20	37	9.5-45	2-12	.	2	4	.	1	.	.	.	
94	Nelson,Preston	10	13	19	32	5.5-27	4-15	1-0	2	2	.	.	.	.	.	
97	Tillman,Tim	10	11	20	31	8.0-38	3-17	.	.	2	1-0	1	.	.	.	
8	Clark, A.J.	10	17	12	29	0.5-0	.	2-3	5	.	1-60	.	1	.	.	
96	Payne,Melvin	10	7	18	25	6.0-30	4-11	.	.	1	.	1	.	.	.	
90	Lanier,Anthony	10	9	16	25	1.0-1	1-1	.	2	2	1-0	.	1	.	.	
18	Clayborn,Cedric	9	15	10	25	0.5-2	.	.	2	.	.	.	.	.	.	
23	Harris,Derrick	10	15	9	24	1.0-5	.	2-9	9	.	.	.	.	.	.	
12	Isabelle,Jeremy	9	7	16	23	2.0-7	.	2-11	2	.	1-0	.	.	.	.	
91	Harvey,Phillip	9	7	16	23	4.5-22	3-18	.	.	3	1-0	1	.	.	.	
99	Johnson,Corey	9	7	12	19	4.5-42	3-34	.	1	2	.	1	.	.	.	
36	Ervin,Chris	8	8	10	18	1.5-3	.	1-0	2	.	.	1	.	.	.	
15	Williams,Julius	8	11	7	18	.	.	2-10	3	.	1-0	.	.	.	.	
27	Morris,Jamel	5	5	10	15	.	.	.	.	.	.	.	.	.	.	
24	Udeh,Joshua	9	4	11	15	1.0-1	.	.	1	.	.	.	.	.	.	
25	James,Jimelle	9	5	9	14	.	.	.	3	1	.	.	.	.	.	
47	Shepherd,Tremai	7	5	5	10	1.0-5	.	1-0	.	.	.	.	.	.	.	
43	Jackson,Ryan	9	5	4	9	.	.	.	2	.	.	.	.	.	.	
93	Jackson,Areka	5	3	5	8	1.5-4	1-3	.	.	.	.	.	.	.	.	
54	Johnson,Conard	7	2	6	8	0.5-5	.	.	.	.	.	.	.	.	.	
14	Shoaf,Nicholas	6	7	1	8	.	.	.	.	.	.	.	.	.	.	
33	Graham,Darrin	4	2	5	7	0.5-1	.	.	1	.	.	.	.	.	.	
89	Ross,Demario	6	3	3	6	.	.	.	.	.	.	.	.	.	.	
63	Vickers,Jawanza	7	1	5	6	0.5-1	.	.	.	.	.	.	.	.	.	
46	Dargan,Cuevas	7	5	.	5	.	.	.	.	.	.	.	.	.	.	
20	Badie,Terrell	10	2	2	4	.	.	.	.	.	.	.	.	.	.	
34	Keith,Chartavio	3	1	3	4	.	.	.	.	.	.	.	.	.	.	
28	Letf,Dee	4	2	2	4	1.5-16	2-16	.	.	.	.	.	.	.	.	
32	Horton, Jeshun	4	2	2	4	.	.	.	.	.	.	.	.	.	.	
21	Dozier,Marcus	7	3	1	4	.	.	.	1	.	.	.	.	.	.	
50	Roman,Jordan	10	1	2	3	.	.	.	.	.	.	.	.	.	.	
9	Wilson,Chance	10	2	.	2	.	.	.	.	.	.	.	.	.	.	
58	Dagrin,David	6	1	1	2	.	.	.	.	.	.	.	.	.	.	
53	Calmes,Germaine	2	.	1	1	.	.	.	.	.	.	.	.	.	.	
39	Rice,Theron	8	1	.	1	.	.	.	1	.	.	.	1	.	.	
80	Smith,Torey	9	1	.	1	.	.	.	.	.	.	.	.	.	.	
59	Wainwright,Keit	5	.	1	1	.	.	.	.	.	.	.	.	.	.	
13	Horton,Daniel	2	1	.	1	.	.	.	.	.	.	.	.	.	.	
37	Eldermire,Brand	4	.	1	1	.	.	.	.	.	.	.	.	.	.	
3	DeJarnett,Resha	10	1	.	1	.	.	.	.	.	.	.	.	.	.	
57	Robinson,Quinti	5	.	1	1	0.5-5	1-5	.	.	.	.	.	.	.	.	
Total		10	302	408	710	72-328	19-138	11-33	42	20	8-60	9	4	.	.	
Opponents		10	337	363	700	65-294	16-141	4-66	28	15	6-35	5	.	.	.	





## The Automated ScoreBook

### Alabama A&M Bulldogs Combined Team Statistics (as of Nov 11, 2012)

All games



Date	Opponent	Score	Att.
Sep 1, 2012	vs Tuskegee Univ.	W 7-6	21400
* Sep 08, 2012	at UAPB	W 14-10	11300
* Sep 15, 2012	PRAIRIE VIEW A&M	W 42-30	5325
* Sep 22, 2012	at Texas Southern	W 42-13	4484
* Sep 29, 2012	GRAMBLING STATE	W 38-17	13231
* Oct 06, 2012	at MS Valley State	W 35-0	4296
* Oct 13, 2012	ALCORN STATE UNIV.	L 20-21	16781
* Oct 27, 2012	vs Alabama State Univ.	L 13-31	58201
* Nov 03, 2012	SOUTHERN UNIVERSITY	W 24-23	10208
* Nov 10, 2012	at Jackson State	L 21-35	0

Record:	Overall	Home	Away	Neutral
All games	7-3	3-1	3-1	1-1
Conference	6-3	3-1	3-1	0-1
Non-Conference	1-0	0-0	0-0	1-0

Team Statistics	AAM	OPP
FIRST DOWNS	189	169
Rushing	85	85
Passing	87	67
Penalty	17	17
RUSHING YARDAGE	1635	1429
Rushing Attempts	377	366
Average Per Rush	4.3	3.9
Average Per Game	163.5	142.9
TDs Rushing	19	12
PASSING YARDAGE	1887	1718
Comp-Att-Int	157-274-4	114-257-11
Average Per Pass	6.9	6.7
Average Per Catch	12.0	15.1
Average Per Game	188.7	171.8
TDs Passing	16	9
TOTAL OFFENSE	3522	3147
Average Per Play	5.4	5.1
Average Per Game	352.2	314.7
KICK RETURNS: #-Yards	29-488	40-717
PUNT RETURNS: #-Yards	10-90	22-309
INT RETURNS: #-Yards	11-33	4-66
FUMBLES-LOST	7-6	12-8
PENALTIES-Yards	72-683	87-713
PUNTS-AVG	55-37.1	47-38.5
TIME OF POSSESSION/Game	31:49	27:44
3RD-DOWN Conversions	55/133	37/123
4TH-DOWN Conversions	5/13	3/13

Rushing	gp	att	gain	loss	net	avg	td	lg	avg/g
Lacey,Kaderius	10	170	941	50	891	5.2	8	45	89.1
Mason,Deaunte	10	115	494	176	318	2.8	9	47	31.8
Johnson,Brendon	10	48	268	23	245	5.1	1	22	24.5
Badie,Terrell	10	24	141	6	135	5.6	1	20	13.5
Pride, Terrance	10	2	34	0	34	17.0	0	28	3.4
Eldermire,Brand	4	4	16	3	13	3.2	0	11	3.2
Nelson,Bryan	10	1	2	0	2	2.0	0	2	0.2
McCloud,Talmadg	4	1	0	0	0	0.0	0	0	0.0
Rover,Montay	10	1	0	0	0	0.0	0	0	0.0
TEAM	3	2	0	1	-1	-0.5	0	0	-0.3
Isabelle, David	6	9	20	22	-2	-0.2	0	10	-0.3
Total	10	377	1916	281	1635	4.3	19	47	163.5
Opponents	10	366	1783	354	1429	3.9	12	54	142.9

Passing	gp	effic	comp-att-int	pct	yds	td	lg	avg/g
Mason,Deaunte	10	132.86	156-270-4	57.8	1880	16	61	188.0
Isabelle, David	6	79.40	1-2-0	50.0	7	0	7	1.2
Pride, Terrance	10	0.00	0-2-0	0.0	0	0	0	0.0
Total	10	131.50	157-274-4	57.3	1887	16	61	188.7
Opponents	10	103.51	114-257-11	44.4	1718	9	67	171.8

Interceptions	no.	yds	avg	td	lg
Clark, A.J.	2	3	1.5	0	3
Isabelle,Jeremy	2	11	5.5	0	11
Harris,Derrick	2	9	4.5	0	10
Williams,Julius	2	10	5.0	0	10
Ervin,Chris	1	0	0.0	0	0
Shepherd,Tremai	1	0	0.0	0	0
Nelson,Preston	1	0	0.0	0	0

Punting	no.	yds	avg	lg	tb	fc	i20	50+	blk
Wilson,Chance	55	2039	37.1	64	3	2	9	8	0

Punt Returns	no.	yds	avg	td	lg
Smith,Montauriu	7	22	3.1	0	10
Smith,Torey	3	68	22.7	0	42
Total	10	90	9.0	0	42
Opponents	22	309	14.0	0	46

Kick Returns	no.	yds	avg	td	lg
Pride, Terrance	19	365	19.2	0	50
Johnson,Brendon	9	123	13.7	0	21
James,Jimelle	1	0	0.0	0	0
Total	29	488	16.8	0	50
Opponents	40	717	17.9	0	39

All Purpose	g	rush	rcv	pr	kr	ir	total	avg/g
Lacey,Kaderius	10	891	114	0	0	0	1005	100.5
Pride, Terrance	10	34	199	0	365	0	598	59.8
Smith,Montauriu	10	0	511	22	0	0	533	53.3
DeJarnett,Resha	10	0	460	0	0	0	460	46.0
Johnson,Brendon	10	245	11	0	123	0	379	37.9
Total	10	1635	1887	90	488	33	4133	413.3
Opponents	10	1429	1718	309	717	66	4239	423.9

Total Offense	g	plays	rush	pass	total	avg/g
Mason,Deaunte	10	385	318	1880	2198	219.8
Lacey,Kaderius	10	170	891	0	891	89.1
Johnson,Brendon	10	48	245	0	245	24.5
Badie,Terrell	10	24	135	0	135	13.5
Pride, Terrance	10	4	34	0	34	3.4
Total	10	651	1635	1887	3522	352.2
Opponents	10	623	1429	1718	3147	314.7

Field Goals	fg	pct.	01-19	20-29	30-39	40-49	50-99	lg	blk
Wilson,Chance	4-7	57.1	0-0	1-1	3-3	0-3	0-0	39	0

Scoring	td	fg	PAT				dxp	saf	pts
			kick	rush	rcv	pass			
Lacey,Kaderius	9	-	-	-	-	-	-	54	
Mason,Deaunte	9	-	-	-	-	-	-	54	
Wilson,Chance	-	4-7	34-34	-	-	-	-	46	
Goldsby,Bobby	4	-	-	-	-	-	-	24	
DeJarnett,Resha	4	-	-	-	-	-	-	24	
Smith,Montauriu	4	-	-	-	-	-	-	24	
Johnson,Brendon	1	-	-	-	-	-	-	6	
Badie,Terrell	1	-	-	-	-	-	-	6	
Pride, Terrance	1	-	-	0-1	-	-	-	6	
Upshaw,Torionio	1	-	-	-	-	-	-	6	
Smith,Torey	1	-	-	-	-	-	-	6	
Total	35	4-7	34-34	0-1	-	-	-	256	
Opponents	23	9-16	21-23	-	-	-	-	186	

Score by Quarters	1st	2nd	3rd	4th	OT	Total
Alabama A&M Bulldogs	58	80	52	59	7	256
Opponents	47	52	51	30	6	186

Tackles

Sacks

Pass defense

Fumbles

blkd



The Automated ScoreBook  
Alabama A&M Bulldogs Game Results (as of Nov 11, 2012)  
All games



Date	Opponent	Score	Overall	Conference	Time	Attend
Sept 1, 2012	vs Tuskegee Univ.	W 7-6	1-0	0-0	2:39	21400
* Sep 08, 2012	at UAPB	W 14-10	2-0	1-0	2:34	11300
* Sep 15, 2012	PRAIRIE VIEW A&M	W 42-30	3-0	2-0	2:57	5325
* Sep 22, 2012	at Texas Southern	W 42-13	4-0	3-0	3:01	4484
* Sep 29, 2012	GRAMBLING STATE	W 38-17	5-0	4-0	3:11	13231
* Oct 06, 2012	at MS Valley State	W 35-0	6-0	5-0	2:49	4296
* Oct 13, 2012	ALCORN STATE UNIV.	L 20-21	6-1	5-1	3:03	16781
* Oct 27, 2012	vs Alabama State Univ.	L 13-31	6-2	5-2	3:19	58201
* Nov 03, 2012	SOUTHERN UNIVERSITY	Wo 24-23	7-2	6-2	3:00PM	10208
* Nov 10, 2012	at Jackson State	L 21-35	7-3	6-3	3:11	



## The Automated ScoreBook

### Alabama A&M Bulldogs Team Game-by-Game (as of Nov 11, 2012)

All games



#### TEAM STATISTICS

Date	Opponent	Rushing				Receiving				Passing				Kick Returns				Punt Returns				tot off
		no.	yds	td	lg	no.	yds	td	lg	cmp-att-int	yds	td	lg	no.	yds	td	lg	no.	yds	td	lg	
Sept 1	vs Tuskegee Univ.	34	149	0	20	19	171	1	31	19-28-0	171	1	31	3	41	0	17	1	2	0	2	320
Sep 08	at UAPB	37	189	2	43	4	32	0	19	4-10-0	32	0	19	2	60	0	50	0	0	0	0	221
Sep 15	PRAIRIE VIEW A&M	38	142	3	28	22	279	3	43	22-30-0	279	3	43	6	135	0	49	0	0	0	0	421
Sep 22	at Texas Southern	50	224	4	22	18	238	2	61	18-26-0	238	2	61	2	31	0	21	2	9	0	10	462
Sep 29	GRAMBLING STATE	38	235	2	45	13	247	3	34	13-18-0	247	3	34	3	45	0	27	1	2	0	2	482
Oct 06	at MS Valley State	35	150	3	38	22	241	2	32	22-34-0	241	2	32	1	5	0	5	1	42	0	42	391
Oct 13	ALCORN STATE UNIV.	46	248	1	39	12	158	1	42	12-27-2	158	1	42	3	29	0	15	2	5	0	4	406
Oct 27	vs Alabama State Univ.	27	29	2	30	18	232	0	47	18-38-0	232	0	47	2	41	0	25	1	22	0	22	261
Nov 03	SOUTHERN UNIVERSITY	36	118	2	18	12	96	1	16	12-23-2	96	1	16	2	28	0	14	1	-1	0	0	214
Nov 10	at Jackson State	36	151	0	47	17	193	3	40	17-40-0	193	3	40	5	73	0	19	1	9	0	9	344
Alabama A&M Bulldogs		377	1635	19	47	157	1887	16	61	157-274-4	1887	16	61	29	488	0	50	10	90	0	42	3522
		366	1429	12	54	114	1718	9	67	114-257-11	1718	9	67	40	717	0	39	22	309	0	46	3147

Games played: 10  
 Avg per rush: 4.3  
 Avg per catch: 12.0  
 Pass efficiency: 131.50  
 Kick ret avg: 16.8  
 Punt ret avg: 9.0  
 All purpose avg/game: 413.3  
 Total offense avg/gm: 352.2

Date	Opponent	Tackles				Sacks no-yds	Fumble		Pass Defense			Blkd kick	PAT Attempts			saf	pts	
		ua	a	total	fl-yds		ff	fr-yds	int-yds	qbh	brup		kick	rush	rcv			
Sept 1	vs Tuskegee Univ.	23	40	63	8.0-24	0-0	0	0-0	0-0	5	5	2	1-1	0	0	0	0	7
Sep 08	at UAPB	33	56	89	7.0-27	2-15	0	0-0	1-0	1	2	0	2-2	0	0	0	0	14
Sep 15	PRAIRIE VIEW A&M	39	46	85	7.0-26	1-8	2	2-0	3-9	0	9	0	6-6	0	0	0	0	42
Sep 22	at Texas Southern	26	22	48	4.0-15	0-0	1	0-0	3-10	0	5	0	6-6	0	0	0	0	42
Sep 29	GRAMBLING STATE	28	48	76	1.0-3	1-3	2	1-60	0-0	7	9	0	5-5	0	0	0	0	38
Oct 06	at MS Valley State	28	34	62	13.0-70	6-39	2	2-0	1-0	1	4	0	5-5	0	0	0	0	35
Oct 13	ALCORN STATE UNIV.	23	40	63	7.0-34	3-24	0	0-0	0-0	2	2	0	2-2	0	0	0	0	20
Oct 27	vs Alabama State Univ.	37	36	73	7.0-38	1-22	1	1-0	1-3	0	2	0	1-1	0	0	0	0	13
Nov 03	SOUTHERN UNIVERSIT	26	46	72	10.0-55	4-27	0	0-0	0-0	1	4	2	3-3	0	0	0	0	24
Nov 10	at Jackson State	39	40	79	8.0-36	1-6	1	2-0	2-11	3	0	0	3-3	0	0	0	0	21
Alabama A&M Bulldogs		302	408	710	72.0-328	26-144	9	8-60	11-33	20	42	4	34-34	0	0	0	0	256
		337	363	700	65.5-294	23-141	5	6-35	4-66	15	28	0	21-23	0	0	0	0	186

Date	Opponent	Punting							Field Goals			Kickoffs						
		no.	yds	avg	long	blkd	tb	fc	50+	i20	md-att	long	blkd	no.	yds	avg	tb	ob
Sept 1	vs Tuskegee Univ.	7	244	34.9	56	0	1	0	1	2	0-0	0	0	2	117	58.5	0	0
Sep 08	at UAPB	6	254	42.3	54	0	1	0	2	1	0-0	0	0	3	157	52.3	0	0
Sep 15	PRAIRIE VIEW A&M	7	248	35.4	44	0	0	0	0	1	0-1	0	0	7	361	51.6	0	1
Sep 22	at Texas Southern	3	120	40.0	47	0	0	0	0	1	0-1	0	0	7	393	56.1	0	0
Sep 29	GRAMBLING STATE	2	66	33.0	37	0	0	0	0	1	1-2	31	0	7	385	55.0	0	1
Oct 06	at MS Valley State	4	122	30.5	49	0	0	0	0	0	0-0	0	0	6	377	62.8	1	0
Oct 13	ALCORN STATE UNIV.	3	112	37.3	40	0	0	0	0	1	2-2	39	0	5	308	61.6	1	0
Oct 27	vs Alabama State Univ.	9	293	32.6	55	0	0	2	2	1	0-0	0	0	3	160	53.3	0	0
Nov 03	SOUTHERN UNIVERSIT	5	188	37.6	43	0	0	0	0	0	1-1	33	0	4	248	62.0	3	0
Nov 10	at Jackson State	9	392	43.6	64	0	1	0	3	1	0-0	0	0	3	156	52.0	0	0
Alabama A&M Bulldogs		55	2039	37.1	64	0	3	2	8	9	4-7	39	0	47	2662	56.6	5	2
		47	1809	38.5	59	0	4	12	6	7	9-16	46	4	40	2247	56.2	7	3



The Automated ScoreBook  
Alabama A&M Bulldogs Opponent Game-by-Game (as of Nov 11, 2012)  
All games



OPPONENT STATISTICS

Date	Opponent	Rushing				Receiving				Passing				Kick Returns				Punt Returns				tot off
		no.	yds	td	lg	no.	yds	td	lg	cmp-att-int	yds	td	lg	no.	yds	td	lg	no.	yds	td	lg	
Sept 1	vs Tuskegee Univ.	32	128	0	13	7	130	0	42	7-24-0	130	0	42	2	36	0	20	2	27	0	24	258
Sep 08	at UAPB	44	173	1	54	14	189	0	32	14-23-1	189	0	32	3	73	0	32	1	19	0	19	362
Sep 15	PRAIRIE VIEW A&M	47	298	2	32	10	121	1	34	10-23-3	121	1	34	6	129	0	39	4	102	0	46	419
Sep 22	at Texas Southern	19	91	0	15	12	163	2	44	12-34-3	163	2	44	7	125	0	30	1	0	0	0	254
Sep 29	GRAMBLING STATE	34	140	1	18	14	204	1	20	14-39-0	204	1	20	6	101	0	22	0	0	0	0	344
Oct 06	at MS Valley State	31	88	0	44	7	80	0	35	7-20-1	80	0	35	5	92	0	25	2	17	0	13	168
Oct 13	ALCORN STATE UNIV.	29	71	1	28	12	140	1	25	12-26-0	140	1	25	4	91	0	35	2	21	0	14	211
Oct 27	vs Alabama State Univ.	50	155	3	18	10	264	1	62	10-15-1	264	1	62	2	20	0	14	2	28	0	17	419
Nov 03	SOUTHERN UNIVERSITY	36	107	1	29	16	148	2	20	16-33-0	148	2	20	1	14	0	14	2	47	0	31	255
Nov 10	at Jackson State	44	178	3	25	12	279	1	67	12-20-2	279	1	67	4	36	0	16	6	48	0	14	457
Opponents		366	1429	12	54	114	1718	9	67	114-257-11	1718	9	67	40	717	0	39	22	309	0	46	3147
		377	1635	19	47	157	1887	16	61	157-274-4	1887	16	61	29	488	0	50	10	90	0	42	3522

Games played: 10  
Avg per rush: 3.9  
Avg per catch: 15.1  
Pass efficiency: 103.51  
Kick ret avg: 17.9  
Punt ret avg: 14.0  
All purpose avg/game: 423.9  
Total offense avg/gm: 314.7

Date	Opponent	Tackles				Sacks no-yds	Fumble		Pass Defense			Blkd kick	PAT Attempts			saf	pts	
		ua	a	total	lfl-yds		ff	fr-yds	int-yds	qbh	brup		kick	rush	rcv			
Sept 1	vs Tuskegee Univ.	35	42	77	7.0-20	1-9	1	1-0	0-0	1	1	0	0-0	0	0	0	0	6
Sep 08	at UAPB	23	36	59	4.0-20	2-14	0	0-0	0-0	2	2	0	1-1	0	0	0	0	10
Sep 15	PRAIRIE VIEW A&M	32	52	84	9.0-26	0-0	0	0-0	0-0	1	3	0	3-3	0	0	0	0	30
Sep 22	at Texas Southern	46	40	86	5.0-20	1-9	0	0-0	0-0	0	3	0	1-2	0	0	0	0	13
Sep 29	GRAMBLING STATE	33	32	65	5.0-28	2-9	0	1-0	0-0	1	1	0	2-2	0	0	0	0	17
Oct 06	at MS Valley State	39	32	71	9.0-38	2-14	2	2-0	0-0	2	2	0	0-0	0	0	0	0	0
Oct 13	ALCORN STATE UNIV.	37	39	76	6.5-26	1-8	1	1-0	2-66	2	5	0	3-3	0	0	0	0	21
Oct 27	vs Alabama State Univ.	24	28	52	10.0-56	4-42	0	0-0	0-0	2	4	0	4-4	0	0	0	0	31
Nov 03	SOUTHERN UNIVERSIT	30	32	62	4.0-33	2-29	0	0-0	2-0	1	3	0	2-3	0	0	0	0	23
Nov 10	at Jackson State	38	30	68	6.0-27	1-7	1	1-35	0-0	3	4	0	5-5	0	0	0	0	35
Opponents		337	363	700	65.5-294	23-141	5	6-35	4-66	15	28	0	21-23	0	0	0	0	186
		302	408	710	72.0-328	26-144	9	8-60	11-33	20	42	4	34-34	0	0	0	0	256

Date	Opponent	Punting							Field Goals			Kickoffs						
		no.	yds	avg	long	blkd	tb	fc	50+	i20	md-att	long	blkd	no.	yds	avg	tb	ob
Sept 1	vs Tuskegee Univ.	4	147	36.8	41	0	0	2	0	2	2-4	35	2	3	173	57.7	0	0
Sep 08	at UAPB	3	90	30.0	34	0	0	0	0	1	1-2	36	0	3	182	60.7	1	0
Sep 15	PRAIRIE VIEW A&M	2	92	46.0	48	0	1	0	0	0	3-3	32	0	7	411	58.7	1	0
Sep 22	at Texas Southern	5	220	44.0	52	0	1	1	1	0	0-0	0	0	3	174	58.0	0	1
Sep 29	GRAMBLING STATE	6	217	36.2	52	0	0	3	1	2	1-1	21	0	4	157	39.2	0	1
Oct 06	at MS Valley State	4	183	45.8	51	0	0	1	1	0	0-1	0	0	1	58	58.0	0	0
Oct 13	ALCORN STATE UNIV.	8	311	38.9	59	0	1	2	1	0	0-1	0	0	4	162	40.5	0	1
Oct 27	vs Alabama State Univ.	6	219	36.5	53	0	0	1	2	1	1-1	46	0	6	396	66.0	3	0
Nov 03	SOUTHERN UNIVERSIT	4	129	32.2	35	0	0	0	0	1	1-3	45	2	3	180	60.0	1	0
Nov 10	at Jackson State	5	201	40.2	46	0	1	2	0	0	0-0	0	0	6	354	59.0	1	0
Opponents		47	1809	38.5	59	0	4	12	6	7	9-16	46	4	40	2247	56.2	7	3
		55	2039	37.1	64	0	3	2	8	9	4-7	39	0	47	2662	56.6	5	2





The Automated ScoreBook  
Alabama A&M Bulldogs Game Superlatives (as of Nov 11, 2012)  
All games




INDIVIDUAL GAME HIGHS

Rushes	31	Lacey,Kaderius vs Alcorn State Univ. (Oct 13, 2012)
Yards Rushing	205	Lacey,Kaderius vs Alcorn State Univ. (Oct 13, 2012)
TD Rushes	3	Mason,Deaunte vs Prairie View A&M (Sep 15, 2012)
	3	Mason,Deaunte at Texas Southern (Sep 22, 2012)
Long Rush	47	Mason,Deaunte at Jackson State (Nov 10, 2012)
Pass attempts	40	Mason,Deaunte at Jackson State (Nov 10, 2012)
Pass completions	22	Mason,Deaunte vs Prairie View A&M (Sep 15, 2012)
	22	Mason,Deaunte at MS Valley State (Oct 06, 2012)
Yards Passing	279	Mason,Deaunte vs Prairie View A&M (Sep 15, 2012)
TD Passes	3	Mason,Deaunte vs Prairie View A&M (Sep 15, 2012)
	3	Mason,Deaunte vs Grambling State (Sep 29, 2012)
	3	Mason,Deaunte at Jackson State (Nov 10, 2012)
Long Pass	61	Mason,Deaunte at Texas Southern (Sep 22, 2012)
Receptions	10	Smith,Montauriu at Jackson State (Nov 10, 2012)
Yards Receiving	130	DeJarnett,Resha vs Prairie View A&M (Sep 15, 2012)
TD Receptions	2	Goldsby,Bobby vs Prairie View A&M (Sep 15, 2012)
Long Reception	61	Smith,Torey at Texas Southern (Sep 22, 2012)
Field Goals	2	Wilson,Chance vs Alcorn State Univ. (Oct 13, 2012)
Long Field Goal	39	Wilson,Chance vs Alcorn State Univ. (Oct 13, 2012)
Punts	9	Wilson,Chance vs Alabama State Univ. (Oct 27, 2012)
	9	Wilson,Chance at Jackson State (Nov 10, 2012)
Punting Avg	43.6	Wilson,Chance at Jackson State (Nov 10, 2012)
Long Punt	64	Wilson,Chance at Jackson State (Nov 10, 2012)
Punts inside 20	2	Wilson,Chance vs Tuskegee Univ. (Sept 1, 2012)
Long Punt Return	42	Smith,Torey at MS Valley State (Oct 06, 2012)
Long Kickoff Return	50	Pride, Terrance at UAPB (Sep 08, 2012)
Tackles	13	Marshall,Vernon vs Grambling State (Sep 29, 2012)
	13	Marshall,Vernon vs Southern University (Nov 03, 2012)
Sacks	2.0	Lett,Dee at MS Valley State (Oct 06, 2012)
	2.0	Payne,Melvin at MS Valley State (Oct 06, 2012)
	2.0	Nelson,Preston vs Southern University (Nov 03, 2012)
Tackles For Loss	2.5	Bailey,Reginald vs Tuskegee Univ. (Sept 1, 2012)
Interceptions	2	Isabelle,Jeremy at Jackson State (Nov 10, 2012)



The Automated ScoreBook  
Alabama A&M Bulldogs Game Superlatives (as of Nov 11, 2012)  
All games



TEAM GAME HIGHS

Rushes	50	at Texas Southern (Sep 22, 2012)
Yards Rushing	248	vs Alcorn State Univ. (Oct 13, 2012)
Yards Per Rush	6.2	vs Grambling State (Sep 29, 2012)
TD Rushes	4	at Texas Southern (Sep 22, 2012)
Pass attempts	40	at Jackson State (Nov 10, 2012)
Pass completions	22	vs Prairie View A&M (Sep 15, 2012)
	22	at MS Valley State (Oct 06, 2012)
Yards Passing	279	vs Prairie View A&M (Sep 15, 2012)
Yards Per Pass	13.7	vs Grambling State (Sep 29, 2012)
TD Passes	3	vs Prairie View A&M (Sep 15, 2012)
	3	vs Grambling State (Sep 29, 2012)
	3	at Jackson State (Nov 10, 2012)
Total Plays	76	at Texas Southern (Sep 22, 2012)
	76	at Jackson State (Nov 10, 2012)
Total Offense	482	vs Grambling State (Sep 29, 2012)
Yards Per Play	8.6	vs Grambling State (Sep 29, 2012)
Points	42	vs Prairie View A&M (Sep 15, 2012)
	42	at Texas Southern (Sep 22, 2012)
Sacks By	6	at MS Valley State (Oct 06, 2012)
First Downs	26	at Texas Southern (Sep 22, 2012)
Penalties	12	vs Prairie View A&M (Sep 15, 2012)
Penalty Yards	129	vs Tuskegee Univ. (Sept 1, 2012)
Turnovers	3	vs Alcorn State Univ. (Oct 13, 2012)
Interceptions By	3	vs Prairie View A&M (Sep 15, 2012)
	3	at Texas Southern (Sep 22, 2012)
Punts	9	vs Alabama State Univ. (Oct 27, 2012)
	9	at Jackson State (Nov 10, 2012)
Punting Avg	43.6	at Jackson State (Nov 10, 2012)
Long Punt	64	at Jackson State (Nov 10, 2012)
Punts inside 20	2	vs Tuskegee Univ. (Sept 1, 2012)
Long Punt Return	42	at MS Valley State (Oct 06, 2012)



The Automated ScoreBook  
Alabama A&M Bulldogs Game Superlatives (as of Nov 11, 2012)  
All games



OPPONENT INDIVIDUAL GAME HIGHS

Rushes	21	Sims,Rakeem, at Jackson State (Nov 10, 2012)
Yards Rushing	125	Sims,Rakeem, at Jackson State (Nov 10, 2012)
TD Rushes	2	Crowell, Isaiah, vs Alabama State Univ. (Oct 27, 2012)
	2	Sims,Rakeem, at Jackson State (Nov 10, 2012)
Long Rush	54	ANDERSON,B, at UAPB (Sep 08, 2012)
Pass attempts	32	Joseph,D., vs Southern University (Nov 03, 2012)
Pass completions	16	Joseph,D., vs Southern University (Nov 03, 2012)
Yards Passing	264	Jenkins, Greg, vs Alabama State Univ. (Oct 27, 2012)
TD Passes	2	Joseph,D., vs Southern University (Nov 03, 2012)
Long Pass	67	Moore,Clayton, at Jackson State (Nov 10, 2012)
Receptions	6	Pendleton,Zach, at Jackson State (Nov 10, 2012)
Yards Receiving	125	Pendleton,Zach, at Jackson State (Nov 10, 2012)
TD Receptions	1	Cooper, D., vs Prairie View A&M (Sep 15, 2012)
	1	Plummer,Fred, at Texas Southern (Sep 22, 2012)
	1	Rosenberg,Billy, at Texas Southern (Sep 22, 2012)
	1	McGhee, A., vs Grambling State (Sep 29, 2012)
	1	Doss,Tavoris, vs Alcorn State Univ. (Oct 13, 2012)
	1	Bell, DeMario, vs Alabama State Univ. (Oct 27, 2012)
	1	Doss,L., vs Southern University (Nov 03, 2012)
	1	Allen,R., vs Southern University (Nov 03, 2012)
	1	Richardson,Ric, at Jackson State (Nov 10, 2012)
Long Reception	67	Richardson,Ric, at Jackson State (Nov 10, 2012)
Field Goals	3	Barrick, C., vs Prairie View A&M (Sep 15, 2012)
Long Field Goal	46	Wenzig, Bobby, vs Alabama State Univ. (Oct 27, 2012)
Punts	8	George,Tollete, vs Alcorn State Univ. (Oct 13, 2012)
Punting Avg	46.0	Jatzlau, T., vs Prairie View A&M (Sep 15, 2012)
Long Punt	59	George,Tollete, vs Alcorn State Univ. (Oct 13, 2012)
Punts inside 20	2	Moody,GeneStewa, vs Tuskegee Univ. (Sept 1, 2012)
	2	Carter, F., vs Grambling State (Sep 29, 2012)
Long Punt Return	46	Nelson, S., vs Prairie View A&M (Sep 15, 2012)
Long Kickoff Return	39	Hebert, J., vs Prairie View A&M (Sep 15, 2012)
Tackles	12	Loeffler,Camero, at Jackson State (Nov 10, 2012)
Sacks	3.0	Daniels, Jimmy, vs Alabama State Univ. (Oct 27, 2012)
Tackles For Loss	3.0	Daniels, Jimmy, vs Alabama State Univ. (Oct 27, 2012)
Interceptions	1	Knox,Jamison, vs Alcorn State Univ. (Oct 13, 2012)
	1	Francois,Devon, vs Alcorn State Univ. (Oct 13, 2012)
	1	King,K., vs Southern University (Nov 03, 2012)
	1	Balancier,A., vs Southern University (Nov 03, 2012)



The Automated ScoreBook  
Alabama A&M Bulldogs Game Superlatives (as of Nov 11, 2012)  
All games



OPPONENT TEAM GAME HIGHS

Rushes	50	vs Alabama State Univ. (Oct 27, 2012)
Yards Rushing	298	vs Prairie View A&M (Sep 15, 2012)
Yards Per Rush	6.3	vs Prairie View A&M (Sep 15, 2012)
TD Rushes	3	vs Alabama State Univ. (Oct 27, 2012)
	3	at Jackson State (Nov 10, 2012)
Pass attempts	39	vs Grambling State (Sep 29, 2012)
Pass completions	16	vs Southern University (Nov 03, 2012)
Yards Passing	279	at Jackson State (Nov 10, 2012)
Yards Per Pass	17.6	vs Alabama State Univ. (Oct 27, 2012)
TD Passes	2	at Texas Southern (Sep 22, 2012)
	2	vs Southern University (Nov 03, 2012)
Total Plays	73	vs Grambling State (Sep 29, 2012)
Total Offense	457	at Jackson State (Nov 10, 2012)
Yards Per Play	7.1	at Jackson State (Nov 10, 2012)
Points	35	at Jackson State (Nov 10, 2012)
Sacks By	4	vs Alabama State Univ. (Oct 27, 2012)
First Downs	26	vs Prairie View A&M (Sep 15, 2012)
Penalties	12	at UAPB (Sep 08, 2012)
	12	at MS Valley State (Oct 06, 2012)
Penalty Yards	101	at Jackson State (Nov 10, 2012)
Turnovers	5	vs Prairie View A&M (Sep 15, 2012)
Interceptions By	2	vs Alcorn State Univ. (Oct 13, 2012)
	2	vs Southern University (Nov 03, 2012)
Punts	8	vs Alcorn State Univ. (Oct 13, 2012)
Punting Avg	46.0	vs Prairie View A&M (Sep 15, 2012)
Long Punt	59	vs Alcorn State Univ. (Oct 13, 2012)
Punts inside 20	2	vs Tuskegee Univ. (Sept 1, 2012)
	2	vs Grambling State (Sep 29, 2012)
Long Punt Return	46	vs Prairie View A&M (Sep 15, 2012)





The Automated ScoreBook  
Alabama A&M Bulldogs Red-Zone Results (as of Nov 11, 2012)  
All games



Alabama A&M Bulldogs Inside Opponent Red-Zone

Date	Opponent	Score	Times In RZ	Times Scored	Total Pts	Rush TDs	Pass TDs	FGs Made	Failed to score inside RZ						
									FGA	Down	Int	Fumb	Half	Game	
Sept 1, 2012	vs Tuskegee Univ.	W 7-6	1	1	7	1	0	1	0	0	0	0	0	0	0
Sep 08, 2012	at UAPB	W 14-10	1	1	7	1	1	0	0	0	0	0	0	0	0
Sep 15, 2012	PRAIRIE VIEW A&M	W 42-30	5	5	35	5	3	2	0	0	0	0	0	0	0
Sep 22, 2012	at Texas Southern	W 42-13	6	5	35	5	4	1	0	1	0	0	0	0	0
Sep 29, 2012	GRAMBLING STATE	W 38-17	3	2	10	1	1	0	1	1	0	0	0	0	0
Oct 06, 2012	at MS Valley State	W 35-0	5	4	28	4	3	1	0	0	0	0	1	0	0
Oct 13, 2012	ALCORN STATE UNIV.	L 20-21	3	2	6	0	0	0	2	0	1	0	0	0	0
Oct 27, 2012	vs Alabama State Univ.	L 13-31	1	1	6	1	1	0	0	0	0	0	0	0	0
Nov 03, 2012	SOUTHERN UNIVERSITY	W 24-23	5	4	24	3	2	1	1	0	0	0	0	1	0
Nov 10, 2012	at Jackson State	L 21-35	5	3	21	3	0	3	0	0	1	0	0	1	0
Totals			35	28	179	24	15	9	4	2	2	0	1	2	0
28 of 35 (80.0%)															

Opponents Inside Alabama A&M Bulldogs Red-Zone

Date	Opponent	Score	Times In RZ	Times Scored	Total Pts	Rush TDs	Pass TDs	FGs Made	Failed to score inside RZ						
									FGA	Down	Int	Fumb	Half	Game	
Sept 1, 2012	vs Tuskegee Univ.	W 7-6	2	2	6	0	0	0	2	0	0	0	0	0	0
Sep 08, 2012	at UAPB	W 14-10	6	2	10	1	1	0	1	1	2	1	0	0	0
Sep 15, 2012	PRAIRIE VIEW A&M	W 42-30	6	5	23	2	1	1	3	0	0	0	0	1	0
Sep 22, 2012	at Texas Southern	W 42-13	0	0	0	0	0	0	0	0	0	0	0	0	0
Sep 29, 2012	GRAMBLING STATE	W 38-17	3	3	17	2	1	1	1	0	0	0	0	0	0
Oct 06, 2012	at MS Valley State	W 35-0	2	0	0	0	0	0	0	1	0	0	1	0	0
Oct 13, 2012	ALCORN STATE UNIV.	L 20-21	3	2	14	2	1	1	0	1	0	0	0	0	0
Oct 27, 2012	vs Alabama State Univ.	L 13-31	3	3	21	3	3	0	0	0	0	0	0	0	0
Nov 03, 2012	SOUTHERN UNIVERSITY	W 24-23	3	2	13	2	0	2	0	1	0	0	0	0	0
Nov 10, 2012	at Jackson State	L 21-35	4	3	21	3	3	0	0	0	0	0	1	0	0
Totals			32	22	125	15	10	5	7	4	2	1	2	1	0
22 of 32 (68.8%)															



The Automated ScoreBook  
Alabama A&M Bulldogs By-Quarter Statistics (as of Nov 11, 2012)  
All games



3rd-Down Conversions

Date	Opponent	Score	Overall	1st Qtr	2nd Qtr	3rd Qtr	4th Qtr	Overtime
Sept 1, 2012	vs Tuskegee Univ.	W 7-6	7-13 53.8	1-2 50.0	2-3 66.7	2-3 66.7	2-5 40.0	
Sep 08, 2012	at UAPB	W 14-10	4-10 40.0	0-2 0.0	2-3 66.7	0-2 0.0	2-3 66.7	
Sep 15, 2012	PRAIRIE VIEW A&M	W 42-30	7-15 46.7	2-4 50.0	3-5 60.0	1-2 50.0	1-4 25.0	
Sep 22, 2012	at Texas Southern	W 42-13	7-14 50.0	1-2 50.0	3-4 75.0	2-5 40.0	1-3 33.3	
Sep 29, 2012	GRAMBLING STATE	W 38-17	3-9 33.3	0-1 0.0	1-2 50.0	1-3 33.3	1-3 33.3	
Oct 06, 2012	at MS Valley State	W 35-0	8-15 53.3	2-3 66.7	3-6 50.0	2-3 66.7	1-3 33.3	
Oct 13, 2012	ALCORN STATE UNIV.	L 20-21	5-14 35.7	0-1 0.0	0-4 0.0	2-3 66.7	3-6 50.0	
Oct 27, 2012	vs Alabama State Univ.	L 13-31	3-14 21.4	1-3 33.3	0-2 0.0	1-4 25.0	1-5 20.0	
Nov 03, 2012	SOUTHERN UNIVERSITY	W 24-23	4-12 33.3	1-3 33.3	0-1 0.0	1-4 25.0	2-3 66.7	0-1 0.0
Nov 10, 2012	at Jackson State	L 21-35	7-17 41.2	1-4 25.0	2-6 33.3	2-4 50.0	2-3 66.7	
Alabama A&M Bulldogs			55-133 41.4	9-25 36.0	16-36 44.4	14-33 42.4	16-38 42.1	0-1 0.0
Opponents			37-123 30.1	11-33 33.3	9-29 31.0	11-29 37.9	5-31 16.1	1-1 100.0

4th-Down Conversions

Date	Opponent	Score	Overall	1st Qtr	2nd Qtr	3rd Qtr	4th Qtr	Overtime
Sept 1, 2012	vs Tuskegee Univ.	W 7-6	0-0 0.0	0-0 0.0	0-0 0.0	0-0 0.0	0-0 0.0	
Sep 08, 2012	at UAPB	W 14-10	0-0 0.0	0-0 0.0	0-0 0.0	0-0 0.0	0-0 0.0	
Sep 15, 2012	PRAIRIE VIEW A&M	W 42-30	0-0 0.0	0-0 0.0	0-0 0.0	0-0 0.0	0-0 0.0	
Sep 22, 2012	at Texas Southern	W 42-13	3-3 100.0	0-0 0.0	0-0 0.0	2-2 100.0	1-1 100.0	
Sep 29, 2012	GRAMBLING STATE	W 38-17	0-2 0.0	0-0 0.0	0-0 0.0	0-1 0.0	0-1 0.0	
Oct 06, 2012	at MS Valley State	W 35-0	0-0 0.0	0-0 0.0	0-0 0.0	0-0 0.0	0-0 0.0	
Oct 13, 2012	ALCORN STATE UNIV.	L 20-21	0-2 0.0	0-0 0.0	0-0 0.0	0-1 0.0	0-1 0.0	
Oct 27, 2012	vs Alabama State Univ.	L 13-31	0-3 0.0	0-0 0.0	0-0 0.0	0-1 0.0	0-2 0.0	
Nov 03, 2012	SOUTHERN UNIVERSITY	W 24-23	2-2 100.0	1-1 100.0	0-0 0.0	0-0 0.0	0-0 0.0	1-1 100.0
Nov 10, 2012	at Jackson State	L 21-35	0-1 0.0	0-0 0.0	0-0 0.0	0-0 0.0	0-1 0.0	
Alabama A&M Bulldogs			5-13 38.5	1-1 100.0	0-0 0.0	2-5 40.0	1-6 16.7	1-1 100.0
Opponents			3-13 23.1	1-3 33.3	0-2 0.0	2-3 66.7	0-5 0.0	0-0 0.0

Time of Possession

Date	Opponent	Score	Overall	1st Qtr	2nd Qtr	3rd Qtr	4th Qtr	Overtime
Sept 1, 2012	vs Tuskegee Univ.	W 7-6	32:16	8:06	9:31	6:18	8:21	
Sep 08, 2012	at UAPB	W 14-10	27:12	4:10	5:33	7:36	9:53	
Sep 15, 2012	PRAIRIE VIEW A&M	W 42-30	39:10	11:39	10:58	8:06	8:27	
Sep 22, 2012	at Texas Southern	W 42-13	39:53	6:49	10:33	12:29	10:02	
Sep 29, 2012	GRAMBLING STATE	W 38-17	27:52	3:04	5:45	9:25	9:38	
Oct 06, 2012	at MS Valley State	W 35-0	30:07	7:48	8:50	6:20	7:09	
Oct 13, 2012	ALCORN STATE UNIV.	L 20-21	33:46	4:52	9:57	7:16	11:41	
Oct 27, 2012	vs Alabama State Univ.	L 13-31	28:30	7:10	5:32	10:10	5:38	
Nov 03, 2012	SOUTHERN UNIVERSITY	W 24-23	28:33	8:01	3:54	7:57	8:41	0:00
Nov 10, 2012	at Jackson State	L 21-35	30:48	6:52	7:04	10:36	6:16	
Alabama A&M Bulldogs			Total 318:07	68:31	77:37	86:13	85:46	0:00
			Avg. 31:48	6:51	7:45	8:37	8:34	0:00
Opponents			Total 277:21	78:51	70:29	63:47	64:14	0:00
			Avg. 27:44	7:53	7:02	6:22	6:25	0:00