

THE MATCHUP

#25/NR TENNESSEE VOLUNTEERS

16-6, 9-6 SEC

Head Coach: Rick Barnes (Lenoir-Rhyne, 1977)
Record at Tennessee: 121-70 (.634) / 6th year
Career Record: 725-384 (.654) / 34th year
vs. Auburn: 3-6 (all with Tennessee)

VS

AUBURN TIGERS

11-13, 5-10 SEC

Head Coach: Bruce Pearl (Boston College, 1982)
Record at Auburn: 136-91 (.599) / 7th year
Career Record: 367-190 (.615) / 17th year
vs. Tennessee: 6-4 (all with Auburn)

GAME 23 | TENNESSEE at AUBURN - Feb. 27, 2021 | 12:01 p.m. ET / 11:01 a.m. CT | Auburn Arena



BROADCAST INFORMATION

TV | ESPN

Beth Mowins, PxP
 Dalen Cuff, analyst
 Parker Leppien, producer

VIDEO STREAM

WatchESPN and ESPN app

RADIO | Vol Network

Bob Kesling, PxP
 Bert Bertelkamp, analyst
 Tim Berry, engineer

SATELLITE RADIO | SiriusXM

Sirius: 137 | XM: 191



AUBURNTIGERS.COM

PROBABLE STARTERS

Tennessee				Ht.	Wt.	Yr.	Hometown	PPG	RPG	Other
G	12	Victor Bailey Jr.	6-4	179	RS-Jr.	Austin, Texas	11.4	2.1	.374	3FG%
G	11	Jaden Springer	6-4	204	Fr.	Charlotte, N.C.	12.4	3.5	.441	3FG%
G	45	Keon Johnson	6-5	186	Fr.	Shelbyville, Tenn.	10.1	3.0	2.5	apg
F	35	Yves Pons	6-6	215	Sr.	Fuveau, France	9.0	5.0	1.6	bpg
F	10	John Fulkerson	6-9	215	RS-Sr.	Kingsport, Tenn.	9.6	5.7	.517	FG%

Auburn				Ht.	Wt.	Yr.	Hometown	PPG	RPG	Other
G	1	Jamal Johnson	6-4	195	Jr.	Birmingham, Ala.	9.0	2.5	.350	3FG%
G	22	Allen Flanigan	6-6	215	So.	Little Rock, Ark.	13.9	5.4	3.0	apg
G	35	Devan Cambridge	6-6	215	So.	Nashville, Tenn.	8.8	3.5	0.9	spg
F	23	Jaylin Williams	6-8	230	So.	Nahunta, Ga.	10.5	4.9	1.5	bpg
F	10	JT Thor	6-10	205	Fr.	Anchorage, Ala.	9.4	4.8	1.5	orpg

IRON SHARPENS IRON

THE SERIES

- Tennessee leads its all-time series with Auburn, 78-43, dating to 1927.
- The Tigers hold a 29-23 advantage when the series is contested in Auburn. The Vols have lost their last two games at Auburn Arena.
- Saturday marks the only regular-season meeting between the Vols and Tigers.
- In SEC play, Auburn boasts the third-highest scoring offense in the league (79.5 ppg), while the Vols own the league's second-best scoring defense (66.5 ppg).

A WIN WOULD...

- Snap Auburn's five-game win streak in this series.
- Ensure that the Vols finish the regular season with a winning record in true road games.

LAYUP LINES

- Victor Bailey Jr.** has scored 68 points over the last three games (22.6 ppg) and has made 16 total 3-pointers during that span.
- Reigning SEC Defensive Player of the Year **Yves Pons** is one of 10 finalists for the Naismith Men's National Defensive Player of the Year, it was announced Thursday.
- Sophomore **Josiah-Jordan James** returned to play 28 minutes Wednesday at Vanderbilt after a two-game injury absence (wrist).
- The true freshman duo of **Keon Johnson** and **Jaden Springer** have accounted for 42.3 percent of Tennessee's scoring over the last six games. More on Page 3.
- Springer has scored 20 or more points in four of the last six games.
- Tennessee is the only team in the SEC with three players who have scored 27 or more points in a game this season—**Jaden Springer** (30), **Victor Bailey Jr.** (29) and **Keon Johnson** (27).

DEFENSE WINS

- According to KenPom, the Vols rank third in the NCAA in adjusted defensive efficiency, allowing only 88.1 points per 100 possessions. College teams typically average close to 70 possessions per game.
- Tennessee ranks 20th in the NCAA in scoring defense, allowing just 62.5 points per game.
- The Vols are forcing 15.8 turnovers per game and converting those turnovers into 17.5 points per game.
- Tennessee has forced 16 of 22 opponents to turn the ball over on 20 percent or more of their possessions. The Vols are forcing opponents to turn it over 23.0 percent of the time this season.
- In SEC play, Tennessee has led the league in turnover margin all season (currently +2.8 per game).
- Only once this season has a Tennessee opponent scored 80 or more points. That was Georgia, in a game the Vols won, 89-81, on Feb. 10.

2020-21 SCHEDULE

RECORD	16-6
SEC	9-6
NON-CONFERENCE	7-0
HOME	12-3
AWAY	4-3
NEUTRAL	0-0

DATE	OPPONENT (TV)	TIME/RESULT
N25	Charlotte (SEC Network)	Canceled
N27	VCU (ESPN2)	Canceled
D2	1-vs. #1 Gonzaga (ESPN)	Canceled
D4	at Notre Dame (ACC Network)	Canceled
D8	Colorado (SEC Network+)	W, 56-47
D9	UT Martin (SEC Network+)	Canceled
D12	Cincinnati (SEC Network Alt)	W, 65-56
D15	Appalachian State (SEC Network)	W, 79-38
D18	Tennessee Tech (SEC Network+)	W, 103-49
D21	Saint Joseph's (SEC Network)	W, 102-66
D23	USC Upstate (SEC Network)	W, 80-60
D30	at #12 Missouri* (SEC Network)	W, 73-53
J2	Alabama* (ESPN2)	L, 71-63
J6	Arkansas* (ESPN2)	W, 79-74
J9	at Texas A&M* (ESPN2)	W, 68-54
J16	Vanderbilt* (SEC Network)	W, 81-61
J19	at Florida (ESPN)	L, 75-49
J23	#19 Missouri* (SEC Network)	L, 73-64
J26	Mississippi State (SEC Network)	W, 56-53
J30	2-#15 Kansas (ESPN)	W, 80-61
F2	at Ole Miss* (ESPN2)	L, 52-50
F6	at Kentucky* (ESPN)	W, 82-71
F10	Georgia* (ESPN2)	W, 89-81
F13	at LSU* (ESPN)	L, 78-65
F17	South Carolina* (SEC Network)	W, 93-73
F20	Kentucky* (CBS)	L, 70-55
24	at Vanderbilt* (SEC Network)	W, 70-58
F27	at Auburn* (ESPN)	Noon
M7	Florida* (ESPNU)	Noon
M10-14	SEC Tournament (SEC Network)	

Schedule Key

- 1-Jimmy V Classic (Indianapolis, Ind)
- 2-SEC/Big 12 Challenge

*SEC Game

All Times Eastern; Opponent Rankings are AP



Are you viewing these game notes on a wifi-enabled device? If so, click on any game's score above to view the video highlights from that contest.

DEVELOPMENT U

Sixth-year head coach **Rick Barnes** has already recruited and developed four Vols who have progressed to the NBA. That includes one four-star, one three-star and two unranked prospects (per ESPN). Now, this season's Tennessee roster features three five-star prospects.

QUICK FACTS

THE BASICS

Location: Knoxville, Tenn.
 Founded: 1794
 Conference: Southeastern
 Enrollment: 30,559
 Colors: Orange & White
 Nickname: Volunteers
 Mascot: Smokey
 Band: Pride of the Southland
 University President: Randy Boyd
 Knoxville Chancellor: Dr. Donde Plowman
 Faculty Representative: Dr. Donald Bruce
 Director of Athletics: Dr. Danny White
 Athletic Department Phone: 865-974-1220
 Ticket Office Phone: 1-800-332-VOLS (8657)

COURT FACTS

THOMPSON-BOLING ARENA

Normal Capacity: 21,678
 2020-21 Capacity: approx. 4,000
 Record in Arena: 408-138 (.747), 34th season
 Record on Current Court: 77-20 (.794), 6th season
 Largest Crowd: 25,610 vs. Kentucky (1/21/89)

MEDIA INFORMATION

CREDENTIALS

Outlets interested in obtaining credentials to cover Tennessee basketball home games must apply for credentials via Sports Systems:

www.sportssystem.com/clients/seccredentials/

All credentials for Tennessee home games this season will be issued on a single-game basis, and media seating is extremely limited.

COVERING PRACTICE

Due to circumstances related to the current COVID-19 pandemic, Tennessee basketball practices are currently closed to the media. Tennessee's 151 Creative and VFL Films staffs aim to provide photos and video footage for media use throughout the season.

WEEKLY PRESS CONFERENCES

During SEC play, Rick Barnes conducts weekly media press conferences, via Zoom, from the Ray and Lucy Hand Digital Studio. To request the Zoom link for a particular week, please email Tom Satkowiak (tomsid@tennessee.edu).



TENNESSEE ROSTER

No.	Name	Pos.	Ht.	Wt.	Cl.	Hometown (Previous School)
55	E.J. Anosike	F	6-7	245	Grad.	East Orange, N.J. (Sacred Heart University)
12	Victor Bailey Jr.	G	6-4	179	Jr.	Austin, Texas (University of Oregon)
10	John Fulkerson	F	6-9	215	RS-Sr.	Kingsport, Tenn. (The Christ School [N.C.])
0	Davonte Gaines	G	6-7	181	So.	Buffalo, N.Y. (Hargrave Military Academy [Va.])
21^	Kent Gilbert	G	6-1	164	Fr.	Greenville, N.C. (D.H. Conley HS)
5	Josiah-Jordan James	G	6-6	207	So.	Charleston, S.C. (Porter-Gaud School)
30^	Brock Jancek	F	6-8	222	Jr.	Knoxville, Tenn. (Knoxville Catholic HS)
45	Keon Johnson	G	6-5	186	Fr.	Shelbyville, Tenn. (The Webb School)
32^	Cole Morris	F	6-9	192	Fr.	Marietta, Ga. (George Walton Comprehensive HS)
13	Olivier Nkamhoua	F	6-8	223	So.	Helsinki, Finland (Bishop Walsh School [Md.])
3	Drew Pember	F	6-10	190	So.	Knoxville, Tenn. (Bearden HS)
33	Uroš Plavšić	F	7-0	262	RS-So.	Ivanjica, Serbia (Arizona State University)
35	Yves Pons	G/F	6-6	215	Sr.	Fuveau, France (INSEP Academy)
11	Jaden Springer	G	6-4	204	Fr.	Charlotte, N.C. (IMG Academy [Fla.])
24^	Isaiah Sulack	G	6-5	170	RS-So.	Knoxville, Tenn. (Bossier Parish [La.] CC)
25	Santiago Vescovi	G	6-3	188	So.	Montevideo, Uruguay (NBA Global Academy)
15	Corey Walker Jr.	F	6-8	219	Fr.	Hastings, Fla. (Hargrave Military Academy [Va.])

^walk-on

STAFF

Head Coach: Rick Barnes
 Record at Tennessee: 121-70 (6th Year)
 Overall Record : 725-384 (34th Year)
Associate Head Coach: Michael Schwartz
Assistant Coach: Desmond Oliver
Assistant Coach: Kim English
Sports Performance Coach: Garrett Medenwald
Athletic Trainer: Chad Newman
Director of Player Development/Video Coord.: Bryan Lentz
Director of Student-Athlete Development: Ken McDonald
Director of Basketball Operations: Mary-Carter Eggert
Volunteer Analyst: Luke Schapker
Assistant to the Head Coach: I.J. Poole
Graduate Managers: Lucas Campbell, Brad Woodson

PRONUNCIATION GUIDE

E.J. Anosike	ann-uh-SICK-ee
Davonte Gaines	duh-VAHN-tay
Brock Jancek	JAN-sik
Garrett Medenwald	MAY-dihn-wald
Olivier Nkamhoua	OH-liv-ee-AY KAHM-wuh
Uroš Plavšić	Ū-rōsh PLĀV-chich
Yves Pons	EEV PAHNS
Santiago Vescovi	sahn-tee-AH-go vess-CO-vee

TENNESSEE BASKETBALL MEDIA RELATIONS



TOM SATKOWIAK
 Associate AD for Communications
 Cell: 865-696-2897
 Email: TomSID@tennessee.edu
 Twitter: @TomSatkowiak



DOM PALUMBO
 Media Relations Graduate Assistant
 Cell: 703-967-0776
 Email: dpalumb1@vols.utk.edu
 Twitter: @Dom_Palumbo9

SOCIAL

[@VOL_HOOPS + TENNESSEE BASKETBALL + 1TN.CO/YOUTUBE]

BY THE NUMBERS

6

There are only six active NCAA head coaches who have more career Division I wins to their credit than **Rick Barnes** (725).

3

Tennessee seniors **John Fulkerson** and **Yves Pons** are the only Vols ever to play in at least three wins at Kentucky's Rupp Arena.

39

The Volunteers aren't afraid to sacrifice their bodies, as the team has drawn 39 charges this season. That's an average of 1.8 per game.

NOTEWORTHY

VOLS VS. FORMER HEAD COACHES

Tennessee is 11-10 all-time when facing a team led by a former UT head coach. This is the 11th time the Vols will oppose **Bruce Pearl** since his tenure at UT ended.

HEAD COACH	LATER COACHED AT	TENNESSEE'S RECORD VS.
Don DeVoe, 1979-89	Florida	2-0
Kevin O'Neill, 1994-97	USC	0-2
Bruce Pearl, 2005-11	Auburn	4-6
*Cuonzo Martin, 2011-14	Missouri	6-2

* Martin suffered a loss with Missouri State (11/17/11) prior to his tenure at UT.

ROAD WARRIORS

- Dating to the start of the 2017-18 season, Tennessee has won more than half of its true road games during SEC play, going 19-15 (.559).
- This season, the Vols have road wins at Missouri, Texas A&M, Kentucky and Vanderbilt.

VJ RIDING A HOT STREAK

- From a scoring standpoint, junior guard **Victor Bailey Jr.** is riding the best three-game stretch of his career—68 total points (22.7 ppg). He scored a career-high 29 vs. South Carolina Feb. 17 and followed that with 18 against Kentucky Feb. 20 and 21 at Vanderbilt Wednesday.
- He has scored 31 percent of the Vols' total points over the last three games (68 of 218).
- Bailey made 12 total 3-pointers in Tennessee's first 12 SEC games. But he has made 16 treys over the last three SEC outings.
- Bailey was UT's top scorers in each of the last three games. On the season, he has led the Vols in scoring a team-high eight times.

PONS VYING FOR NATIONAL D-POY

- Yves Pons** on Feb. 25 was named one of 10 finalists for the Naismith Men's Defensive Player of the Year Award.
- Pons is the reigning SEC Defensive Player of the Year, and he also was a top-10 finalist for the **Julius Erving** Small Forward of the Year Award.
- Pons' plus/minus rating is +8.1 per game this season. He leads the Vols and ranks fifth in the SEC with 1.9 blocks per game during SEC play.
- He has a career-best 14 steals this season, and he ranks second on the team with eight charges drawn.
- There is no position on the court—no opposing player—that Pons is incapable of guarding effectively.

FRESHMEN GROWING UP FAST

- Five-star freshmen **Keon Johnson** and **Jaden Springer** were solid role players through Tennessee's first nine SEC games. But over the last six SEC outings, the duo has become much more assertive offensively.
- The duo went from accounting for 24.4 percent of Tennessee's scoring in its first nine SEC games to providing 42.3 of the team's scoring in the last six league games.

SPAN	COMBINED TOTAL POINTS	COMBINED PPG
First Nine SEC Games	142	15.8 ppg
Last Six SEC Games	192	32.0 ppg

KEON PLAYING LIKE A PHENOM

- Five-star freshman guard **Keon Johnson** is performing like one of the best defenders in the SEC early in his career as a Vol.
- He leads the Vols in charges drawn (11) and floor burns/diving efforts (12) and ranks fourth in total steals (21). He also has 11 blocks.
- Johnson had an offensive coming-out party Feb. 6 at Kentucky when he erupted for a season-high 27 points in Tennessee's comeback win.
- He is now Tennessee's second-leading scorer in SEC play, averaging 11.2 points per game. His 2.8 assists per game in SEC play rank second on the team.

SPRINGER EFFICIENT & ESSENTIAL

- When not sidelined by injury, freshman **Jaden Springer** has displayed remarkable poise and efficiency.
- The 2020 McDonald's All-American is shooting .497 (82-165) overall and .441 (15-34) from 3-point range.
- The true freshman phenom is the team's leading scorer at 12.4 ppg while only attempting 8.3 field goals per game. His plus-minus rating is +8.2 per game.
- The Vols lost to Alabama on Jan. 2, a game Springer left early with an ankle injury after logging only five minutes of action. And after Springer reinjured the ankle late in the win over Vanderbilt on Jan. 16, UT lost its next two games while he was sidelined.
- During the two losses in which he did not play, plus the portion of the Alabama game after Springer was sidelined, Tennessee was outscored 205-162.

SPRINGER DROPS 30 ON GEORGIA

- Freshman guard **Jaden Springer** scored a season-high 30 points on 9-of-11 shooting during Tennessee's home win over Georgia on Feb. 10. That stands as the highest scoring output by a Vol this season.
- With research complete through 1980, Springer is the only Vol to score at least 30 points on 11 or fewer field-goal attempts.
- His .818 field-goal percentage is the second-highest among UT's 30-point scorers through at least 1980. In 1996, **Steve Hamer** scored 30 on 12-of-13 shooting (.923).
- Springer became only the third Tennessee freshman to score 30 or more points in a game since 2005 and the first to do so since current Celtics forward **Grant Williams** scored 30 (also vs. Georgia) on Feb. 11, 2017.

VOLS BALANCED OFFENSIVELY

- Only 10 times this season has a Vol scored 20 or more points in a single game. **Jaden Springer** has five 20-point performances, while **Victor Bailey Jr.** has two and **Keon Johnson**, **Santiago Vescovi** and **Yves Pons** each have one.
- Tennessee has had six players score in double figures in the same game twice this season. And seven different Vols have led the team in scoring.
- Three Vols are averaging 10+ points per game, with leading scorer **Jaden Springer** averaging just 12.4 ppg.
- No Vol ranks among the SEC's top-20 scorers.
- During SEC play, only 4.9 points per game separate Tennessee's top seven scorers (12.8 ppg-7.9 ppg).



VJ Bailey is averaging a team-high 13.5 points at home this season.

SPECIALTY STAT TRACKER

Opponent	Off TOs	Paint	2nd Chance	FB	Bench
Charlotte		Canceled			
VCU		Canceled			
vs. #1 Gonzaga		Canceled			
at Notre Dame		Canceled			
UT Martin		Canceled			
Colorado	16	20	10	11	16
Cincinnati	14	22	8	4	20
App. State	19	46	19	10	31
Tennessee Tech	25	62	18	18	50
Saint Joseph's	27	30	21	7	38
USC Upstate	17	38	5	13	27
at #12 Missouri	24	28	12	18	23
Alabama	11	28	13	0	19
Arkansas	19	36	6	9	22
at Texas A&M	18	28	5	4	14
Vanderbilt	20	34	5	9	34
at Florida	13	22	5	4	9
#19 Missouri	16	20	15	4	14
Mississippi State	23	32	9	4	18
#15 Kansas	4	28	14	0	24
at Ole Miss	8	10	8	0	13
at Kentucky	16	44	17	10	23
Georgia	18	32	9	22	7
at LSU	14	22	9	8	9
South Carolina	25	36	12	16	12
Kentucky	18	20	2	5	4
at Vanderbilt	15	22	6	2	9
at Auburn					
Florida					
SEC Tournament					
Total +/-	+111	+82	+73	-28	+26
Season Highs	27	62	21	22	50

FAST BREAK

The Volunteers under head coach **Rick Barnes** are 4-2 at home against bitter rival Kentucky, defeating the Wildcats in Thompson-Boling Arena in 2016, 2017, 2018 and 2019.

THE OPPONENT

NOTING THE TIGERS



STAT LEADERS

SCORING	G-GS	Pts.	PPG
Sharife Cooper	12-12	242	20.2
Allen Flanigan	24-24	333	13.9

REBOUNDING	G-GS	Rebs.	RPG
Allen Flanigan	24-24	129	5.4
Jaylin Williams	24-24	117	4.9

ASSISTS	G-GS	Asts.	APG
Sharife Cooper	12-12	97	8.1
Allen Flanigan	24-24	72	3.0

BLOCKS	G-GS	Blks.	BPG
Jaylin Williams	24-24	37	1.5
JT Thor	24-24	31	1.3

STEALS	G-GS	Stls.	SPG
Allen Flanigan	24-24	23	1.0
Devan Cambridge	24-16	21	0.9

ABOUT AUBURN

- Entering the 2020-21 season, Auburn self-imposed a postseason ban, meaning that the Tigers' matchups with the Vols on Saturday and Alabama on Tuesday will conclude their season.
- Despite the early postseason decision, Auburn has felt very few effects from COVID-19, having just one game postponed/canceled. Through 24 games, the Tigers hold an 11-13 overall record and a mark of 5-10 in conference play. Heading into Saturday's matchup, Auburn has dropped its last three games, falling to Kentucky (82-80), LSU (104-80) and Florida (74-57).
- A bright spot for the Tigers has been the emergence of freshman standout, **Sharife Cooper**. In just 12 appearances, Cooper is averaging a team-leading 20.2 points and 8.1 assists. While he ranks third on the team in total points with 242, he already leads the team in total assists with 97 helpers.
- Outside of Cooper, the do-it-all guy for Auburn this season has been **Allen Flanigan**. Flanigan currently ranks second on the team in scoring (13.9 ppg) and assists (3.0 apg) and first in rebounding (5.4 rpg) and steals (1.0 spg). He ranks 17th in the SEC in scoring, while his rebounding average sits just outside the conference's top 20.
- Sophomore **Jaylin Williams** has been the Tigers' leader in the frontcourt, ranking third on the team in scoring (10.7 ppg) and second in rebounding with 4.9 boards per contest, while starting in all 24 games and playing an average of 26.1 minutes.
- Auburn's colors of orange and blue were chosen by its first head football coach, **Dr. George Petrie**. He chose the colors based on those of his own alma mater, the University of Virginia. Dr. Petrie became the first Alabamian to earn a Ph.D. degree and held a number of roles at Auburn before organizing the football team in 1892.

LAST MEETING WITH AUBURN

- A 19-point outing from Vols junior **John Fulkerson** led the way for Tennessee on March 7, 2020, as UT fell to 17th-ranked Auburn, 85-63.
- Seniors **Jordan Bowden** and **Lamonté Turner** took part in a pregame Senior Day ceremony. Turner's UT career ended prematurely in December due to injury. Bowden finished with 17 points and a game-high four assists.
- Fulkerson added seven rebounds and one block to his stat line while going 9-for-13 from the free-throw line. The All-SEC candidate scored 15 or more points in six of UT's final seven games.
- Freshman **Santiago Vescovi** scored 13 points on 3-of-5 shooting from beyond the 3-point arc. The true freshman scored in double figures in all but one SEC home game on the year.
- The Tigers' 3-point shooting helped them combat the momentum the Vols built during a stretch run of the second half. Their 14 makes were the most by a Tennessee opponent all season.
- Fulkerson scored 13 of the Vols' first 23 points. His hot start consisted of making four of his five field-goal attempts in the first half.
- Tennessee opened the game with feisty defense, as the fast-paced contest began in back-and-forth fashion. With the Vols trailing by seven points, **Jalen Johnson** connected on a key 3-point attempt. Bowden later knocked down a triple to beat the halftime buzzer and cut the Tennessee deficit to 11 heading into the break, 42-31.
- Auburn used an 8-0 run to increase its lead to 17 early in the second half, but Tennessee's response came quickly and furiously. The Big Orange proceeded to outscore the Tigers 14-3 over the ensuing 1:49, with Vescovi accounting for two 3-point makes during the run.
- The Vols battled the Tigers down the stretch, cutting the deficit to 10 with just under five minutes remaining, but could not take the lead.
- **Samir Doughty** led the way for Auburn with 32 points behind eight made 3-pointers.
- With the loss, Tennessee finished eighth in the SEC standings with a 9-9 record.

MEMORABLE VOL PERFORMANCES AGAINST AUBURN

- **Carl Widseth** made a then-school-record 17 free throws on The Plains against the Tigers en route to another school record, 47 points, on Feb. 25, 1956, in a 91-87 Tennessee triumph.
- **Dalen Showalter** recorded a double-double with 27 points and 13 rebounds as the unranked Vols upset No. 2 Auburn, 56-55, at UT's Armory Fieldhouse on Feb. 23, 1959.
- Playing a team four times in a calendar year is rare. In 1979, UT played a home-and-home series with Auburn. They met again in the 1979 SEC Tournament. The first game of the 1979-80 series was played in December. The Vols were 4-0 vs. Auburn in 1979 (Feb. 2 & 7, March 2, Dec. 12).
- **Tony White** broke UT's single-game scoring record with 51 points against the Tigers in Stokely Athletics Center on Valentine's Day 1987. UT won 103-84.

2020-21 HONORS WATCH

John Fulkerson

John R. Wooden Award

- Wooden Award Midseason Top 25 Watch List

Lute Olson Award

- Lute Olson Award Midseason Watch List

Naismith Memorial Basketball Hall of Fame

- Karl Malone Award Watch List

Senior CLASS Award

- One of 30 Division I men's basketball candidates

SEC Preseason Voting

- First-team All-SEC (coaches)
- First-team All-SEC (media)

Keon Johnson

- SEC Freshman of the Week (Feb. 8)

Yves Pons

Atlanta Tipoff Club

- Naismith Defensive Player of the Year Finalist (1 of 10)
- Naismith Trophy College Player of the Year Watch List

John R. Wooden Award

- Wooden Award Preseason Top 50 Watch List

Senior CLASS Award

- One of 30 Division I men's basketball candidates

SEC Preseason Voting

- First-team All-SEC (coaches)
- Second-team All-SEC (media)

Jaden Springer

- SEC Freshman of the Week (Dec. 21)
- SEC Freshman of the Week (Feb. 1)
- CBSsports.com Freshman of the Week (Feb. 16)



JoJo averages a team-best 2.0 offensive rebounds per game.

270 WEEKS IN THE TOP 25 RANKINGS

• During his 34 seasons as a head coach, **Rick Barnes** has guided his teams to a total of 270 weeks in the Associated Press Top 25 rankings. That includes 124 total weeks in the top 10.

SCHOOL	WEEKS IN TOP 25	WEEKS IN TOP 10
George Mason	0	0
Providence	2	0
Clemson	34	14
Texas	180	84
Tennessee	54	26
TOTAL	270	124

TENNESSEE HAS BEEN A MAINSTAY IN THE NATIONAL RANKINGS

• Tennessee has made 54 appearances in the Associated Press Top 25 Poll during the **Rick Barnes** era. The Vols are listed at No. 25 this week.
 • In 2018-19, for the first time in program history, the Volunteers spent the entire season—20 polls—in the AP top 10. Tennessee spent four straight weeks at No. 1.

WIN/LOSS COMPARISON

• Several statistical differences stand out in a comparison of Tennessee's wins vs. its losses.

WINS	STATISTIC	LOSSES
78.5	Points Per Game	57.7
59.7	Points Allowed Per Game	69.8
.365	3-Point Percentage	.295
.385	FG Pct. Defense	.444
.781	Free Throw Percentage	.645
+5.4	Turnover Margin	-0.8

VOLS' OFFENSE WELL BALANCED, LACKING HIGH-POWERED SCORER

• Since 2000, Tennessee's top scorer has averaged fewer than 14.0 ppg only five times—see chart below.
 • Never in the modern era (since 1951) has UT's top scorer averaged fewer than 12.0 ppg.

PLAYER	SEASON	PPG
Vincent Yarbrough	2000-01	13.9 ppg
Wayne Chism	2009-10	12.6 ppg
Trae Golden	2011-12	13.6 ppg
Robert Hubbs III	2016-17	13.7 ppg
John Fulkerson	2019-20	13.7 ppg
Jaden Springer	2020-21	12.4 ppg

TRACKING TENNESSEE'S DEFENSE

• Tennessee has drawn 39 charges through 22 games this season. **Keon Johnson** has a team-high 11.
 • The Vols also have forced five five-second calls and seven shot-clock violations.
 • UT has won the turnover battle in 19 of its 22 games.
 • Tennessee's opponents' top scorer this season averages 16.8 ppg. And only seven opposing players have scored 20 or more points vs. the Vols this season.

CHECKMATE

• The current fad occupying the Vols during their downtime is chess—a hobby inspired by the popular Netflix series, *The Queen's Gambit*. Several Vols play matches against one another on their phones.
 • Most point to **Santiago Vescovi** as the man to beat.

BAILEY MADE MOST OF YEAR OFF

• After transferring from Oregon in the summer of 2019, junior guard **Victor Bailey Jr.** sat out last season.
 • Bailey has started 11 games this year and is the team's second-leading scorer with 11.4 points per game.
 • Bailey played in 73 games in his two years at Oregon, including eight starts, and averaged 7.0 points in 17.9 minutes per game. As a sophomore in 2018-19, he scored in double figures 13 times and dropped a season-high 20 points on UCLA.
 • Bailey's mother, 1996 Olympic bronze medalist **Tonja Buford-Bailey**, was a track coach at Texas while **Rick Barnes** was leading the Longhorns' hoops program.
 • Bailey Jr.'s father, **Victor Bailey Sr.**, was a second-round NFL Draft pick out of Missouri in 1993 (wide receiver).

VESCOVI CLUTCH AT THE FREE-THROW LINE IN CRUNCH TIME

• Sophomore **Santiago Vescovi** has proven to deliver at the free-throw line in crunch time for the Vols.
 • For his career, Vescovi is 33 of 34 from the foul line in the final four minutes of regulation and all of overtime. That's a near-automatic percentage of .971.
 • Vescovi is a perfect 14-for-14 in crunch time this season.

FULKY FUN FACT

• Credit to **Grant Ramey** of GoVols247.com for this gem.
 • **John Fulkerson's** career as a Vol has spanned the tenure of three different U.S. Presidents.
 • Obama occupied the Oval Office when Fulyk first enrolled. Fulkerson's time at UT exceeded Trump's tenure in the White House. And Fulyk dropped 15 points on the eve of Biden's inauguration.

NATIONAL POLLS

ASSOCIATED PRESS POLL

Updated: Feb. 22

Rank	School	Record	Points
1	Gonzaga (60)	22-0	1596
2	Baylor (4)	17-0	1540
3	Michigan	16-1	1472
4	Ohio State	18-5	1370
5	Illinois	16-5	1356
6	Alabama	18-5	1196
7	Oklahoma	14-5	1150
8	Villanova	14-3	1132
9	Iowa	17-6	1088
10	West Virginia	15-6	1014
11	Florida State	13-3	967
12	Houston	18-3	921
13	Creighton	16-5	836
14	Texas	13-6	730
15	Virginia	15-5	690
16	Virginia Tech	14-4	545
17	Kansas	17-7	532
18	Texas Tech	14-7	477
19	USC	18-4	423
20	Arkansas	17-5	346
21	Loyola Chicago	19-4	288
22	San Diego State	17-4	222
23	Wisconsin	16-8	200
24	Missouri	14-6	149
25	Tennessee	15-6	145

Receiving Votes: Oklahoma State 92, Belmont 80, Purdue 53, Oregon 53, LSU 32, Drake 19, BYU 19, UCLA 17, Clemson 13, Colorado 8, Wichita State 6, North Carolina 6, Boise State 5, Toledo 4, Xavier 2, Winthrop 2, UC Santa Barbara 2, Western Kentucky 2

Dropped from Rankings: N/A

USA TODAY COACHES' POLL

Updated: Feb. 22

Rank	School	Record	Points
1	Gonzaga (27)	22-0	795
2	Baylor (4)	17-0	771
3	Michigan (1)	16-1	737
4	Illinois	16-5	657
5	Ohio State	18-5	648
6	Villanova	14-3	608
7	Alabama	18-5	589
8	Oklahoma	14-5	552
9	Florida State	13-3	490
10	Houston	18-3	483
11	Creighton	16-5	468
12	Iowa	17-6	465
13	West Virginia	15-6	462
14	Virginia	15-5	361
15	Virginia Tech	14-4	314
16	Texas	13-6	308
17	Texas Tech	14-7	224
18	USC	18-4	218
19	Kansas	17-7	168
20	Arkansas	17-5	134
21	Oklahoma State	14-6	132
22	Loyola Chicago	19-4	124
23	Oregon	14-4	115
24	Wisconsin	16-8	105
25	San Diego State	17-4	96

Receiving Votes: Missouri 83, Tennessee 74, Purdue 64, Belmont 45, Drake 22, UCLA 17, Clemson 16, LSU 13, Winthrop 9, BYU 9, Boise State 8, Wichita State 7, North Carolina 5, UConn 3, Seton Hall 1

Dropped from Rankings: Missouri 19, Tennessee 20

TRACKING TENNESSEE

	AP	Coaches
Pre	12	14
11/30	13	N/A
12/7	12	16
12/14	10	10
12/21	8	8
12/28	7	6
1/4	9	8
1/11	10	10
1/18	6	6
1/25	18	17
2/1	11	10
2/8	16	15
2/15	19	20
2/22	25	RV
3/1	-	-
3/8	-	-
Final	-	-

Ratings Tracker (through Feb. 26)

ESPN.com BPI	11
KenPom.com	22
NCAA NET Rankings	16
Sagarin	19

Tennessee's "Best" NET Wins: 17 Kansas, 21 Arkansas, 24 Colorado, 46 Missouri

2020-21 SEC STANDINGS (through Feb. 26)

	SEC	Pct.	H	A	ALL	Pct.	H	A	N	Postseason
Alabama	13-2	.867	8-0	5-2	18-6	.750	11-1	5-3	2-2	L1
Arkansas	10-4	.714	6-1	4-3	18-5	.783	14-1	4-4	0-0	W5
LSU	9-5	.643	6-1	3-4	14-7	.667	10-2	3-5	1-0	L1
Florida	8-5	.615	5-2	3-3	12-6	.667	6-2	4-4	2-0	W2
Tennessee	9-6	.600	5-3	4-3	16-6	.727	12-3	4-3	0-0	W1
Ole Miss	8-7	.533	4-3	4-4	13-9	.591	8-4	5-5	0-0	W1
Kentucky	7-7	.500	3-3	4-4	8-13	.381	4-5	4-5	0-3	W3
Missouri	7-7	.500	3-3	4-4	14-7	.667	8-3	5-4	1-0	L1
Mississippi State	7-8	.467	3-5	4-3	13-11	.542	9-5	4-3	0-3	W2
Georgia	7-9	.438	5-3	2-6	14-9	.609	12-3	2-6	0-0	W1
Auburn	5-10	.333	2-5	3-5	11-13	.458	6-5	3-7	2-1	L3
Texas A&M	2-6	.250	1-3	1-3	8-7	.533	6-3	2-3	0-1	W1
South Carolina	3-10	.231	2-5	1-5	5-12	.294	3-5	1-6	1-1	L6
Vanderbilt	2-11	.154	1-6	1-5	6-13	.316	5-7	1-6	0-0	L3

Barnes' Vols have 14 wins over ranked opponents.



TEAM NOTES

DIPLOMA CULTURE

- **John Fulkerson** is playing his entire senior season as a college graduate, as he earned his degree in Recreation and Sport Management in May of 2020.
- While Tennessee's basketball *skill* development has made headlines nationally since **Rick Barnes** took over as the Vols' head coach prior to the 2015-16 season, early graduation has been equally as impressive during that span.
- During the Barnes era, the following Vols completed their degree requirements *before* the end of their senior season: **Fulkerson**, **Kyle Alexander** (now in the NBA), **Jacob Fleischman**, **Jalen Johnson**, **Lamonté Turner** and **Grant Williams** (now in the NBA).

TENNESSEE ADDS NATION'S FOURTH-RANKED SIGNING CLASS

- Tennessee's crop of newcomers is arguably the most prolific in program history.
- UT's Class of 2020 was rated No. 4 nationally by Rivals and No. 5 nationally by 247sports and ESPN.
- The class is highlighted by guards **Keon Johnson** (Rivals No. 16, 247Sports No. 22, ESPN No. 26) and **Jaden Springer** (Rivals No. 15, 247Sports No. 16, ESPN No. 16) and forward **Corey Walker Jr.** (Rivals No. 57, 247Sports No. 57, ESPN No. 73).
- The incoming crop was bolstered last summer, when veteran forward **E.J. Anosike**—a 1,000-point scorer and one of the top rebounders in Division I—joined the Vols as a grad transfer from Sacred Heart University.

GREAT GENES

- Several current Vols are blessed with athletic genes from their parents.
- **Victor Bailey Jr.'s** father was an NFL wide receiver, and his mother, **Tonja Buford-Bailey**, is an Olympic-medal-winning hurdler.
- **Josiah-Jordan James' father**, **Kurt James**, was a college teammate of **Magic Johnson** at Michigan State.
- **Keon Johnson's mother**, **Conswella Johnson** (then **Conswella Sparrow**) was a two-time All-SEC basketball player at Auburn.
- **Jaden Springer's father**, **Gary Springer**, starred at Iona before he was selected by the 76ers in the 1984 NBA Draft.
- **Drew Pember's** parents both were student-athletes at nearby Carson-Newman University. His mother, **Allison**, played volleyball for the Eagles, while his father, **Donny Pember**, played basketball.

NEW AD WHITE HAS HOOPS DNA

- Tennessee's new director of athletics, **Danny White**, is a former college basketball student-athlete who played at both Towson (198-2000) and Notre Dame (2000-02).
- White's father, **Kevin White**, is a legendary career AD who recently announced his retirement following a long career at Duke. Danny's older brother, **Mike White**, played basketball at Ole Miss and is now the head coach at Florida.

"QUOTABLES"

COMMENTS THAT TELL A STORY

"Those two bullied us. They were the best two guards on the court, whether they're freshmen, seniors ... they were the best two—because they were physical and they bullied us. It wasn't like they were jacking threes and going nuts. They just did whatever they wanted to on the court."

- **Kentucky head coach John Calipari**
(on Keon Johnson and Jaden Springer)

"I've seen what I could call two great defensive teams in my career. The Texas Tech team that made national championship game two years ago, and potentially this (Tennessee) team."

- **Cincinnati head coach John Brannen**

"He has a knack to rebound the basketball, and on the defensive side where that can really help us is if he rebounds the ball, he can lead the break, because Santiago or any one of our guards can run the wings. Whether he's at the two, the three, the four, or the point guard spot, if he rebounds and he can lead the break, that puts us in a really good position with our transition offense."

- **Associate head coach Mike Schwartz**
(on Josiah-Jordan James)

"At 6-foot-5 and 190 pounds, he can guard anyone from point guards to wings. He's incredible on the ball, having shown the ability to just eat up an opposing team's best player multiple times already despite the season being so young. He can flip his hips and beat a driver to a spot. He can jump passing lanes. He never gets screened. He never seems to get tired."

- **Rob Dauster, The Rebound**
(on Keon Johnson)

"Pons is the best all-around defensive player in all of college basketball, and I don't say that lightly. I know the weight behind it, and I fully believe that statement. I think that people drastically overuse the phrase 'he can guard all five positions,' but Yves Pons can quite literally guard all five positions, especially at the college level. Combine that with the fact that he can make a face-up three and that he is just a great kid with an impressive work ethic, and that's why I thought he should have been a top-40 pick in this year's draft."

- **Rob Dauster, The Rebound**
(on Yves Pons)

ESPN 2020 Basketball Recruiting Class Rankings

1. Kentucky

2. Duke

3. North Carolina

4. **TENNESSEE** **T**



JO-JO DOING A BIT OF EVERYTHING

- After starting his Tennessee career as a point guard, **Josiah-Jordan James** has steadily expanded into a versatile, almost positionless, plug-and-play marvel.
- The 6-6 sophomore has been starting on the wing this season, but he also has slid into the post for some minutes at the No. 4 spot. When the Vols “go small,” James’ all-around game enables him to use his size and strength to play effectively in the frontcourt.

STAT	PER GAME	TEAM RANK
Total Rebounds	6.0	1st
Off. Rebounds	2.0	1st
Steals	1.5	1st
Blocks	1.0	2nd
3-Point FG%	.338	4th
Assists	2.0	4th
Points	8.6	6th

SANTI'S TRIAL BY FIRE

- **Santiago Vescovi** didn't get to ease his way into college basketball. It wasn't until the 22nd game of his career—the third game of his sophomore season—that he took the court against a mid-major opponent.
- Vescovi's first 21 college games came against SEC teams, Kansas, Colorado and Cincinnati. His first action against a non-high-major team was the Dec. 15 game against Appalachian State.

BACK IN URUGUAY, THE PANDEMIC DIDN'T SLOW VESCOVI

- **Santiago Vescovi** flew home to Uruguay immediately after last season was halted and remained there until returning to Tennessee at the end of July.
- While his UT teammates who returned to campus in June were limited to physically distanced shooting drills, he was able to play high-level 5-on-5 games in his hometown of Montevideo, where the pandemic's impact was (at that time) minimal.
- **Rick Barnes** has stated multiple times that Vescovi is now in the best shape of his career.

ROCKY TOP IS SOUTHPAW CENTRAL

- The Vols started five lefties in each of their first eight games and are now starting three lefties.
- A December survey of all Division I SID's yielded no other team that had started five southpaws this season.
- While most studies estimate that 10 percent of the population is left-handed, lefties make up nearly half of this Tennessee basketball team. Seven current Vols are “southpaws.”
- Tennessee's left-handers include: **Victor Bailey Jr., John Fulkerson, Davonte Gaines, Josiah-Jordan James, Cole Morris, Yves Pons** and **Santiago Vescovi**.
- Tennessee has more left-handed players than any other team in the SEC this season, as no other conference team has more than four.

VOLS', LADY VOLS' IN 1K CLUB

- Tennessee is one of only 10 Division I schools whose men's and women's basketball programs have both won more than 1,000 games.
- Joining Tennessee in that unique men's/women's 1K club is: Baylor, Georgia, Maryland, Notre Dame, Ohio State, Stanford, Texas, UConn and Western Kentucky.

VOLS COLLECTING “OF THE YEAR” HARDWARE

- Over the last three seasons, the Tennessee basketball program has collected six major “of the year” awards at the national or SEC level.
- Head coach **Rick Barnes** was the 2018 SEC Coach of the Year and 2018 Naismith National Coach of the Year.
- Consensus All-American **Grant Williams** won back-to-back SEC Player of the Year awards in 2018 and 2019.
- Guard **Lamonté Turner** was named SEC Co-Sixth Man of the Year as a sophomore in 2018.
- And most recently, **Yves Pons** earned the SEC Defensive Player of the Year award in 2020.
- Pons and **John Fulkerson** were both among players who received preseason media votes for 2021 SEC Player of the Year.

CHANDLER, MASHACK SET TO JOIN VOLS NEXT SEASON

- Five-star point guard **Kennedy Chandler** and top-50 wing **Jahmai Mashack** signed with Tennessee in November and will join the Vols as freshmen next year.
- The top-ranked point guard in the Class of 2021 and the No. 12-rated player in the nation according to ESPN, Chandler is on the Atlanta Tipoff Club's Naismith High School Boys Midseason Team.
- Mashack is a 6-5 wing from Fontana, California. Basketball recruiting analysts have described him as a physical wing with ideal toughness and physicality and one of the top defenders in his class.

ELITE REBOUNDER ANOSIKE BOLSTERS VOLS' FRONT COURT

- Graduate transfer **E.J. Anosike** enrolled at UT this summer after scoring 1,098 points in his three previous years at Sacred Heart University.
- The younger brother of former Lady Vols national champion forward/center and 2008 NCAA Woman of the Year **Nicky Anosike**, E.J. started 65 straight games the last two seasons.
- Last season at Sacred Heart, Anosike ranked among the top 20 in all of Division I in offensive rebounds per game (4.18, fourth), total rebounds per game (11.6 rpg, sixth), double-doubles (18, seventh) and defensive rebounds per game (7.42, 19th).

VOLS' ROSTER BOASTS INTERNATIONAL FLAVOR

- Tennessee head coach **Rick Barnes** has vastly expanded the program's recruiting pipelines since arriving on Rocky Top, including internationally. The 2020-21 roster includes four international student-athletes and five total nationalities.
- Reigning SEC Defensive Player of the Year **Yves Pons**, from Fuveau, France, returns this year after exploring a potential jump to the NBA.
- Pons—who was born in Port-au-Prince, Haiti—attended the INSEP (National Institute of Sport and Physical Education) Academy in Paris. Other notable INSEP basketball alums include **Boris Diaw, Tony Parker** and **Ronny Turiaf**.
- The Vols' other international team members this season are sophomores **Olivier Nkamhoua**, from Helsinki, Finland, **Uroš Plavšić**, from Ivanjica, Serbia, and **Santiago Vescovi**, from Montevideo, Uruguay.
- Nkamhoua's mother is Scottish/Finnish, and his father hails from Cameroon.
- Since his hiring in 2015, Barnes has signed six international players for the Vols, including two from Canada. The Tennessee roster has included at least one international student-athlete every year since Barnes took over as head coach.

TEAM STAT RANKINGS (SEC & NCAA)

Category Stat	SEC	NCAA	SEC*
Scoring Offense 72.8	9	139	69.1 11
Scoring Defense 62.5	1	20	66.5 2
Scoring Margin +10.4	2	39	+2.7 5
FG Pct. .445	7	148	.428 11
FG Pct. Defense .401	1	35	.418 4
3FG Pct. .343	6	146	.324 9
3FG Pct. Defense .318	5	89	.341 8
Free Throw Pct. .746	3	60	.715 8
Rebounds Per Game 35.8	12	158	33.7 12
Rebound Defense 33.2	4	-	35.9 6
Rebound Margin +2.5	6	114	-2.2 11
Off. Rebs Per Game 10.5	12	136	9.7 13
Def. Rebs Per Game 25.3	9	191	24.0 9
Assists Per Game 15.0	2	70	14.0 4
Assist/Turnover 1.2	1	61	1.1 1
Turnovers Per Game 12.1	1	87	12.9 2
Turnover Margin +3.7	1	23	+2.8 1
Blocks Per Game 4.6	5	30	4.7 T-5
Steals Per Game 7.2	8	103	6.8 11
Fouls Per Game 16.1	-	81	16.9 -

SEC thru Feb. 26 | NCAA thru Feb. 24 *Conference games only

GAMES STARTED

	Streak	2020-21	Career	SEC
E.J. Anosike	-	-	65	
Victor Bailey Jr.	3	11	19	5
John Fulkerson	3	21	59	32
Davonte Gaines	-	-	1	-
Josiah-Jordan James	-	16	42	23
Keon Johnson	11	12	12	11
Olivier Nkamhoua	-	-	-	-
Drew Pember	-	-	-	-
Uroš Plavšić	-	-	3	3
Yves Pons	4	21	65	38
Jaden Springer	8	10	10	9
Santiago Vescovi	-	19	38	30
Corey Walker Jr.	-	-	-	-

NON-CONFERENCE BREAKDOWN

Team	Record	Result
Charlotte	9-11	Canceled
VCU	17-5	Canceled
Gonzaga	22-0	Canceled
Notre Dame	9-12	Canceled
UT Martin	7-15	Canceled
Colorado	17-7	W, 56-47
Cincinnati	8-8	W, 65-56
Appalachian State	12-10	W, 79-38
Tennessee Tech	3-22	W, 103-49
Saint Joseph's	3-14	W, 102-66
USC Upstate	5-17	W, 80-60
Kansas	17-8	W, 80-61



THOMPSON-BOLING ARENA



CAPACITY: **21,678** | 2020-21 CAPACITY: **4,191** | OVERALL RECORD IN 34 SEASONS AT THOMPSON-BOLING ARENA: **408-138**

FACILITIES NOTES

ELITE ATTENDANCE

- For the second consecutive year, Tennessee finished fourth nationally in average home attendance last year. The Vols drew an average of 18,990 fans to 17 games at Thompson-Boling Arena.
- Tennessee's average home attendance in 2018-19 and 2019-20 ranked seventh and eighth, respectively, in program history.
- The Vols have ranked among the top 20 in men's college basketball attendance for 16 consecutive years, including nine seasons ranked in the top five nationally.
- Tennessee's total number of season tickets *sold* last year (15,500) exceeded the average home attendance of all but 11 Division I programs. In other words, before selling any single-game tickets, the Vols were already assured of finishing at least 12th in average home attendance for 2019-20 (they finished fourth).

2019-20 AVERAGE HOME ATTENDANCE LEADERS

1. Syracuse	21,704	6. Wisconsin	16,912
2. Kentucky	21,160	7. Louisville	16,658
3. North Carolina	20,103	8. Kansas	16,388
4. Tennessee	18,990	9. Memphis	16,312
5. Creighton	17,314	10. Indiana	16,300

VOLS, LADY VOLS BOASTED NCAA'S HIGHEST COMBINED ATTENDANCE

- The Vols and Lady Vols combined for a total attendance of 461,146 last season—the most of any school in the country.

2019-20 COMBINED BASKETBALL ATTENDANCE

Rank	School	Total Attendance
1.	Tennessee	461,146
2.	Kentucky	443,725
3.	Louisville	428,069
4.	Iowa State	401,953
5.	South Carolina	390,340

LARGEST VENUES & LEGENDS IN THE RAFTERS

LARGEST COLLEGE ARENAS

1. The Carrier Dome (Syracuse)	35,446
2. Rupp Arena (Kentucky)	23,500
3. KFC Yum! Center (Louisville)	22,090
4. Dean Smith Center (North Carolina)	21,750
5. Thompson Boling Arena (Tennessee)	21,678
6. Bud Walton Arena (Arkansas)	19,368
7. Marriott Center (BYU)	19,000
8. Value City Arena (Ohio State)	18,809
T9. Thomas and Mack Center (UNLV)	18,000
T9. Colonial Life Arena (South Carolina)	18,000

HOME HOOPS DURING THE BARNES ERA

- The Volunteers own a 77-20 record at Thompson-Boling Arena under the direction of head coach **Rick Barnes**.
- With Barnes on the bench, Tennessee is 37-16 at home against SEC opposition.
- The Vols' recent 31-game home win streak was longest of the Barnes era and also was the third-longest home win streak in program history (it ended Dec. 14, 2019).
- Barnes has led the Vols to a 5-7 home record against AP top-25 opponents.

AVERAGE HOME ATTENDANCE DURING THE BARNES ERA

Season	Average	NCAA Rank
2015-16	14,233	17th
2016-17	13,637	20th
2017-18	16,210	8th
2018-19	19,034	4th
2019-20	18,990	4th

PANDEMIC PROTOCOLS LEAD TO ADJUSTED SEATING PLAN

- To comply with health and safety recommendations from the CDC, local officials and the Southeastern Conference, Tennessee has implemented an adjusted-seating ticket plan at Thompson-Boling Arena this season.
- Gameday capacity will be close to 4,000—or about 18 percent of the venue's normal capacity (21,678).
- To allow for a mandatory 12-foot buffer between the general public and essential personnel on and around the court, the first five rows of the arena's lower bowl will remain vacant.
- SEC guidelines for indoor events explicitly state that all references to "physically distanced" means a minimum of six feet. Thus, seating pods will be spaced at least six feet apart throughout the arena.
- All available ticket inventory sold out in November.

COMMITMENT TO BASKETBALL

- Prior to the 2007-08 season, UT added a basketball-only practice facility, Pratt Pavilion, which houses two full-size gyms as well as an athletic training room, weight room and film-study room.
- Construction of Pratt Pavilion also marked the beginning of the "first phase" of renovations to Thompson-Boling Arena. This \$19 million phase included the addition of 32 luxury suites located in the north balcony, a loge area just below the suites that includes 166 side court seats, new seats for the entire arena, a \$3 million center-hung scoreboard and concourse refurbishments, such as graphics and other amenities.
- In the "second phase" of Thompson-Boling Arena renovations, the athletics department overhauled the men's and women's basketball offices during the 2010-11 campaign, creating a new and impressive "front door" for both programs.
- New to Thompson-Boling Arena for the 2013-14 season was a 360-degree LED ribbon board that runs along the bottom of the upper deck.
- In March of 2014, Thompson-Boling Arena became the third college basketball arena to install an LED lighting system, which features fixtures that are smaller, brighter, and up to 85 percent more efficient than conventional arena metal halide lights.
- The weight room in Pratt Pavilion was renovated and expanded to 4,350 square feet in the summer of 2016. Additions include a full-court-length stretch of synthetic turf, a custom rubber floor, a 40-foot, steel-reinforced throwing wall, six Keiser Functional Trainers, four TRUEStretch Cages, three custom, 10-foot Power Lift pulley units (ideal for taller student-athletes), seven sets of 90-pound PowerBlocks and a zoned, high-powered stereo system.
- In September 2018, work concluded on a \$5 million locker-room renovation at Thompson-Boling Arena. In addition to the beautifully revamped spaces for the men's and women's teams, the Larry Pratt Basketball Locker Room Complex also includes an athletic training facility featuring world-class hydrotherapy systems.

LEGENDS IN THE RAFTERS

RETIRED NUMBERS

Name	No.	Retired on
Ray Mears (coach)	*	March 1, 2006
John Ward (broadcaster)	*	March 1, 2006
Bernard King	53	Feb. 13, 2007
Ernie Grunfeld	22	March 2, 2008
Allan Houston	20	March 6, 2011

RETIRED JERSEYS

Dale Ellis	14	March 1, 2014
------------	----	---------------

* Honored with a personalized banner bearing the "Power T" logo

MISC NOTES

WINDICATORS

- Tennessee under **Rick Barnes** is 60-6 when holding its opponent below a .390 field-goal percentage.
- Tennessee under **Rick Barnes** is 54-3 when it takes a double-digit lead into halftime.

DOMINANT WIN AT MIZZOU HISTORIC

- Tennessee's 20-point win (73-53) at then-12th-ranked Missouri to open SEC play on Dec. 30 stands as UT's largest margin of victory on the road against a top-25 opponent in program history.

WILLIAMS' WORDS PROPHETIC

- Before he developed from a three-star prospect to a two-time SEC Player of the Year, consensus first-team All-American and first-round NBA Draft pick after just three seasons at Tennessee—and don't forget, he also graduated—**Grant Williams** had this to say while he was still a high school senior...
- "We're not coming in just to be that foundation. We're coming in to start something and create something that's going to last forever... We want to be that huge burst that comes to Tennessee. I think we're national championship contenders in a few years."
- As a rookie with the Boston Celtics last season, Williams played meaningful playoff minutes into the Eastern Conference finals.

ROSTER BREAKDOWN

- The Vols' 2020-21 roster features 17 players (13 scholarship student-athletes) representing eight states as well as Finland, France, Serbia and Uruguay.
- There are five Vols who hail from the state of Tennessee, two from North Carolina and one each from Florida, Georgia, New Jersey, New York, South Carolina and Texas.
- UT has three seniors, two juniors, seven sophomores and five freshmen.
- Six Vols stand 6-5 or shorter, and 11 are 6-6 or taller.

THREE WE MISS

- Last season was a farewell tour for three Vols who were key to establishing the culture of the Tennessee basketball program under **Rick Barnes**.
- Guards **Lamonté Turner** and **Jordan Bowden** both were 1,000-point scorers and impactful two-way players. Bowden was invited to attend training camp with the NBA's Brooklyn Nets.
- Veteran wing **Jalen Johnson** provided important depth for three seasons before earning his degree and transitioning to Wake Forest as a grad transfer.

VOLS WELL REPRESENTED IN THE NBA

- Six Tennessee alums are active in the NBA, including four who were recruited and coached by **Rick Barnes**.
- Forward **Tobias Harris** (2010-11) is a regular starter for the Philadelphia 76ers and is one of the team's top scorers. He was named the NBA's Eastern Conference Player of the Week on Jan. 4.
- Guard **Josh Richardson** (2011-15) is with a new team this season, after a draft-night trade in November sent him from Philadelphia to the Dallas Mavericks. For his career, Richardson averages 12.4 points and shoots .363 from 3-point range.
- As a rookie last season, forward **Grant Williams** (2016-19) made a deep playoff run, as his Boston Celtics advanced to the Eastern Conference Finals. Williams earned meaningful minutes throughout the playoffs.
- **Admiral Schofield** (2015-19) appeared in 33 games as a rookie with the Washington Wizards last season. He was cut shortly after being traded to Oklahoma City this winter, but the Greensboro Swarm made him the No. 1 overall pick in the G League Draft on Jan. 11.
- Point guard **Jordan Bone** (2016-19), saw action in 10 games as a rookie with the Detroit Pistons last season. Bone signed with the Orlando Magic in November.
- New York Knicks Assistant GM **Allan Houston** (1989-93) continues to play a key insider's role with the franchise he once starred for. He also serves as GM of the NBA G-League's Westchester Knicks.

MULTIPLE VOLS ON 2021 NBA MOCK DRAFT BOARDS

- Multiple Vols are projected as potential selections in the 2021 NBA Draft.
- In *The Athletic's* mock draft, **Keon Johnson** is listed as the No. 5 overall pick, **Jaden Springer** is projected at No. 38, and **Yves Pons** is listed as the No. 48 pick.
- And in ESPN.com's latest mock draft, Johnson lands at No. 7, while Springer is listed at No. 31.
- Gary Parrish of CBSsports.com and **Eric Bossi** of 247sports.com both also project Johnson as a lottery pick this summer.
- Tennessee had three upperclassmen selected in the 2019 NBA Draft, with **Grant Williams** going in the first round and **Admiral Schofield** and **Jordan Bone** taken in the second round.
- With Johnson projected as a possible top-10 pick, it's worth noting that Tennessee has previously produced four top-10 draft picks in **Tom Boerwinkle** (4th in 1968), **Bernard King** (7th in 1977), **Ernie Grunfeld** (11th in 1977) and **Dale Ellis** (9th in 1983).



LAST THREE GAMES

#	Player	gp-gs	min	Total			3-Point		F-Throw		Rebounds				a	to	blk	stl	pts	avg		
				avg	fg-fga	fg%	3fg-fga	3fg%	ft-fga	ft%	off	def	tot	avg							pf	dq
12	Victor Bailey Jr.	3-3	99	33.0	21-40	.525	16-26	.615	10-14	.714	1	7	8	2.7	3	0	9	3	1	2	68	22.7
11	Jaden Springer	3-3	86	28.7	11-27	.407	0-6	.000	18-18	1.000	3	8	11	3.7	3	0	8	9	1	3	40	13.3
35	Yves Pons	3-3	93	31.0	13-21	.619	1-5	.200	3-3	1.000	6	15	21	7.0	6	0	2	5	5	4	30	10.0
45	Keon Johnson	3-3	80	26.7	8-25	.320	1-7	.143	11-14	.786	4	4	8	2.7	11	0	13	14	3	2	28	9.3
10	John Fulkerson	3-3	72	24.0	10-21	.476	0-0	.000	7-11	.636	2	14	16	5.3	6	0	3	3	1	2	27	9.0
25	Santiago Vescovi	3-0	85	28.3	4-16	.250	3-14	.214	2-2	1.000	0	15	15	5.0	5	0	10	5	0	1	13	4.3
33	Uros Plavsic	1-0	2	2.0	1-2	.500	0-0	.000	0-1	.000	2	0	2	2.0	0	0	1	0	0	0	2	2.0
13	Olivier Nkamhoua	3-0	33	11.0	3-3	1.000	0-0	.000	0-0	.000	2	6	8	2.7	2	0	1	0	1	1	6	2.0
05	Josiah-Jordan James	1-0	29	29.0	1-6	.167	0-1	.000	0-1	.000	2	3	5	5.0	2	0	1	2	0	3	2	2.0
03	Drew Pember	2-0	5	2.5	1-3	.333	0-1	.000	0-0	.000	0	0	0	0.0	1	0	0	0	0	0	2	1.0
55	E.J. Anosike	1-0	2	2.0	0-0	.000	0-0	.000	0-0	.000	0	1	1	1.0	0	0	0	0	0	1	0	0.0
00	Davonte Gaines	2-0	14	7.0	0-2	.000	0-0	.000	0-0	.000	0	1	1	0.5	2	0	1	1	0	2	0	0.0
Team											7	3	10				1					
Total.....		3	600		73-166	.440	21-60	.350	51-64	.797	29	77	106	35.3	41	0	49	43	12	21	218	72.7
Opponents.....		3	600		70-176	.398	30-71	.423	31-38	.816	33	72	105	35.0	59	-	37	48	7	21	201	67.0

RICK BARNES

Head Coach | Sixth Season at Tennessee



CAREER RECORDS

Overall Record: 725-384
 Conference Games (regular season): 329-235
 Non-Conference Games (regular season): 329-89
 Conference Tournament: 37-31
 NCAA Tournament: 24-24
 Overtime Games: 32-39
 One-Point Games: 19-24
 vs. AP Top 25: 107-179

VS. CURRENT SEC HEAD COACHES

COACH	All	Tenn	Tex	Clem	Prov	GMU
Calipari, John	10-8	8-6	2-2	-	-	-
Crean, Tom	2-1	2-1	-	-	-	-
Davis, Kermit	2-1	2-1	-	-	-	-
Howland, Ben	10-3	7-2	3-1	-	-	-
Martin, Cuonzo	5-2	4-2	1-0	-	-	-
Martin, Frank	10-8	7-4	3-4	-	-	-
Musselman, Eric	2-1	2-1	-	-	-	-
Oats, Nate	1-1	1-1	-	-	-	-
Pearl, Bruce	4-8	3-6	1-2	-	-	-
Stackhouse, Jerry	4-0	4-0	-	-	-	-
Wade, Will	1-3	1-3	-	-	-	-
White, Mike	5-2	5-2	-	-	-	-
Williams, Buzz	1-1	1-1	-	-	-	-
TOTAL	57-38	47-29	10-9			

vs. BARNES...

Calipari, John	was 1-2 at Memphis; 6-8 at Kentucky
Crean, Tom	is 1-2 at Georgia
Davis, Kermit	is 1-2 at Ole Miss
Howland, Ben	was 1-3 at UCLA; 2-6 at Miss. State
Martin, Cuonzo	is 2-4 at Missouri; was 0-1 at Cal
Martin, Frank	was 4-3 at K-State; 4-7 at SC
Musselman, Eric	is 1-2 at Arkansas
Oats, Nate	is 1-1 at Alabama
Pearl, Bruce	was 2-1 at Tennessee; 6-3 at Auburn
Stackhouse, Jerry	is 0-4 at Vanderbilt
Wade, Will	is 3-1 at LSU
White, Mike	is 2-5 at Florida
Williams, Buzz	is 1-1 at Texas A&M

▶ COACH BARNES: CAREER BREAKDOWN

Year	School	Overall	Conference	Finish	Postseason	Ranking	RPI/NET
1987-88	George Mason	20-10 .667	9-5 .643	T-2nd		-/-	103
Totals	One Season	20-10 .667	9-5 .643				
1988-89	Providence	18-11 .621	7-9 .438	T-6th	NCAA Tournament First Round	-/-	29
1989-90	Providence	17-12 .586	8-8 .500	T-6th	NCAA Tournament First Round	-/-	36
1990-91	Providence	19-13 .594	7-9 .438	T-7th	NIT Quarterfinals	-/-	53
1991-92	Providence	14-17 .452	6-12 .333	9th		-/-	119
1992-93	Providence	20-13 .606	9-9 .500	T-4th	NIT Semifinals	-/-	41
1993-94	Providence	20-10 .667	10-8 .556	T-4th	NCAA Tournament First Round	-/-	23
Totals	Six Seasons	108-76 .587	47-55 .461				50.2
1994-95	Clemson	15-13 .536	5-11 .313	T-6th	NIT First Round	-/-	33
1995-96	Clemson	18-11 .621	7-9 .438	6th	NCAA Tournament First Round	-/-	44
1996-97	Clemson	23-10 .697	9-7 .563	4th	NCAA Tournament Sweet Sixteen	14/8	39
1997-98	Clemson	18-14 .563	7-9 .438	T-4th	NCAA Tournament First Round	-/-	25
Totals	Four Seasons	74-48 .607	28-36 .438				35.3
1998-99	Texas	19-13 .594	13-3 .813	1st	NCAA Tournament First Round	-/-	45
1999-00	Texas	24-9 .727	13-3 .813	2nd	NCAA Tournament Second Round	15/21	8
2000-01	Texas	25-9 .735	12-4 .750	T-2nd	NCAA Tournament First Round	18/-	13
2001-02	Texas	22-12 .647	10-6 .625	T-3rd	NCAA Tournament Sweet Sixteen	-/T18	15
2002-03	Texas	26-7 .788	13-3 .813	2nd	NCAA Tournament Final Four	5/3	5
2003-04	Texas	25-8 .758	12-4 .750	T-2nd	NCAA Tournament Sweet Sixteen	12/10	9
2004-05	Texas	20-11 .645	9-7 .563	T-5th	NCAA Tournament First Round	-/-	38
2005-06	Texas	30-7 .811	13-3 .813	T-1st	NCAA Tournament Elite Eight	9/9	10
2006-07	Texas	25-10 .714	12-4 .750	3rd	NCAA Tournament Second Round	11/16	26
2007-08	Texas	31-7 .816	13-3 .813	T-1st	NCAA Tournament Elite Eight	7/5	6
2008-09	Texas	23-12 .657	9-7 .563	T-4th	NCAA Tournament Second Round	-/23	38
2009-10	Texas	24-10 .706	9-7 .563	T-6th	NCAA Tournament First Round	-/-	35
2010-11	Texas	28-8 .778	13-3 .813	2nd	NCAA Tournament Third Round	8/16	11
2011-12	Texas	20-14 .588	9-9 .500	6th	NCAA Tournament Second Round	-/-	57
2012-13	Texas	16-18 .471	7-11 .389	7th	CBI Opening Round	-/-	121
2013-14	Texas	24-11 .686	11-7 .611	T-3rd	NCAA Tournament Third Round	-/-	41
2014-15	Texas	20-14 .588	8-10 .444	T-6th	NCAA Tournament Second Round	-/-	51
Totals	17 Seasons	402-180 .691	186-94 .664				31.1
2015-16	Tennessee	15-19 .441	6-12 .333	12th		-/-	142
2016-17	Tennessee	16-16 .500	8-10 .444	9th		-/-	80
2017-18	Tennessee	26-9 .743	13-5 .722	T-1st	NCAA Tournament Second Round	13/16	10
2018-19	Tennessee	31-6 .838	15-3 .833	T-2nd	NCAA Tournament Sweet Sixteen	6/5	9
2019-20	Tennessee	17-14 .548	9-9 .500	8th	Postseason cancelled due to COVID-19	-/-	63
2020-21	Tennessee	16-6 .727	9-6 .600				
Totals	6 Seasons	121-70 .634	60-45 .571				60.3
OVERALL	34 Seasons	725-384 .654	329-235 .583				41.1

20-WIN SEASONS - ACTIVE HEAD COACHES

RANK	COACH	20-WIN SEASONS
1	Mike Krzyzewski	36
2	Jim Boeheim	34
3	Roy Williams	29
4	Bob Huggins	28
5	John Calipari	25
6	Bill Self	23
7	Rick Barnes	21
8	Tubby Smith	20

Division I only; through 2019-20 season

DIVISION I WINS - ACTIVE HEAD COACHES

RANK	COACH	SCHOOL	WINS
1	Mike Krzyzewski	Duke	1,168
2	Jim Boeheim	Syracuse	977
3	Roy Williams	North Carolina	899
4	Bob Huggins	West Virginia	826
5	Cliff Ellis	Coastal Carolina	793
6	John Calipari	Kentucky	741
T-7	Rick Barnes	Tennessee	725
T-7	Bill Self	Kansas	725
9	Dana Altman	Oregon	683
10	Lon Kruger	Oklahoma	672
11	Rick Pitino	Iona	655
12	Tom Izzo	Michigan State	640
13	Jim Larrañaga	Miami (Fla.)	639
14	Tubby Smith	High Point	630
15	Mark Few	Gonzaga	621

through Feb. 24

NCAA TOURNAMENTS - ACTIVE SEC COACHES

RANK	COACH	SCHOOL	BERTHS
1	Rick Barnes	Tennessee	24
2	John Calipari	Kentucky	18
3	Ben Howland	Mississippi St.	11
4	Bruce Pearl	Auburn	10
5	Tom Crean	Georgia	9
6	Buzz Williams	Texas A&M	8
7	Kermit Davis	Ole Miss	6
8	Frank Martin	South Carolina	5
T-9	Eric Musselman	Arkansas	3
T-9	Cuonzo Martin	Missouri	3
T-9	Will Wade	LSU	3
T-9	Michael White	Florida	3
T-9	Nate Oats	Alabama	3
14	Jerry Stackhouse	Vanderbilt	0

through 2019-20 season

NCAA TOURNAMENT WINS - ACTIVE SEC COACHES

RANK	COACH	SCHOOL	WINS
1	John Calipari	Kentucky	46
2	Rick Barnes	Tennessee	24
3	Ben Howland	Mississippi State	19
4	Bruce Pearl	Auburn	15
5	Tom Crean	Georgia	11
T-6	Frank Martin	South Carolina	10
T-6	Buzz Williams	Texas A&M	10
8	Michael White	Florida	5
9	Cuonzo Martin	Missouri	3
T-10	Kermit Davis	Ole Miss	2
T-10	Eric Musselman	Arkansas	2
T-10	Nate Oats	Alabama	2
13	Will Wade	LSU	1
14	Jerry Stackhouse	Vanderbilt	0

through 2019-20 season

BARNES 18th ON DIVISION I WINS LIST

- When the Vols defeated Jacksonville State on Dec. 21, 2019, **Rick Barnes** became the seventh active head coach (and the 22nd all-time) to log 700 Division I victories.
- Barnes currently ranks 18th on the all-time Division I list with 725 wins.
- **Norm Stewart** and **Jerry Tarkanian** are just ahead of Barnes and tied for 16th all-time with 729 victories.

UNDER BARNES, VOLS ARE 71-23 AS AN AP-RANKED TEAM

- Tennessee has played 94 games as a ranked team (AP poll) under head coach **Rick Barnes**, and the Vols are 71-23 (.755) in those contests.

TOP SPOT: BARNES IS ONE OF SIX

- **Rick Barnes** led Texas to the No. 1 ranking for two weeks in January 2010. He most recently guided Tennessee to four straight weeks at No. 1 in 2019.
- He is one of six coaches ever to lead multiple schools to a No. 1 ranking: **John Calipari**, **Frank McGuire**, **Rick Pitino**, **Eddie Sutton** and **Roy Williams**.

TENNESSEE'S 2019 SWEET SIXTEEN PUT RICK BARNES IN RARE COMPANY

- **Rick Barnes** in 2019 became one of only a dozen head coaches ever to lead at least three different schools to a NCAA Tournament Round of 16 appearance (Clemson, Texas, Tennessee).
- The 12 coaches who have led at least three different schools to the Round of 16 are: **Lon Kruger** (has done it with four schools), Barnes, **Gene Bartow**, **John Calipari**, **Frank McGuire**, **Ralph Miller**, **Rick Pitino**, **Bruce Pearl**, **Bill Self**, **Eddie Sutton**, **Tubby Smith** and **Bruce Weber**.

BARNES CLAIMED TWO 2019 NATIONAL COACH OF THE YEAR AWARDS

- **Rick Barnes** in 2019 earned his first two career National Coach of the Year awards, as he received the Werner Ladder Naismith Trophy for Men's College Coach of the Year Award and the USBWA's Henry Iba National Coach of the Year Award.
- One year after leading Tennessee to the 2018 SEC Championship and a 26-9 overall record, Barnes guided the 2018-19 Volunteers to a 31-5 mark. That impressive record included a school-record 19-game winning streak and three victories over top-five opponents.
- The 2018-19 Vols spent four weeks atop the Associated Press Top 25 rankings. And for the first time in program history, Tennessee spent the entire season ranked among the top 10.



FOLLOW THE TEAM

Keep up with the Vols on Twitter:

- @eanosike55 - E.J. Anosike, Forward
- @vbailey_ballisi - Victor Bailey Jr., Guard
- @fulkerson_john - John Fulkerson, Forward
- @therealticket0 - Davonte Gaines, Guard
- @kgilbert799 - Kent Gilbert, Guard
- @jjjames30 - Josiah-Jordan James, Guard
- @brockjancek - Brock Jancek, Forward
- @iamkeonjohnson - Keon Johnson, Guard
- @olivier_rn - Olivier Nkamhoua, Forward
- @drewpember7 - Drew Pember, Forward
- @urosp34 - Uroš Plavšić, Forward
- @airpons - Yves Pons, Guard/Forward
- @jadenspringer11 - Jaden Springer, Guard
- @isaiahsulack - Isaiah Sulack, Guard

See player bio pages for Instagram handles.



FOLLOW THE BEAT

Here is a list of reporters who regularly cover the Tennessee basketball beat and tweet about the Vols:

- @vincesports - Vince Ferrara, The Sports Animal
- @louiswbir - Louis Fernandez, WBIR-TV
- @benmckee14 - Ben McKee, RockyTopInsider.com
- @volquest_rob - Rob Lewis, VolQuest.com
- @jimmyhyams - Jimmy Hyams, Sports Animal WNML
- @teresamwalker - Teresa Walker, Associated Press
- @troy_provost - Troy Provost-Heron, Maryville Daily Times
- @grantramey - Grant Ramey, GoVols247.com
- @wesrucker247 - Wes Rucker, GoVols247.com
- @jordancrammer - Jordan Crammer, WATE-TV
- @wvltrick - Rick Russo, WVLT-TV
- @rshump00 - Ryan Schumpert, The Daily Beacon
- @bynoahtaylor - Noah Taylor, LaFollette Press
- @treywallace_ - Trey Wallace, FOX Sports Knoxville
- @josh_ward - Josh Ward, Sports Animal WNML
- @bymikewilson - Mike Wilson, Knoxville News Sentinel

▶ BARNES vs. THE SEC

vs. Southeastern Conference: 120-74

OPPONENT	All	Tenn	Tex	Clem	Prov	GMU
Alabama	3-4	3-3	-	-	0-1	-
Arkansas	7-6	4-5	3-1	-	-	-
Auburn	3-6	3-6	-	-	-	-
Florida	5-2	5-2	-	-	-	-
Georgia	4-7	3-5	1-1	0-1	-	-
Kentucky	9-8	8-6	0-1	1-1	-	-
LSU	3-8	2-5	1-3	-	-	-
Ole Miss	5-3	5-3	-	-	-	-
Mississippi State	10-2	7-2	3-0	-	-	-
Missouri	16-10	5-3	10-7	1-0	-	-
South Carolina	12-4	7-4	-	4-0	1-0	-
Tennessee	2-2	-	2-2	-	-	-
Texas A&M	29-9	4-2	23-7	2-0	-	-
Vanderbilt	11-3	10-3	1-0	-	-	-



RICK BARNES: WHERE & WHEN

Home: 453-95 November: 116-32
 Away: 164-192 December: 176-51
 Neutral: 108-97 January: 172-111
 at TBA: 77-21* February: 154-111
 *one loss with Texas March: 103-78
 April: 0-1

ON THE BENCH



MICHAEL SCHWARTZ

Associate Head Coach • Texas, 1999

- Fifth season at Tennessee; played two years under Barnes at Texas and was a member of the 1999 Big 12 Championship team (then became a GA on Texas' staff).
- In 2019, Schwartz earned feature placement on *The Athletic's* list of the nation's top 25 up-and-coming college basketball coaches.
- Since the 2017-18 campaign, Schwartz has served as Tennessee's "defensive coordinator"
- No stranger to the Southeast and East Coast, Schwartz spent six years on staff at Miami (Fla.) in the ACC.



DESMOND OLIVER

Assistant Coach • Dominican College, 1992

- Sixth season at Tennessee; before joining the Vols, he spent five seasons as an assistant coach at Charlotte.
- This is his 25th season in the Division I coaching ranks; he has experience in the Atlantic 10, Big 12, Ivy League and Metro Atlantic Athletic Conference.
- In August of 2020, Oliver was named one of the top six assistant coaches in the SEC, according to Stadium basketball insider Jeff Goodman.
- A native of Buffalo, New York.



KIM ENGLISH

Assistant Coach • Missouri, 2012

- Second season at Tennessee; was previously an assistant coach under Tad Boyle at Colorado for two years and was an assistant at Tulsa for one season.
- In May of 2020, English was listed on ESPN's "40 Under 40" listing of rising stars in college basketball coaching.
- The Pistons selected English with the 44th overall pick in the 2012 NBA Draft, and he appeared in 41 games during the 2012-13 season.
- Was a four-year letterman at Missouri (2008-12), earning All-Big 12 honors; Mizzou won 107 games during his career (winningest player in program history).



GARRETT MEDENWALD

Director of Sports Performance • Wisconsin-Whitewater, 2013

- Sixth season at Tennessee; he had three previous years of experience working alongside head coach Rick Barnes at Texas from 2012-15.
- As a football running back at UW-Whitewater, he helped lead the Warhawks to back-to-back national championships in 2010 and 2011.
- An elite powerlifter, Medenwald was a national qualifier in Olympic weightlifting and was a coach and co-founder of the UW-Whitewater Olympic Lifting Club.
- Native of Green Bay, Wisconsin (lifelong Green Bay Packers fan).



CHAD NEWMAN

Athletic Trainer • Tennessee, 1994

- 25th season with the Tennessee basketball program.
- Under his care, the Vols have advanced to postseason play 15 times, including 11 NCAA Tournament berths and six Sweet Sixteen appearances.
- 2009 Tennessee Athletic Trainer's Society (TATS) Athletic Trainer of the Year.
- Native of Chattanooga, Tennessee



BRYAN LENTZ

Director of Player Development/ Video Coordinator • Lenoir-Rhyne, 2000

- Third season at Tennessee; is a North Carolina native.
- Had four previous years of experience as a member of Rick Barnes' basketball staff at Texas.
- His father, John Lentz, was a legendary head coach at Lenoir-Rhyne and was Barnes' roommate during college.
- Spent the 2014-18 seasons as an assistant coach at Appalachian State University in Boone, N.C.



MARY-CARTER EGGERT

Director of Basketball Operations • Tennessee, 2011

- A two-time Tennessee graduate, Eggert is in her sixth season working in a basketball operations role.
- One of only two women currently holding the role of director of basketball operations with a men's program at a major-conference school.
- Spent three years on UT's media relations staff, working closely with the Tennessee football program from 2012 to 2014.
- Native of Richmond, Virginia



I.J. POOLE

Assistant to the Head Coach • Texas, 2015

- In April 2019, Poole returned for his second stint on Rick Barnes' Tennessee staff.
- He previously was a graduate manager at Tennessee from 2015-17; this is his sixth overall year working with Barnes, as he was a two-year student manager at Texas.
- Prior to returning to Tennessee, Poole worked for two seasons on the full-time staff at Appalachian State.
- In 2017-18, he served as App State's director of basketball operations. He then was promoted to assistant coach for the 2018-19 campaign.



KEN McDONALD

Director of Student-Athlete Development • Providence, 1992

- The 2020-21 season marks McDonald's 10th season on staff with Rick Barnes and his second season on Barnes' staff at Tennessee.
- Their relationship dates to McDonald's collegiate playing career on Barnes' Providence teams from 1990-92.
- McDonald's career on the bench includes 26 years of extensive coaching experience at the collegiate, professional and international level.
- Was the head coach at Western Kentucky from 2008-12; also was head coach of the G League's Austin Spurs from 2013-17.





Last name pronounced: ann-uh-SICK-ee

- Graduate transfer earned his degree in Finance and Business Economics from Sacred Heart in May of 2020.
- More than half of his rebounds this season (22 of 42) have come on the offensive glass.
- Was active on the defensive end against Georgia (2/10/21), recording a pair of steals in eight minutes of action.
- Scored a season-high nine points, pulled in five rebounds (four on the offensive glass) and nabbed a pair of steals in the victory over Saint Joseph's (12/21/20).
- Totaled six points, six boards and an assist in a season-high 17 minutes of action in UT's 79-38 thumping of Appalachian State (12/15/20).
- Pulled in four offensive rebounds, scored four points and tallied an assist and a block in 14 minutes of action in UT's season-opening victory over Colorado (12/8/20).
- Ranked sixth in Division I in total rebounds (11.6 rpg) and fourth in offensive rebounds (4.18 orgp) last season.
- His career-high for offensive rebounds is 10 (three times).
- His older sister, Nicky Anosike, was a two-time national champion with Pat Summitt's Lady Vols basketball program from 2004-08 and twice was named to the NCAA All-Final Four Team.

SEASON/CAREER BESTS

POINTS

Season 9 vs. Saint Joseph's (12/21/20)
Career 27 vs. St. Francis Brooklyn (2/2/19)

REBOUNDS

Season 6 vs. Appalachian St. (12/15/20)
Career 22 at LIU (2/15/20)

ASSISTS

Season 1 (6x), last at Florida (1/19/21)
Career 6 (2x), last vs. LIU (2/29/20)

BLOCKS

Season 1 vs. Colorado (12/8/20)
Career 2 (8x), last at Merrimack (2/21/20)

STEALS

Season 2 (2x), last vs. Georgia (2/10/21)
Career 3 (4x), last vs. St. Francis Brooklyn (2/27/20)

MINUTES

Season 17:19 vs. Appalachian St. (12/15/20)
Career 38:00 at Bryant (2/23/20)

FIELD GOALS MADE

Season 2 (4x), last vs. USC Upstate (12/23/20)
Career 12 vs. Pine Manor (12/1/19)

FIELD GOALS ATTEMPTED

Season 6 vs. Colorado (12/8/20)
Career 17 (2x), last at LIU (2/15/20)

3-PT. FIELD GOALS MADE

Season -
Career 4 (2x), last at Wagner (1/4/20)

3-PT. FIELD GOALS ATTEMPTED

Season -
Career 8 at Wagner (1/4/20)

FREE THROWS MADE

Season 5 vs. Saint Joseph's (12/21/20)
Career 12 vs. St. Francis Penn. (3/2/19)

FREE THROWS ATTEMPTED

Season 6 vs. Saint Joseph's (12/21/20)
Career 14 vs. St. Francis Penn. (3/2/19)

2020-21 GAME-BY-GAME STATS

OPPONENT	DATE	St	MIN	FG-FGA	PCT	3FG-FGA	PCT	FT-FTA	PCT	OFF DEF TOT	PF	A	T/O	BLK	STL	PTS
Colorado	12/8/20	-	14	1-6	.167	0-0	.000	2-4	.500	4 0 4	2	1	0	1	0	4
Cincinnati	12/12/20	-	12	0-4	.000	0-0	.000	2-2	1.000	3 0 3	3	0	0	0	0	2
Appalachian State	12/15/20	-	17	2-3	.667	0-0	.000	2-2	1.000	2 4 6	1	1	1	0	0	6
Tennessee Tech	12/18/20	-	14	2-3	.667	0-0	.000	0-0	.000	1 3 4	0	1	1	0	1	4
Saint Joseph's	12/21/20	-	14	2-3	.667	0-0	.000	5-6	.833	4 1 5	0	1	0	0	2	9
USC Upstate	12/23/20	-	13	2-3	.667	0-0	.000	1-2	.500	0 2 2	2	0	1	0	0	5
at Missouri	12/30/20	-	14	0-3	.000	0-0	.000	0-2	.000	1 2 3	4	0	0	0	0	0
Alabama	1/2/21	-	10	1-1	1.000	0-0	.000	0-0	.000	2 1 3	1	0	0	0	0	2
Arkansas	1/6/21	-	4	0-0	.000	0-0	.000	0-0	.000	0 0 0	1	1	0	0	0	0
at Texas A&M	1/9/21	-	6	0-0	.000	0-0	.000	0-0	.000	0 1 1	0	0	0	0	0	0
Vanderbilt	1/16/21	-	6	0-2	.000	0-0	.000	0-2	.000	1 0 1	0	0	0	0	1	0
at Florida	1/19/21	-	14	1-2	.500	0-0	.000	0-0	.000	3 1 4	1	1	1	0	1	2
Missouri	1/23/21	-	3	0-0	.000	0-0	.000	0-0	.000	0 1 1	1	0	0	0	0	0
Mississippi State	1/26/21	-	13	1-5	.200	0-0	.000	0-0	.000	0 3 3	2	0	0	0	0	2
Kansas	1/30/21								DNP							
at Ole Miss	2/2/21	-	2	0-0	.000	0-0	.000	0-0	.000	0 0 0	0	0	0	0	0	0
at Kentucky	2/6/21	-	13	1-1	1.000	0-0	.000	0-0	.000	0 0 0	1	0	1	0	0	2
Georgia	2/10/21	-	8	0-0	.000	0-0	.000	0-0	.000	0 0 0	0	0	0	0	2	0
at LSU	2/13/21	-	3	0-1	.000	0-0	.000	0-0	.000	1 0 1	0	0	0	0	0	0
South Carolina	2/17/21	-	2	0-0	.000	0-0	.000	0-0	.000	0 1 1	0	0	0	0	0	0
Kentucky	2/20/21								DNP							
at Vanderbilt	2/24/21								DNP							
at Auburn	2/27/21															
Florida	3/7/21															

PRODUCTION TRACKER

	Last Season	This Season	Career
Scored 10+ Points	30	-	59
Scored 20+ Points	8	-	12
Had 10+ Rebounds	21	-	31
Led the Vols in Rebounding	N/A	-	-
Had 4+ Offensive Rebounds	20	2	40
Had a Double-Double	18	-	25
Had Multiple Assists	15	-	25
Had Multiple Steals	7	2	14
Had Multiple Blocks	2	-	8
Had a Positive Assist/TO Ratio	12	2	25
Drew Multiple Charges	N/A	-	N/A



CAREER STATS

	GP-GS	Min	Avg	FG-A	Pct	3FG-A	Pct	FT-A	Pct	Off-Def-Rebs	Avg	PF-FO	Ast	TO	Blk	Stl	Pts	Avg
2017-18	29-0	403	13.9	41-108	.380	0-5	.000	41-58	.707	40-73-113	3.9	50-1	12	33	14	6	123	4.2
2018-19	32-32	928	29.0	156-301	.518	19-53	.358	126-166	.759	105-153-258	8.1	79-0	29	48	15	19	457	14.3
2019-20	33-33	1094	33.2	182-376	.484	20-80	.250	134-184	.728	138-245-383	11.6	71-1	57	69	9	32	518	15.7
2020-21	19-0	182	9.6	13-37	.351	0-0	.000	12-20	.600	22-20-42	2.2	19-0	6	5	1	8	38	2.0
TOTAL	113-65	2608	23.1	392-822	.477	39-138	.283	313-428	.731	305-491-796	7.0	219-2	104	155	39	65	1136	10.1

12 VICTOR BAILEY JR.

JR Guard | 6-4 | 179 | Political Science
Austin, Texas | University of Oregon



@VICTOR_BAILEY10

- Leads the Vols this season with eight games of 15 points or more (also leads team in total points and FG atts).
- Ranks second on the team in scoring (11.4 ppg); has been UT's top scorer eight times this season.
- Averaging a team-high 22.7 points over the last three games, with 16 made 3-pointers during that span.
- Has scored 31 percent of Tennessee's total points over the last three games (68 of 218 points).
- Totaled 21 points on 7-of-14 shooting and a 5-of-8 mark from 3-point range to lead UT past Vandy (2/24/21).
- Scored a career-high 29 points to lead the Vols past South Carolina (2/17/21), knocking down nine of his 16 attempts from the field with seven made 3-pointers (tying Tennessee's Barnes-era record).
- Scored 11 second-half points, dished out a career-high-tying four assists and pulled in a pair of rebounds to help lead the Vols past 15th-ranked Kansas (1/30/21); finished with a stellar plus/minus rating of +24 vs. the Jayhawks.
- Tallied 12 points and a season-high-tying three assists against Missouri at home (1/23/21).
- Sparked the Vols' second-half run with three huge 3-pointers in the home win over Vanderbilt (1/16/21).
- Scored 17 points on 5-of-9 shooting and recorded a block and a steal off the bench in the home victory over Arkansas (1/6/21).

SEASON/CAREER BESTS

POINTS

Season 29 vs. South Carolina (2/17/21)
Career Same

REBOUNDS

Season 7 vs. Alabama (1/2/21)
Career Same

ASSISTS

Season 4 (2x), last vs. South Carolina (2/17/21)
Career 4 (3x), last vs. South Carolina (2/17/21)

BLOCKS

Season 1 (4x), last vs. South Carolina (2/17/21)
Career 2 vs. Ball State (11/19/17)

STEALS

Season 3 vs. Colorado (12/8/20)
Career 3 (3x), last vs. Colorado (12/8/20)

MINUTES

Season 35:26 vs. Kentucky (2/20/21)
Career Same

FIELD GOALS MADE

Season 9 vs. South Carolina (2/17/21)
Career Same

FIELD GOALS ATTEMPTED

Season 16 vs. South Carolina (2/17/21)
Career 18 vs. UCLA (1/10/19)

3-PT. FIELD GOALS MADE

Season 7 vs. South Carolina (2/17/21)
Career 7 (2x), last vs. South Carolina (2/17/21)

3-PT. FIELD GOALS ATTEMPTED

Season 10 vs. South Carolina (2/17/21)
Career 10 (2x), last vs. South Carolina (2/17/21)

FREE THROWS MADE

Season 8 vs. Alabama (1/2/21)
Career Same

FREE THROWS ATTEMPTED

Season 9 vs. Alabama (1/2/21)
Career Same

2020-21 GAME-BY-GAME STATS

OPPONENT	DATE	St	MIN	FG-FGA	PCT	3FG-FGA	PCT	FT-FTA	PCT	OFF DEF TOT	PF	A	T/O	BLK	STL	PTS
Colorado	12/8/20	g	35	3-7	.429	2-6	.333	0-0	.000	0 3 3	2	2	0	0	3	8
Cincinnati	12/12/20	g	26	3-9	.333	1-4	.250	0-0	.000	0 1 1	0	0	1	0	0	7
Appalachian State	12/15/20	g	19	6-14	.429	1-5	.200	0-0	.000	2 1 3	1	0	0	0	1	13
Tennessee Tech	12/18/20	g	20	5-8	.625	2-2	1.000	3-3	1.000	0 2 2	1	2	0	0	0	15
Saint Joseph's	12/21/20	g	25	5-10	.500	2-7	.286	6-7	.857	0 0 0	0	3	0	0	1	18
USC Upstate	12/23/20	g	28	8-12	.667	2-4	.500	0-0	.000	1 2 3	2	1	0	1	2	18
at Missouri	12/30/20	g	22	4-6	.667	1-2	.500	0-0	.000	0 1 1	2	1	3	0	0	9
Alabama	1/2/21	g	34	4-14	.286	0-5	.000	8-9	.889	5 2 7	2	2	1	0	0	16
Arkansas	1/6/21	-	23	5-9	.556	2-3	.667	5-6	.833	0 1 1	3	0	0	1	1	17
at Texas A&M	1/9/21	-	18	1-5	.200	1-5	.200	0-0	.000	0 2 2	2	2	0	0	0	3
Vanderbilt	1/16/21	-	27	3-7	.429	3-6	.500	2-2	1.000	0 3 3	3	1	1	0	1	11
at Florida	1/19/21	-	23	1-2	.083	0-6	.000	2-6	.333	1 1 2	1	1	5	0	0	4
Missouri	1/23/21	-	32	4-7	.571	2-3	.667	2-2	1.000	0 1 1	2	3	2	0	2	12
Mississippi State	1/26/21	-	15	0-5	.000	0-3	.000	2-2	1.000	0 0 0	0	2	1	1	0	2
Kansas	1/30/21	-	24	2-4	.500	2-4	.500	5-5	1.000	0 2 2	2	4	3	0	1	11
at Ole Miss	2/2/21	-	23	1-4	.250	1-4	.250	0-0	.000	0 2 2	2	1	2	0	0	3
at Kentucky	2/6/21	-	24	4-8	.500	1-3	.333	0-0	.000	1 3 4	1	1	0	0	0	9
Georgia	2/10/21	-	22	2-10	.200	1-8	.125	2-2	1.000	0 1 1	1	1	1	0	0	7
at LSU	2/13/21	-	11	0-3	.000	0-1	.000	0-0	.000	0 1 1	2	1	1	0	0	0
South Carolina	2/17/21	g	32	9-16	.563	7-10	.700	4-6	.667	1 1 2	1	4	0	1	1	29
Kentucky	2/20/21	g	35	5-10	.500	4-8	.500	4-6	.667	0 3 3	1	2	2	0	1	18
at Vanderbilt	2/24/21	g	32	7-14	.500	5-8	.625	2-2	1.000	0 3 3	1	3	1	0	0	21
at Auburn	2/27/21															
Florida	3/7/21															

PRODUCTION TRACKER

	2018-19	This Season	Career
Scored 10+ Points	13	12	36
Scored 20+ Points	1	2	4
Led the Vols in Scoring	N/A	8	8
Had 5+ Assists	-	-	-
Led the Vols in Assists	N/A	3	3
Had Multiple Steals	4	3	12
Had 3+ Steals	2	1	4
Made Multiple 3-Pointers	12	11	32
Made 4+ 3-Pointers	3	3	7
Had a Positive Assist/TO Ratio	13	12	34



CAREER STATS

	GP-GS	Min	Avg	FG-A	Pct	3FG-A	Pct	FT-A	Pct	Off-Def-Rebs	Avg	PF-FO	Ast	TO	Blk	Stl	Pts	Avg
2017-18	36-0	597	16.6	81-194	.418	32-88	.364	47-54	.870	21-41-62	1.7	42-1	31	29	4	15	241	6.7
2018-19	37-8	708	19.1	92-223	.413	47-118	.398	41-45	.911	16-58-74	2.0	41-0	34	31	0	24	272	7.4
2019-20										REDSHIRTED								
2020-21	22-11	550	25.0	82-194	.423	40-107	.374	47-58	.810	11-36-47	2.1	32-0	37	24	4	14	251	11.4
TOTAL	95-19	1857	19.5	255-604	.422	119-313	.380	135-157	.860	48-135-183	1.9	115-1	102	84	8	53	764	8.0

10 JOHN FULKERSON

SR Forward | 6-9 | 215 | Agricultural Leadership, Education & Communication
Kingsport, Tennessee | The Christ School (N.C.)



JOHN_FULKERSON

- Completed his degree in Recreation & Sport Management in May and now wears the "SEC Graduate" patch.
- An All-SEC performer last season, he was named to this year's Lute Olson Award watch list.
- The *Knoxville News Sentinel's* 2020 Sportsperson of the Year, he has started all but one game this season.
- Ranks fourth on the team in scoring (9.6 ppg) and second in rebounding (5.7 rpg, 16th in SEC).
- Boasts a team-leading .517 field-goal percentage through 22 games (78-151).
- Tallied a season-high 19 points, six rebounds, three assists and two steals in the win over South Carolina (2/17/21).
- Recorded 11 points, six boards and three assists to help lead UT past No. 15 Kansas (1/30/21).
- Scored 15 points and pulled down a game-high eight rebounds in the Vols' win over Vanderbilt (1/16/21).
- Stuffed the stat sheet in UT's win over Arkansas (1/6/21), scoring 16 points, pulling in eight rebounds, tallying three steals and dishing out a team-high three assists.
- Recorded his fourth career double-double against Cincinnati (12/12/20), pouring in 15 points, and bringing down a career-high-tying 12 rebounds, with four coming on the offensive glass.
- This is his second year serving on the SEC Men's Basketball Leadership Council.

SEASON/CAREER BESTS

POINTS

Season 19 vs. South Carolina (2/17/21)
Career 27 at Kentucky (3/3/20)

REBOUNDS

Season 12 vs. Cincinnati (12/12/20)
Career 12 (2x), last vs. Cincinnati (12/12/20)

ASSISTS

Season 5 (2x), last at Florida (1/2/21)
Career 5 (3x), last at Florida (1/2/21)

BLOCKS

Season 3 (2x), last at Texas A&M (1/9/21)
Career 5 vs. Oregon (11/22/16)

STEALS

Season 3 vs. Appalachian St. (12/15/20)
Career 4 at Cincinnati (12/18/19)

MINUTES

Season 35:28 vs. Georgia (2/10/21)
Career 39 at Kentucky (3/3/20)

FIELD GOALS MADE

Season 7 vs. South Carolina (2/17/21)
Career 10 (2x), last at Kentucky (3/3/20)

FIELD GOALS ATTEMPTED

Season 12 vs. South Carolina (2/17/21)
Career 15 (2x), last at Kentucky (3/3/20)

3-PT. FIELD GOALS MADE

Season -
Career 1 vs. Florida (2/29/20)

3-PT. FIELD GOALS ATTEMPTED

Season 1 (2x), last vs. Mississippi St. (1/26/21)
Career 1 (4x), last vs. Mississippi St. (1/26/21)

FREE THROWS MADE

Season 7 vs. Cincinnati (12/12/20)
Career 10 vs Kentucky (2/8/20)

FREE THROWS ATTEMPTED

Season 8 (2x), last vs. Alabama (1/2/21)
Career 14 at South Carolina (2/15/20)

2020-21 GAME-BY-GAME STATS

OPPONENT	DATE	St	MIN	FG-FGA	PCT	3FG-FGA	PCT	FT-FTA	PCT	OFF DEF TOT	PF	A	T/O	BLK	STL	PTS
Colorado	12/8/20	f	23	4-10	.400	0-1	.000	3-4	.750	1 2 3	3	0	2	0	1	11
Cincinnati	12/12/20	f	34	4-11	.364	0-0	.000	7-8	.875	4 8 12	0	1	1	0	0	15
Appalachian State	12/15/20	f	25	6-9	.667	0-0	.000	0-0	.000	1 4 5	1	1	0	2	3	12
Tennessee Tech	12/18/20	f	21	6-10	.600	0-0	.000	1-1	1.000	2 4 6	1	2	0	1	0	13
Saint Joseph's	12/21/20	f	28	3-5	.600	0-0	.000	4-4	1.000	1 5 6	1	5	1	0	0	10
USC Upstate	12/23/20	f	28	2-4	.500	0-0	.000	6-6	1.000	4 2 6	1	2	2	0	2	10
at Missouri	12/30/20	f	29	4-9	.444	0-0	.000	3-4	.750	3 3 6	4	1	1	0	0	11
Alabama	1/2/21	f	26	2-5	.400	0-0	.000	3-8	.375	2 3 5	1	1	1	0	0	7
Arkansas	1/6/21	f	33	6-11	.545	0-0	.000	4-6	.667	0 8 8	0	3	0	3	0	16
at Texas A&M	1/9/21	f	30	4-7	.571	0-0	.000	3-4	.750	1 4 5	2	1	1	3	1	11
Vanderbilt	1/16/21	f	28	5-6	.833	0-0	.000	5-6	.833	1 7 8	1	1	0	0	0	15
at Florida	1/19/21	f	28	6-9	.667	0-0	.000	3-3	1.000	3 1 4	3	5	3	0	1	15
Missouri	1/23/21	f	26	3-7	.429	0-0	.000	1-1	1.000	2 4 6	3	0	5	0	0	7
Mississippi State	1/26/21	f	29	1-3	.333	0-1	.000	2-3	.667	2 2 4	2	2	1	1	0	4
Kansas	1/30/21	f	30	5-8	.625	0-0	.000	1-2	.500	1 5 6	1	3	1	0	0	11
at Ole Miss	2/2/21	f	29	3-5	.600	0-0	.000	2-2	1.000	0 4 4	3	1	3	1	1	8
at Kentucky	2/6/21	f	10	0-3	.000	0-0	.000	0-0	.000	0 3 3	4	1	0	0	0	0
Georgia	2/10/21	f	36	2-3	.667	0-0	.000	0-0	.000	3 5 8	2	4	2	1	0	4
at LSU	2/13/21	-	24	2-5	.400	0-0	.000	0-0	.000	3 2 5	2	1	1	0	1	4
South Carolina	2/17/21	f	30	7-12	.583	0-0	.000	5-7	.714	1 5 6	1	3	2	0	2	19
Kentucky	2/20/21	f	26	1-7	.143	0-0	.000	2-3	.667	1 6 7	2	0	0	0	0	4
at Vanderbilt	2/24/21	f	16	2-2	1.000	0-0	.000	0-1	.000	0 3 3	3	0	1	1	0	4
at Auburn	2/27/21															
Florida	3/7/21															

PRODUCTION TRACKER

	Last Season	This Season	Career
Scored 10+ Points	23	13	40
Led the Vols in Scoring	13	3	16
Had 5+ Rebounds	20	15	45
Had 10+ Rebounds	3	1	5
Led the Vols in Rebounds	12	8	23
Had a Double-Double	2	1	5
Had Multiple Assists	11	9	34
Had Multiple Steals	9	3	24
Had Multiple Blocks	4	3	16
Led the Vols in Blocks	6	4	22
Had a Positive Assist/TO Ratio	8	11	38



CAREER STATS

	GP-GS	Min	Avg	FG-A	Pct	3FG-A	Pct	FT-A	Pct	Off-Def-Rebs	Avg	PF-FO	Ast	TO	Blk	Stl	Pts	Avg
2016-17	10-6	160	16.0	17-30	.567	0-0	.000	13-20	.650	14-32-46	4.6	23-0	10	8	9	11	47	4.7
2017-18	30-1	279	9.3	18-42	.429	0-0	.000	16-22	.727	18-31-49	1.6	36-0	16	22	9	16	52	1.7
2018-19	36-0	434	12.1	42-72	.583	0-0	.000	29-45	.644	39-56-95	2.6	67-0	24	21	25	18	113	3.1
2019-20	31-31	936	30.2	156-255	.612	1-2	.500	113-151	.748	64-119-183	5.9	94-2	39	57	27	33	426	13.7
2020-21	22-21	589	26.8	78-151	.517	0-2	.000	55-73	.753	36-90-126	5.7	41-0	38	28	13	12	211	9.6
TOTAL	129-59	2398	18.6	311-550	.565	1-4	.250	226-311	.727	171-328-499	3.9	261-2	127	136	83	90	849	6.6

DAVONTE GAINES

SO Guard | 6-7 | 181 | Recreation and Sport Management
Buffalo, New York | Hargrave Military Academy (Va.)



VOLScholar



SEASON/CAREER BESTS

POINTS

Season 3 (2x), last vs. Vanderbilt (1/16/21)
Career 9 vs. UNC Asheville (11/5/19)

REBOUNDS

Season 5 at Florida (1/19/21)
Career 7 vs. Arkansas (2/11/20)

ASSISTS

Season 1 (2x), last vs. South Carolina (2/17/21)
Career 3 vs. Jacksonville State (12/21/19)

BLOCKS

Season 1 (2x), last vs. Missouri (1/23/21)
Career 1 (8x), last vs. Missouri (1/23/21)

STEALS

Season 2 (2x), last vs. South Carolina (2/17/21)
Career 3 (2x) vs. Arkansas (2/21/20)

MINUTES

Season 9:48 at Florida (1/19/21)
Career 25:58 vs. Wisconsin (12/28/19)

FIELD GOALS MADE

Season 1 (2x), last vs. Vanderbilt (1/16/21)
Career 4 vs. UNC Asheville (11/5/19)

FIELD GOALS ATTEMPTED

Season 2 vs. Tennessee Tech (12/18/20)
Career 8 vs. Wisconsin (12/28/19)

3-PT. FIELD GOALS MADE

Season -
Career 1 (3x), last vs. Jacksonville State (12/21/19)

3-PT. FIELD GOALS ATTEMPTED

Season 1 (2x), last vs. Missouri (1/23/21)
Career 3 vs. Jacksonville State (12/21/19)

FREE THROWS MADE

Season 3 at Florida (1/19/21)
Career 4 (5x), last vs. Arkansas (2/11/20)

FREE THROWS ATTEMPTED

Season 4 (3x), last vs. Missouri (1/23/21)
Career 6 vs. Florida A&M (12/4/19)

HOLLYWOOD_TICKETO

First name pronounced: duh-VAHN-tay

- Has seen limited action off the bench in 14 games this season, earning extended minutes in UT's games against Florida (1/19/21), Missouri (1/23/21) and South Carolina (2/17/21).
- Has just two turnovers during his 61 minutes played this year.
- Nabbed a pair of steals, dished out an assist and grabbed a rebound in 10 minutes of action in the home win over South Carolina (2/17/21).
- Played 10 minutes off the bench at Florida (1/19/21), recording three points, a team-high five boards and one steal.
- Tallied three points and an assist in two minutes of action against Vanderbilt (1/16/21).
- Scored three points in three minutes of action in UT's road victory over #12 Missouri (12/30/20).
- Saw his first action of the season during Tennessee's 79-38 rout of Appalachian State (12/15/20).
- As a true freshman last season, he developed a reputation for grit, hustle and defensive intensity.
- Was second on the team last year with 17 "floor burns" (diving efforts).
- His 23 total steals last season tied for third-most on the team.
- Shares a hometown with assistant coach Desmond Oliver.

2020-21 GAME-BY-GAME STATS

OPPONENT	DATE	St	MIN	FG-FGA	PCT	3FG-FGA	PCT	FT-FTA	PCT	OFF DEF TOT	PF	A	T/O	BLK	STL	PTS
Colorado	12/8/20															
Cincinnati	12/12/20															
Appalachian State	12/15/20	-	8	0-0	.000	0-0	.000	2-2	1.000	0 1 1	0	0	0	0	0	2
Tennessee Tech	12/18/20	-	7	0-2	.000	0-1	.000	0-0	.000	0 0 0	1	0	0	1	0	0
Saint Joseph's	12/21/20	-	3	0-0	.000	0-0	.000	0-0	.000	0 1 1	1	0	0	0	0	0
USC Upstate	12/23/20	-	1	0-0	.000	0-0	.000	0-0	.000	0 0 0	0	0	0	0	0	0
at Missouri	12/30/20	-	3	1-1	1.000	0-0	.000	1-4	.000	1 0 1	1	0	0	0	0	3
Alabama	1/2/21	-	1	0-1	.000	0-0	.000	0-0	.000	0 0 0	0	0	0	0	0	0
Arkansas	1/6/21															
at Texas A&M	1/9/21															
Vanderbilt	1/16/21	-	2	1-1	1.000	0-0	.000	1-2	.500	0 0 0	0	1	0	0	0	3
at Florida	1/19/21	-	10	0-0	.000	0-0	.000	3-4	.750	2 3 5	1	0	1	0	1	3
Missouri	1/23/21	-	8	0-1	.000	0-1	.000	2-4	.500	0 1 1	2	0	0	1	0	2
Mississippi State	1/26/21															
Kansas	1/30/21	-	1	0-0	.000	0-0	.000	0-0	.000	0 0 0	0	0	0	0	1	0
at Ole Miss	2/2/21															
at Kentucky	2/6/21															
Georgia	2/10/21	-	2	0-0	.000	0-0	.000	0-0	.000	0 0 0	0	0	0	0	2	0
at LSU	2/13/21	-	1	0-0	.000	0-0	.000	1-2	.500	0 1 1	0	0	0	0	0	1
South Carolina	2/17/21	-	10	0-1	.000	0-0	.000	0-0	.000	0 1 1	1	1	0	0	2	0
Kentucky	2/20/21	-	4	0-1	.000	0-0	.000	0-0	.000	0 0 0	1	0	1	0	0	0
at Vanderbilt	2/24/21															
at Auburn	2/27/21															
Florida	3/7/21															

PRODUCTION TRACKER

	Last Season	This Season	Career
Scored 5+ Points	5	-	5
Scored 10+ Points	-	-	-
Led the Vols in Scoring	-	-	-
Made Multiple 3-Pointers	-	-	-
Had 5+ Rebounds	4	1	5
Had 3+ Assists	1	-	1
Had Multiple Steals	5	2	7
Led the Vols in Steals	4	2	6
Had a Positive Assist/TO Ratio	5	3	8
Played 10+ Minutes	14	2	16
Had Multiple Dunks	-	-	-



CAREER STATS

	GP-GS	Min	Avg	FG-A	Pct	3FG-A	Pct	FT-A	Pct	Off-Def-Rebs	Avg	PF-FO	Ast	TO	Blk	Stl	Pts	Avg
2019-20	29-1	303	10.4	19-57	.333	3-19	.158	31-43	.721	15-41-56	1.9	34-0	14	12	6	23	72	2.5
2020-21	14-0	61	4.4	2-8	.250	0-2	.000	10-18	.556	3-8-11	0.8	8-0	2	2	2	6	14	1.0
TOTAL	43-1	364	8.5	21-65	.323	3-21	.143	41-61	.672	18-49-67	1.6	42-0	16	14	8	29	86	2.0

21 KENT GILBERT

FR Guard | 6-1 | 164 | Recreation and Sport Management
Greenville, North Carolina | D.H. Conley High School



VOLScholar



@KGILBERT799

- Saw the first playing time of his career in UT's 103-49 victory over Tennessee Tech (12/18/20), logging three minutes of action.
- True freshman walk-on is no stranger to the UT basketball program.
- His father, current East Carolina AD Jon Gilbert, was the executive senior associate AD and the men's basketball administrator at Tennessee when Rick Barnes was hired.
- Completed a fall semester practicum with local non-profit Emerald Youth Foundation.
- Graduated from D.H. Conley High School in Greenville, North Carolina.
- Attended Christian Academy of Knoxville (CAK) as a high school freshman before moving to Hattiesburg, Mississippi.

SEASON/CAREER BESTS

POINTS

Season -
Career -

REBOUNDS

Season -
Career -

ASSISTS

Season -
Career -

BLOCKS

Season -
Career -

STEALS

Season -
Career -

MINUTES

Season 3 vs. Tennessee Tech (12/18/20)
Career Same

FIELD GOALS MADE

Season -
Career -

FIELD GOALS ATTEMPTED

Season -
Career -

3-PT. FIELD GOALS MADE

Season -
Career -

3-PT. FIELD GOALS ATTEMPTED

Season -
Career -

FREE THROWS MADE

Season -
Career -

FREE THROWS ATTEMPTED

Season -
Career -

2020-21 GAME-BY-GAME STATS

OPPONENT	DATE	St	MIN	FG-FGA	PCT	3FG-FGA	PCT	FT-FTA	PCT	OFF	DEF	TOT	PF	A	T/O	BLK	STL	PTS	
Colorado	12/8/20																		
Cincinnati	12/12/20																		
Appalachian State	12/15/20																		
Tennessee Tech	12/18/20	-	3	0-0	.000	0-0	.000	0-0	.000	0	0	0	0	0	0	0	0	0	0
Saint Joseph's	12/21/20																		
USC Upstate	12/23/20																		
at Missouri	12/30/20																		
Alabama	1/2/21																		
Arkansas	1/6/21																		
at Texas A&M	1/9/21																		
Vanderbilt	1/16/21																		
at Florida	1/19/21																		
Missouri	1/23/21																		
Mississippi State	1/26/21																		
Kansas	1/30/21																		
at Ole Miss	2/2/21																		
at Kentucky	2/6/21																		
Georgia	2/10/21																		
at LSU	2/13/21																		
South Carolina	2/17/21																		
Kentucky	2/20/21																		
at Vanderbilt	2/24/21																		
at Auburn	2/27/21																		
Florida	3/7/21																		



CAREER STATS

	GP-GS	Min	Avg	FG-A	Pct	3FG-A	Pct	FT-A	Pct	Off-Def-Rebs	Avg	PF-FO	Ast	TO	Blk	Stl	Pts	Avg
2020-21	1-0	3	3.0	0-0	.000	0-0	.000	0-0	.000	0-0-0	0.0	0-0	0	0	0	0	0	0.0
TOTAL	1-0	3	3.0	0-0	.000	0-0	.000	0-0	.000	0-0-0	0.0	0-0	0	0	0	0	0	0.0

5 JOSIAH-JORDAN JAMES

SO Guard | 6-6 | 207 | Communication Studies
Charleston, South Carolina | Porter-Gaud School



VOLScholar



IG @JOSIAH.J.JAMES

- Leads the team in rebounding and ranks 14th in the SEC with 6.0 boards per game.
- In SEC play, he leads the Vols in offensive rebounding (1.5 orpg), steals (1.6 spg) and minutes (29.7 mpg).
- Returned from a two-game injury absence (left wrist) to log 28 minutes in the win at Vanderbilt (2/24/21).
- Averaging 2.3 steals in his last three appearances, recording multiple steals in all three games (seven total).
- Started at the four in place of an injured Yves Pons against Georgia (2/10/21) and recorded a career-high 18 points, six rebounds, three assists (with *no* turnovers), two blocks and two steals.
- Recorded his first career double-double in the win at Kentucky (2/6/21), tallying 10 points and 10 huge rebounds.
- Stuffed the stat sheet against No. 15 Kansas (1/30/21), scoring nine points, hauling in a season-high 11 rebounds, dishing out a team-high-tying four assists and blocking one shot.
- Scored a career-high 17 points on a career-high-tying six made field goals, hauled in a season-high nine rebounds and tallied a career-high-tying three steals in the home victory over Arkansas (1/6/21).
- Took up yoga during the pandemic shutdown in the spring, describing it as "life-changing."
- Lost many of his personal belongings when the upper level of his family's home in Charleston caught fire Jan. 1.

SEASON/CAREER BESTS

POINTS

Season 18 vs. Georgia (2/10/21)
Career Same

REBOUNDS

Season 11 vs. Kansas (1/30/21)
Career 13 vs. Alabama State (11/20/19)

ASSISTS

Season 5 (2x), last at Texas A&M (1/9/21)
Career 6 (3x), last vs. Florida (2/29/20)

BLOCKS

Season 2 (5x), last vs. Georgia (2/10/21)
Career 3 at Vanderbilt (1/18/20)

STEALS

Season 3 (6x), last at Vanderbilt (2/24/21)
Career 3 (7x), last at Vanderbilt (2/24/21)

MINUTES

Season 36:29 vs. Arkansas (1/2/21)
Career 39:53 vs. Florida (2/29/20)

FIELD GOALS MADE

Season 6 (2x), last vs. Arkansas (1/6/21)
Career Same

FIELD GOALS ATTEMPTED

Season 12 (2x), last vs. Missouri (1/23/21)
Career Same

3-PT. FIELD GOALS MADE

Season 3 (4x), last at Ole Miss (2/2/21)
Career 3 (7x), last at Ole Miss (2/2/21)

3-PT. FIELD GOALS ATTEMPTED

Season 7 at Ole Miss (2/2/21)
Career 7 at Ole Miss (2/2/21)

FREE THROWS MADE

Season 6 (2x), last vs. Georgia (2/10/21)
Career Same

FREE THROWS ATTEMPTED

Season 7 vs. Georgia (2/10/21)
Career Same

2020-21 GAME-BY-GAME STATS

OPPONENT	DATE	St	MIN	FG-FGA	PCT	3FG-FGA	PCT	FT-FTA	PCT	OFF DEF TOT	PF	A	T/O	BLK	STL	PTS
Colorado	12/8/20	g	30	2-6	.333	0-3	.000	4-4	1.000	2 4 6	0	3	1	0	3	8
Cincinnati	12/12/20	g	21	1-5	.200	0-0	.000	6-6	1.000	2 2 4	1	3	3	0	3	8
Appalachian State	12/15/20	g	22	4-9	.444	3-3	1.000	0-0	.000	5 3 8	2	2	1	1	0	11
Tennessee Tech	12/18/20	g	26	6-8	.750	3-5	.600	0-0	.000	3 3 6	0	3	0	2	0	15
Saint Joseph's	12/21/20	g	19	3-7	.429	1-3	.333	0-0	.000	3 4 7	4	1	1	1	0	7
USC Upstate	12/23/20	g	28	3-5	.600	0-2	.000	5-6	.833	2 6 8	0	5	1	1	3	11
at Missouri	12/30/20	g	23	1-3	.333	0-0	.000	0-0	.000	3 0 3	4	4	2	1	3	2
Alabama	1/2/21	g	32	1-6	.167	0-3	.000	0-0	.000	2 6 8	3	1	2	2	2	2
Arkansas	1/6/21	g	36	6-12	.500	2-6	.333	3-5	.600	1 8 9	3	1	0	1	3	17
at Texas A&M	1/9/21	g	25	1-4	.250	0-3	.000	0-0	.000	0 2 2	3	5	0	0	2	2
Vanderbilt	1/16/21	g	32	3-5	.600	1-3	.333	2-3	.667	0 1 1	2	0	0	1	0	9
at Florida	1/19/21	g	31	2-8	.250	1-3	.333	0-0	.000	3 2 5	3	0	2	2	0	5
Missouri	1/23/21	g	29	4-12	.333	2-5	.400	2-3	.667	2 3 5	4	1	1	1	1	12
Mississippi State	1/26/21	g	28	2-7	.286	1-6	.167	0-0	.000	1 2 3	2	1	0	0	1	5
Kansas	1/30/21	-	27	3-6	.500	3-5	.600	0-0	.000	2 9 11	1	4	2	1	0	9
at Ole Miss	2/2/21	-	24	3-9	.333	3-7	.429	1-2	.500	0 6 6	2	1	3	1	1	10
at Kentucky	2/6/21	-	29	4-10	.400	2-6	.333	0-0	.000	3 7 10	2	0	2	2	1	10
Georgia	2/10/21	f	36	5-8	.625	2-4	.500	6-7	.857	1 5 6	5	3	0	2	2	18
at LSU	2/13/21	f	32	3-9	.333	1-6	.167	2-2	1.000	2 4 6	2	1	0	1	2	9
South Carolina	2/17/21								INJ							
Kentucky	2/20/21								INJ							
at Vanderbilt	2/24/21	-	29	1-6	.167	0-1	.000	0-1	.000	2 3 5	2	1	2	0	3	2
at Auburn	2/27/21															
Florida	3/7/21															

PRODUCTION TRACKER

	Last Season	This Season	Career
Scored 10+ Points	10	8	18
Scored 15+ Points	2	3	5
Led the Vols in Scoring	1	1	2
Had 10+ Assists	-	-	-
Led the Vols in Assists	10	1	11
Had a Double-Double	-	1	1
Had 3+ Steals	1	6	7
Led the Vols in Steals	6	8	14
Made Multiple 3-Pointers	8	8	16
Had a Positive Assist/TO Ratio	13	11	24
Had Multiple Dunks	-	-	-



CAREER STATS

	GP-GS	Min	Avg	FG-A	Pct	3FG-A	Pct	FT-A	Pct	Off-Def-Rebs	Avg	PF-FO	Ast	TO	Blk	Stl	Pts	Avg
2019-20	27-26	806	29.9	68-184	.370	29-79	.367	35-45	.778	28-121-149	5.5	68-3	79	68	23	23	200	7.4
2020-21	20-16	559	28.0	58-145	.400	25-74	.338	31-39	.795	39-80-119	6.0	45-1	40	23	20	30	172	8.6
TOTAL	47-42	1365	29.0	126-329	.383	54-153	.353	66-84	.786	67-201-268	5.7	113-4	119	91	43	53	372	7.9

30 BROCK JANCEK

JR Forward | 6-8 | 222 | Civil Engineering
Knoxville, Tennessee | Knoxville Catholic High School



VOLScholar



BROCKJANCEK

- Walk-on forward has seen action in 12 games during his career, including one game this season.
- Saw his first action of 2020-21 in the Vols' home victory over Tennessee Tech (12/18/20).
- Earned the VOLScholar patch on his jersey after posting a GPA of 3.0 or higher for the Fall semester.
- Graduated from Knoxville Catholic High School, where he earned TSWA All-State honors as a senior after averaging 21.0 points and eight rebounds per game.
- His father, John Jancek, was the Tennessee football program's defensive coordinator from 2013-15 and held that same title at Colorado State in 2018 and 2019; he is now a football quality control analyst at Georgia.
- His *younger* brother, Jack, is a former high school quarterback who is now a freshman receiver on the Volunteers football team.
- His older brother, Zac, was a quarterback on the Tennessee football team and completed his eligibility in 2018.

SEASON/CAREER BESTS

POINTS

Season -
Career -

REBOUNDS

Season -
Career 1 (3x), last vs. Arkansas (2/11/20)

ASSISTS

Season -
Career -

BLOCKS

Season -
Career 1 vs. Georgia (1/5/19)

STEALS

Season -
Career -

MINUTES

Season 2:32 vs. Tennessee Tech (12/18/20)
Career Same

FIELD GOALS MADE

Season -
Career -

FIELD GOALS ATTEMPTED

Season -
Career 1 (4x), last vs. Ole Miss (1/21/20)

3-PT. FIELD GOALS MADE

Season -
Career -

3-PT. FIELD GOALS ATTEMPTED

Season -
Career -

FREE THROWS MADE

Season -
Career -

FREE THROWS ATTEMPTED

Season -
Career -

2020-21 GAME-BY-GAME STATS

OPPONENT	DATE	St	MIN	FG-FGA	PCT	3FG-FGA	PCT	FT-FTA	PCT	OFF DEF TOT	PF	A	T/O	BLK	STL	PTS
Colorado	12/8/20															
Cincinnati	12/12/20															
Appalachian State	12/15/20															
Tennessee Tech	12/18/20	-	3	0-0	.000	0-0	.000	0-0	.000	0 0 0	0	0	0	0	0	0
Saint Joseph's	12/21/20															
USC Upstate	12/23/20															
at Missouri	12/30/20															
Alabama	1/2/21															
Arkansas	1/6/21															
at Texas A&M	1/9/21															
Vanderbilt	1/16/21															
at Florida	1/19/21															
Missouri	1/23/21															
Mississippi State	1/26/21															
Kansas	1/30/21															
at Ole Miss	2/2/21															
at Kentucky	2/6/21															
Georgia	2/10/21															
at LSU	2/13/21															
South Carolina	2/17/21															
Kentucky	2/20/21															
at Vanderbilt	2/24/21															
at Auburn	2/27/21															
Florida	3/7/21															



CAREER STATS

	GP-GS	Min	Avg	FG-A	Pct	3FG-A	Pct	FT-A	Pct	Off-Def-Rebs	Avg	PF-FO	Ast	TO	Blk	Stl	Pts	Avg
2018-19	6-0	9	1.5	0-3	.000	0-0	.000	0-0	.000	0-2-2	0.3	0-0	0	0	1	0	0	0.0
2019-20	5-0	7	1.4	0-2	.000	0-0	.000	0-0	.000	1-0-1	0.2	0-0	0	0	0	0	0	0.0
2020-21	1-0	3	3.0	0-0	.000	0-0	.000	0-0	.000	0-0-0	0.0	0-0	0	0	0	0	0	0.0
TOTAL	12-0	19	1.6	0-5	.000	0-0	.000	0-0	.000	1-2-3	0.3	0-0	0	0	1	0	0	0.0

45 KEON JOHNSON

FR Guard | 6-5 | 186 | Forestry Wildlife/Fisheries
Shelbyville, Tennessee | The Webb School



VOLScholar



IG @IAMKEONJOHNSON

- Leads the team in charges drawn (11) and floor burns/diving efforts (12).
- In SEC play, he leads the team in FT attempts (66) and ranks second in scoring (11.2 ppg) and assists (2.8 apg).
- Named SEC Freshman of the Week (2/8/21) following stellar performances at Ole Miss and Kentucky, as he averaged 19.0 points, 4.0 rebounds and 3.5 assists per game with just one turnover (7.0 assist/turnover ratio).
- Dropped in 15 points, dished out five assists, grabbed three rebounds and converted on all six of his attempts from the foul line against Kentucky (2/20/21).
- Scored 11 points in the home win against Georgia (2/10/21), highlighted by a Sportscenter-worthy poster dunk to help spark the Vols in the second half.
- Erupted for a season-high 27 points—17 in the second half—to help lead UT to victory over Kentucky at Rupp Arena (2/6/21); it was the most points scored by a Vol all season.
- Was extremely active on the defensive end against Mississippi State (1/26/21), blocking two shots and recording three steals; he added eight points, knocking down multiple late baskets and a momentum-shifting and-1.
- Projected as a Lottery Pick in the 2021 NBA Draft according to ESPN, CBS Sports, 247sports and The Athletic.

SEASON/CAREER BESTS

POINTS

Season 27 at Kentucky (2/6/21)
Career Same

REBOUNDS

Season 8 vs. Alabama (1/2/21)
Career Same

ASSISTS

Season 5 (3x), last vs. Kentucky (2/20/21)
Career Same

BLOCKS

Season 2 (3x), last at Vanderbilt (2/24/21)
Career Same

STEALS

Season 4 vs. Appalachian St. (12/15/20)
Career Same

MINUTES

Season 32:38 vs. Kentucky (2/20/21)
Career Same

FIELD GOALS MADE

Season 9 at Kentucky (2/6/21)
Career Same

FIELD GOALS ATTEMPTED

Season 16 at Kentucky (2/6/21)
Career Same

3-PT. FIELD GOALS MADE

Season 2 (2x), last at LSU (2/13/21)
Career Same

3-PT. FIELD GOALS ATTEMPTED

Season 6 at LSU (2/13/21)
Career Same

FREE THROWS MADE

Season 9 at Kentucky (2/6/21)
Career Same

FREE THROWS ATTEMPTED

Season 11 at Kentucky (2/6/20)
Career Same

2020-21 GAME-BY-GAME STATS

OPPONENT	DATE	St	MIN	FG-FGA	PCT	3FG-FGA	PCT	FT-FTA	PCT	OFF DEF TOT	PF	A	T/O	BLK	STL	PTS
Colorado	12/8/20	-	13	2-3	.667	0-1	.000	0-0	.000	0 0 0	2	1	5	0	1	4
Cincinnati	12/12/20	-	20	2-6	.333	0-3	.000	3-6	.500	1 5 6	1	1	2	1	0	7
Appalachian State	12/15/20	-	23	2-7	.286	0-2	.000	2-2	1.000	2 2 4	1	3	0	0	4	6
Tennessee Tech	12/18/20	-	17	5-8	.625	2-3	.667	1-2	.500	0 4 4	2	3	1	1	1	13
Saint Joseph's	12/21/20	-	21	4-10	.400	0-1	.000	4-8	.500	0 1 1	2	5	1	2	3	12
USC Upstate	12/23/20	-	16	1-3	.333	0-1	.000	2-2	1.000	1 2 3	3	0	4	0	0	4
at Missouri	12/30/20	-	18	3-6	.500	0-0	.000	0-1	.000	0 3 3	2	1	3	0	0	6
Alabama	1/2/21	-	30	5-12	.417	0-3	.000	2-3	.667	3 5 8	0	2	2	0	1	12
Arkansas	1/6/21	g	24	4-8	.500	0-1	.000	6-6	1.000	0 2 2	0	1	1	0	1	14
at Texas A&M	1/9/21	-	19	2-3	.667	1-1	1.000	2-2	1.000	0 3 3	4	3	1	0	1	7
Vanderbilt	1/16/21	-	21	4-8	.500	1-1	1.000	7-8	.875	0 3 3	3	3	2	0	1	16
at Florida	1/19/21	g	31	3-10	.300	0-1	.000	2-7	.286	0 2 2	1	3	3	0	0	8
Missouri	1/23/21	g	25	3-5	.600	1-3	.333	1-2	.500	2 0 2	3	3	3	0	0	8
Mississippi State	1/26/21	g	24	3-6	.500	0-0	.000	2-4	.500	0 1 1	0	2	2	2	3	8
Kansas	1/30/21	g	21	3-8	.375	0-1	.000	2-2	1.000	0 1 1	1	0	3	0	0	8
at Ole Miss	2/2/21	g	27	2-6	.333	1-1	1.000	6-8	.750	1 3 4	1	4	1	0	0	11
at Kentucky	2/6/21	g	28	9-16	.563	0-1	.000	9-11	.818	0 4 4	3	3	0	1	1	27
Georgia	2/10/21	g	26	5-11	.455	1-1	1.000	0-0	.000	0 2 2	3	3	4	1	0	11
at LSU	2/13/21	g	31	5-15	.333	2-6	.333	0-0	.000	1 3 4	4	1	5	0	2	12
South Carolina	2/17/21	g	20	3-5	.600	0-1	.000	1-2	.500	1 1 2	4	5	5	0	0	7
Kentucky	2/20/21	g	32	4-14	.286	1-5	.200	6-6	1.000	2 1 3	3	5	3	1	1	15
at Vanderbilt	2/24/21	g	28	1-6	.167	0-1	.000	4-6	.667	1 2 3	4	3	6	2	1	6
at Auburn	2/27/21															
Florida	3/7/21															

PRODUCTION TRACKER

	This Season
Scored 10+ Points	9
Scored 20+ Points	1
Led the Vols in Scoring	1
Made Multiple 3-Pointers	2
Had 5+ Rebounds	2
Had 10+ Rebounds	-
Had a Double-Double	-
Had Multiple Steals	4
Had Multiple Blocks	3
Had Multiple Dunks	1
Had a Positive A/T Ratio	7



CAREER STATS

	GP-GS	Min	Avg	FG-A	Pct	3FG-A	Pct	FT-A	Pct	Off-Def-Rebs	Avg	PF-FO	Ast	TO	Blk	Stl	Pts	Avg
2020-21	22-12	515	23.4	75-176	.426	10-38	.263	62-88	.705	15-50-65	3.0	47-0	55	57	11	21	222	10.1
TOTAL	22-12	515	23.4	75-176	.426	10-38	.263	62-88	.705	15-50-65	3.0	47-0	55	57	11	21	222	10.1

32 COLE MORRIS

FR Forward | 6-9 | 192 | Aerospace Engineering
Marietta, Georgia | George Walton Comprehensive High School



@COLEMORRIS25

- True freshman walk-on has a family connection to the Tennessee program.
- His grandfather, Marty Morris, was an assistant coach for the Vols under head coach Ray Mears from 1971-74.
- Morris enjoyed a successful head coaching career at Ferrum Junior College in Virginia, before he was hired on Mears' staff; one of Morris's top players at Ferrum, Larry Robinson, accompanied his coach to Tennessee and became the first Black player ever to suit up for the Vols.
- Grew up ambidextrous, with no preference toward a dominant hand (writing, eating, sports, etc).
- Aims to pursue a degree in Aerospace Engineering.

SEASON/CAREER BESTS

POINTS

Season -
Career -

REBOUNDS

Season -
Career -

ASSISTS

Season -
Career -

BLOCKS

Season -
Career -

STEALS

Season -
Career -

MINUTES

Season -
Career -

FIELD GOALS MADE

Season -
Career -

FIELD GOALS ATTEMPTED

Season -
Career -

3-PT. FIELD GOALS MADE

Season -
Career -

3-PT. FIELD GOALS ATTEMPTED

Season -
Career -

FREE THROWS MADE

Season -
Career -

FREE THROWS ATTEMPTED

Season -
Career -

2020-21 GAME-BY-GAME STATS

OPPONENT	DATE	St	MIN	FG-FGA	PCT	3FG-FGA	PCT	FT-FTA	PCT	OFF	DEF	TOT	PF	A	T/O	BLK	STL	PTS	
Colorado	12/8/20																		DNP
Cincinnati	12/12/20																		DNP
Appalachian State	12/15/20																		DNP
Tennessee Tech	12/18/20																		DNP
Saint Joseph's	12/21/20																		DNP
USC Upstate	12/23/20																		DNP
at Missouri	12/30/20																		DNP
Alabama	1/2/21																		DNP
Arkansas	1/6/21																		DNP
at Texas A&M	1/9/21																		DNP
Vanderbilt	1/16/21																		DNP
at Florida	1/19/21																		DNP
Missouri	1/23/21																		DNP
Mississippi State	1/26/21																		DNP
Kansas	1/30/21																		DNP
at Ole Miss	2/2/21																		DNP
at Kentucky	2/6/21																		DNP
Georgia	2/10/21																		DNP
at LSU	2/13/21																		DNP
South Carolina	2/17/21																		DNP
Kentucky	2/20/21																		DNP
at Vanderbilt	2/24/21																		DNP
at Auburn	2/27/21																		DNP
Florida	3/7/21																		DNP



CAREER STATS

	GP-GS	Min	Avg	FG-A	Pct	3FG-A	Pct	FT-A	Pct	Off-Def-Rebs	Avg	PF-FO	Ast	TO	Blk	Stl	Pts	Avg	
2020-21	-	-	-	-	-	-	-	-	-	-	-	-	-	-	-	-	-	-	-
TOTAL	-	-	-	-	-	-	-	-	-	-	-	-	-	-	-	-	-	-	-

13 OLIVIER NKAMHOUA

SO Forward | 6-8 | 223 | Business Management
Helsinki, Finland | Bishop Walsh School



@OLIVIER.R.N

Name pronounced: OH-liv-ee-AY KAHM-wuh

- Has appeared in all but two games for the Vols, scoring 56 points.
- Grabbed a season-high-tying four rebounds and was extremely active on the defensive end in 18 quality minutes off the bench in UT's home victory over South Carolina (2/17/21).
- Scored two points and pulled in a pair of rebounds against LSU (2/13/21), while boasting a team-best plus/minus rating of +13 in seven minutes off the bench.
- Played a season-high 15 minutes against No. 15 Kansas (1/30/21), tallying four points and three rebounds.
- Recorded five points, four rebounds and an assist in 13 very effective minutes off the bench in UT's home triumph over Mississippi State (1/26/21).
- Was a perfect 4-of-4 from the field, scoring nine points in 13 productive minutes off the bench in UT's dominant 80-60 victory over USC Upstate (12/23/20).
- Scored eight points and nabbed a career-high three steals in 10 minutes off the bench in the Vols' 103-49 victory over Tennessee Tech (12/18/20).
- His mother is Scottish/Finnish, and his father hails from Cameroon.

SEASON/CAREER BESTS

POINTS

Season 9 vs. USC Upstate (12/23/20)
Career 11 vs. Florida A&M (12/4/19)

REBOUNDS

Season 4 (2x), last vs. South Carolina (2/17/21)
Career 13 vs. Florida A&M (12/4/19)

ASSISTS

Season 1 (4x), last vs. South Carolina (2/17/21)
Career 2 vs. Arkansas (2/11/20)

BLOCKS

Season 1 (3x), last vs. Kentucky (2/20/21)
Career 3 vs. Texas A&M (1/28/20)

STEALS

Season 3 vs. Tennessee Tech (12/18/20)
Career Same

MINUTES

Season 17:49 vs. South Carolina (2/17/21)
Career 23:12 vs. Florida A&M (12/4/19)

FIELD GOALS MADE

Season 4 vs. USC Upstate (12/23/20)
Career 5 vs. Florida A&M (12/4/19)

FIELD GOALS ATTEMPTED

Season 7 vs. Kansas (1/30/21)
Career 9 vs. Florida A&M (12/4/19)

3-PT. FIELD GOALS MADE

Season -
Career 1 vs. Chattanooga (11/25/19)

3-PT. FIELD GOALS ATTEMPTED

Season -
Career 2 vs. Chattanooga (11/25/19)

FREE THROWS MADE

Season 2 vs. Tennessee Tech (12/18/20)
Career 6 vs. Arkansas (2/11/20)

FREE THROWS ATTEMPTED

Season 4 vs. Tennessee Tech (12/18/20)
Career 8 vs. Arkansas (2/11/20)

2020-21 GAME-BY-GAME STATS

OPPONENT	DATE	St	MIN	FG-FGA	PCT	3FG-FGA	PCT	FT-FTA	PCT	OFF DEF TOT	PF	A	T/O	BLK	STL	PTS
Colorado	12/8/20	-	9	1-3	.333	0-0	.000	0-0	.000	0 0 0	1	0	1	0	0	2
Cincinnati	12/12/20	-	5	0-1	.000	0-0	.000	0-0	.000	0 0 0	1	0	1	0	0	0
Appalachian State	12/15/20	-	8	2-2	1.000	0-0	.000	0-0	.000	0 0 0	0	0	1	0	0	4
Tennessee Tech	12/18/20	-	10	3-5	.600	0-0	.000	2-4	.500	0 2 2	0	1	1	0	3	8
Saint Joseph's	12/21/20	-	9	3-4	.750	0-0	.000	0-0	.000	1 1 2	4	0	0	0	0	6
USC Upstate	12/23/20	-	13	4-4	1.000	0-0	.000	1-1	1.000	0 1 1	3	1	0	1	1	9
at Missouri	12/30/20	-	4	0-1	.000	0-0	.000	0-0	.000	0 1 1	2	0	0	0	0	0
Alabama	1/2/21	-	4	1-1	1.000	0-0	.000	0-0	.000	1 1 2	0	0	0	0	0	2
Arkansas	1/6/21	-	-	-	-	-	-	-	-	-	-	-	-	-	-	DNP
at Texas A&M	1/9/21	-	3	2-2	1.000	0-0	.000	0-0	.000	0 0 0	0	0	0	0	0	4
Vanderbilt	1/16/21	-	4	1-1	1.000	0-0	.000	0-0	.000	0 0 0	2	0	0	0	0	2
at Florida	1/19/21	-	7	0-2	.000	0-0	.000	0-2	.000	2 1 3	0	0	0	0	0	0
Missouri	1/23/21	-	2	0-1	.000	0-0	.000	0-0	.000	0 1 1	0	0	0	0	0	0
Mississippi State	1/26/21	-	13	2-4	.500	0-0	.000	1-2	.500	3 1 4	2	1	0	0	0	5
Kansas	1/30/21	-	15	2-7	.286	0-0	.000	0-0	.000	0 3 3	4	0	0	0	0	4
at Ole Miss	2/2/21	-	8	0-1	.000	0-0	.000	0-0	.000	0 1 1	0	0	0	1	0	0
at Kentucky	2/6/21	-	3	1-2	.500	0-0	.000	0-0	.000	0 0 0	2	0	0	0	0	2
Georgia	2/10/21	-	-	-	-	-	-	-	-	-	-	-	-	-	-	DNP
at LSU	2/13/21	-	7	1-1	1.000	0-0	.000	0-0	.000	1 1 2	0	0	0	0	0	2
South Carolina	2/17/21	-	18	0-0	.000	0-0	.000	0-0	.000	1 3 4	0	1	0	0	0	0
Kentucky	2/20/21	-	11	1-1	1.000	0-0	.000	0-0	.000	0 2 2	2	0	0	1	0	2
at Vanderbilt	2/24/21	-	4	2-2	1.000	0-0	.000	0-0	.000	1 1 2	0	0	0	0	1	4
at Auburn	2/27/21	-	-	-	-	-	-	-	-	-	-	-	-	-	-	-
Florida	3/7/21	-	-	-	-	-	-	-	-	-	-	-	-	-	-	-

PRODUCTION TRACKER

	Last Season	This Season	Career
Scored 5+ Points	8	4	12
Scored 10+ Points	3	-	3
Led the Vols in Scoring	-	-	-
Had 5+ Rebounds	7	-	7
Had 10+ Rebounds	2	-	2
Led the Vols in Rebounding	2	-	2
Had a Double-Double	1	-	1
Had Multiple Steals	-	1	1
Had Multiple Blocks	4	-	4
Had Multiple Dunks	1	1	2



CAREER STATS

	GP-GS	Min	Avg	FG-A	Pct	3FG-A	Pct	FT-A	Pct	Off-Def-Rebs	Avg	PF-FO	Ast	TO	Blk	Stl	Pts	Avg
2019-20	30-0	343	11.4	39-70	.557	1-5	.200	19-31	.613	33-58-91	3.0	47-0	10	31	15	4	98	3.3
2020-21	20-0	157	7.9	26-45	.578	0-0	.000	4-9	.444	10-20-30	1.5	23-0	4	4	3	5	56	2.8
TOTAL	50-0	500	10.0	65-115	.565	1-5	.200	23-40	.575	43-78-121	2.4	70-0	14	35	18	9	154	3.1

3 DREW PEMBER

SO Forward | 6-10 | 190 | Business Management
Knoxville, Tennessee | Bearden High School



@DREWPEMBER

- Has appeared in nine games off the bench for the Vols this season, including seven SEC games.
- Tallied his first two points of the season with a dunk in the home win over South Carolina (2/17/21).
- Dished off a career-high three assists and tallied a steal and a block in UT's win over Tennessee Tech (12/18/20).
- Saw his first action of the season in the Vols' victory over Appalachian State (12/15/20).
- Possesses a great feel for the game and has post size with guard skills.
- Working hard to improve as a defender and play with more physicality.
- Had a tough luck offseason from a development standpoint, as he spent 52 days in quarantine due to multiple contact-tracing hits.
- Earned the VOLScholar patch on his jersey after posting a GPA of 3.0 or higher during the Fall semester.
- Local product from Knoxville's Bearden High School made 22 appearances as a true freshman last season.
- As a high school senior in 2018-19, he helped lead Bearden to the Tennessee Class AAA Championship, defeating Memphis East in the final.

SEASON/CAREER BESTS

POINTS

Season 2 vs. South Carolina (2/17/21)
Career 8 vs. Alabama State (11/20/19)

REBOUNDS

Season 2 vs. Tennessee Tech (12/18/20)
Career 5 vs. Alabama State (11/20/19)

ASSISTS

Season 3 vs. Tennessee Tech (12/18/20)
Career Same

BLOCKS

Season 1 vs. Tennessee Tech (12/18/20)
Career 2 vs. Alabama State (11/20/19)

STEALS

Season 1 (2x), last vs. Vanderbilt (1/16/21)
Career 1 (3x), last vs. Vanderbilt (1/16/21)

MINUTES

Season 6:01 vs. Tennessee Tech (12/18/20)
Career 15:13 vs. Florida A&M (12/4/19)

FIELD GOALS MADE

Season 1 vs. South Carolina (2/17/21)
Career 1 (8x), last at Alabama (2/4/20)

FIELD GOALS ATTEMPTED

Season 2 (2x), last vs. South Carolina (2/17/21)
Career 4 (2x) at Alabama (2/4/20)

3-PT. FIELD GOALS MADE

Season -
Career 1 (3x), last at Georgia (1/15/20)

3-PT. FIELD GOALS ATTEMPTED

Season 1 (4x), last vs. South Carolina (2/17/21)
Career 3 at Alabama (2/4/20)

FREE THROWS MADE

Season -
Career 6 vs. Alabama State (11/20/19)

FREE THROWS ATTEMPTED

Season -
Career 10 vs. Alabama State (11/20/19)

2019-20 GAME-BY-GAME STATS

OPPONENT	DATE	St	MIN	FG-FGA	PCT	3FG-FGA	PCT	FT-FTA	PCT	OFF DEF TOT	PF	A	T/O	BLK	STL	PTS
Colorado	12/8/20															DNP
Cincinnati	12/12/20															DNP
Appalachian State	12/15/20	-	4	0-1	.000	0-1	.000	0-0	.000	0 0 0	1	0	0	0	0	0
Tennessee Tech	12/18/20	-	6	0-1	.000	0-1	.000	0-0	.000	0 2 2	1	3	1	1	1	0
Saint Joseph's	12/21/20															DNP
USC Upstate	12/23/20															DNP
at Missouri	12/30/20	-	3	0-1	.000	0-0	.000	0-0	.000	0 0 0	0	0	0	0	0	0
Alabama	1/2/21	-	3	0-2	.000	0-0	.000	0-0	.000	1 0 1	0	0	1	0	0	0
Arkansas	1/6/21															DNP
at Texas A&M	1/9/21															DNP
Vanderbilt	1/16/21	-	2	0-0	.000	0-0	.000	0-0	.000	0 0 0	0	0	0	0	1	0
at Florida	1/19/21	-	2	0-0	.000	0-0	.000	0-0	.000	0 0 0	0	0	0	0	0	0
Missouri	1/23/21	-	2	0-1	.000	0-1	.000	0-0	.000	0 0 0	0	1	0	0	0	0
Mississippi State	1/26/21															DNP
Kansas	1/30/21															DNP
at Ole Miss	2/2/21															DNP
at Kentucky	2/6/21															DNP
Georgia	2/10/21															DNP
at LSU	2/13/21															DNP
South Carolina	2/17/21	-	2	1-2	.500	0-1	.000	0-0	.000	0 0 0	1	0	0	0	0	2
Kentucky	2/20/21															DNP
at Vanderbilt	2/24/21	-	3	0-1	.000	0-0	.000	0-0	.000	0 0 0	0	0	0	0	0	0
at Auburn	2/27/21															
Florida	3/7/21															

PRODUCTION TRACKER

	Last Season	This Season	Career
Scored 5+ Points	2	-	2
Scored 10+ Points	-	-	-
Had 3+ Assists	-	1	1
Had 5+ Rebounds	1	-	1
Had Multiple Steals	-	-	-
Had 3+ Steals	-	-	-
Led the Vols in Steals	-	-	-
Made Multiple 3-Pointers	-	-	-
Had a Positive Assist/TO Ratio	5	2	7



CAREER STATS

	GP-GS	Min	Avg	FG-A	Pct	3FG-A	Pct	FT-A	Pct	Off-Def-Rebs	Avg	PF-FO	Ast	TO	Blk	Stl	Pts	Avg
2019-20	22-0	121	5.5	8-24	.333	3-15	.200	10-14	.714	10-12-22	1.0	14-0	5	5	2	1	29	1.3
2020-21	9-0	27	3.0	1-9	.111	0-4	.000	0-0	.000	1-2-3	0.3	3-0	4	2	1	2	2	0.2
TOTAL	31-0	148	4.8	9-33	.273	3-19	.158	10-14	.714	11-14-25	0.8	17-0	9	7	3	3	31	1.0

33 UROŠ PLAVŠIĆ

SO Forward | 7-0 | 262 | Recreation and Sport Management
Ivanjica, Serbia | Arizona State University



VOLScholar



SEASON/CAREER BESTS

POINTS

Season 4 vs. Tennessee Tech (12/18/20)
Career 16 at Mississippi State (2/1/20)

REBOUNDS

Season 2 (2x), last vs. South Carolina (2/17/21)
Career 3 (3x), last at Alabama (2/4/20)

ASSISTS

Season 2 vs. Saint Joseph's (12/21/20)
Career 2 (2x), last vs. Saint Joseph's (12/21/20)

BLOCKS

Season 1 (3x), last vs. Vanderbilt (1/16/20)
Career Same

STEALS

Season -
Career 1 (3x), last at Arkansas (2/26/20)

MINUTES

Season 6:01 vs. Tennessee Tech (12/18/20)
Career 26:37 at Mississippi State (2/1/20)

FIELD GOALS MADE

Season 2 vs. Tennessee Tech (12/18/20)
Career 6 at Mississippi State (2/1/20)

FIELD GOALS ATTEMPTED

Season 4 vs. Tennessee Tech (12/18/20)
Career 12 at Mississippi State (2/1/20)

3-PT. FIELD GOALS MADE

Season -
Career -

3-PT. FIELD GOALS ATTEMPTED

Season -
Career -

FREE THROWS MADE

Season 1 (3x), last at Missouri (12/30/20)
Career 4 (2x), last at Arkansas (2/26/20)

FREE THROWS ATTEMPTED

Season 2 (3x), last at Missouri (12/30/20)
Career 6 at Mississippi State (2/1/20)



Name pronounced: Ü-rōsh PLÄV-shich


- Finished with two points, a pair of offensive rebounds and an assist against South Carolina (2/17/21).
- Tallied two points, a block and a rebound in the Vols' home victory over Vanderbilt (1/16/21).
- Scored four points in six minutes off the bench in the win over Tennessee Tech (12/18/20).
- Recorded his first career block and brought down a pair of offensive boards against App State (12/15/20).
- Returned home to Serbia immediately after last season was halted and returned to Tennessee in mid-July.
- Spent part of the summer quarantine helping with his family's raspberry growing/selling business.
- Arizona State transfer was inactive for UT's first 15 games last season before he was finally ruled eligible by the NCAA's Committee for Legislative Relief on Jan. 14, 2020, and went on to appear in 16 games.
- In his first career start, he scored a career-high 16 points last season at Mississippi State (2/1/20).
- Graduated from Hamilton Heights Christian Academy in Chattanooga in 2018.
- Just the sixth 7-footer in program history and the first since Steve Hamer (1992-96).
- Earned the VOLScholar patch on his jersey after posting a GPA of 3.0 or higher during the Fall semester.
- Has competed against fellow Serbian and NBA All-Star Nikola Jokic, as well as Croatian NBA center Ivica Zubac.

2020-21 GAME-BY-GAME STATS

OPPONENT	DATE	St	MIN	FG-FGA	PCT	3FG-FGA	PCT	FT-FTA	PCT	OFF DEF TOT	PF	A	T/O	BLK	STL	PTS
Colorado	12/8/20	-	1	0-1	.000	0-0	.000	0-0	.000	0 0 0	0	0	0	0	0	0
Cincinnati	12/12/20								DNP							
Appalachian State	12/15/20	-	5	0-1	.000	0-0	.000	1-2	.500	2 0 2	0	0	0	1	0	1
Tennessee Tech	12/18/20	-	6	2-4	.500	0-0	.000	0-0	.000	0 1 1	0	0	1	0	0	4
Saint Joseph's	12/21/20	-	4	0-0	.000	0-0	.000	1-2	.500	0 1 1	0	2	0	1	0	1
USC Upstate	12/23/20	-	4	0-0	.000	0-0	.000	0-0	.000	0 1 1	0	0	0	0	0	0
at Missouri	12/30/20	-	3	0-1	.000	0-0	.000	1-2	.500	0 0 0	0	0	0	0	0	1
Alabama	1/2/21								DNP							
Arkansas	1/6/21	-	2	0-0	.000	0-0	.000	0-0	.000	0 0 0	0	0	0	0	0	0
at Texas A&M	1/9/21								DNP							
Vanderbilt	1/16/21	-	2	1-1	1.000	0-0	.000	0-0	.000	0 1 1	1	0	0	1	0	2
at Florida	1/19/21	-	5	0-0	.000	0-0	.000	0-1	.000	0 1 1	0	0	0	0	0	0
Missouri	1/23/21								DNP							
Mississippi State	1/26/21								DNP							
Kansas	1/30/21	-	1	0-0	.000	0-0	.000	0-0	.000	0 0 0	0	0	0	0	0	0
at Ole Miss	2/2/21								DNP							
at Kentucky	2/6/21	-	3	0-0	.000	0-0	.000	0-0	.000	1 0 1	1	0	0	0	0	0
Georgia	2/10/21								DNP							
at LSU	2/13/21								DNP							
South Carolina	2/17/21	-	2	1-2	.500	0-0	.000	0-1	.000	2 0 2	0	1	0	0	0	2
Kentucky	2/20/21								DNP							
at Vanderbilt	2/24/21								DNP							
at Auburn	2/27/21															
Florida	3/7/21															

PRODUCTION TRACKER

	Last Season	This Season	Career
Scored 5+ Points	3	-	3
Scored 10+ Points	1	-	1
Led the Vols in Scoring	1	-	1
Had 10+ Rebounds	-	-	-
Led the Vols in Rebounding	-	-	-
Had a Double-Double	-	-	-
Had 3+ Blocks	-	-	-
Led the Vols in Blocks	-	1	1
Made Multiple 3-Pointers	-	-	-
Had a Positive Assist/TO Ratio	1	2	3
Had Multiple Dunks	-	-	-



CAREER STATS

	GP-GS	Min	Avg	FG-A	Pct	3FG-A	Pct	FT-A	Pct	Off-Def-Rebs	Avg	PF-FO	Ast	TO	Blk	Stl	Pts	Avg
2019-20	16-3	117	7.3	16-38	.421	0-0	.000	10-15	.667	8-7-15	0.9	25-0	3	9	0	3	42	2.6
2020-21	12-0	38	3.2	4-10	.400	0-0	.000	3-8	.375	5-5-10	0.8	2-0	3	1	3	0	11	0.9
TOTAL	28-3	155	5.5	20-48	.416	0-0	.000	13-23	.565	13-12-25	0.9	27-0	6	10	3	3	53	1.9



@YVES_AIRPONS | 2020 SEC Defensive Player of the Year

Name Pronounced: EEV PAHNS

- Reigning SEC Defensive POY is now one of 10 finalists for Naismith National Defensive Player of the Year.
- Ranks 11th on UT's all-time blocks list with 124 career rejections.
- Ranks fifth in the SEC in blocks during league play with an average of 1.9 per game (27 total).
- Has 107 blocks in his last 52 games, an average of 2.1 per game (dating to the start of last season).
- Ranks fifth among SEC players in blocks overall this season, averaging 1.6 per game (34 total).
- Recorded his third career double-double with a 10-point, 10-rebound performance at Vanderbilt (2/24/21).
- Scored 10 points, blocked three shots and nabbed a pair of steals at home against Kentucky (2/20/21).
- Poured in a team-high 17 points on 7-of-9 shooting to help UT down No. 15 Kansas (1/30/21).
- Poured in a season-high 20 points on 6-of-11 shooting at home vs. Missouri (1/23/21); made three 3-pointers and finished 5-of-5 from the free-throw line.
- Has blocked three or more shots on 19 different occasions and has blocked four or more shots eight times.
- His talents extend far beyond basketball, as he is a talented photographer (@pons_cam on Instagram), saxophone player and chef.

SEASON/CAREER BESTS

POINTS

Season 20 vs. Missouri (1/23/21)
Career 24 at Kansas (1/25/20)

REBOUNDS

Season 10 (2x), last at Vanderbilt (2/24/21)
Career 14 at Alabama (2/4/20)

ASSISTS

Season 4 (2x), last vs. Vanderbilt (1/16/21)
Career 4 (3x), last vs. Vanderbilt (1/16/21)

BLOCKS

Season 5 vs. Alabama (1/2/21)
Career 6 vs. Jacksonville State (12/21/19)

STEALS

Season 2 (4x), last vs. Kentucky (2/20/21)
Career 2 (8x), last vs. Kentucky (2/20/21)

MINUTES

Season 34:58 vs. Missouri (1/23/21)
Career 40 vs. VCU (11/30/19)

FIELD GOALS MADE

Season 7 vs. Kansas (1/30/21)
Career 8 (2x), last at Kansas (1/25/20)

FIELD GOALS ATTEMPTED

Season 11 vs. Missouri (1/23/21)
Career 14 at Kansas (1/25/20)

3-PT. FIELD GOALS MADE

Season 3 vs. Missouri (1/23/21)
Career 3 (4x), last vs. Missouri (1/23/21)

3-PT. FIELD GOALS ATTEMPTED

Season 8 vs. Missouri (1/23/21)
Career Same

FREE THROWS MADE

Season 5 vs. Missouri (1/23/21)
Career 6 (2x), last at Kansas (1/25/20)

FREE THROWS ATTEMPTED

Season 5 vs. Missouri (1/23/21)
Career 8 (2x), last at Arkansas (2/26/20)

2020-21 GAME-BY-GAME STATS

OPPONENT	DATE	St	MIN	FG-FGA	PCT	3FG-FGA	PCT	FT-FTA	PCT	OFF DEF TOT	PF	A	T/O	BLK	STL	PTS
Colorado	12/8/20	f	33	1-9	.111	0-2	.000	0-0	.000	4 6 10	2	0	1	0	1	2
Cincinnati	12/12/20	f	29	4-9	.444	0-1	.000	0-0	.000	2 2 4	0	0	1	2	0	8
Appalachian State	12/15/20	f	22	3-8	.375	1-3	.333	0-0	.000	1 5 6	1	1	2	1	2	7
Tennessee Tech	12/18/20	f	24	5-9	.556	0-1	.000	0-0	.000	3 2 5	0	4	1	2	1	10
Saint Joseph's	12/21/20	f	28	5-8	.625	1-3	.333	2-2	1.000	0 9 9	2	0	3	0	0	13
USC Upstate	12/23/20	f	22	2-5	.400	0-1	.000	1-2	.500	0 2 2	0	1	1	2	1	5
at Missouri	12/30/20	f	30	5-9	.556	0-0	.000	3-4	.750	1 5 6	2	0	0	4	2	13
Alabama	1/2/21	f	21	1-6	.167	1-2	.500	3-4	.750	0 2 2	4	0	0	5	0	6
Arkansas	1/6/21	f	33	3-6	.500	0-2	.000	0-0	.000	2 1 3	0	1	0	4	0	6
at Texas A&M	1/9/21	f	33	4-6	.667	0-1	.000	0-0	.000	1 3 4	2	3	1	2	0	8
Vanderbilt	1/16/21	f	25	2-6	.333	0-3	.000	1-2	.500	1 4 5	2	4	1	1	1	5
at Florida	1/19/21	f	26	2-7	.286	1-2	.500	0-0	.000	1 3 4	3	0	1	1	0	5
Missouri	1/23/21	f	35	6-11	.545	3-8	.375	5-5	1.000	2 3 5	4	0	1	2	0	20
Mississippi State	1/26/21	f	22	6-9	.667	0-2	.000	1-1	1.000	1 1 2	5	0	0	1	0	13
Kansas	1/30/21	f	23	7-9	.778	2-2	1.000	1-1	1.000	2 3 5	3	0	0	0	0	17
at Ole Miss	2/2/21	f	28	5-9	.556	2-3	.667	1-2	.500	0 4 4	4	0	1	0	1	13
at Kentucky	2/6/21	f	32	3-8	.375	0-3	.000	0-0	.000	2 3 5	2	0	1	1	1	6
Georgia	2/10/21								INJ							
at LSU	2/13/21	f	25	1-5	.200	0-2	.000	1-2	.500	3 1 4	1	0	1	1	0	3
South Carolina	2/17/21	f	29	5-6	.833	0-0	.000	0-0	.000	3 6 9	3	1	3	1	2	10
Kentucky	2/20/21	f	34	4-7	.571	1-2	.500	1-1	1.000	0 2 2	2	0	0	3	2	10
at Vanderbilt	2/24/21	f	30	4-8	.500	0-3	.000	2-2	1.000	3 7 10	1	1	2	1	0	10
at Auburn	2/27/21															
Florida	3/7/21															

PRODUCTION TRACKER

	Last Season	This Season	Career
Scored 10+ Points	18	10	29
Scored 15+ Points	6	2	8
Had 5+ Rebounds	15	11	31
Had Multiple Blocks	19	9	31
Led the Vols in Blocks	23	11	36
Made Multiple 3-Pointers	7	3	11
Had Multiple Steals	3	4	8
Led the Vols in Steals	3	3	9
Had a Positive Assist/TO Ratio	8	4	21
Had Multiple Dunks	7	8	20



CAREER STATS

	GP-GS	Min	Avg	FG-A	Pct	3FG-A	Pct	FT-A	Pct	Off-Def-Rebs	Avg	PF-FO	Ast	TO	Blk	Stl	Pts	Avg
2017-18	24-0	124	5.2	7-14	.500	2-3	.667	1-2	.500	4-11-15	0.6	17-0	5	5	2	3	17	0.7
2018-19	35-13	411	11.7	32-62	.516	7-25	.280	6-15	.400	17-45-62	1.8	42-0	17	22	15	9	77	2.2
2019-20	31-31	1052	33.9	131-268	.489	30-86	.349	44-69	.638	55-111-166	5.4	81-1	33	50	73	13	336	10.8
2020-21	21-21	584	27.8	78-160	.488	12-46	.261	22-28	.786	32-74-106	5.0	43-1	16	21	34	14	190	9.0
TOTAL	111-65	2171	19.6	248-504	.492	51-160	.319	73-114	.640	108-241-349	3.1	183-2	71	98	124	39	620	5.6

11 JADEN SPRINGER

FR Guard | 6-4 | 204 | University Exploratory
Charlotte, North Carolina | IMG Academy (Fla.)



VOLScholar



IG @JADEN

- Team's leading scorer (12.4 ppg) while averaging only 8.3 FG attempts per game.
- Leads the team with an average of 1.5 points per shot, averaging more than 1.8 pps seven times this season.
- Twice named the SEC's Freshman of the Week (12/22/20 and 2/1/21).
- Scored 20 points in the Vols' victory at Vanderbilt (2/24/21), finishing 5-of-8 from the field and a perfect 10-of-10 from the free-throw line (finished the night with a game-high 2.5 points per shot).
- Totaled 16 points on 4-of-8 shooting, a perfect 8-of-8 from the foul line, dished out five assists and grabbed three rebounds in the home win over South Carolina (2/17/21).
- Scored 21 points, dished out a career-high seven assists and grabbed six rebounds at LSU (2/13/21).
- Erupted for 30 points on 9-of-11 shooting (.818) against Georgia (2/10/21), becoming the first UT freshman to score 30 since Grant Williams on Feb. 11, 2017 (also against Georgia).
- Scored a season-high 23 points and added four rebounds, two blocks and a steal to help the Vols rally from a 10-point deficit to defeat Kentucky at Rupp Arena (2/6/21).
- The 2020 McDonald's All-American is projected by multiple outlets as a first-round pick in the 2021 NBA Draft.

SEASON/CAREER BESTS

POINTS

Season 30 vs. Georgia (2/10/21)
Career Same

REBOUNDS

Season 7 vs. Vanderbilt (12/18/20)
Career Same

ASSISTS

Season 7 at LSU (2/13/21)
Career Same

BLOCKS

Season 2 (2x), last at Kentucky (2/6/21)
Career Same

STEALS

Season 3 (4x), last at Vanderbilt (2/24/21)
Career Same

MINUTES

Season 37:12 at LSU (2/13/21)
Career Same

FIELD GOALS MADE

Season 9 (2x), last vs. Georgia (2/10/21)
Career Same

FIELD GOALS ATTEMPTED

Season 17 at Kentucky (2/6/21)
Career Same

3-PT. FIELD GOALS MADE

Season 3 vs. Georgia (2/10/21)
Career Same

3-PT. FIELD GOALS ATTEMPTED

Season 4 (4x), last vs. Kentucky (2/20/21)
Career Same

FREE THROWS MADE

Season 10 at Vanderbilt (2/24/21)
Career Same

FREE THROWS ATTEMPTED

Season 12 vs. Georgia (2/10/21)
Career Same

2020-21 GAME-BY-GAME STATS

OPPONENT	DATE	St	MIN	FG-FGA	PCT	3FG-FGA	PCT	FT-FTA	PCT	OFF DEF TOT	PF	A	T/O	BLK	STL	PTS
Colorado	12/8/20	-	9	2-3	.667	2-2	1.000	0-1	.000	0 2 2	1	0	2	0	1	6
Cincinnati	12/12/20	-	25	3-8	.375	0-0	.000	5-6	.833	1 3 4	1	1	1	0	1	11
Appalachian State	12/15/20	-	22	6-8	.750	0-0	.000	0-1	.000	0 1 1	4	0	0	0	1	12
Tennessee Tech	12/18/20	-	22	8-10	.800	2-3	.667	3-4	.750	1 5 6	0	6	0	0	1	21
Saint Joseph's	12/21/20	-	21	2-6	.333	2-2	1.000	4-4	1.000	1 2 3	5	1	3	1	0	10
USC Upstate	12/23/20	-	20	3-8	.375	0-2	.000	3-4	.750	2 2 4	0	3	1	2	0	9
at Missouri	12/30/20	-	25	4-7	.571	1-1	1.000	4-5	.800	0 4 4	1	1	2	0	3	13
Alabama	1/2/21	-	5	1-3	.333	0-0	.000	1-2	.500	0 1 1	1	0	1	0	0	3
Arkansas	1/6/21	-	21	2-7	.286	1-2	.500	0-1	.000	0 0 0	2	3	1	0	2	5
at Texas A&M	1/9/21	g	30	5-6	.833	0-1	.000	0-0	.000	1 0 1	2	6	6	0	0	10
Vanderbilt	1/16/21	g	20	4-9	.444	1-3	.333	1-2	.500	1 6 7	3	5	2	0	3	10
at Florida	1/19/21															INJ
Missouri	1/23/21															INJ
Mississippi State	1/26/21	-	25	3-7	.429	0-0	.000	3-4	.750	2 2 4	3	5	4	1	0	9
Kansas	1/30/21	g	27	3-7	.429	0-0	.000	7-7	1.000	2 2 4	3	3	2	0	1	13
at Ole Miss	2/2/21	g	31	1-7	.143	0-0	.000	0-2	.000	2 1 3	1	4	3	1	2	2
at Kentucky	2/6/21	g	34	9-17	.529	1-4	.250	4-4	1.000	0 5 5	4	0	4	2	1	23
Georgia	2/10/21	g	35	9-11	.818	3-4	.750	9-12	.750	1 3 4	4	2	5	0	3	30
at LSU	2/13/21	g	37	6-14	.429	2-4	.500	7-9	.778	0 6 6	2	7	1	1	0	21
South Carolina	2/17/21	g	27	4-8	.500	0-0	.000	8-8	1.000	1 2 3	1	5	3	0	0	16
Kentucky	2/20/21	g	28	2-11	.182	0-4	.000	0-0	.000	2 3 5	1	1	3	0	0	4
at Vanderbilt	2/24/21	g	31	5-8	.625	0-2	.000	10-10	1.000	0 3 3	1	2	3	1	3	20
at Auburn	2/27/21															
Florida	3/7/21															

PRODUCTION TRACKER

	This Season
Scored 10+ Points	13
Scored 20+ Points	5
Led the Vols in Scoring	3
Made Multiple 3-Pointers	5
Had 5+ Rebounds	5
Had 5+ Assists	6
Led the Vols in Assists	8
Had Multiple Steals	5
Had Multiple Blocks	2
Had Multiple Dunks	-
Had a Positive A/T Ratio	9



CAREER STATS

	GP-GS	Min	Avg	FG-A	Pct	3FG-A	Pct	FT-A	Pct	Off-Def-Rebs	Avg	PF-FO	Ast	TO	Blk	Stl	Pts	Avg
2020-21	20-10	495	24.8	82-165	.497	15-34	.441	69-86	.802	17-53-70	3.5	40-1	55	47	9	22	248	12.4
TOTAL	20-10	495	24.8	82-165	.497	15-34	.441	69-86	.802	17-53-70	3.5	40-1	55	47	9	22	248	12.4

24 ISAIAH SULACK

SO Guard | 6-5 | 170 | Business Management
Knoxville, Tennessee | Bossier Parish (La.) Community College



VOLScholar



ISAIAHSULACK

- This is the walk-on guard's first year at Tennessee after transferring from junior college.
- Earned his associate's degree from Bossier Parish Community College in Louisiana in the spring of 2020.
- Knoxville native graduated from Christian Academy of Knoxville (CAK) in 2017.
- Former Vol and current basketball graduate assistant Lucas Campbell (2015-19) also is a CAK alum.

SEASON/CAREER BESTS

POINTS

Season -
Career -

REBOUNDS

Season -
Career -

ASSISTS

Season -
Career -

BLOCKS

Season -
Career -

STEALS

Season -
Career -

MINUTES

Season -
Career -

FIELD GOALS MADE

Season -
Career -

FIELD GOALS ATTEMPTED

Season -
Career -

3-PT. FIELD GOALS MADE

Season -
Career -

3-PT. FIELD GOALS ATTEMPTED

Season -
Career -

FREE THROWS MADE

Season -
Career -

FREE THROWS ATTEMPTED

Season -
Career -

2020-21 GAME-BY-GAME STATS

OPPONENT	DATE	St	MIN	FG-FGA	PCT	3FG-FGA	PCT	FT-FTA	PCT	OFF DEF TOT	PF	A	T/O	BLK	STL	PTS
Colorado	12/8/20															DNP
Cincinnati	12/12/20															DNP
Appalachian State	12/15/20															DNP
Tennessee Tech	12/18/20															DNP
Saint Joseph's	12/21/20															DNP
USC Upstate	12/23/20															DNP
at Missouri	12/30/20															DNP
Alabama	1/2/21															DNP
Arkansas	1/6/21															DNP
at Texas A&M	1/9/21															DNP
Vanderbilt	1/16/21															DNP
at Florida	1/19/21															DNP
Missouri	1/23/21															DNP
Mississippi State	1/26/21															DNP
Kansas	1/30/21															DNP
at Ole Miss	2/2/21															DNP
at Kentucky	2/6/21															DNP
Georgia	2/10/21															DNP
at LSU	2/13/21															DNP
South Carolina	2/17/21															DNP
Kentucky	2/20/21															DNP
at Vanderbilt	2/24/21															DNP
at Auburn	2/27/21															DNP
Florida	3/7/21															DNP



CAREER STATS

	GP-GS	Min	Avg	FG-A	Pct	3FG-A	Pct	FT-A	Pct	Off-Def-Rebs	Avg	PF-FO	Ast	TO	Blk	Stl	Pts	Avg	
2020-21	-	-	-	-	-	-	-	-	-	-	-	-	-	-	-	-	-	-	-
TOTAL	-	-	-	-	-	-	-	-	-	-	-	-	-	-	-	-	-	-	-

25 SANTIAGO VESCOVI

SO Guard | 6-3 | 188 | Business Management
Montevideo, Uruguay | NBA Global Academy (Canberra, Australia)



VOLScholar



SEASON/CAREER BESTS

POINTS

Season 23 at Texas A&M (1/9/21)
Career Same

REBOUNDS

Season 7 (2x), last vs. Mississippi St. (1/26/21)
Career 8 at Alabama (2/4/20)

ASSISTS

Season 8 vs. USC Upstate (12/23/20)
Career 8 (2x), last vs. USC Upstate (12/23/20)

BLOCKS

Season 1 vs. Cincinnati (12/12/20)
Career 1 (4x), last vs. Cincinnati (12/12/20)

STEALS

Season 4 vs. Mississippi St. (1/26/21)
Career Same

MINUTES

Season 37:13 vs. Missouri (1/23/21)
Career 38:26 vs. Kentucky (2/8/20)

FIELD GOALS MADE

Season 6 at Texas A&M (1/9/21)
Career 6 (4x), last at Texas A&M (1/9/21)

FIELD GOALS ATTEMPTED

Season 15 vs. Alabama (1/2/21)
Career 15 at Alabama (2/4/20)

3-PT. FIELD GOALS MADE

Season 6 at Texas A&M (1/9/21)
Career 6 (2x), last at Texas A&M (1/9/21)

3-PT. FIELD GOALS ATTEMPTED

Season 10 at Texas A&M (1/9/21)
Career Same

FREE THROWS MADE

Season 8 vs. Georgia (2/10/21)
Career Same

FREE THROWS ATTEMPTED

Season 8 vs. Georgia (2/10/21)
Career 8 (2x), last vs. Georgia (2/10/21)

@SANTIVESCOVI

Name pronounced: sahn-tee-AH-go vess-CO-vee

- Ranks second in the SEC with a 1.6 assist/turnover ratio (70 assists vs. 44 turnovers).
- Averaging 4.8 rebounds per game over the last five games, grabbing five or more four times (24 total).
- Leads the team in assists with 3.2 per game (70 total).
- Scored 19 points and converted on all eight of his free-throw attempts to help lead UT past Georgia (2/10/21).
- Poured in a career-high 23 points on a career-high eight made field goals and a career-high-tying six made 3-pointers to help lead UT to a road victory over Texas A&M (1/9/21).
- Scored a game-high 15 points on an efficient 5-of-7 shooting and 3-of-4 from 3-point range in UT's road victory over 12th-ranked Missouri (12/30/20).
- Traveled home to Uruguay immediately after last season was halted and returned to Tennessee in late July.
- When his teammates who returned to campus in June were limited to physically distanced shooting drills, he was able to play high-level 5-on-5 games in his hometown of Montevideo, where the pandemic's impact was minimal (also spent some time there surfing).

2020-21 GAME-BY-GAME STATS

OPPONENT	DATE	St	MIN	FG-FGA	PCT	3FG-FGA	PCT	FT-FTA	PCT	OFF DEF TOT	PF	A	T/O	BLK	STL	PTS
Colorado	12/8/20	g	33	3-5	.600	3-4	.750	2-2	1.000	0 2 2	2	5	3	0	2	11
Cincinnati	12/12/20	g	28	2-6	.333	1-4	.250	2-2	1.000	0 5 5	3	3	1	1	0	7
Appalachian State	12/15/20	g	25	2-5	.400	1-4	.250	0-0	.000	1 3 4	4	4	1	0	2	5
Tennessee Tech	12/18/20	g	21	0-4	.000	0-3	.000	0-0	.000	0 4 4	4	3	1	0	0	0
Saint Joseph's	12/21/20	g	28	4-9	.444	4-8	.500	4-4	1.000	1 6 7	3	5	1	0	1	16
USC Upstate	12/23/20	g	27	3-6	.500	3-6	.500	0-0	.000	0 0 0	1	8	2	0	0	9
at Missouri	12/30/20	g	26	5-7	.714	3-4	.750	2-2	1.000	0 3 3	2	1	3	0	0	15
Alabama	1/2/21	g	34	5-15	.333	3-8	.375	0-0	.000	1 3 4	4	1	1	0	0	13
Arkansas	1/6/21	g	24	1-7	.143	0-4	.000	2-2	1.000	0 2 2	3	3	2	0	3	4
at Texas A&M	1/9/21	g	36	8-13	.615	6-10	.600	1-3	.333	0 5 5	2	3	1	0	2	23
Vanderbilt	1/16/21	g	31	1-5	.200	1-5	.200	5-6	.833	2 2 4	2	3	2	0	1	8
at Florida	1/19/21	g	23	2-8	.250	1-6	.167	2-2	1.000	0 3 3	1	1	1	0	3	7
Missouri	1/23/21	g	38	1-3	.333	1-1	1.000	0-4	.000	1 2 3	1	4	4	0	1	3
Mississippi State	1/26/21	g	31	2-8	.250	2-7	.286	2-2	1.000	1 6 7	2	2	3	0	4	8
Kansas	1/30/21	g	31	3-4	.750	1-1	1.000	0-0	.000	0 6 6	1	1	1	0	0	7
at Ole Miss	2/2/21	g	28	1-4	.250	1-4	.250	0-0	.000	0 2 2	4	3	2	0	1	3
at Kentucky	2/6/21	g	24	1-3	.333	1-2	.500	0-0	.000	0 2 2	2	5	3	0	1	3
Georgia	2/10/21	g	35	4-9	.444	3-7	.429	8-8	1.000	0 6 6	4	3	5	0	1	19
at LSU	2/13/21	g	29	4-9	.444	3-8	.375	2-2	1.000	0 3 3	2	2	2	0	1	13
South Carolina	2/17/21	-	28	2-7	.286	2-7	.286	2-2	1.000	0 5 5	2	5	3	0	0	8
Kentucky	2/20/21	-	30	1-5	.200	0-3	.000	0-0	.000	0 5 5	2	4	1	0	0	2
at Vanderbilt	2/24/21	-	27	1-4	.250	1-4	.250	0-0	.000	0 5 5	1	1	1	0	1	3
at Auburn	2/27/21	-														
Florida	3/7/21	-														

PRODUCTION TRACKER

	Last Season	This Season	Career
Scored 10+ Points	11	7	17
Scored 20+ Points	1	1	2
Led the Vols in Scoring	4	3	7
Made Multiple 3-Pointers	9	10	19
Had 5+ Rebounds	3	9	12
Had 5+ Assists	6	5	11
Had 10+ Assists	-	-	-
Led the Vols in Assists	7	9	16
Had Multiple Steals	6	6	13
Led the Vols in Steals	6	5	11
Had a Positive Assist/TO Ratio	11	13	24



CAREER STATS

	GP-GS	Min	Avg	FG-A	Pct	3FG-A	Pct	FT-A	Pct	Off-Def-Rebs	Avg	PF-FO	Ast	TO	Blk	Stl	Pts	Avg
2019-20	19-19	575	30.3	63-169	.373	36-100	.360	42-51	.824	10-52-62	3.3	61-2	70	67	3	23	204	10.7
2020-21	22-19	637	29.0	56-146	.384	41-110	.373	34-41	.829	7-80-87	4.0	52-0	70	44	1	24	187	8.5
TOTAL	41-38	1212	29.6	119-315	.378	77-210	.367	76-92	.826	17-132-149	3.6	113-2	140	111	4	47	391	9.5

15 COREY WALKER JR.

FR Forward | 6-8 | 219 | Recreation and Sport Management
Hastings, Florida | Hargrave Military Academy (Va.)



VOLScholar



@C.WALK15

- Has yet to make his Tennessee debut.
- Fell behind after suffering a broken toe in November.
- True freshman forward was rated as a top-75 prospect nationally (Rivals No. 57, 247Sports No. 57, ESPN No. 73).
- Improved conditioning was an area of focus for the Florida native during the preseason.
- Had helped lead Hargrave to a 36-4 record before the pandemic interrupted the 2019-20 season; he was averaging 15.2 points, 8.0 rebounds, 2.3 assists and 1.5 blocks per game.
- Is the fifth basketball Vol to enroll at Tennessee after attending Hargrave Military Academy, joining current teammate Davonte Gaines, Stanley Asumnu (2002-06), Jabari McGhee (2014-16) and Tyler Smith (2007-10).
- Is roommates with fellow freshmen Keon Johnson and Jaden Springer.

SEASON/CAREER BESTS

POINTS

Season -
Career -

REBOUNDS

Season -
Career -

ASSISTS

Season -
Career -

BLOCKS

Season -
Career -

STEALS

Season -
Career -

MINUTES

Season -
Career -

FIELD GOALS MADE

Season -
Career -

FIELD GOALS ATTEMPTED

Season -
Career -

3-PT. FIELD GOALS MADE

Season -
Career -

3-PT. FIELD GOALS ATTEMPTED

Season -
Career -

FREE THROWS MADE

Season -
Career -

FREE THROWS ATTEMPTED

Season -
Career -

2020-21 GAME-BY-GAME STATS

OPPONENT	DATE	St	MIN	FG-FGA	PCT	3FG-FGA	PCT	FT-FTA	PCT	OFF	DEF	TOT	PF	A	T/O	BLK	STL	PTS	
Colorado	12/8/20																		INJ
Cincinnati	12/12/20																		INJ
Appalachian State	12/15/20																		INJ
Tennessee Tech	12/18/20																		INJ
Saint Joseph's	12/21/20																		INJ
USC Upstate	12/23/20																		INJ
at Missouri	12/30/20																		DNP
Alabama	1/2/21																		DNP
Arkansas	1/6/21																		DNP
at Texas A&M	1/9/21																		DNP
Vanderbilt	1/16/21																		DNP
at Florida	1/19/21																		DNP
Missouri	1/23/21																		DNP
Mississippi State	1/26/21																		DNP
Kansas	1/30/21																		DNP
at Ole Miss	2/2/21																		DNP
at Kentucky	2/6/21																		DNP
Georgia	2/10/21																		DNP
at LSU	2/13/21																		DNP
South Carolina	2/17/21																		DNP
Kentucky	2/20/21																		DNP
at Vanderbilt	2/24/21																		DNP
at Auburn	2/27/21																		DNP
Florida	3/7/21																		DNP

PRODUCTION TRACKER

	This Season
Scored 10+ Points	-
Had 5+ Rebounds	-
Had 10+ Rebounds	-
Led the Vols in Rebounds	-
Had a Double-Double	-
Had Multiple Steals	-
Had Multiple Blocks	-
Had Multiple Dunks	-
Had a Positive A/T Ratio	-



CAREER STATS

	GP-GS	Min	Avg	FG-A	Pct	3FG-A	Pct	FT-A	Pct	Off-Def-Rebs	Avg	PF-FO	Ast	TO	Blk	Stl	Pts	Avg	
2020-21	-	-	-	-	-	-	-	-	-	-	-	-	-	-	-	-	-	-	-
TOTAL	-	-	-	-	-	-	-	-	-	-	-	-	-	-	-	-	-	-	-

THE LAST TIME...

LAST TIME A TENNESSEE PLAYER...

Scored 40 Points: 43 by Grant Williams at Vanderbilt (1/23/19)

Scored 35 Points: 43 by Grant Williams at Vanderbilt (1/23/19)

Scored 30 Points: 30 by Jaden Springer vs. Georgia (2/10/21)

Scored 25 Points: 30 by Jaden Springer vs. Georgia (2/10/21)

Scored 30 Or More Points In Back-To-Back Games:

Chris Lofton with 34 vs. Memphis (12/6/06) and 32 vs. Western Kentucky (12/16/06)

Scored 25 or More Points in Back-To-Back Games:

Admiral Schofield with 30 vs. #1 Gonzaga (12/9/18) and 29 at Memphis (12/15/18)

Scored 20 or More Points in Five Consecutive Games:

Seven Games: Kevin Punter Jr. with 24 vs. Gardner-Webb (11/22/15), 26 vs. Army West Point (11/24/15), 24 vs. George Washington (12/27/15), 23 vs. Nebraska (11/28/15), 27 at Butler (12/12/15), 24 vs. Florida Atlantic (12/16/15) and 23 vs. Gonzaga (12/19/15)

Grabbed 20 Rebounds: 20 by Jeronne Maymon vs. Memphis (11/22/11)

Grabbed 15 Rebounds: 17 by Kyle Alexander at Missouri (1/8/19)

Grabbed 10 Offensive Rebounds: 10 by Jeronne Maymon vs. NC State (12/18/13)

Made 15 Field Goals: 15 (15-19) by Dyron Nix vs. Tennessee Tech (11/25/88)

Made 10 Field Goals: 10 (10-15) by John Fulkerson at Kentucky (3/3/20)

Attempted 25 Field Goals: 27 (14-27) by Allan Houston vs. LSU (2/10/90)

Attempted 20 Field Goals: 22 (11-22) by Admiral Schofield at LSU (2/23/19)

Made 8 3-pointers: 8 (8-11) by Jordan McRae at Georgia (3/2/13)

Made 7 3-pointers: 7 (7-10) by Victor Bailey Jr. (2/17/21)

Made 6 3-pointers: 7 (7-10) by Victor Bailey Jr. (2/17/21)

Attempted 15 3-pointers: 15 (6-15) by Chris Lofton at Vanderbilt (2/26/08)

Attempted 10 3-pointers: 10 (7-10) by Victor Bailey Jr. (2/17/21)

Made 15 Free Throws: 23 (23-23) by Grant Williams at Vanderbilt (1/23/19)

Made 10 Free Throws: 10 (10-10) by Jaden Springer at Vanderbilt (2/24/21)

Attempted 20 Free Throws: 23 (23-23) by Grant Williams at Vanderbilt (1/23/19)

Attempted 15 Free Throws: 23 (23-23) by Grant Williams at Vanderbilt (1/23/19)

Had 15 Assists: 15 by Fred Jenkins vs. Georgia (2/28/87)

Had 10 Assists: 11 by Lamonté Turner vs. Jacksonville State (12/21/19)

Had 6 Steals: 6 by Jordan Bowden at Alabama (2/4/20)

Had 5 Steals: 6 by Jordan Bowden at Alabama (2/4/20)

Had 5 Blocks: 5 by Yves Pons vs. Alabama (1/2/21)

Played Every Minute Of A Game: 40 minutes by Jordan Bowden at Missouri (1/7/20)

Converted A 4-Point Play: Yves Pons vs. Arkansas (2/11/20)

Hit A Shot At The Buzzer To Send A Game To Overtime:

Robert Hubbs III hit a driving layup as time expired to tie the game 67-67. Tennessee won 76-73 in overtime at Vanderbilt (2/11/15).

Hit A Shot In The Closing Seconds To Send A Game To Overtime:

Grant Williams made a driving layup with 33 seconds left in regulation, tying the game at 71. Tennessee went on to lose, 82-80, in overtime (2/23/19)

Hit A Shot At The Buzzer To Win A Game:

With 1.7 seconds to play, Josiah-Jordan James inbounded the ball to Lamonté Turner, who hit a game-winning 3-pointer from the corner after coming off a John Fulkerson screen; the Vols beat VCU, 72-69 at the Emerald Coast Classic (11/30/19)

Hit A Closing-Seconds Shot To Win A Game:

Grant Williams made a go-ahead driving layup with 3 seconds left to play in UT's 73-71 victory at Ole Miss (2/27/19)

Scored 20 or more points in a first half: Jordan McRae (20 of his 24) vs. South Carolina (2/8/14)

Scored 20 or more points in a second half: Grant Williams (25 of his 43) at Vanderbilt (1/23/19)

Had A Triple-Double: Tyler Smith (12 points, 10 rebounds, 10 assists) vs. UNC Asheville (12/3/08)

The only triple-double in Tennessee basketball history

LAST TIME TENNESSEE...

Scored 110 Points: 124 vs. UNC Asheville (11/17/09)

Scored 105 Points: 106 vs. Arkansas (1/15/19)

Scored 100 Points: 102 vs. Saint Joseph's (12/21/20)

Allowed 100 Points: 105 vs. Texas (12/23/06, OT)

Scored 60 Points in a Half: 62 (2nd half) vs. East Carolina (11/20/09)

Did Not Score 20+ Points in a Half: 18 (1st half) vs. Vanderbilt (2/22/17)

Grabbed 55 Rebounds: 58 vs. UT Martin (11/18/08)

Grabbed 50 Rebounds: 50 vs. Eastern Kentucky (11/28/18)

Made 40 Field Goals: 42 (42-72) vs. Tennessee Tech (12/18/20)

Attempted 90 Field Goals: 91 (38-91) vs. LSU (2/10/90)

Attempted 80 Field Goals: 80 (29-80) vs. Purdue (11/22/17)

Attempted 70 Field Goals: 72 (42-72) vs. Tennessee Tech (12/18/20)

Made 15 3-pointers: 16 (16-33) vs. Presbyterian (12/6/16)

Made 10 3-pointers: 10 (10-24) vs. Georgia (2/10/21)

Attempted 35 3-pointers: 39 (13-39) vs. Chattanooga (1/2/12)

Attempted 30 3-pointers: 31 (6-31) vs. South Carolina (11/1/20)

Made 45 Free Throws: 45 (45-60) vs. George Washington (12/28/00)

Made 40 Free Throws: 45 (45-60) vs. George Washington (12/28/00)

Did Not Miss a Free Throw: 6-6 vs. Jacksonville State (12/21/19)

Attempted 55 Free Throws: 60 (45-60) vs. George Washington (12/28/00)

Had 30 Assists: 30 vs. Tusculum (1/4/14)

Had 25 Assists: 26 vs. South Carolina (2/17/21)

Had 20 Steals: 21 vs. North Carolina A&T (12/23/09)

Had 15 Steals: 15 at Vanderbilt (2/22/11)

Had 12 Blocks: 12 vs. Tennessee Tech (12/29/18)

Never trailed in a game: Kansas (1/30/21)

Faced a 25-Point Deficit: Trailed 75-49 in second half at Florida (1/19/21); lost 75-49

Faced a 20-Point Deficit: Trailed 70-49 in second half vs. Kentucky (2/20/21); lost 70-55

Faced a 15-Point Deficit: Trailed 70-49 in second half vs. Kentucky (2/20/21); lost 70-55

Overcame a 20-Point Deficit To Win: Trailed 13-34 in first half, won 84-77 vs. Kentucky (2/2/16)

Overcame a 15-Point Deficit To Win: Trailed 48-31 in second half at Kentucky (3/2/20); won 81-73

Overcame a 10-Point Deficit To Win: Trailed 44-34 in second half at Kentucky (2/6/21); won 82-71

Overcame a 15-Point Halftime Deficit To Win: Trailed 35-50 at halftime, won 111-105 in overtime vs. Texas (12/23/06)

Overcame a 10-Point Halftime Deficit To Win: Trailed 42-31 at halftime, won 81-73 at Kentucky (3/3/20)

Did Not Make A 3-Pointer: 0 (0-8) vs. Duke (11/21/11)
Active 3-point streak: 325 games

Played a Half Without a Committing a Turnover: Second half vs. George Washington (11/27/15)

Had Six Players Score In Double Figures in Same Game: Victor Bailey Jr. (18), Santiago Vescovi (16), Yves Pons (13), Keon Johnson (12), John Fulkerson (10) and Jaden Springer (10) vs. Saint Joseph's (12/21/20)

Had Seven Players Score In Double Figures in Same Game: Vincent Yarbrough (18), Charles Hathaway (12), Harris Walker (12), Marcus Haislip (12), Isiah Victor (11), Tony Harris (11), Terrence Woods (11) vs. East Tennessee State (11/19/00)

Had Two Players Record Double-Doubles in Same Game: Jordan Bowden (13 pts, 12 rebs) and Lamonté Turner (17 pts, 12 assts) vs. Chattanooga (11/25/19)

Tennessee Did Not Have A Player Score in Double Figures: vs. Wisconsin (12/28/19)

Opponent Did Not Have A Player Score in Double Figures: vs. Appalachian State (12/15/20)

Had Three Players Score 20+ Points in Same Game: Jordan McRae (21), Josh Richardson (20) and Jarnell Stokes (20) vs. Virginia (12/30/13)

Had Two Players Score 25+ Points in Same Game: Armani Moore (29) and Kevin Punter Jr. (26) vs. Army West Point (11/24/15)

Tennessee Player Made SportCenter's Top 10 Plays: Keon Johnson vs. Georgia (2/10/21); Give-and-go, left-handed jam over a larger defender (No. 1 play)

Tennessee Player was Called for a Technical Foul: Uros Plavsic at Alabama (2/4/20)

Tennessee Player was Ejected: Yemi Makanjuola (type-2 flagrant foul) at Vanderbilt (1/24/12)

Tennessee Head Coach was Called for a Technical Foul: Rick Barnes vs. Alabama (1/2/21)

Tennessee Head Coach was Ejected: Bruce Pearl vs. College of Charleston (12/31/10)

Opposing Player was Ejected: Trayvon Reed of Auburn (technical foul and a type-1 flagrant foul, 1/31/15)

Opposing Head Coach was Ejected: Mark Fox of Georgia (2/4/12)

RECORD & RESULTS

Record:	Overall	Home	Away	Neutral
All Games	16-6	12-4	4-3	0-0
Conference	9-6	5-3	4-3	0-0
Non-Conference	7-0	7-0	0-0	0-0

Date	Time	Opponent	Score	Attendance	High Points	High Rebounds	High Assists
Nov. 25	8 p.m.	Charlotte (SEC Network+)	Canceled				
Nov. 27	6:30 p.m.	VCU (ESPN2)	Canceled				
Dec. 2	7 p.m.	1-vs. #1 Gonzaga (ESPN)	Canceled				
Dec. 4	8 p.m.	at Notre Dame (ACC Network)	Canceled				
Dec. 8	6 p.m.	Colorado (SEC Network+)	W, 56-47	4,191	11 John Fulkerson 11 Santiago Vescovi	10 Yves Pons	5 Santiago Vescovi
Dec. 9	7 p.m.	UT Martin (SEC Network+)	Canceled				
Dec. 12	12:30 p.m.	Cincinnati (SEC Network Alternate)	W, 65-56	4,191	15 John Fulkerson	12 John Fulkerson	3 Josiah-Jordan James 3 Santiago Vescovi
Dec. 15	7 p.m.	Appalachian State (SEC Network)	W, 79-38	4,191	13 Victor Bailey Jr.	8 Josiah-Jordan James	4 Santiago Vescovi
Dec. 18	7 p.m.	Tennessee Tech (SEC Network+)	W, 103-49	4,191	21 Jaden Springer	6 John Fulkerson 6 Josiah-Jordan James 6 Jaden Springer	6 Jaden Springer
Dec. 21	6 p.m.	Saint Joesph's (SEC Network)	W, 102-66	4,191	18 Victor Bailey Jr.	9 Yves Pons	5 John Fulkerson 5 Keon Johnson 5 Santiago Vescovi
Dec. 23	5 p.m.	USC Upstate (SEC Network)	W, 80-60	4,191	18 Victor Bailey Jr.	8 Josiah-Jordan James	8 Santiago Vescovi
Dec. 30	9 p.m.	at #12 Missouri* (SEC Network)	W, 73-53	3,164	15 Santiago Vescovi	6 John Fulkerson 6 Yves Pons	4 Josiah-Jordan James
Jan. 2	6 p.m.	Alabama* (ESPN2)	L, 71-63	4,191	16 Victor Bailey Jr.	8 Josiah-Jordan James 8 Keon Johnson	2 Victor Bailey Jr. 2 Keon Johnson
Jan. 6	7 p.m.	Arkansas* (ESPN2)	W, 79-74	4,191	17 Victor Bailey Jr. 17 Josiah-Jordan James	9 Josiah-Jordan James	3 John Fulkerson 3 Jaden Springer 3 Santiago Vescovi
Jan. 9	2 p.m.	at Texas A&M* (ESPN2)	W, 68-54	1,298	23 Santiago Vescovi	5 John Fulkerson 5 Santiago Vescovi	6 Jaden Springer
Jan. 12	7 p.m.	at Vanderbilt* (ESPN2)	Postponed				
Jan. 16	6 p.m.	Vanderbilt* (SEC Network)	W, 81-61	4,191	16 Keon Johnson	8 John Fulkerson	5 Jaden Springer
Jan. 19	7 p.m.	at Florida* (ESPN)	L, 75-49	2,280	15 John Fulkerson	5 Davonte Gaines 5 Josiah-Jordan James	5 John Fulkerson
Jan. 23	8:30 p.m.	#19 Missouri* (SEC Network)	L, 73-64	4,191	20 Yves Pons	6 John Fulkerson	4 Santiago Vescovi
Jan. 26	7 p.m.	Mississippi State* (SEC Network)	W, 56-53	4,191	13 Yves Pons	7 Santiago Vescovi	5 Jaden Springer
Jan. 30	6 p.m.	2-#15 Kansas (ESPN)	W, 80-61	4,191	17 Yves Pons	11 Josiah-Jordan James	4 Victor Bailey Jr. 4 Josiah-Jordan James
Feb. 2	7 p.m.	at Ole Miss* (ESPN2)	L, 52-50	895	13 Yves Pons	6 Josiah-Jordan James	4 Keon Johnson 4 Jaden Springer
Feb. 6	8 p.m.	at Kentucky* (ESPN)	W, 82-71	3,075	27 Keon Johnson	10 Josiah-Jordan James	5 Santiago Vescovi
Feb. 10	8 p.m.	Georgia* (ESPN2)	W, 89-81	4,191	30 Jaden Springer	8 John Fulkerson	4 John Fulkerson
Feb. 13	2 p.m.	at LSU* (ESPN)	W, 78-65	2,224	21 Jaden Springer	6 Josiah-Jordan James 6 Jaden Springer	7 Jaden Springer
Feb. 17	9 p.m.	South Carolina* (SEC Network)	W, 93-73	4,191	29 Victor Bailey Jr.	9 Yves Pons	5 Keon Johnson 5 Jaden Springer 5 Santiago Vescovi
Feb. 20	1 p.m.	Kentucky* (CBS)	L, 70-55	4,191	18 Victor Bailey Jr.	7 John Fulkerson	5 Keon Johnson
Feb. 24	9 p.m.	at Vanderbilt* (SEC Network)	W, 70-58	144	21 Victor Bailey Jr.	10 Yves Pons	3 Victor Bailey Jr. 3 Keon Johnson
Feb. 27	Noon	at Auburn* (ESPN)					
March 7	TBD	Florida* (TBD)					

1-Jimmy V Classic (Indianapolis, Ind., Bankers Life Fieldhouse)

2-SEC/Big 12 Challenge

3-SEC Tournament (Nashville, Tenn., Bridgestone Arena)

*-Southeastern Conference Game

Rankings listed are Associated Press All Times Eastern

GAME-BY-GAME COMPARISON

	Date	Result	FG-A	Pct	3FG-A	Pct	FT-A	Pct	Rebounds O-D-Total	PF	Pts	A	TO	Blk	Stl	Min	Pts. at Half
Charlotte																	
at #12 Tennessee	Nov. 25	Canceled															
VCU																	
at #12 Tennessee	Nov. 27	Canceled															
vs. #1 Gonzaga																	
#13 Tennessee	Dec. 2	Canceled															
at Notre Dame																	
#13 Tennessee	Dec. 4	Canceled															
Colorado			16-48	.333	5-22	.227	10-12	.833	12-26-38	17	47	10	23	0	5	200	24
at #12 Tennessee	Dec. 8	W, 56-47	19-53	.358	7-19	.368	11-15	.733	11-21-32	15	56	12	15	1	12	200	31
UT Martin																	
at #12 Tennessee	Dec. 9	Canceled															
Cincinnati			22-58	.379	8-28	.286	4-7	.571	6-28-34	26	56	11	17	4	7	200	24
at #12 Tennessee	Dec. 12	W, 65-56	19-59	.322	2-12	.167	25-30	.833	14-31-45	10	65	9	11	4	4	200	30
Appalachian State			12-43	.279	5-21	.238	9-15	.600	9-18-27	14	38	4	18	3	2	200	13
at #10 Tennessee	Dec. 15	W, 79-38	33-67	.493	6-18	.333	7-9	.778	18-27-45	16	79	12	6	5	13	200	36
Tennessee Tech			18-58	.310	7-26	.269	6-9	.667	6-20-26	17	49	9	15	2	3	200	22
at #10 Tennessee	Dec. 18	W, 103-49	42-72	.583	9-19	.474	10-14	.714	12-33-45	10	103	28	7	8	8	200	49
Saint Joseph's			23-58	.397	5-24	.208	15-21	.714	6-21-27	30	66	12	18	0	6	200	33
at #8 Tennessee	Dec. 21	W, 102-66	31-62	.500	10-24	.417	30-37	.811	13-32-45	22	102	23	10	5	7	200	56
USC Upstate			24-53	.453	9-18	.500	3-4	.750	5-13-18	19	60	12	15	1	7	200	26
at #8 Tennessee	Dec. 23	W, 80-60	28-50	.560	5-16	.313	19-23	.826	10-22-32	12	80	21	12	7	9	200	33
at #12 Missouri			16-44	.364	3-16	.188	18-30	.600	8-25-33	24	53	5	21	4	6	200	25
#7 Tennessee	Dec. 30	W, 73-53	27-54	.500	5-7	.714	14-24	.583	10-26-36	24	73	9	14	5	8	200	38
Alabama			26-62	.419	10-20	.500	9-17	.529	13-30-43	18	71	11	12	5	4	200	31
at #7 Tennessee	Jan. 2	L, 71-63	21-66	.318	4-21	.190	17-26	.654	18-28-46	16	63	7	9	7	3	200	29
Arkansas			29-55	.527	8-20	.400	8-10	.800	6-31-37	22	74	12	20	2	2	200	40
at #9 Tennessee	Jan. 6	W, 79-74	27-60	.450	5-18	.278	20-26	.769	6-22-28	12	79	13	5	9	10	200	33
at Texas A&M			16-47	.340	8-23	.348	14-18	.778	14-17-31	20	54	8	15	1	7	200	30
#9 Tennessee	Jan. 9	W, 68-54	27-46	.587	8-21	.381	6-9	.667	3-20-23	17	68	23	11	5	6	200	37
at Vanderbilt																	
#10 Tennessee	Jan. 12	Postponed															
Vanderbilt			20-51	.392	5-23	.217	16-21	.762	9-22-31	27	61	6	16	0	2	200	24
at #10 Tennessee	Jan. 16	W, 81-61	25-51	.490	7-21	.333	24-33	.727	6-27-33	19	81	18	9	3	9	200	34
at Florida			31-63	.492	6-19	.316	7-11	.636	14-30-44	22	75	15	15	7	11	200	38
#6 Tennessee	Jan. 19	L, 75-49	17-58	.293	3-18	.167	12-25	.480	17-19-36	14	49	11	18	3	6	200	27
#19 Missouri			25-57	.439	8-19	.421	15-20	.750	12-22-34	19	73	11	11	2	10	200	40
at #6 Tennessee	Jan. 23	L, 73-64	21-48	.483	9-22	.409	13-21	.619	10-19-29	20	64	12	18	4	4	200	34
Mississippi State			17-52	.327	3-13	.231	16-23	.696	15-27-42	20	53	7	18	4	9	200	23
at #18 Tennessee	Jan. 26	W, 56-53	20-54	.370	3-19	.158	13-18	.722	10-20-30	18	56	15	11	6	8	200	26
#15 Kansas			20-53	.377	6-24	.250	15-22	.682	5-18-23	18	61	16	7	1	6	200	26
at #18 Tennessee	Jan. 30	W, 80-61	28-53	.528	8-13	.615	16-17	.941	7-31-38	16	80	15	13	1	3	200	40
at Ole Miss			20-51	.392	3-12	.250	9-14	.643	10-27-37	18	52	7	17	2	8	200	23
#11 Tennessee	Feb. 2	L, 52-50	16-45	.356	8-19	.421	10-16	.625	5-25-30	17	50	14	16	4	6	200	28
at Kentucky			25-65	.385	4-17	.235	17-19	.895	10-27-37	18	71	10	13	4	5	200	42
#11 Tennessee	Feb. 6	W, 82-71	32-68	.471	5-19	.263	13-15	.867	11-30-41	22	82	10	11	6	5	200	34
Georgia			28-62	.452	5-19	.263	20-25	.800	12-20-32	22	81	13	18	1	10	200	26
at #16 Tennessee	Feb. 10	W, 89-81	27-52	.519	10-24	.417	25-29	.862	6-25-31	19	89	16	17	4	10	200	44
at LSU			27-52	.519	7-21	.333	17-18	.944	4-28-32	15	78	11	11	4	7	200	31
#16 Tennessee	Feb. 13	L, 78-65	22-62	.355	8-27	.296	13-17	.765	14-22-36	15	65	13	11	3	6	200	26
South Carolina			26-65	.400	10-24	.417	11-12	.917	14-20-34	23	73	16	18	3	11	200	39
at #19 Tennessee	Feb. 17	W, 93-73	32-59	.542	9-19	.474	20-26	.769	11-26-37	14	93	26	16	2	8	200	50
Kentucky			23-57	.404	7-14	.500	17-20	.850	11-32-43	15	70	12	11	4	7	200	45
at #19 Tennessee	Feb. 20	L, 70-55	18-56	.321	6-22	.273	13-16	.813	7-24-31	14	55	12	10	5	4	200	30
at Vanderbilt			21-54	.389	13-33	.394	3-6	.500	8-20-28	21	58	9	19	0	3	200	22
#25 Tennessee	Feb. 24	W, 70-58	23-51	.451	6-19	.316	18-22	.818	11-27-38	13	70	11	17	5	9	200	32
at Auburn																	
#25 Tennessee	Feb. 27																
Florida																	
at Tennessee	March 7																

Rankings listed are Associated Press

GAME-BY-GAME POINTS, REBOUNDS & ASSISTS

	E.J. Anosike	Victor Bailey Jr.	John Fulkerson	Davonte Gaines	Josiah-J. James	Brock Jancek	Keon Johnson	Olivier Nkamhoua	Drew Pember	Uroš Plavšić	Yves Pons	Jaden Springer	Santiago Vescovi	Corey Walker Jr.
Charlotte														
VCU														
vs. #1 Gonzaga														
at Notre Dame														
Colorado	4-4-1	8-3-2	11-3-0	DNP	8-6-3	DNP	4-0-1	2-0-0	INACTIVE	0-0-0	2-10-0	6-2-0	11-2-5	INACTIVE
UT Martin														
Cincinnati	2-3-0	7-1-0	15-12-1	DNP	8-4-3	DNP	7-6-1	0-0-0	DNP	DNP	8-4-0	11-4-1	7-5-3	INJ
Appalachian State	6-6-1	13-3-0	12-5-1	2-1-0	11-8-2	DNP	6-4-3	4-0-0	0-0-0	1-2-0	7-6-1	12-1-0	5-4-4	INJ
Tennessee Tech	0-4-1	15-2-2	13-6-2	0-0-0	15-6-3	0-0-0	13-4-3	8-2-1	0-2-3	4-1-0	10-5-4	21-6-6	0-4-3	INJ
Saint Joseph's	9-5-1	18-0-3	10-6-5	0-1-0	7-7-1	DNP	12-1-5	6-2-0	DNP	1-1-2	13-9-0	10-3-1	16-7-5	INJ
USC Upstate	5-2-0	18-3-1	10-6-2	0-0-0	11-8-5	DNP	4-3-0	9-1-1	DNP	0-1-0	5-2-1	9-4-3	9-0-8	INJ
at #12 Missouri	0-3-0	9-1-1	11-6-1	2-1-0	2-3-4	DNP	6-3-1	0-1-0	0-0-0	1-0-0	13-6-0	13-4-1	15-3-1	DNP
Alabama	2-3-0	16-7-2	7-5-1	0-0-0	2-8-1	DNP	12-8-2	2-2-0	0-1-0	DNP	6-2-0	3-1-0	13-4-1	DNP
Arkansas	0-0-1	17-1-0	16-8-3	DNP	17-9-1	DNP	14-2-1	DNP	DNP	0-0-0	6-3-1	5-0-3	4-2-3	DNP
at Texas A&M	0-1-0	3-2-2	11-5-1	DNP	2-2-5	DNP	7-3-3	4-0-0	DNP	DNP	8-4-3	10-1-6	23-5-3	DNP
at Vanderbilt														
Vanderbilt	0-1-0	11-3-1	15-8-1	3-0-1	9-1-0	DNP	16-3-3	2-0-0	0-0-0	2-1-0	5-5-4	10-7-5	8-4-3	DNP
at Florida	2-4-1	4-2-1	15-4-5	3-5-0	5-5-0	DNP	8-2-3	0-3-0	0-0-0	0-1-0	5-4-0	INJ	7-3-1	DNP
#19 Missouri	0-1-0	12-1-3	7-6-0	2-1-0	12-5-1	DNP	8-2-3	0-1-0	0-0-1	DNP	20-5-0	INJ	3-3-4	DNP
Mississippi State	2-3-0	2-0-2	4-4-2	DNP	5-3-1	DNP	8-1-2	5-4-1	DNP	DNP	13-2-0	9-4-5	8-7-2	DNP
#15 Kansas	DNP	11-2-4	11-6-3	0-0-0	9-11-4	DNP	8-1-0	4-3-0	DNP	0-0-0	17-5-0	13-4-3	7-6-1	DNP
at Ole Miss	0-0-0	3-2-1	8-4-1	DNP	10-6-1	DNP	11-4-4	0-1-0	DNP	DNP	13-4-0	2-3-4	3-2-3	DNP
at Kentucky	2-0-0	9-4-1	0-3-1	DNP	10-10-0	DNP	27-4-3	2-0-0	DNP	0-1-0	6-5-0	23-5-0	3-2-5	DNP
Georgia	0-0-0	7-1-1	4-8-4	0-0-0	18-6-3	DNP	11-2-3	DNP	DNP	DNP	INJ	30-4-2	19-6-3	DNP
at LSU	0-1-0	0-1-1	4-5-1	1-1-0	9-6-1	DNP	12-4-1	2-2-0	DNP	DNP	3-4-0	21-6-7	13-3-2	DNP
South Carolina	0-1-0	29-2-4	19-6-3	0-1-1	INJ	DNP	7-2-5	0-4-1	2-0-0	2-2-1	10-9-1	16-3-5	8-5-5	DNP
Kentucky	DNP	18-3-2	4-7-0	0-0-0	INJ	DNP	15-3-5	2-2-0	DNP	DNP	10-2-0	4-5-1	2-5-4	DNP
at Vanderbilt	DNP	21-3-3	4-3-0	DNP	2-5-1	DNP	6-3-3	4-2-0	0-0-0	DNP	10-10-1	20-3-2	3-5-1	DNP
at Auburn														
Florida														

Rankings listed are Associated Press

GAME-BY-GAME STARTERS

OPPONENT	1	2	3	4	5	OPPONENT	1	2	3	4	5
Charlotte			Canceled			#15 Kansas	Vescovi	Springer	Johnson	Pons	Fulkerson
VCU			Canceled			at Ole Miss	Vescovi	Springer	Johnson	Pons	Fulkerson
vs. #1 Gonzaga			Canceled			at Kentucky	Vescovi	Springer	Johnson	Pons	Fulkerson
at Notre Dame			Canceled			Georgia	Vescovi	Springer	Johnson	James	Fulkerson
Colorado	Vescovi	Bailey Jr.	James	Pons	Fulkerson	at LSU	Vescovi	Springer	Johnson	James	Pons
UT Martin			Canceled			South Carolina	Bailey Jr.	Springer	Johnson	Pons	Fulkerson
Cincinnati	Vescovi	Bailey Jr.	James	Pons	Fulkerson	Kentucky	Bailey Jr.	Springer	Johnson	Pons	Fulkerson
Appalachian State	Vescovi	Bailey Jr.	James	Pons	Fulkerson	at Vanderbilt	Bailey Jr.	Springer	Johnson	Pons	Fulkerson
Tennessee Tech	Vescovi	Bailey Jr.	James	Pons	Fulkerson	at Auburn					
Saint Joseph's	Vescovi	Bailey Jr.	James	Pons	Fulkerson	Florida					
USC Upstate	Vescovi	Bailey Jr.	James	Pons	Fulkerson						
at #12 Missouri	Vescovi	Bailey Jr.	James	Pons	Fulkerson						
Alabama	Vescovi	Bailey Jr.	James	Pons	Fulkerson						
Arkansas	Vescovi	Johnson	James	Pons	Fulkerson						
at Texas A&M	Vescovi	Springer	James	Pons	Fulkerson						
at Vanderbilt			Postponed								
Vanderbilt	Vescovi	Springer	James	Pons	Fulkerson						
at Florida	Vescovi	Johnson	James	Pons	Fulkerson						
#19 Missouri	Vescovi	Johnson	James	Pons	Fulkerson						
Mississippi State	Vescovi	Johnson	James	Pons	Fulkerson						

HIGHS & LOWS

Individual Category	Tennessee	Opponent
Points	30 by Jaden Springer vs. Georgia (2/10/21)	27 by Xavier Pinson, Missouri (1/23/21)
Points (Half)	18 (2nd Half) by Jaden Springer vs. Georgia (2/10/21)	20 (2nd Half) by K.D. Johnson, Georgia (2/10/21)
Field Goals Made	9 4x, last by Victor Bailey Jr. vs. South Carolina (2/17/21)	10 by Xavier Pinson, Missouri (1/23/21)
Field Goals Attempted	17 by Jaden Springer at Kentucky (2/6/21)	20 by AJ Lawson, South Carolina (2/17/21)
Field Goal Percentage (min. 5 made)	.818 (9-11) by Jaden Springer vs. Georgia (2/10/21)	.857 (6-7) by John Petty Jr., Alabama (1/2/21)
3-Pointers Made	7 by Victor Bailey Jr. vs South Carolina (2/17/21)	5 by Davion Mintz, Kentucky (2/20/21)
3-Pointers Attempted	10 by Vescovi at Texas A&M (1/9/21) and Bailey vs. S. Carolina (2/17/21)	10 by AJ Lawson, South Carolina (2/17/21)
3-Point Percentage (min. 2 made)	1.000 (3-3) by James vs. ASU (12/15/20) and Bailey vs. TTU (12/18/20)	1.000 (4-4) by John Petty Jr., Alabama (1/2/21)
Free Throws Made	10 by Jaden Springer at Vanderbilt (2/24/21)	11 by Cameron Thomas, LSU (2/13/21)
Free Throws Attempted	12 by Jaden Springer vs. Georgia (2/10/21)	11 by Cameron Thomas, LSU (2/13/21)
Free Throw Percentage (min. 3 made)	1.000 (10-10) by Jaden Springer at Vanderbilt (2/24/21)	1.000 (11-11) by Cameron Thomas, LSU (2/13/21)
Offensive Rebounds	5 by J. James vs. App State (12/15/20) and VJ Bailey vs. Alabama (1/2/21)	7 by Abdul Ado, Mississippi State (1/26/21)
Defensive Rebounds	9 by Pons vs. St. Joe's (12/21/20) and James vs. Kansas (1/30/21)	10 by Keion Brooks Jr., Kentucky (2/20/21)
Total Rebounds	12 by John Fulkerson vs. Cincinnati (12/12/20)	14 by Keion Brooks Jr., Kentucky (2/20/21)
Assists	8 by Santiago Vescovi vs USC Upstate (12/23/20)	7 by T. Appleby, Florida (1/19/21) and S. Woods, S. Carolina (2/17/21)
Blocks	5 by Yves Pons vs. Alabama (1/2/21)	5 by Omar Payne, Florida (1/19/21)
Steals	4 by K. Johnson vs. Appalachian State (12/15/20) and Miss. State (1/26/21)	3 multiple times, last by Brandon Boston Jr., Kentucky (2/20/21)
Minutes Played	37:13 by Santiago Vescovi vs. Missouri (1/23/21)	40:00 by McKinley Wright IV, Colorado (12/8/20)
Team Category	Tennessee	Opponent
Points	103 vs. Tennessee Tech (12/18/20)	81 by Georgia (2/10/21)
Low	49 at Florida (1/19/21)	38 by Appalachian State (12/15/20)
Points (Half)	56 (1st Half) vs. Saint Joseph's (12/21/20)	55 (2nd Half) by Georgia (2/10/21)
Low	22 (2nd) Half at Florida (1/19/21) and 2nd Half at Ole Miss (2/2/21)	13 (1st Half) by Appalachian State (12/15/20)
Field Goals Made	42 vs. Tennessee Tech (12/18/20)	31 by Florida (1/19/21)
Low	16 at Ole Miss (2/2/21)	12 by Appalachian State (12/15/20)
Field Goals Attempted	72 vs. Tennessee Tech (12/18/20)	65 by Kentucky (2/6/21) and South Carolina (2/17/21)
Low	45 at Ole Miss (2/2/21)	43 by Appalachian State (12/15/20)
Field Goal Percentage	.587 (27-46) at Texas A&M (1/9/21)	.527 (29-55) by Arkansas (1/6/21)
Low	.293 (17-58) at Florida (1/19/21)	.279 (12-43) by Appalachian State (12/15/20)
3-Pointers Made	10 vs. Saint Joseph's (12/21/20) and vs. Georgia (2/10/21)	13 by Vanderbilt (2/24/21)
Low	2 vs. Cincinnati (12/12/20)	3 by Missouri (12/30/20), Miss. State (1/26/21) and Ole Miss (2/2/21)
3-Pointers Attempted	27 at LSU (2/13/21)	33 by Vanderbilt (2/24/21)
Low	7 at Missouri (12/30/20)	14 by Kentucky (2/20/21)
3-Point Percentage	.714 (5-7) at Missouri (12/30/20)	.500 (10-20) by Alabama (1/2/21) and Kentucky (7-14) (2/20/21)
Low	.158 (3-19) vs. Mississippi State (1/26/21)	.188 (3-16) by Missouri (12/30/20)
Free Throws Made	30 vs. Saint Joseph's (12/21/20)	20 by Georgia (2/10/21)
Low	6 at Texas A&M (1/9/21)	3 by USC Upstate (12/23/20) and by Vanderbilt (2/24/21)
Free Throws Attempted	37 vs. Saint Joseph's (12/21/20)	30 by Missouri (12/30/20)
Low	9 vs. Appalachian State (12/15/20) and at Texas A&M (1/9/21)	4 by USC Upstate (12/23/20)
Free Throw Percentage	.941 (16-17) vs. Kansas (1/30/21)	.944 (17-18) by LSU (2/13/21)
Low	.480 (12-25) at Florida (1/19/21)	.500 (3-6) by Vanderbilt (2/24/21)
Personal Fouls	24 at Missouri (12/30/20)	30 by Saint Joseph's (12/21/20)
Low	10 vs. Cincinnati (12/12/20)	14 by Appalachian State (12/15/20)
Total Rebounds	46 vs. Alabama (1/2/21)	44 by Florida (1/19/21)
Low	23 at Texas A&M (1/9/21)	18 by USC Upstate (12/23/20)
Offensive Rebounds	18 vs. Appalachian State (12/15/20) and vs. Alabama (1/2/21)	15 by Mississippi State (1/26/21)
Low	3 at Texas A&M (1/9/21)	4 by LSU (2/13/21)
Assists	28 vs. Tennessee Tech (12/21/20)	16 by Kansas (1/30/21) and by South Carolina (2/17/21)
Low	7 vs. Alabama (1/2/21)	4 by Appalachian State (12/15/20)
Turnovers	18 at Florida (1/19/21) and vs. Missouri (1/23/21)	23 by Colorado (12/8/20)
Low	5 vs. Arkansas (1/6/21)	11 by Missouri (1/23/21), LSU (2/13/21) and Kentucky (2/20/21)
Blocks	9 vs. Arkansas (1/6/21)	7 by Florida (1/19/21)
Low	1 vs. Colorado (12/8/20) and vs. Kansas (1/30/21)	0 4x, last by Vanderbilt (2/24/21)
Steals	13 vs. Appalachian State (12/15/20)	11 by Florida (1/19/21)
Low	3 vs. Alabama (1/2/21) and vs. Kansas (1/30/21)	2 3x, last by Vanderbilt (1/16/21)
Dunks	8 vs. Tennessee Tech (12/18/20)	N/A
Low	0 3x, last at Ole Miss (2/2/21)	

SUPERLATIVES

ATTENDANCE SUMMARY

	Games	Totals	Average
Home	15	62,865	4,191
Away	7	13,080	1,869
Neutral	-	-	-
Total	22	75,945	3,452

TENNESSEE'S RECORD WHEN...

Leading at halftime	14-1
Trailing at halftime	2-5
Tied at halftime	0-0
Leading with 10:00 remaining	14-1
Trailing with 10:00 remaining	2-5
Tied with 10:00 remaining	0-0
Leading with 5:00 remaining	16-0
Trailing with 5:00 remaining	0-6
Tied with 5:00 remaining	0-0
In Overtime	0-0
Tennessee out-rebounds opponent	11-2
Tennessee is out-rebounded	5-4
Same amount of rebounds	0-0
Tennessee commits more turnovers	1-2
Opponent commits more turnovers	15-3
Same amount of turnovers	0-1
Tennessee shoots 50 percent or better	8-0
Opponent shoots 50 percent or better	1-1
Tennessee shoots less than 50 percent	8-6
Opponent shoots less than 50 percent	15-5
Tennessee shoots better than opponent	14-0
Opponent shoots better than Tennessee	2-6
Same shooting percentage	0-0
Tennessee has more free-throw attempts	10-4
Opponent has more free-throw attempts	6-2
Same amount of free-throw attempts	0-0
Tennessee bench outscores opponent bench	8-4
Opponent bench outscores Tennessee bench	7-2
Benches score the same	1-0
Tennessee scores less than 50	0-1
Tennessee scores between 50-59	2-2
Tennessee scores between 60-69	2-3
Tennessee scores between 70-79	4-0
Tennessee scores between 80-89	5-0
Tennessee scores between 90-99	1-0
Tennessee scores 100 or more	2-0
Opponent scores less than 50	3-0
Opponent scores between 50-59	5-1
Opponent scores between 60-69	4-0
Opponent scores between 70-79	3-5
Opponent scores between 80-89	1-0
Opponent scores between 90-99	0-0
Opponent scores 100 or more	0-0
In November	0-0
In December	7-0
In January	5-3
In February	4-3
In March	0-0
On Monday	1-0
On Tuesday	3-2
On Wednesday	6-0
On Thursday	0-0
On Friday	1-0
On Saturday	5-4
On Sunday	0-0

Starting Lineups (listed in order of positions, 1-5)

W-L

7-1	Vescovi, Bailey Jr., James, Pons, Fulkerson
2-2	Vescovi, Johnson, James, Pons, Fulkerson
2-0	Vescovi, Springer, James, Pons, Fulkerson
2-1	Vescovi, Springer, Johnson, Pons, Fulkerson
1-0	Vescovi, Springer, Johnson, James, Fulkerson
0-1	Vescovi, Springer, Johnson, James, Pons
2-1	Bailey Jr., Springer, Johnson, Pons, Fulkerson

Margin of Victory/Defeat

	1	2	3	4	5	6	7	8	9	10	11-15	16-19	20-24	25+
Wins	-	-	1	-	1	-	-	1	2	-	3	1	4	3
Losses	-	1	-	-	-	-	-	1	1	-	2	-	-	1

Most First Half Points

Tennessee	56	vs. Saint Joseph's (12/21/20)
Opponents	42	Kentucky (2/6/21)

Fewest First Half Points

Tennessee	26	vs. Mississippi State (1/26/21)
Opponents	13	Appalachian State (12/15/20)

Largest Halftime Lead

Tennessee	27	vs. Tennessee Tech (12/18/20)
Opponents	15	Kentucky (2/20/21)

Jump Balls Controlled

Tennessee	12
Opponents	10

How Scored First Points

Lay-up	8
3-Pointer	5
Jump Shot	5
Hook/Over Shoulder	2
Free Throw	1
Tip-in	-
Dunk	-

Scored UT's First Points

John Fulkerson	6
Keon Johnson	4
Jaden Springer	3
Santiago Vescovi	3
Victor Bailey Jr.	2
Josiah James	2
Yves Pons	1

First Off UT Bench[^]

Keon Johnson	9
Jaden Springer	8
Victor Bailey Jr.	6
Olivier Nkamhoua	6
E.J. Anosike	4
Josiah James	3
John Fulkerson	1
Santiago Vescovi	1

[^] includes multiple subs

Dunks

	Sea	Car
Yves Pons	21	64
John Fulkerson	14	63
Keon Johnson	11	11
Olivier Nkamhoua	6	14
Josiah James	3	8
Victor Bailey Jr.	2	2
Jaden Springer	2	2
Drew Pember	1	1
Uros Plavsic	1	3
Davonte Gaines	-	2

Points Leader* Sea Car

Victor Bailey Jr.	8	8
Yves Pons	4	6
John Fulkerson	3	16
Jaden Springer	3	3
Santiago Vescovi	3	7
Keon Johnson	2	2
Josiah James	1	2
Uros Plavsic	-	1

Reb. Leader* Sea Car

Josiah James	10	10
John Fulkerson	8	25
Yves Pons	5	13
Jaden Springer	2	2
Santiago Vescovi	2	3
Davonte Gaines	1	1
Keon Johnson	1	1
Josiah James	-	7
Olivier Nkamhoua	-	2

Assists Leader* Sea Car

Santiago Vescovi	9	17
Jaden Springer	8	8
Keon Johnson	6	6
John Fulkerson	4	9
Victor Bailey Jr.	3	3
Josiah James	3	13
Yves Pons	-	1

Steals Leader* Sea Car

Josiah James	10	18
Jaden Springer	6	6
Santiago Vescovi	5	10
Keon Johnson	4	4
Victor Bailey Jr.	3	3
Yves Pons	3	11
Davonte Gaines	2	7
John Fulkerson	1	23
Olivier Nkamhoua	1	1
Drew Pember	-	1
Uros Plavsic	-	1

Most Second Half Points

Tennessee	54	vs. Tennessee Tech (12/18/20)
Opponents	55	Georgia (2/10/21)

Fewest Second Half Points

Tennessee	22	at Florida (1/19) and at Ole Miss (2/2)
Opponents	23	Colorado (12/8/20)

Largest Margin of Victory

Tennessee	54	vs. Tennessee Tech (12/18/20)
Opponents	26	Florida (1/19/21)

Blocks Leader* Sea Car

Yves Pons	11	38
Josiah James	8	11
Jaden Springer	4	4
John Fulkerson	3	22
Keon Johnson	3	3
E.J. Anosike	1	1
Victor Bailey Jr.	1	1
Olivier Nkamhoua	1	4
Uros Plavsic	1	1
Davonte Gaines	-	3

10+ Points Sea Car

John Fulkerson	13	40
Jaden Springer	13	13
Victor Bailey Jr.	12	12
Keon Johnson	10	10
Yves Pons	10	29
Josiah James	8	18
Santiago Vescovi	7	18
Olivier Nkamhoua	-	3
Uros Plavsic	-	1

20+ Points Sea Car

Jaden Springer	5	5
Victor Bailey Jr.	2	2
Keon Johnson	1	1
Yves Pons	1	2
Santiago Vescovi	1	2
John Fulkerson	-	4

30+ Points Sea Car

Jaden Springer	1	1
----------------	---	---

10+ Rebounds Sea Car

Josiah James	2	4
Yves Pons	2	5
John Fulkerson	1	5
Olivier Nkamhoua	-	2

10+ Assists Sea Car

John Fulkerson	1	5
Josiah James	1	1
Yves Pons	1	3
Olivier Nkamhoua	-	1

Charges Drawn Sea Car

Keon Johnson	11	11
Yves Pons	8	18
Santiago Vescovi	6	9
Jaden Springer	4	4
Victor Bailey Jr.	2	2
John Fulkerson	2	11
Davonte Gaines	2	5
Olivier Nkamhoua	2	2
E.J. Anosike	1	1
Josiah James	1	2

Floor Burns

(Diving Efforts) **Sea Car**

Keon Johnson	12	12
Yves Pons	10	27
Josiah James	9	17
John Fulkerson	7	9
Jaden Springer	7	7
Santiago Vescovi	7	14
E.J. Anosike	4	4
Victor Bailey Jr.	4	4
Drew Pember	1	4
Davonte Gaines	-	17
Olivier Nkamhoua	-	2

Free Throws in

Final Four Minutes[^]

Santiago Vescovi	14-14
Yves Pons	5-5
Jaden Springer	11-13
Davonte Gaines	6-8
E.J. Anosike	3-4
John Fulkerson	3-4
Victor Bailey Jr.	10-13
Josiah James	3-5
Keon Johnson	21-31
Uros Plavsic	2-6
Davonte Gaines	1-4
Olivier Nkamhoua	0-2

[^] Includes all ties

[^] also includes all of OT

TENNESSEE BASKETBALL

BOX SCORES

T Official Basketball Box Score - Final
Colorado at Tennessee
12/20/20 Thompson-Boling Arena, Knoxville, Tenn.
2020-21 Tennessee Men's Basketball

Game Date: 12/21/20
Game Duration: 2:10
Attendance: 4,191

Officials: Patrick Davis, Geoff Johnson, Corey Johnston

Colorado - 47 **Tennessee - 81**

NO. Name	Min	FG	3P	FT	Rebounds	Assists	TP	AS	TS	Blocks	PF	Shooting By Period
		M/A	M/A	M/A	OR	DR						1st
21 Evan Baynes	26:14	2-6	0-1	1-2	3	2	4	0	1	0	2	10/20
13 Dallas Walton	01:00	1-1	0-0	2-2	1	0	4	0	0	0	0	1/1
2 Madison Daniels	22:53	1-3	0-0	4-4	2	2	2	1	0	0	0	1/1
11 Keevan Balthasar	06:56	3-2	1-0	0-0	1	1	0	2	2	1	0	1/1
3 Nickolas Wright	02:00	0-0	0-0	0-0	0	0	0	0	0	0	0	0/0
5 D'Shaun Schwartz	24:23	4-5	0-0	1-2	3	0	3	1	1	0	0	10/15
41 Jonah Horne	24:01	4-8	3-4	2-2	3	3	1	1	0	0	0	0/0
12 Jashawn Walker	09:49	0-3	0-1	2-2	1	0	0	0	0	0	0	0/0
23 Nique Clifford	03:16	1-1	0-0	0-0	0	0	2	0	0	0	0	0/0
22 Tyshawn Black	08:46	1-1	0-0	0-0	0	0	0	0	0	0	0	0/0
Team		4	0	4	0	0	0	1	1	0	0	0/0
Totals	16:48	15-22	10-12	28-38	17	17	27	10	23	0	1	22/35

Tennessee - 56

NO. Name	Min	FG	3P	FT	Rebounds	Assists	TP	AS	TS	Blocks	PF	Shooting By Period
		M/A	M/A	M/A	OR	DR						1st
10 John Fulkerson	23:07	4-10	0-1	3-4	1	2	3	1	0	0	1	12/12
30 Yves Pons	13:16	1-5	0-0	4-6	1	0	2	2	0	0	0	0/0
5 Josiah-Jordan James	00:41	2-6	0-3	4-4	2	4	0	2	8	3	0	4/4
12 Victor Bailey Jr.	04:50	3-7	2-4	2-0	3	2	0	0	0	0	0	0/0
25 Santiago Vescovi	04:46	2-2	0-0	2-2	1	1	1	0	0	0	0	0/0
45 Keon Johnson	13:07	3-3	0-0	0-0	0	2	4	1	0	0	0	0/0
45 E.J. Anselme	04:00	0-0	0-0	2-4	4	1	0	1	0	0	0	0/0
11 Jaden Springer	08:56	2-3	2-2	0-1	2	1	1	0	0	0	0	0/0
13 Olivier Nkamhoua	08:13	1-3	0-0	0-0	0	0	0	0	0	0	0	0/0
23 Uzo Ekezie	05:13	0-0	0-0	0-0	0	0	0	0	0	0	0	0/0
Team		5	2	2	0	0	0	0	0	0	0	0/0
Totals	19:43	11-19	11-11	21-30	15	17	15	12	11	0	1	0/0

Technical Fouls: NONE

Biggest Lead	CINCY	TENN
11 (11:27:20)	16 (10:27:30)	16 (10:27:30)
Best Scoring Run	7 (11:42:16)	12 (11:17:22)
Lead Changes	1	2
Times Tied	0:00	3:24
Time with Lead	00:00	3:24

- In its first game in 276 days, the 12th-ranked Tennessee basketball team took down Colorado in a tight defensive affair, 56-47, on Dec. 8, 2020.
- Tennessee saw a balanced effort across the board with nine of 10 Vols who saw action getting on the score sheet, while **Jashawn Walker** led Colorado with 15 points and 11 rebounds.
- **John Fulkerson** and **Santiago Vescovi** led the Big Orange in scoring with 11 points apiece, while **Yves Pons** was a beast on the boards, pulling in a team-high 10 rebounds.
- Vescovi also added a game-high five assists.
- Sophomore **Josiah-Jordan James** had the most balanced game for the Vols, tallying eight points—knocking down all four of his attempts from the charity stripe—six rebounds, three assists and three steals.
- Redshirt junior **Victor Bailey Jr.**, who made his debut with Tennessee after sitting out last season as a transfer, earned the start and was explosive in the early going, draining his first three shot attempts to score eight first-half points.
- Tennessee's freshman duo of **Keon Johnson** and **Jaden Springer** combined for 10 second-half points and was key to the Vols pulling away late.
- The Vols came roaring out of quarantine, opening the night on a 12-2 run through the game's first four minutes. James and Fulkerson led the way with five and four points, respectively, during that early stretch.
- The Buffaloes responded to UT's initial punch, coming within as few as four points with less than a minute to play in the half. However, Tennessee's stifling defense and a timely 3-pointer from Vescovi took the Vols into the locker room with a 31-24 lead.
- Tennessee's starting lineup featured five left-handers in Bailey Jr., Fulkerson, James, Pons and Vescovi featuring five left-handers.

T Official Basketball Box Score - Final
Appalachian State at Tennessee
12/20/20 Thompson-Boling Arena, Knoxville, Tenn.
2020-21 Tennessee Men's Basketball

Game Date: 12/21/20
Game Duration: 2:10
Attendance: 4,191

Officials: Tony Davis, Cliff Jones, Jeffery Anderson

Appalachian State - 38 **Tennessee - 81**

NO. Name	Min	FG	3P	FT	Rebounds	Assists	TP	AS	TS	Blocks	PF	Shooting By Period
		M/A	M/A	M/A	OR	DR						1st
25 Jerron Lewis Jr.	31:01	2-10	0-0	0-0	1	1	1	1	1	1	1	1/1
2 Jerron Lewis Jr.	19:04	1-3	0-0	0-0	2	2	1	1	0	0	0	0/0
22 Jerron Lewis Jr.	19:04	1-3	0-0	0-0	2	2	1	1	0	0	0	0/0
20 Adam Deitz	20:00	2-6	1-4	0-0	1	1	2	0	0	0	0	0/0
24 RJ Wilcox	03:03	0-0	0-0	0-0	0	0	0	0	0	0	0	0/0
4 RJ Wilcox	23:43	2-3	2-2	0-0	1	4	1	0	0	0	0	0/0
4 RJ Wilcox	17:49	0-3	0-0	0-0	1	2	0	0	0	0	0	0/0
10 Keanu Brown	09:49	0-1	0-0	0-0	0	0	0	0	0	0	0	0/0
10 Keanu Brown	08:36	0-1	0-0	0-0	0	0	0	0	0	0	0	0/0
10 Keanu Brown	08:36	0-1	0-0	0-0	0	0	0	0	0	0	0	0/0
Team		2	1	3	0	0	0	0	0	0	0	0/0
Totals	12:43	12-21	5-8	18-27	14	18	38	4	13	2	1	0/0

Tennessee - 79

NO. Name	Min	FG	3P	FT	Rebounds	Assists	TP	AS	TS	Blocks	PF	Shooting By Period
		M/A	M/A	M/A	OR	DR						1st
10 John Fulkerson	22:09	6-9	0-0	0-0	1	4	5	1	2	1	2	12/12
30 Yves Pons	13:16	1-5	0-0	4-6	1	0	2	2	0	0	0	0/0
5 Josiah-Jordan James	00:41	2-6	0-3	4-4	2	4	0	2	8	3	0	4/4
12 Victor Bailey Jr.	04:50	3-7	2-4	2-0	3	2	0	0	0	0	0	0/0
25 Santiago Vescovi	04:46	2-2	0-0	2-2	1	1	1	0	0	0	0	0/0
45 Keon Johnson	13:07	3-3	0-0	0-0	0	2	4	1	0	0	0	0/0
45 E.J. Anselme	04:00	0-0	0-0	2-4	4	1	0	1	0	0	0	0/0
11 Jaden Springer	08:56	2-3	2-2	0-1	2	1	1	0	0	0	0	0/0
13 Olivier Nkamhoua	08:13	1-3	0-0	0-0	0	0	0	0	0	0	0	0/0
23 Uzo Ekezie	05:13	0-0	0-0	0-0	0	0	0	0	0	0	0	0/0
3 Drew Penber	04:42	0-1	0-0	0-0	0	0	0	0	0	0	0	0/0
Team		13	5	13	0	0	0	0	0	0	0	0/0
Totals	13:45	16-23	10-12	28-38	17	17	27	10	23	0	1	22/35

Technical Fouls: NONE

Biggest Lead	APPST	TENN
11 (11:27:20)	42 (11:17:22)	16 (10:27:30)
Best Scoring Run	7 (11:42:16)	12 (11:17:22)
Lead Changes	0	2
Times Tied	0:00	3:24
Time with Lead	00:00	3:24

- A double-digit scorer and a suffocating defensive effort led the 10th-ranked Tennessee basketball team to a dominant, 79-38, victory over Appalachian State on Dec. 15, 2020, inside Thompson-Boling Arena.
- The Mountaineers' 38 points were the fewest points a Tennessee team has allowed during the tenure of sixth-year head coach **Rick Barnes**.
- On the boards, the Vols were dominant for the second consecutive game, winning the rebound margin, 45-27.
- Junior guard **Victor Bailey Jr.** led the Vols in scoring with 13 points in just 19 minutes of action.
- Sophomore **Josiah-Jordan James** posted season-highs in both points (11) and rebounds (8), with five of his boards coming on the offensive glass. He also knocked down all three of his attempts from 3-point range.
- Freshman **Jaden Springer** came off the bench to score 12 points on a highly efficient night from the field, knocking down six of his eight attempts.
- Senior **John Fulkerson** was the most complete Vol on the night, tallying 12 points on 6-of-9 shooting, with five rebounds, three steals and a pair of blocks.
- Tennessee came storming out of the gates, opening the game with an 18-4 run. During that stretch, the Vols held App State without a field goal for the contest's first seven-plus minutes while also forcing four turnovers.
- The Big Orange continued to pour it on as the half progressed, holding the Mountaineers to just four made field goals all while spreading the wealth on offense. Eight of nine Vols who saw first-half action penned their names on the score sheet as UT took a 36-13 lead into the halftime break.
- Appalachian State's 13 first-half points were the fewest given up in a half by the Vols since Nov. 6, 2018. On that date, UT held Division II LeNoir-Rhyme to 11 points in the second half and walked away with an 86-41 victory.
- Tennessee maintained control throughout the second half, shooting .464 from the field as a team and maintaining its stifling effort on the defensive side of the floor to walk away with the 41-point win.

T Official Basketball Box Score - Final
Saint Joseph's at Tennessee
12/20/20 Thompson-Boling Arena, Knoxville, Tenn.
2020-21 Tennessee Men's Basketball

Game Date: 12/21/20
Game Duration: 2:10
Attendance: 4,191

Officials: Tony Davis, Cliff Jones, Jeffery Anderson

Saint Joseph's - 66 **Tennessee - 81**

NO. Name	Min	FG	3P	FT	Rebounds	Assists	TP	AS	TS	Blocks	PF	Shooting By Period
		M/A	M/A	M/A	OR	DR						1st
11 Anthony Longo	14:31	3-4	0-0	0-1	2	2	5	1	0	0	0	0/0
13 Jordan Truitt	11:59	0-2	0-0	0-0	0	0	0	0	0	0	0	0/0
22 Jordan Hill	20:00	2-6	0-0	0-0	0	3	4	0	0	0	0	0/0
33 Taylor Fox	26:55	4-10	1-1	0-0	5	9	10	2	0	0	0	0/0
1 Javon Dale	01:00	0-0	0-0	0-0	0	0	0	0	0	0	0	0/0
0 Danny Bishop	30:03	4-11	1-4	3-3	2	2	0	1	12	13	0	2/2
11 Rahm Moore	20:05	3-6	0-1	4-4	1	1	3	7	13	11	0	1/1
10 Jordan Johnson	02:00	0-0	0-0	0-0	0	0	0	0	0	0	0	0/0
24 Jack Forrest	21:50	3-8	2-4	1-1	2	2	2	1	2	0	0	0/0
Team	25:46	22-34	15-21	12-12	11	21	32	16	13	0	1	0/0
Totals	16:48	15-22	10-12	28-38	17	17	27	10	23	0	1	22/35

Tennessee - 80

NO. Name	Min	FG	3P	FT	Rebounds	Assists	TP	AS	TS	Blocks	PF	Shooting By Period
		M/A	M/A	M/A	OR	DR						1st
10 John Fulkerson	22:22	3-8	0-0	4-4	1	0	1	0	1	0	1	12/12
30 Yves Pons	13:16	1-5	0-0	4-6	1	0	2	2	0	0	0	0/0
5 Josiah-Jordan James	00:41	2-6	0-3	4-4	2	4	0	2	8	3	0	4/4
12 Victor Bailey Jr.	04:50	3-7	2-4	2-0	3	2	0	0	0	0	0	0/0
25 Santiago Vescovi	04:46	2-2	0-0	2-2	1	1	1	0	0	0	0	0/0
45 Keon Johnson	13:07	3-3	0-0	0-0	0	2	4	1	0	0	0	0/0
45 E.J. Anselme	04:00	0-0	0-0	2-4	4	1	0	1	0	0	0	0/0
11 Jaden Springer	08:56	2-3	2-2	0-1	2	1	1	0	0	0	0	0/0
13 Olivier Nkamhoua	08:13	1-3	0-0	0-0	0	0	0	0	0	0	0	0/0
23 Uzo Ekezie	05:13	0-0	0-0	0-0	0	0	0	0	0	0	0	0/0
0 Donteae Ganes	01:30	0-0	0-0	0-0	0	0	0	0	0	0	0	0/0
Team		13	5	13	0	0	0	0	0	0	0	0/0
Totals	16:48	15-22	10-12	28-38	17	17	27	10	23	0	1	22/35

Technical Fouls: NONE

Biggest Lead	SJU	TENN
11 (11:27:20)	38 (11:27:20)	16 (10:27:30)
Best Scoring		

TENNESSEE BASKETBALL

BOX SCORES



Official Basketball Box Score - Final
Tennessee at Missouri
12/20/21 Missouri Arena, Columbia, Mo.
Attendance: 3,134

Tennessee - 72		Record: 12-10-0									
NO. Name	Min	FG	3P	FT	Rebounds	Assists	Blocks	Steals	Turnovers	PF	PTS
Min	FG	3P	FT	Rebounds	Assists	Blocks	Steals	Turnovers	PF	PTS	
10 John Fulkerson	27:57	10-19	3-7	2-2	11	1	1	1	1	1	25
35 Yves Pons	23:41	5-9	0-0	1-2	5	2	2	4	0	2	11
5 Josiah-Jordan James	22:31	4-13	1-3	0-0	3	1	1	2	1	0	9
12 Victor Bailey Jr.	21:44	4-12	0-0	0-1	1	2	0	1	3	0	9
25 Santiago Vescovi	20:11	5-7	2-2	0-0	2	1	1	1	0	0	6
11 Jaden Springer	18:47	4-7	1-2	2-2	3	1	1	1	1	1	11
45 Keon Johnson	19:01	3-6	0-1	3-3	2	2	1	1	0	0	9
56 E.J. Anzola	18:46	4-7	1-2	2-2	3	1	1	1	1	1	9
13 Olivier Nabouha	04:22	0-1	0-0	1-2	0	0	0	0	0	0	0
00 Davonte Gaines	02:09	1-1	0-0	1-1	1	1	1	0	0	0	2
3 Drew Pender	02:05	0-1	0-0	0-0	0	0	0	0	0	0	0
33 Uins Playac	02:05	0-1	0-0	1-2	0	0	0	0	0	0	0
Team											
Totals	120:00	57-104	14-31	19-26	38	14	8	14	18	14	114

Technical Fouls: NONE
Shooting By Period: 1st 20% 2nd 23% 3rd 21% 4th 28%
1st FG: 10-19 (52.6%)
2nd FG: 5-9 (55.6%)
3rd FG: 4-13 (30.8%)
4th FG: 5-7 (71.4%)
3P: 3-7 (42.9%)
FT: 2-2 (100%)
GMFO: 27-54 (50.0%)
Dead Ball Rebounds: 3-4



Official Basketball Box Score - Final
Arkansas at Tennessee
12/20/21 Thompson-Boling Arena, Knoxville, Tenn.
Attendance: 4,971

Arkansas - 74		Record: 9-21-0-1									
NO. Name	Min	FG	3P	FT	Rebounds	Assists	Blocks	Steals	Turnovers	PF	PTS
Min	FG	3P	FT	Rebounds	Assists	Blocks	Steals	Turnovers	PF	PTS	
10 Jody Williams	15:34	3-5	0-0	0-0	2	2	1	0	4	0	6
11 Jaden Tate	15:27	7-11	1-2	0-0	5	5	2	1	6	0	15
23 Connor Sawyer	15:27	0-3	0-1	2-2	2	2	2	0	2	0	2
3 Drell Blair	14:06	0-1	0-0	1-1	0	0	0	0	0	0	0
5 Mason Miller	12:42	1-4	0-0	0-0	2	2	2	1	0	0	2
2 Vance Jackson	12:35	0-10	0-0	0-0	9	9	2	1	14	0	0
1 Jodie Rabe	12:40	1-1	0-0	0-0	1	1	1	0	1	0	2
12 Kwadwo Boateng	07:47	0-0	0-0	0-0	2	2	2	1	0	0	0
4 Davonte Davis	05:21	1-2	0-0	0-0	0	0	0	0	1	0	2
24 Brian Henderson	03:27	0-2	0-0	0-0	1	1	1	0	0	0	0
Team											
Totals	120:00	25-55	8-20	16-21	61	31	22	12	74	12	62

Technical Fouls: NONE
Shooting By Period: 1st 20% 2nd 23% 3rd 21% 4th 28%
1st FG: 10-19 (52.6%)
2nd FG: 5-9 (55.6%)
3rd FG: 4-13 (30.8%)
4th FG: 5-7 (71.4%)
3P: 3-7 (42.9%)
FT: 2-2 (100%)
GMFO: 27-54 (50.0%)
Dead Ball Rebounds: 3-4



Official Basketball Box Score - Final
Vanderbilt at Tennessee
12/20/21 Thompson-Boling Arena, Knoxville, Tenn.
Attendance: 4,971

Vanderbilt - 61		Record: 14-6-0-1									
NO. Name	Min	FG	3P	FT	Rebounds	Assists	Blocks	Steals	Turnovers	PF	PTS
Min	FG	3P	FT	Rebounds	Assists	Blocks	Steals	Turnovers	PF	PTS	
1 Dylan Dismus	34:22	7-9	1-3	4-5	5	5	3	1	2	0	16
15 Clayton Brown	22:58	0-1	0-0	0-0	2	5	2	0	0	0	0
2 Scotty Pippen Jr.	22:08	0-2	0-0	0-0	1	4	2	3	6	1	0
3 Maxwell Evans	19:38	0-2	0-0	0-0	1	4	5	1	0	0	0
5 D.J. Harvey	19:38	2-8	1-3	4-4	6	1	1	1	0	0	7
4 Jordan Wright	21:28	3-4	0-0	2-2	4	4	2	4	4	0	8
10 Mike Stone	21:24	1-4	0-0	1-2	1	1	1	1	2	0	3
12 Treveon Anderson	19:51	1-0	0-0	0-0	0	0	0	0	0	0	0
42 Quantez McCalister	04:27	0-0	0-0	0-0	0	0	0	0	0	0	0
14 Jordan Johnson	04:27	0-0	0-0	0-0	0	0	0	0	0	0	0
00 Ekiye Okima	01:28	0-0	0-0	0-0	1	1	0	0	0	0	0
20 Max Addison	00:45	0-0	0-0	0-0	0	0	0	0	0	0	0
34 Reeves O'Quinn	00:40	0-0	0-0	0-0	0	0	0	0	0	0	0
Team											
Totals	120:00	25-52	10-21	19-22	31	27	17	0	41	12	61

Technical Fouls: NONE
Shooting By Period: 1st 20% 2nd 23% 3rd 21% 4th 28%
1st FG: 10-19 (52.6%)
2nd FG: 5-9 (55.6%)
3rd FG: 4-13 (30.8%)
4th FG: 5-7 (71.4%)
3P: 3-7 (42.9%)
FT: 2-2 (100%)
GMFO: 27-54 (50.0%)
Dead Ball Rebounds: 3-4

Missouri - 55		Record: 8-17-0									
NO. Name	Min	FG	3P	FT	Rebounds	Assists	Blocks	Steals	Turnovers	PF	PTS
Min	FG	3P	FT	Rebounds	Assists	Blocks	Steals	Turnovers	PF	PTS	
22 Jeremiah Tillson	35:37	5-10	0-0	5-6	3	4	1	3	1	1	17
24 Keeble Brown	35:10	3-8	0-0	0-0	1	4	5	1	4	0	6
1 Xavier Prinson	34:21	2-7	1-4	6-9	0	0	1	2	0	0	6
12 Drew Smith	30:52	0-2	0-0	0-2	3	3	1	2	0	0	0
13 Mark Smith	30:26	2-2	0-0	1-1	1	2	1	1	0	0	5
4 Jaden Rickard	15:44	0-0	0-0	0-0	0	0	0	0	0	0	0
5 Mitchell Smith	16:16	1-5	1-2	4-4	2	2	1	2	0	0	5
2 Drew Buggs	16:06	0-0	0-0	1-1	1	1	0	0	0	0	0
11 Dexter Braun	16:05	2-3	0-1	2-4	1	2	1	1	0	0	4
00 Terrence Williams	14:17	1-2	0-0	0-0	1	0	0	0	0	0	2
22 Jordan Wilcox	08:01	0-0	0-0	0-0	0	0	0	0	0	0	0
33 Uins Playac	02:05	0-1	0-0	0-0	0	0	0	0	0	0	0
Team											
Totals	120:00	21-44	3-16	18-25	18	25	13	14	21	6	55

Technical Fouls: NONE
Shooting By Period: 1st 20% 2nd 23% 3rd 21% 4th 28%
1st FG: 10-19 (52.6%)
2nd FG: 5-9 (55.6%)
3rd FG: 4-13 (30.8%)
4th FG: 5-7 (71.4%)
3P: 3-7 (42.9%)
FT: 2-2 (100%)
GMFO: 27-54 (50.0%)
Dead Ball Rebounds: 3-4

Tennessee - 79		Record: 12-10-0-1									
NO. Name	Min	FG	3P	FT	Rebounds	Assists	Blocks	Steals	Turnovers	PF	PTS
Min	FG	3P	FT	Rebounds	Assists	Blocks	Steals	Turnovers	PF	PTS	
10 John Fulkerson	33:27	11-11	0-0	4-4	8	0	0	1	0	0	26
35 Yves Pons	32:38	3-4	0-0	0-0	2	1	0	1	6	0	6
5 Josiah-Jordan James	30:29	6-11	2-5	2-2	1	8	3	1	7	0	16
25 Santiago Vescovi	29:41	5-8	0-0	0-0	2	2	0	3	2	0	10
45 Keon Johnson	28:43	4-6	0-0	0-0	2	2	0	1	1	0	8
11 Jaden Springer	20:28	2-2	1-1	0-0	0	0	0	2	1	0	5
12 Kwadwo Boateng	22:13	0-0	0-0	0-0	2	2	1	0	0	0	0
56 E.J. Anzola	04:04	0-0	0-0	0-0	0	0	0	0	0	0	0
33 Uins Playac	02:01	0-0	0-0	0-0	0	0	0	0	0	0	0
Team											
Totals	120:00	47-61	0-0	0-0	22	28	12	22	79	13	50

Technical Fouls: NONE
Shooting By Period: 1st 20% 2nd 23% 3rd 21% 4th 28%
1st FG: 10-19 (52.6%)
2nd FG: 5-9 (55.6%)
3rd FG: 4-13 (30.8%)
4th FG: 5-7 (71.4%)
3P: 3-7 (42.9%)
FT: 2-2 (100%)
GMFO: 27-54 (50.0%)
Dead Ball Rebounds: 3-4

Tennessee - 81		Record: 12-10-0-1									
NO. Name	Min	FG	3P	FT	Rebounds	Assists	Blocks	Steals	Turnovers	PF	PTS
Min	FG	3P	FT	Rebounds	Assists	Blocks	Steals	Turnovers	PF	PTS	
10 John Fulkerson	27:20	5-6	0-0	5-6	7	9	1	1	1	0	15
35 Yves Pons	26:19	2-5	0-0	1-2	3	3	3	1	4	1	5
5 Josiah-Jordan James	30:31	1-5	0-0	1-1	2	3	0	1	0	0	3
25 Santiago Vescovi	30:31	1-5	0-0	2-2	4	2	1	2	1	0	4
45 Keon Johnson	29:43	3-7	0-0	3-3	2	3	2	1	1	0	9
11 Jaden Springer	18:58	2-3	1-2	1-2	1	1	1	1	0	0	5
12 Kwadwo Boateng	06:48	1-1	0-0	0-0	0	0	0	0	0	0	2
56 E.J. Anzola	04:10	1-1	0-0	1-1	1	1	0	0	0	0	2
00 Davonte Gaines	01:55	1-1	0-0	1-1	0	0	0	0	0	0	2
33 Uins Playac	01:51	0-0	0-0	0-0	0	0	0	0	0	0	0
3 Drew Pender	00:41	0-0	0-0	0-0	0	0	0	0	0	0	0
Team											
Totals	120:00	28-51	0-0	12-13	19	27	10	11	21	8	61

Technical Fouls: NONE
Shooting By Period: 1st 20% 2nd 23% 3rd 21% 4th 28%
1st FG: 10-19 (52.6%)
2nd FG: 5-9 (55.6%)
3rd FG: 4-13 (30.8%)
4th FG: 5-7 (71.4%)
3P: 3-7 (42.9%)
FT: 2-2 (100%)
GMFO: 27-54 (50.0%)
Dead Ball Rebounds: 3-4

Arkansas - 74		Record: 9-21-0-1									
NO. Name	Min	FG	3P	FT	Rebounds	Assists	Blocks	Steals	Turnovers	PF	PTS
Min	FG	3P	FT	Rebounds	Assists	Blocks	Steals	Turnovers	PF	PTS	
10 Jody Williams	33:27	11-11	0-0	4-4	8	0	0	1	0	0	26
11 Jaden Tate	32:38	3-4	0-0	0-0	2	1	0	1	6	0	6
23 Connor Sawyer	30:29	6-11	2-5	2-2	1	8	3	1	7	0	16
3 Drell Blair	29:41	5-8	0-0	0-0	2	2	0	3	2	0	10
5 Mason Miller	28:43	4-6	0-0	0-0	2	2	0	1	1	0</	

TENNESSEE BASKETBALL

BOX SCORES



Official Box Score - First Missouri at Tennessee
03/21/2021 Thompson-Boling Arena, Knoxville, Tenn.
2021 Tennessee Men's Basketball

Game Time: 8:11 PM
Game Duration: 2:01
Attendance: 4,191

Officials: Terry O'Quinn, Travis Green, Tyrone Turner

Missouri - 73													
Record: 16-2 (4-6)													
NO.	Name	Min	FG	3P	FT	Rebounds	Fouls	PTS	AST	TO	ST	Blocks	
			M/A	M/A	M/A	OR	DR					BLK	
10	Jordan Johnson	31:02	1-3	0-0	2-2	2	4	2	1	1	1	1	
24	Keon Johnson	17:58	1-2	0-0	1-1	2	4	3	1	2	0	0	
3	Yves Pons	21:53	3-5	1-2	2-2	5	3	5	1	1	2	1	
12	Victor Bailey Jr.	20:16	2-6	1-2	2-2	4	3	4	1	1	1	0	
23	Drew Smith	19:58	2-6	1-2	2-2	4	3	4	1	1	1	0	
10	Mark Smith	08:16	0-0	0-0	1-1	2	3	2	1	1	0	0	
2	Drew Hedges	07:12	0-1	0-0	0-0	1	1	0	1	1	0	0	
5	Malik Smith	25:29	0-1	0-0	1-1	2	0	0	1	0	1	0	
23	Quinten Post	20:21	2-5	1-2	2-2	3	1	6	0	0	0	0	
Team		25:57	8-19	3-5	10-10	22	24	34	10	11	10	2	4
Technical Fouls: NONE													

Tennessee - 64												
Record: 16-3 (4-6)												
NO.	Name	Min	FG	3P	FT	Rebounds	Fouls	PTS	AST	TO	ST	Blocks
			M/A	M/A	M/A	OR	DR					BLK
10	John Fulkerson	25:50	2-7	0-0	1-1	2	4	3	2	7	0	0
35	Yves Pons	34:58	6-11	3-6	2-2	3	5	14	4	4	2	0
5	Josiah-Jordan James	29:02	4-12	2-9	2-2	3	5	4	2	1	1	1
25	Santiago Vescovi	37:17	5-13	2-4	1-2	3	3	13	3	4	4	1
40	Keon Johnson	42:50	3-8	1-2	2-2	3	2	3	3	0	0	0
12	Victor Bailey Jr.	35:21	4-7	2-3	2-2	1	2	13	3	2	2	0
1	Dwaine Gentry	01:24	0-0	0-0	1-1	2	2	0	0	1	0	0
33	Oliver Nkamhoua	01:38	0-1	0-0	1-1	1	0	0	0	0	0	0
55	E.J. Anselme	00:02	0-0	0-0	0-0	1	1	0	0	0	0	0
13	Grant Williams	02:52	0-1	0-0	0-0	0	0	0	0	0	0	0
Team		21:48	19-52	13-21	19	23	19	42	18	4	4	2
Technical Fouls: NONE												

Biggest Lead												
MSU	TENN	Points From Turnovers	MSU	TENN								
14 (21:16)	11 (17:20)	17	17	16								
Best Scoring Run (11:15)	11 (17:20)	Points From Second Chance	23	10								
Lead Changes	0	Fast Breaks	8	4								
Times Tied	0	Bench	11	18								
Time with Lead	30:00	0:00	0:00	0:00								

- A 27-point scoring outburst from **Xavier Pinson** and a turnover-plagued offensive effort did the sixth-ranked Tennessee basketball team on Jan. 23, 2021, as the Volunteers led to 19th-ranked Missouri, 73-64, at Thompson-Boling Arena.
- Missouri recorded 10 steals and forced 18 Tennessee turnovers. The Vols have lost two straight for the first time this season.
- The Vols were led in scoring by senior **Yves Pons**, who scored a season-high 20 points on 6-of-11 shooting. The reigning SEC Defensive Player of the Year also pulled in five rebounds and blocked two shots.
- Junior guard **Victor Bailey Jr.** scored 12 points—eight of which came in the second half—dished out three assists and recorded two steals.
- Sophomore **Josiah-Jordan James** also scored 12 points, while recording five rebounds, a block and a steal on the night.
- Missouri held control for a majority of the opening half, taking a lead as large as 12 with just over eight minutes to play. Out of the under-eight media timeout, the Vols ripped off a 12-3 run to cut the Mizuho lead to 28-25 in a span of two minutes.
- The programs traded buckets over the final minutes of the half before the Tigers took a 40-34 lead into the break.
- Out of halftime, Missouri stretched its lead to double-digits and held the Vols to 30 percent shooting through the half's first 12 minutes.
- To close the night, the Tigers withheld UT's multiple comeback bids, never letting the Orange & White pull within fewer than six points.
- Pinson led all scorers with 27 on 10-of-14 shooting and was a perfect 3-for-3 from 3-point range. Guard **Drew Smith** added 18 points for the Tigers.



Official Box Score - First Tennessee at Kentucky
03/21/2021 Thompson-Boling Arena, Knoxville, Tenn.
2021 Tennessee Men's Basketball

Game Time: 6:01 PM
Game Duration: 1:57
Attendance: 4,191

Officials: Terry O'Quinn, Travis Green, Tyrone Turner

Kentucky - 61												
Record: 14-6 (4-6)												
NO.	Name	Min	FG	3P	FT	Rebounds	Fouls	PTS	AST	TO	ST	Blocks
			M/A	M/A	M/A	OR	DR					BLK
33	David McCormack	22:28	6-10	0-0	1-2	2	2	13	3	1	0	1
0	Marcus Garrett	00:52	0-0	0-0	0-0	0	0	0	0	0	0	0
20	Conrad Ralston	02:08	0-0	0-0	0-0	0	0	0	0	0	0	0
3	Dajuan Harris	01:59	0-0	0-0	0-0	0	0	0	0	0	0	0
10	John Walker	21:01	2-7	2-5	4-4	3	3	10	8	0	0	1
11	Grant Foster	13:51	1-0	1-2	2	2	3	1	1	1	0	0
44	Monty Lightfoot	00:57	0-0	0-0	0-0	1	1	0	0	0	0	0
13	Treston Egan	00:55	0-0	0-0	0-0	1	1	0	0	0	0	0
4	Samuel Johnson	01:28	0-0	0-0	0-0	0	0	0	0	0	0	0
12	Chris Toanhan	01:28	0-0	0-0	0-0	0	0	0	0	0	0	0
35	Stephano Mastiani	01:28	0-0	0-0	0-0	0	0	0	0	0	0	0
Team		25:58	15-33	5-12	9	25	18	41	18	7	1	1
Technical Fouls: NONE												

Tennessee - 30												
Record: 16-3 (4-6)												
NO.	Name	Min	FG	3P	FT	Rebounds	Fouls	PTS	AST	TO	ST	Blocks
			M/A	M/A	M/A	OR	DR					BLK
10	John Fulkerson	22:54	5-8	0-0	1-2	1	5	3	1	1	0	0
35	Yves Pons	22:58	7-9	2-2	2	1	3	11	3	0	0	0
30	Conrad Ralston	02:07	0-0	0-0	0-0	1	1	0	0	0	0	0
29	Santiago Vescovi	01:55	0-1	0-0	0-0	0	0	0	0	0	0	0
45	Keon Johnson	02:17	0-1	0-0	0-0	1	1	0	0	0	0	0
11	Josiah-Jordan James	27:31	3-6	3-5	3-3	1	3	9	4	2	1	0
13	Oliver Nkamhoua	15:00	2-2	0-0	0-0	3	3	4	1	0	0	0
12	Victor Bailey Jr.	21:41	2-4	0-0	0-0	1	2	11	3	0	0	0
0	Dwaine Gentry	01:28	0-0	0-0	0-0	0	0	0	0	0	0	0
33	Quinten Post	01:28	0-0	0-0	0-0	0	0	0	0	0	0	0
Team		28:43	15-31	10-17	7	31	38	18	10	13	3	1
Technical Fouls: NONE												

Biggest Lead												
MSU	TENN	Points From Turnovers	MSU	TENN								
11 (20:26)	6 (27:24)	18	4	8								
Best Scoring Run (12:14)	11 (27:24)	Points From Second Chance	17	16								
Lead Changes	0	Fast Breaks	10	3								
Times Tied	0	Bench	19	23								
Time with Lead	0:00	38:21	0:00	0:00								

- A 53 percent shooting performance and a dominant rebounding effort pushed the 18th-ranked Tennessee basketball team past No. 15 Kentucky, 60-61, on Jan. 30, 2021 at Thompson-Boling Arena. The victory clinched the 2021 SEC/Big 12 Challenge for the SEC, 5-4.
- The Volunteers ripped down 38 rebounds, out-rebounding the Jayhawks by 15 and holding Kentucky to zero second-chance points.
- Tennessee was also lights out from both 3-point range (8 of 13) and the foul line (16 of 17).
- Naismith Defensive Player of the Year candidate **Yves Pons** dropped in a team-high 17 points on 7-of-9 shooting, while draining both of his attempts from 3-point range and pulling in five rebounds to help spark UT at multiple key moments.
- Fellow senior **John Fulkerson** scored 11 points on 5-of-8 shooting, pulled down six rebounds and dished off three assists.
- In his first start since returning from injury, Tennessee freshman **Jaden Springer** tallied 13 points, four rebounds, three assists and a steal. Springer was also a perfect 7-of-7 from the charity stripe.
- The Vols' reliable start-sheet stuffer, **Josiah-Jordan James**, totaled nine points while logging a game-high 11 rebounds, dishing out four assists and adding one block.
- Off the bench, junior **Victor Bailey Jr.** scored 11 second-half points to help the Vols extend their lead after halftime. Bailey also finished the night with four assists, a pair of rebounds and a steal.
- Tennessee dominated for large stretches of the night's opening 12 minutes, using a 12-4 run over a five-minute stretch to take a 21-12 lead with under eight minutes to play in the opening half.
- The Vols continued to pour it on as the half concluded, stretching their lead to as many as 16 before taking a 40-26 advantage into the halftime break.
- It was more of the same in the second half, as Tennessee stretched its lead to 21 in the frame's first five minutes, knocking down six of nine shot attempts.



Official Box Score - First Georgia at Kentucky
03/21/2021 Thompson-Boling Arena, Knoxville, Tenn.
2021 Tennessee Men's Basketball

Game Time: 6:01 PM
Game Duration: 2:14
Attendance: 4,191

Officials: Doug Shoop, Joe Lindsey, Patrick Davis

Georgia - 62												
Record: 13-14 (4-6)												
NO.	Name	Min	FG	3P	FT	Rebounds	Fouls	PTS	AST	TO	ST	Blocks
			M/A	M/A	M/A	OR	DR					BLK
12	John Fulkerson	29:47	0-3	0-0	2-2	3	3	0	0	0	0	0
35	Yves Pons	32:14	3-8	0-0	2-2	5	5	11	1	1	1	0
11	Josiah-Jordan James	29:48	0-1	0-0	0-0	1	1	0	0	0	0	0
25	Santiago Vescovi	31:13	1-2	0-0	2-2	2	2	3	5	3	1	0
45	Keon Johnson	27:42	1-1	0-0	1-1	0	4	3	6	2	0	1
12	Victor Bailey Jr.	24:28	4-8	1-3	2-2	1	4	11	3	1	1	0
13	Oliver Nkamhoua	02:52	1-2	0-0	0-0	2	2	0	0	0	0	0
0	Josiah-Jordan James	02:58	0-0	0-0	0-0	1	1	0	0	0	0	0
33	Quinten Post	03:00	0-0	0-0	0-0	1	1	0	0	0	0	0
55	E.J. Anselme	02:28	1-1	0-0	0-0	0	0	1	2	0	0	0
Team		28:47	11-31	3-7	11	30	41	22	18	11	3	1
Technical Fouls: NONE												

Kentucky - 23												
Record: 14-6 (4-6)												
NO.	Name	Min	FG	3P	FT	Rebounds	Fouls	PTS	AST	TO	ST	Blocks
			M/A	M/A	M/A	OR	DR					BLK
23	David Jackson	12:25	2-2	0-0	1-1	1	1	2	4	0	0	0
30	Conrad Ralston	02:07	0-0	0-0	0-0	1	1	0	0	0	0	
3	Josiah-Jordan James	26:57	2-9	2-2	2	4	5	14	4	1	1	0
3	Brandon Boston Jr.	02:03	0-1	0-0	0-0	1	1	0	0	0	0	
10	Dawson Mizell	02:14	0-0	0-0	0-0	2	2	0	0	0	0	
12	Victor Bailey Jr.	34:53	0-6	0-0	7-8	8	11	17	6	2	1	
11	Doshan Allen	01:11	1-6	0-0	1-1	2	0	3	0	1	1	
0	Josiah-Jordan James	00:58	0-0	0-0	0-0	1	1	0	0	0	0	
55	Lance Ware	05:41	0-0	0-0	0-0	2	2	0	0	0	0	
Team		25:56	4-17	1-3	12	23	19	12	10	13	3	1
Technical Fouls: NONE												

Biggest Lead												
MSU	TENN	Points From Turnovers	MSU	TENN								
11 (20:26)	6 (27:24)	18	4	8								
Best Scoring Run (12:14)	11 (27:24)	Points From Second Chance	17	16								
Lead Changes	0	Fast Breaks	10	3								
Times Tied	0	Bench	19	23								
Time with Lead	10:42	22:17	0:00	0:00								

- A combined 50 points from five-star freshmen **Jaden Springer** and **Keon Johnson** and a momentum-shifting 26-6 second-half run propelled the No. 11 Tennessee basketball team past Kentucky, 82-71, on Feb. 6, 2021, at Rupp Arena.
- The Tennessee triumph had **Rick Barnes** as the only active head coach to lead a team to at least three wins at Rupp Arena as the visitor.
- The win was also the first time UT has beaten Kentucky in back-to-back games at Rupp.
- Tennessee seniors **Yves Pons** and **John Fulkerson** also became the first Vols ever to play in three



2020-21 Tennessee Men's Basketball Combined Team Statistics All games

Game Records

Record	Overall	Home	Away	Neutral
ALL GAMES	16-6	12-3	4-3	0-0
CONFERENCE	9-6	5-3	4-3	0-0
NON-CONFERENCE	7-0	7-0	0-0	0-0

Score by Periods

Team	1st	2nd	OT	TOT
Tennessee	777	825	0	1602
Opponents	647	727	0	1374

Team Box Score

No.	Player	GP-GS		MIN		AVG		Total		3-Point		F-Throw		Rebounds				PF	DQ	A	TO	BLK	STL	PTS	AVG
		GP	GS	MIN	AVG	FG-FGA	FG%	3FG-FGA	3FG%	FT-FTA	FT%	OFF	DEF	TOT	AVG										
11	SPRINGER, Jaden	20-10		497:49	24.9	82-165	.497	15-34	.441	69-86	.802	17	53	70	3.5	40	1	55	47	9	22	248	12.4		
12	BAILEY JR., Victor	22-11		550:57	25.0	82-194	.423	40-107	.374	47-58	.810	11	36	47	2.1	32	0	37	24	4	14	251	11.4		
45	JOHNSON, Keon	22-12		518:52	23.6	75-176	.426	10-38	.263	62-88	.705	15	50	65	3.0	47	0	55	57	11	21	222	10.1		
10	FULKERSON, John	22-21		586:41	26.7	78-151	.517	0-2	.000	55-73	.753	36	90	126	5.7	41	0	38	28	13	12	211	9.6		
35	PONS, Yves	21-21		584:48	27.8	78-160	.488	12-46	.261	22-28	.786	32	74	106	5.0	43	1	16	21	34	14	190	9.0		
5	JAMES, Josiah-Jordan	20-16		559:34	28.0	58-145	.400	25-74	.338	31-39	.795	39	80	119	6.0	45	1	40	23	20	30	172	8.6		
25	VESCOVI, Santiago	22-19		634:15	28.8	56-146	.384	41-110	.373	34-41	.829	7	80	87	4.0	52	0	70	44	1	24	187	8.5		
13	NKAMHOUA, Olivier	20-0		154:06	7.7	26-45	.578	0-0	.000	4-9	.444	10	20	30	1.5	23	0	4	4	3	5	56	2.8		
55	ANOSIKE, E.J.	19-0		181:05	9.5	13-37	.351	0-0	.000	12-20	.600	22	20	42	2.2	19	0	6	5	1	8	38	2.0		
00	GAINES, Davonte	14-0		61:32	4.4	2-8	.250	0-2	.000	10-18	.556	3	8	11	0.8	8	0	2	2	2	6	14	1.0		
33	PLAVSIC, Uros	12-0		37:37	3.1	4-10	.400	0-0	.000	3-8	.375	5	5	10	0.8	2	0	3	1	3	0	11	0.9		
3	PEMBER, Drew	9-0		27:40	3.1	1-9	.111	0-4	.000	0-0	.000	1	2	3	0.3	3	0	4	2	1	2	2	0.2		
30	JANCEK, Brock	1-0		02:32	2.5	0-0	.000	0-0	.000	0-0	.000	0	0	0	0.0	0	0	0	0	0	0	0	0.0		
21	GILBERT, Kent	1-0		02:32	2.5	0-0	.000	0-0	.000	0-0	.000	0	0	0	0.0	0	0	0	0	0	0	0	0.0		
Team												32	39	71							9				
Total		22		4400		555-1246	.445	143-417	.343	349-468	.746	230	557	787	35.8	355	3	330	267	102	158	1602	72.8		
Opponents		22		4400		485-1208	.401	145-456	.318	259-354	.732	209	522	731	33.2	444	9	227	348	51	138	1374	62.5		

Team Statistics

	UT	OPP
Scoring	1602	1374
Points per game	72.8	62.5
Scoring margin	+10.4	-
Field goals-att	555-1246	485-1208
Field goal pct	.445	.401
3 point fg-att	143-417	145-456
3-point FG pct	.343	.318
3-pt FG made per game	6.5	6.6
Free throws-att	349-468	259-354
Free throw pct	.746	.732
F-Throws made per game	15.9	11.8
Rebounds	787	731
Rebounds per game	35.8	33.2
Rebounding margin	+2.5	-
Assists	330	227
Assists per game	15.0	10.3
Turnovers	267	348
Turnovers per game	12.1	15.8
Turnover margin	+3.7	-
Assist/turnover ratio	1.2	0.7
Steals	158	138
Steals per game	7.2	6.3
Blocks	102	51
Blocks per game	4.6	2.3
Winning streak	1	-
Home win streak	0	-
Attendance	62865	13080
Home games-Avg/Game	15-4191	7-1869
Neutral site-Avg/Game	-	0-0

Team Results

Date	Opponent	Score	Att.
12/08/2020	Colorado	W 56-47	4191
12/12/2020	Cincinnati	W 65-56	4191
12/15/2020	Appalachian St.	W 79-38	4191
12/18/2020	Tennessee Tech	W 103-49	4191
12/21/2020	Saint Joseph's	W 102-66	4191
12/23/2020	USC Upstate	W 80-60	4191
12/30/2020	at Missouri	W 73-53	3164
01/02/2021	Alabama	L 63-71	4191
01/06/2021	Arkansas	W 79-74	4191
01/09/2021	at Texas A&M	W 68-54	1298
01/16/2021	Vanderbilt	W 81-61	4191
01/19/2021	at Florida	L 49-75	2280
01/23/2021	Missouri	L 64-73	4191
01/26/2021	Mississippi St.	W 56-53	4191
01/30/2021	Kansas	W 80-61	4191
02/02/2021	at Ole Miss	L 50-52	895
02/06/2021	at Kentucky	W 82-71	3075
02/10/2021	Georgia	W 89-81	4191
02/13/2021	at LSU	L 65-78	2224
02/17/2021	South Carolina	W 93-73	4191
02/20/2021	Kentucky	L 55-70	4191
02/24/2021	at Vanderbilt	W 70-58	144



2020-21 Tennessee Men's Basketball Combined Team Statistics In Conference games

Game Records

Record	Overall	Home	Away	Neutral
ALL GAMES	9-6	5-3	4-3	0-0
CONFERENCE	9-6	5-3	4-3	0-0
NON-CONFERENCE	0-0	0-0	0-0	0-0

Score by Periods

Team	1st	2nd	OT	TOT
Tennessee	502	535	0	1037
Opponents	479	518	0	997

Team Box Score

No.	Player				Total		3-Point		F-Throw		Rebounds											
		GP-GS	MIN	AVG	FG-FGA	FG%	3FG-FGA	3FG%	FT-FTA	FT%	OFF	DEF	TOT	AVG	PF	DQ	A	TO	BLK	STL	PTS	AVG
11	SPRINGER, Jaden	13-9	351:49	27.1	55-115	.478	9-25	.360	47-59	.797	10	36	46	3.5	26	0	41	38	6	17	166	12.8
45	JOHNSON, Keon	15-11	387:21	25.8	56-131	.427	8-26	.308	48-66	.727	11	35	46	3.1	35	0	42	41	7	12	168	11.2
12	BAILEY JR., Victor	15-5	373:35	24.9	50-130	.385	28-75	.373	33-43	.767	8	25	33	2.2	24	0	25	20	3	6	161	10.7
35	PONS, Yves	14-14	402:54	28.8	51-103	.495	8-33	.242	18-23	.783	20	45	65	4.6	35	1	10	12	27	9	128	9.1
25	VESCOVI, Santiago	15-12	442:45	29.5	39-107	.364	28-80	.350	26-33	.788	5	54	59	3.9	34	0	41	34	0	19	132	8.8
10	FULKERSON, John	15-14	397:07	26.5	48-94	.511	0-1	.000	33-48	.688	22	60	82	5.5	33	0	24	21	10	6	129	8.6
5	JAMES, Josiah-Jordan	13-10	385:59	29.7	36-99	.364	15-53	.283	16-23	.696	20	49	69	5.3	37	1	19	14	14	21	103	7.9
13	NKAMHOUA, Olivier	13-0	86:05	6.6	11-19	.579	0-0	.000	1-4	.250	9	13	22	1.7	10	0	2	0	2	1	23	1.8
00	GAINES, Davonte	9-0	40:21	4.5	2-6	.333	0-1	.000	8-16	.500	3	6	9	1.0	6	0	2	2	1	5	12	1.3
33	PLAVSIC, Uros	6-0	16:51	2.8	2-4	.500	0-0	.000	1-4	.250	3	2	5	0.8	2	0	1	0	1	0	5	0.8
55	ANOSIKE, E.J.	13-0	97:20	7.5	4-15	.267	0-0	.000	0-4	.000	8	10	18	1.4	11	0	2	2	0	5	8	0.6
3	PEMBER, Drew	7-0	17:53	2.6	1-7	.143	0-2	.000	0-0	.000	1	0	1	0.1	1	0	1	1	0	1	2	0.3
Team											25	25	50					8				
Total		15	3000		355-830	.428	96-296	.324	231-323	.715	145	360	505	33.7	254	2	210	193	71	102	1037	69.1
Opponents		15	3000		350-837	.418	100-293	.341	197-264	.746	160	378	538	35.9	303	5	153	235	43	102	997	66.5

Team Statistics

	UT	OPP
Scoring	1037	997
Points per game	69.1	66.5
Scoring margin	+2.7	-
Field goals-att	355-830	350-837
Field goal pct	.428	.418
3 point fg-att	96-296	100-293
3-point FG pct	.324	.341
3-pt FG made per game	6.4	6.7
Free throws-att	231-323	197-264
Free throw pct	.715	.746
F-Throws made per game	15.4	13.1
Rebounds	505	538
Rebounds per game	33.7	35.9
Rebounding margin	-2.2	-
Assists	210	153
Assists per game	14.0	10.2
Turnovers	193	235
Turnovers per game	12.9	15.7
Turnover margin	+2.8	-
Assist/turnover ratio	1.1	0.7
Steals	102	102
Steals per game	6.8	6.8
Blocks	71	43
Blocks per game	4.7	2.9
Winning streak	1	-
Home win streak	0	-
Attendance	33528	13080
Home games-Avg/Game	8-4191	7-1869
Neutral site-Avg/Game	-	0-0

Team Results

Date	Opponent		Score	Att.
12/30/2020	at Missouri	W	73-53	3164
01/02/2021	Alabama	L	63-71	4191
01/06/2021	Arkansas	W	79-74	4191
01/09/2021	at Texas A&M	W	68-54	1298
01/16/2021	Vanderbilt	W	81-61	4191
01/19/2021	at Florida	L	49-75	2280
01/23/2021	Missouri	L	64-73	4191
01/26/2021	Mississippi St.	W	56-53	4191
02/02/2021	at Ole Miss	L	50-52	895
02/06/2021	at Kentucky	W	82-71	3075
02/10/2021	Georgia	W	89-81	4191
02/13/2021	at LSU	L	65-78	2224
02/17/2021	South Carolina	W	93-73	4191
02/20/2021	Kentucky	L	55-70	4191
02/24/2021	at Vanderbilt	W	70-58	144




0

DAVONTE GAINES *duh-VON-tay*
 So. • G • 6-7 • 181 • Buffalo, N.Y./Hargrave Military Academy (Va.)

GP/GS	PPG	APG	RPG	FG%	3FG%	FT%
20-21	14/0	1.0	0.1	0.8	.250	.000
Career	43/1	2.0	0.4	1.6	.323	.143

Career Highs Pts: 9 Reb: 7 Ast: 3 Stl: 3 Min: 26

- Everyone in the program calls him by his nickname, "Ticket"
- Has been action off the bench in 14 of 22 games this season
- Pulled in a team-high-tying five rebounds in 10 minutes of action at Florida (1/19/21)
- Scored three points and tallied an assist in two minutes of action in the win over Vanderbilt (1/16/21)
- Was second on the team last year with 17 "floor burns" (diving efforts)
- His 23 total steals last season tied for third-most on the team



3

DREW PEMBER
 So. • F • 6-10 • 190 • Knoxville, Tenn./Bearden High School

GP/GS	PPG	RPG	APG	FG%	3FG%	FT%
20-21	9/0	0.2	0.3	0.4	.111	.000
Career	31/0	1.0	0.8	0.3	.273	.158

Career Highs Pts: 8 Reb: 5 Ast: 3 Stl: 1 Min: 15

- Has appeared in nine games this season, including seven SEC games
- Tallied his first two points of the season in the home win over South Carolina (2/17/21)
- Had a career-high three assists, one steal and a block in the win over Tennessee Tech (12/18/20)
- Was hit by contact tracing multiple times in the offseason—spending a total of 52 days in quarantine
- Local product from Knoxville's Bearden High School made 22 appearances as a true freshman last year
- As a high school senior in 2019, he led Bearden to the Tennessee Class AAA state championship




5

JOSIAH-JORDAN JAMES
 So. • G • 6-6 • 207 • Charleston, S.C./Porter-Gaud School

GP/GS	PPG	RPG	APG	FG%	3FG%	FT%
20-21	20/16	8.6	6.0	2.1	.400	.338
Career	47/42	7.9	5.7	2.5	.383	.353

Career Highs Pts: 18 Reb: 13 Ast: 6 Stl: 3 Min: 40

- Returned from a two-game injury absence (left wrist) to log 28 minutes in the win at Vandy (2/24/21)
- Leads the team in rebounding and ranks 14th in the SEC with 6.0 boards per game
- Averaging 2.3 steals in his last three outings, recording multiple steals in all three games (seven total)
- Recorded his first career double-double with 10 points and 10 huge rebounds to help the Vols rally past Kentucky at Rupp Arena (2/6/21); he is now 2-0 at Rupp
- Took up yoga during the pandemic shutdown in the spring, describing it as "life-changing"



10

JOHN FULKERSON
 RS-Sr. • F • 6-9 • 215 • Kingsport, Tenn./The Christ School (N.C.)

GP/GS	PPG	RPG	APG	SPG	FG%	FT%
20-21	22/21	9.6	5.7	1.7	0.5	.517
Career	129/59	6.6	3.9	1.0	0.7	.565

Career Highs Pts: 27 Reb: 12 Asst: 5 Stl: 4 Min: 39

- An All-SEC performer last season, he is on the Lute Olson Award watch list
- Ranks fourth on the team in scoring (9.6 ppg) and second in rebounding (5.7 rpg, 16th in SEC)
- Leads the team in field-goal percentage through 22 games (.517, 78-151)
- Totaled a season-high 19 points with six rebounds, three assists and two steals in the win over South Carolina (2/17/21)
- Has started 52 of UT's last 53 games; was the *Knoxville News Sentinel's* 2020 Sportsperson of the Year



11

JADEN SPRINGER
 Fr. • G • 6-4 • 204 • Charlotte, N.C./IMG Academy (Fla.)

GP/GS	PPG	RPG	APG	FG%	3FG%	FT%
20-21	20/10	12.4	3.5	2.8	.497	.441
Career	20/10	12.4	3.5	2.8	.497	.441

Career Highs Pts: 30 Reb: 7 Ast: 7 Stl: 3 Min: 37

- Is the team's leading scorer (12.4 ppg) while averaging only 8.3 FG attempts per game
- Averaging 3.4 assists over Tennessee's last five games, dishing out 17 total helpers
- Erupted for 30 points on 9-of-11 shooting (.818) against Georgia (2/10/21), becoming the first UT freshman to score 30 since Grant Williams on Feb. 11, 2017 (also against Georgia)
- Has twice earned SEC Freshman of the Week honors (12/21/20 and 2/1/21)
- Is projected by multiple outlets as a first-round pick in the 2021 NBA Draft



12

VICTOR BAILEY JR.
 RS-Jr. • G • 6-4 • 179 • Austin, Texas/University of Oregon

GP/GS	PPG	RPG	APG	FG%	3FG%	FT%
20-21	22/11	11.4	2.1	1.7	.423	.374
Career	95/19	8.0	1.9	1.1	.422	.380

Career Highs Pts: 29 Reb: 7 Ast: 4 Stl: 3 Min: 35

- Tennessee's second-leading scorer (11.4 ppg); has been UT's top scorer eight times this season
- Averaging 22.7 points over the last three games with 16 made 3-pointers during that span
- Has scored 31 percent of Tennessee's points during that three-game span (68 of 218 points)
- Scored a career-high 29 points to lead the Vols past South Carolina (2/17/21), knocking down nine of his 16 attempts from the field with seven made 3-pointers (tying Tennessee's Barnes-era record)
- His mother is an Olympic-medal-winning hurdler, and his father was an NFL wide receiver



13

OLIVIER NKAMHOUA *OH-liv-ee-AY KAHM-wuh*
 So. • F • 6-8 • 223 • Helsinki, Finland/ishop Walsh School (Md.)

GP/GS	PPG	RPG	APG	FG%	3FG%	FT%
20-21	20/0	2.8	1.5	0.2	.578	.000
Career	50/0	3.1	2.4	0.3	.565	.200

Career Highs Pts: 11 Reb: 13 Blk: 3 Stl: 3 Min: 23

- Has seen limited action off the bench in all but two games this season, scoring 56 total points
- Played a season-high 18 minutes and pulled in four rebounds in the win over South Carolina (2/17/21)
- Recorded five points, four rebounds and an assist in 13 very effective minutes off the bench in UT's home triumph over Mississippi State (1/26/21)
- Scored nine points and was a perfect 4-of-4 from the field against USC Upstate (12/23/20)
- His mother is Scottish/Finnish, and his father hails from Cameroon




25

SANTIAGO VESCOVI *sahn-tee-AH-go vess-CO-vee*
 So. • G • 6-3 • 188 • Montevideo, Uruguay/NBA Global Academy

GP/GS	PPG	RPG	APG	FG%	3FG%	FT%
20-21	22/19	8.5	4.0	3.2	.384	.373
Career	41/38	9.5	3.6	3.4	.378	.367

Career Highs Pts: 23 Reb: 8 Ast: 8 Stl: 4 Min: 39

- Ranks second in the SEC with a 1.6 assist/turnover ratio (70 assists vs. 44 turnovers)
- Owns the team's best plus/minus rating (+190 overall and +8.6 per game)
- Averaging 4.8 rebounds per game in UT's last five games, grabbing five or more four times (24 total)
- Scored 19 points and went 8-of-8 from the free-throw line as the Vols beat Georgia (2/10/21)
- Poured in a career-high 23 points to help lead UT to a road victory over Texas A&M (1/9/21)
- Traveled home to Uruguay in mid-March and didn't return to Knoxville until the end of July



33

UROŠ PĻAVŠIĆ *Û-rôsh PLAV-chich*
 RS-So. • F • 7-0 • 240 • Ivanjica, Serbia/Arizona State University

GP/GS	PPG	RPG	BPG	FG%	3FG%	FT%
20-21	12/0	0.9	0.8	0.3	.400	-.375
Career	28/3	1.9	0.9	0.1	.416	-.565

Career Highs Pts: 16 Reb: 3 Blk: 1 Stl: 1 Min: 26

- 7-footer has made 12 appearances off the bench this season, including six during SEC play
- Finished with two points, a pair of offensive rebounds and an assist vs. South Carolina (2/17/21)
- Tallied two points, a block and a rebound in UT's home victory over Vanderbilt (1/16/21)
- Granted eligibility midseason last year and saw action in 16 games
- Flew home to Serbia during the first pandemic spike in mid-March and returned to Knoxville in mid-July
- Just the sixth 7-footer in program history and the first since Steve Hamer (1992-96)



35

YVES PONS *EEV PAHNS*
 Sr. • G/F • 6-6 • 209 • Fuveau, France/INSEP Academy

GP/GS	PPG	RPG	BPG	FG%	3FG%	FT%
20-21	21/21	9.0	5.0	1.6	.488	.261
Career	113/65	5.6	3.1	1.1	.492	.319

Career Highs Pts: 24 Reb: 14 Blk: 6 Stl: 2 Min: 40

- Reigning SEC Defensive POY is now one of 10 finalists for Naismith National Defensive Player of the Year
- Ranks fifth in the SEC in blocks during conference play with 1.9 per game (27 total)
- Recorded his third career double-double with 10 points and 10 rebounds at Vanderbilt (2/24/21)
- Poured in a season-high 20 points on 6-of-11 shooting vs. Missouri (1/23/21); tied a career-high with three 3-pointers and finished 5-of-5 from the foul line against the Tigers
- Can legitimately guard all five positions, making the Vols almost "matchup proof" when he's in the game



45

KEON JOHNSON
 Fr. • G • 6-5 • 186 • Shelbyville, Tenn./The Webb School

GP/GS	PPG	RPG	APG	FG%	3FG%	FT%
20-21	22/12	10.1	3.0	2.5	.426	.263
Career	22/12	10.1	3.0	2.5	.426	.263

Career Highs Pts: 27 Reb: 8 Ast: 5 Stl: 4 Min: 31

- Fearless—leads the team in charges drawn (11) and floor burns/diving efforts (12)
- The team's third-leading scorer (10.1 ppg), he leads the team in free-throw attempts (88)
- Erupted for a season-high 27 points—17 in the second half—to power UT to a comeback win over Kentucky at Rupp Arena (2/6/21)
- Named SEC Freshman of the Week (2/8/21) following stellar performances at Ole Miss and Kentucky
- True freshman is projected as a 2021 NBA Draft lottery pick according to multiple outlets



55

E.J. ANOSIKE *ann-uh-SICK-ee*
 Grad. • F • 6-7 • 245 • East Orange, N.J./Sacred Heart University

GP/GS	PPG	RPG	SPG	FG%	3FG%	FT%
20-21	19/0	2.0	2.2	0.4	.351	.000
Career	113/65	10.1	7.0	0.6	.477	.283

Career Highs Pts: 27 Reb: 22 Blk: 2 Stl: 3 Min: 38

- Grad transfer earned his Finance & Business Economics degree from Sacred Heart in May
- 22 of his 42 total rebounds have come on the offensive glass this season
- Scored a season-high nine points, pulled in five rebounds (four on the offensive glass) and nabbed a pair of steals in the victory over Saint Joseph's (12/21/20)
- Totaled six points, six boards and an assist in a season-high 17 minutes of action against App St. (12/15/20)
- His older sister, Nicky, won two national championship with Pat Summitt's Lady Vols (2007 and 2008)