



2023-24 AUBURN MEN'S BASKETBALL

12 NCAA TOURNAMENT APPEARANCES || 2019 FINAL FOUR || 6-TIME SEC CHAMPIONS || AUBURNTIGERS.COM || @AUBURNMBB

2023-24 SCHEDULE

OVERALL: 9-2 || SEC: 0-0
HOME: 5-0 || AWAY: 0-1 || NEUTRAL: 4-1

DATE	OPPONENT (TV)	TIME (CT)
Nov. 7	vs. #20/17 Baylor+ (ESPN)	L, 82-88
Nov. 10	SOUTHEASTERN LOUISIANA (SECN+)	W, 86-71
Nov. 16	vs. Notre Dame* (ESPN2)	W, 83-59
Nov. 17	vs. St. Bonaventure* (ESPN2)	W, 77-60
Nov. 21	ALABAMA A&M (SECN+)	W, 84-54
Nov. 29	VIRGINIA TECH% (ESPN2)	W, 74-57
Dec. 3	at Appalachian State (ESPN2)	L, 64-69
Dec. 9	vs Indiana! (ESPN2)	W, 104-76
Dec. 13	vs. UNC Asheville \$ (SECN+)	W, 87-62
Dec. 17	USC (ESPN)	W, 91-75
Dec. 22	ALABAMA STATE (SECN+)	W, 82-62
Dec. 30	CHATTANOOGA (SECN)	8 p.m.
Jan. 2	PENN (SECN)	8 p.m.
Jan. 6	at Arkansas* (ESPN2)	1 p.m.
Jan. 9	TEXAS A&M* (ESPN2)	8 p.m.
Jan. 13	LSU* (SECN)	5 p.m.
Jan. 17	at Vanderbilt* (SECN)	8 p.m.
Jan. 20	OLE MISS* (SECN)	7:30 p.m.
Jan. 24	at Alabama* (ESPN)	6:30 p.m.
Jan. 27	at Mississippi State* (SECN)	2:30 p.m.
Jan. 31	VANDERBILT* (ESPN2)	8 p.m.
Feb. 3	at Ole Miss* (SECN)	5 p.m.
Feb. 7	ALABAMA* (ESPN2)	6 p.m.
Feb. 10	at Florida* (SECN)	2:30 p.m.
Feb. 14	SOUTH CAROLINA* (SECN)	7:30 p.m.
Feb. 17	KENTUCKY* (ESPN)	5 p.m.
Feb. 24	at Georgia* (SECN)	5 p.m.
Feb. 28	at Tennessee* (ESPN2)	6 p.m.
Mar. 2	MISSISSIPPI STATE* (ESPN2/ESPNU)	3 p.m.
Mar. 5	at Missouri* (SECN)	8 p.m.
Mar. 9	GEORGIA* (SECN)	5:30 p.m.
Mar. 13-17	at SEC Championship (Nashville, Tenn.)	

All Times Listed Central Time Zone

* Southeastern Conference game

+ Sanford Pentagon (Sioux Falls, S.D.)

^ Legends Classic (Brooklyn, N.Y.)

% ACC/SEC Challenge

! Holiday Hoopsgiving (Atlanta, Ga.)

\$ Rocket City Classic (Huntsville, Ala.)

MEDIA INFORMATION

TV _____ SEC Network
 Play-By-Play _____ Dave Neal
 Color Analyst _____ Dane Bradshaw
 Producer _____ Parker Leppien

Radio _____ Auburn Sports Network
 Play-By-Play _____ Brad Law
 Color Analyst _____ Randall Dickey
 Local _____ WGZZ 94.3 FM
 Satellite _____ SiriusXM 384
 Online _____ AuburnTigers.com || TuneIn App

Auburn SID Primary Contact _____ Marlene Navor
 Cell Phone _____ 334-750-2381
 E-Mail _____ mnavor@auburn.edu

GAME

12

AUBURN (9-2, 0-0 SEC) VS. CHATTANOOGA (8-4, 0-0 SoCon)

Saturday, December 30, 2023 || 8 p.m. CT

Neville Arena (9,121) || Auburn, Ala.

TV: SEC Network || Radio: Auburn Sports Network



AUBURN

AP Poll/Coaches Poll _____ RV/None
 2022-23 Record _____ 21-13, 10-8 SEC
 Head Coach _____ Bruce Pearl
 Career Record (Year) _____ 644-258 (29th)
 Record at Auburn (Year) _____ 182-113 (10th)
 Career Record vs. Chattanooga _____ 3-0

CHATTANOOGA

AP Poll/Coaches Poll _____ None
 2022-23 Record _____ 18-17, 7-11 SoCon
 Head Coach _____ Dan Earl
 Career Record (Year) _____ 99-16 (9th)
 Record at UTC (Year) _____ 26-23 (2nd)
 Career Record vs. Auburn _____ 0-0

Series History || Series Tied 2-2 || Last Meeting: L, 75-87, on Dec. 29, 1991, in Chattanooga, Tenn.

» 2023 will come to a close as Auburn (9-2) gets set to host Chattanooga (8-4) for a late-night Saturday meeting on the hardwood at Neville Arena.

» The Chattanooga game moved to an 8 p.m. tipoff due to the Music City Bowl football game between Auburn and Maryland – giving fans a chance to watch both games on Saturday.

» The Tigers are on a roll having won their last four-straight games by an average margin of +22.3 points against Indiana, preseason Big South Conference favorite UNC Asheville, USC and Alabama State combined.


» Auburn has seen an uptick in its shooting from the floor and 3-point range over the last four games as well. The Tigers have shot 123-of-251 (49.0%) from the floor in those games compared to 189-of-426 (44.4%) in their first seven games of the season. Additionally, they have shot 35-of-95 (36.8%) from long range compared to 48-of-162 (29.6%) in the first seven games.

» A win on Saturday night would give the Tigers their 51st-consecutive home win over a non-conference opponent.

» Auburn is currently receiving votes – one spot outside of the Top 25 – in this week's Associated Press Poll. The Tigers are rated No. 11 according to the latest KenPom rankings and No. 8 according to the Bart Torvik and Evan Miya websites, with a Top 20 offense (No. 15) and defense (No. 18).


» Auburn Head Coach Bruce Pearl is 3-0 all-time against Chattanooga in his 29-year coaching career with all three meetings occurring during his time at Tennessee. Each of his Vols' teams were ranked in those meetings (No. 10 in 2007, No. 14 in 2008 & No. 23 in 2010).

PROBABLE AUBURN STARTERS



1
ADEN HOLLOWAY
 G • 6-1 • 178 • Fr.
 Charlotte, N.C.

PPG 11.5
 RPG 1.1
 APG 3.6




12
DENVER JONES
 G • 6-4 • 205 • Jr.
 New Market, Ala.

PPG 7.9
 RPG 2.6
 APG 1.7



5
CHRIS MOORE
 F • 6-6 • 220 • Sr.
 West Memphis, Ark.

PPG 3.5
 RPG 2.1
 BPG 0.5



2
JAYLIN WILLIAMS
 F • 6-8 • 245 • Gr.
 Nahant, Ga.

PPG 10.9
 RPG 5.1
 BPG 0.6



4
JOHNI BROOME
 F/C • 6-10 • 240 • Jr.
 Plant City, Fla.

PPG 14.8
 RPG 8.5
 BPG 1.7

OFF THE BENCH

No.	Pos.	Name	Ht.	Wt.	Year	PPG	RPG	Hometown
10	G/F	Chad Baker-Mazara	6-7	180	Jr.	8.2	3.6	Santo Domingo, DR
3	G	Tre Donaldson	6-3	200	So.	7.8	2.5	Tallahassee, Fla.
0	G	K.D. Johnson	6-0	190	Sr.	7.5	1.7	Atlanta, Ga.
44	C	Dylan Cardwell	6-11	255	Sr.	5.1	3.7	Augusta, Ga.
31	F	Chaney Johnson	6-7	220	Jr.	4.1	4.2	Alabaster, Ala.
24	G	Lior Berman	6-4	210	Gr.	1.5	1.3	Birmingham, Ala.
23	F	Addarin Scott	6-9	207	Jr.	0.3	0.3	Dallas, Texas

UNIVERSITY INFORMATION

Location _____ Auburn, Ala.
 Founded _____ 1856
 Enrollment _____ 31,764
 Nickname _____ Tigers
 Colors _____ Burnt Orange and Navy Blue
 Conference _____ Southeastern (SEC)

ADMINISTRATION

President _____ Dr. Christopher B. Roberts
 Director of Athletics _____ John Cohen
 Athletics Phone _____ 855-282-2010

COACHING STAFF

Head Coach _____ Bruce Pearl
 Alma Mater _____ Boston College '82
 Career Record _____ 644-258 (.714)
 Seasons _____ 29
 Record at Auburn _____ 182-113 (.617)
 Seasons _____ 10
 Associate Head Coach _____ Steven Pearl
 Alma Mater _____ Tennessee '10
 Assistant Coach _____ Ira Bowman
 Alma Mater _____ Penn '96
 Assistant Coach _____ Corey Williams
 Alma Mater _____ Oklahoma State '02
 Assistant Coach _____ Chad Prewett
 Alma Mater _____ Troy State '94
 Assistant Coach/Offensive Coordinator _____
 _____ Mike Burgomaster
 Alma Mater _____ Miami '16
 Athletic Trainer _____ Clark Pearson
 Alma Mater _____ Kentucky '96
 Strength & Conditioning Coach _____ Damon Davis
 Alma Mater _____ Western Illinois '03
 Director of Player Development _____ Marquis Daniels
 Alma Mater _____ Auburn '03
 Director of Scouting & Recruiting _____ Ian Borders
 Alma Mater _____ Louisville '07
 Director of Operations _____ Maddux Jeffreys
 Alma Mater _____ Auburn '20

PROGRAM HISTORY

First Year of Basketball _____ 1905-06
 All-Time Record _____ 1451-1247-1 (.538)
 All-Time SEC Record _____ 647-770 (.456)
 SEC Championships _____ 4
 _____ (1960, 1999, 2018, 2022)
 SEC Tournament Titles _____ 2 (1985, 2019)
 NCAA Tournament Appearances _____ 12
 NCAA Tournament Record _____ 19-12
 All-Americans _____ 13
 All-SEC Selections _____ 98

TEAM INFORMATION

2022-23 Record _____ 21-13
 SEC Record (Finish) _____ 10-8 (7th)
 Associated Press Final Ranking _____ N/A
 USA TODAY/Coaches Final Ranking _____ N/A
 Letterwinners Returning/Lost _____ 11/7
 Starters Returning/Lost _____ 2/3
 Newcomers _____ 5

ATHLETICS COMMUNICATIONS

Director (MBB Contact) _____ Marlene Navor
 Alma Mater _____ Washington State '00
 Cell _____ 334-750-2381
 E-Mail _____ mnavor@auburn.edu

A LOOK AT THE MOCS

» The Mocs are off to an 8-4 start to the season including a road win at Louisville (W, 81-71) on Nov. 10.

» Chattanooga had its three-game win streak snapped by Milwaukee in overtime (L, 83-85) on Dec. 22, prior to heading into the holiday break.

» The Mocs were picked to finish fifth in the Southern Conference and are led by sophomore guard Honor Huff (16.8 ppg), a preseason All-SoCon selection, and sophomore forward Sam Alexis, who ranks 14th in the country in blocked shots per game (2.36). Alexis was a SoCon All-Freshman Team selection a year ago.

» Chattanooga currently ranks No. 10 nationally in 3-point field goals per game (10.8), No. 3 in 3-point field goal attempts per game (31.1) and No. 19 in defensive rebounds per game (29.58).

SERIES NOTES

» This is the fifth all-time meeting between Auburn and Chattanooga. Both teams split the first four games in the series.

» The Tigers and Mocs last met 32 years ago resulting in an 87-75 win for Chattanooga on its home court on Dec. 29, 1991. The home team is 4-0 in the series.

Date	Location	Result
Feb. 16, 1927	Chattanooga, Tenn.	L, 34-39
Jan. 2, 1962	Auburn, Ala.	W, 67-47
Dec. 17, 1962	Auburn, Ala.	W, 79-37
Dec. 29, 1991	Chattanooga, Tenn.	L, 75-87

AUBURN IN KENPOM RANKINGS

» Auburn is No. 11 in the latest KenPom Rankings and one of just five teams in the country ranked in the Top 20 of KenPom's adjusted offensive efficiency and adjusted defensive efficiency, next to Arizona, BYU, Houston and Purdue.

» The last 21 national champions have all finished in the Top 39 in both offensive and defensive efficiency. Each of them have been in the Top 39 in offensive efficiency and the Top 22 in defensive efficiency. Historically, all but two have finished in the Top 20 in both categories.

Team	Offense	Defense
Arizona	6	2
Auburn	15	18
BYU	12	9
Houston	16	1
Purdue	2	11

AGAINST THE SOCON

» Auburn is 57-26 lifetime against the current members of the Southern Conference.

» Auburn was one of the original members of the SoCon from 1921-1932 winning its first regular-season league title in 1928. It is the fifth-oldest major college athletic conference in the country behind the Big Ten (1896) and Missouri Valley (1907) Conferences.

HOLD THE WHISTLE

» Auburn set a new season low in fouls committed in two of the last three games. The Tigers were called for 16 fouls against UNC Asheville and then bested that with just 13 fouls committed in their last game against Alabama State.

» AU has been called for 18.3 fouls in its nine wins compared to 25.0 fouls in its two losses.

CLEANING THE GLASS

» Auburn ranks fourth in the SEC with a +6.64 rebounding margin. The Tigers are 6-1 when outrebounding their opponent this season. AU has only been outrebounded on the glass twice this season (-4 vs. Virginia Tech and -3 vs. USC).

» Additionally, the Tigers have matched their opponent on the boards twice versus the No. 20-ranked Baylor and Notre Dame. Auburn currently ranks 21st nationally with a 35.5 offensive rebounding percentage and 32nd with a 54.5 total rebounding percentage, per teamrankings.com.

SELLING OUT NEVILLE ARENA

» Auburn is one of only 14 NCAA Division I teams at or above 100 percent capacity crowds for the season next to UConn, Dayton, Duke, FAU, Gonzaga, Houston, Kansas, Michigan State, Purdue, Rutgers, St. John's, Villanova and Xavier.

» A ticket to Neville Arena is hard one to come by as season tickets have been sold out every year under Bruce Pearl.

» The Tigers have sold out the last 44-consecutive games at Neville Arena.

AUBURN OFF TO A HOT START

» The Tigers are off to an 9-2 start to the season – the sixth time in the last seven seasons Auburn has started 9-2 or better.

» Prior to the 2017-18 season, the last time Auburn started 9-2 or better was the 2007-08 season when the Tigers went 9-2 in their first 11 contests.

» The last time Auburn started 10-2 or better prior to the 2017-18 season was the 2002-03 season when the Tigers went 15-2.

SEASON	START
2017-18	16-1
2018-19	9-1
2019-20	15-0
2021-22	22-1
2022-23	11-2
2023-24	9-2



PLAYER TO WATCH: JAYLIN WILLIAMS

» Graduate senior forward Jaylin Williams is playing some of the best basketball of his career leading Auburn to its fourth-straight win of the season with an 82-62 rout of Alabama State on Dec. 22 at Neville Arena. It marked the Tigers' 50th-consecutive home win over a non-conference opponent.

» Williams recorded a game-high 20 points on 7-of-10 field goals and 6-of-6 from the free-throw line to go with three rebounds, one assist and one steal against the Hornets. It was his sixth career 20-point game and his second of the season (24 points vs. Indiana).

» He became the 39th player in program history to reach the 1,000-career point plateau. Coming into the game needing 17 points to reach the milestone, Williams hit the 1,000 mark in the second half with a left-handed lay-up in transition, and then nearly brought the house down with a one-handed alley-oop dunk from sophomore teammate Tre Donaldson the next time down the court. He has now tabulated 1,003 career points to date.

3-POINT DEFENSE

» Auburn is second in the SEC in three-point field goal percentage defense, allowing opponents to shoot only 28.6 percent from behind the arc this season.

» The Tigers have allowed just 4.8 three-pointers per game on 27.9 percent shooting in five home games this season. Auburn has held opponents to shoot just 42-of-170 (24.7 percent) from deep in its nine wins, an average of 4.67 3-pointers per game.

» AU has held three opponents to its season-low in 3-pointers made to date – 2 by Notre Dame, 3 by St. Bonaventure and 4 by Alabama State (tied season low).

TAKING CARE OF THE BALL

» After tying a program record with just three turnovers against Indiana, Auburn committed seven turnovers against UNC Asheville and eight turnovers versus USC. It marked the first time an Auburn team has had three-straight games with single-digit turnovers since having nine turnovers at Texas A&M and Missouri and against Georgia from Feb. 28, 2015, to March 7, 2015.

» Auburn has had four single-digit turnover totals and just one game with more than 10 turnovers in its last six games. The Tigers have also averaged just 9.0 turnovers during that period. For the season, the Tigers are sixth in the SEC averaging 10.82 turnovers per game.

MAKING EVERY SHOT COUNT

» After going 26-of-32 from the free-throw line against Alabama State, Auburn is shooting 83-of-102 (81.4 pct.) over the last four games. The hot streak has seen the Tigers rise to fourth in the SEC with a 73.7 free-throw percentage for the season.

» AU is shooting 181-of-237 (76.4%) in its nine wins compared to 26-of-44 (59.1%) in its two losses. That is an average of 20.1-of-26.3 in wins compared to 13.0-of-22.0 in losses.

» Chad Baker-Mazara ranks third in the SEC shooting 88.2 percent (30-of-34) from the foul line this season. Denver Jones, who is 26-of-28 (92.9%) from the charity stripe, would lead the SEC in free-throw percentage, if he had two more made free throws on the season to reach the qualification of 2.5 made free throws per game.

DOMINATING THE PAINT

» Auburn scored a season-high 50 points in the paint in its win over UNC Asheville on Dec. 13. The Tigers have scored at least 40 points in the paint in five of the last seven games after scoring 40 paint points against Alabama A&M and 42 paint points against Virginia Tech, Appalachian State and USC.

» Over that stretch, AU averaged 40.6 points in the paint per game compared to 35.0 points per game in its first four contests. For the season, the Tigers are averaging 38.5 points per game in the paint, which is 46.4 percent of the team's total points.

» The Tigers have outscored their opponent in the paint in 10-of-11 games this season and were even with St. Bonaventure in paint points. Auburn is +116 (10.5 ppg) on points in the paint for the season.

» Auburn also set season highs with 51 bench points and 23 fast-break points against UNC Asheville. The Tigers' previous season highs were 49 bench points against Alabama A&M and 20 fast-break points against Alabama A&M and Indiana.

» AU is No. 8 in the country averaging 37.0 bppg for the season, which is 44.5 of the Tigers' total points. Eleven Tigers have scored in a game four times this season including the Alabama A&M, UNC Asheville, USC and Alabama State contests.

TIGERS BREAK THE CENTURY MARK

» With the 104-76 rout of Indiana, Auburn recorded its first 100-point game since a 100-81 win over Alabama on Feb. 1, 2022. It was the most points the Tigers have scored since a 115-109 double-overtime loss to UConn on Nov. 24, 2021, and the most in regulation since a 109-86 win at South Carolina on Jan. 23, 2021. Auburn also posted a season high for points in a half by scoring 52 points in each half against the Hoosiers.

» Aden Holloway and Jaylin Williams led six Tigers in double figures with 24 points apiece in its win over the Hoosiers, becoming the first Tiger teammates to record 20-point games in the same game since Jabari Smith (31 points) and Walker Kessler (22) did so against Vanderbilt on Feb. 16, 2022.

PRODUCING ON BOTH ENDS OF THE FLOOR

» Auburn, which is fourth in the SEC in scoring offense at 83.09 points per game and scoring defense at 66.64 points per game, is the only team that ranks in the Top 5 in the league in both categories. The Tigers are second in the SEC with a scoring margin of +16.45, just behind's Kentucky's +16.91 scoring margin.

» The Tigers' have the third-highest scoring offense and the fifth-best scoring defense through 11 games in Bruce Pearl's tenure on The Plains. All nine of Auburn's wins have been by at least 15 points, making the Tigers one of four teams with nine wins of 15 points or more this season.

Year-By-Year Scoring Offense Under Pearl

2014-15: 65.8
2015-16: 83.8
2016-17: 82.3
2017-18: 87.1
2018-19: 85.9
2019-20: 83.0
2020-21: 76.8
2021-22: 84.2
2022-23: 73.0
2023-24: 83.1

Year-By-Year Scoring Defense Under Pearl

2014-15: 69.1
2015-16: 77.7
2016-17: 72.7
2017-18: 71.7
2018-19: 62.3
2019-20: 67.7
2020-21: 71.8
2021-22: 65.1
2022-23: 61.0
2023-24: 66.6

Teams with nine wins by 15+ points

Auburn

BYU
 Iowa State
 Samford

SHARING THE ROCK

» Auburn ranks No. 13 nationally and second in the SEC averaging 18.6 assists per game. The Tigers have recorded at least 18 assists in eight games, including their first five games this season, and have dished out at least 17 assists in all but two games. They are one of six NCAA Division I teams with at least eight games with 18+ assists.

» Floor general Aden Holloway leads Auburn in the assists category and is 13th in the SEC dishing out 3.64 assists per game.

» Auburn recorded a season-high 25 assists, which was its most since dishing out 26 assists versus Nebraska in its 2021 Holiday Hoopsgiving game, against Indiana on Dec. 9 in Atlanta. Eight Tigers had at least one assist against the Hoosiers.

» In the Bruce Pearl Era, his 2019-20 squad dished out 27 assists versus CSUN on Nov. 15, 2019. The school record for most assists in a single game is 33 against Troy in 1991 and versus LSU in 1994.

Teams with 17+ assists in nine+ games this season

BYU (10)
 Kansas (10)
 Samford (10)

Auburn

Arizona
 TCU

FRESHMAN PHENOM

» Freshman Aden Holloway scored a career-high 24-point performance against Indiana as he made 5-of-8 from 3-point range against the Hoosiers on Dec. 9. In the Tigers' last game, Holloway scored 15 points on 5-of-10 field goals and 4-of-7 from long range, tied a career high with six assists and pulled down a pair of rebounds against USC on Dec. 17. He is one of four NCAA Division I freshmen, including one of two from a power conference, averaging 11.5 points, 3.5 assists and shooting at least 39.0 percent from 3-point range and at least 77.0 percent from the free-throw line this season.

» Holloway has six double-figure scoring games and four games with four-plus 3-pointers this season. For the season, he is third in the SEC with a 3.33 assist-to-turnover ratio, fourth in 3-pointers made per game (2.45) and tied for 13th averaging 3.64 assists per game.

» Holloway has started each of Auburn's last nine games, becoming the 15th different freshman to start a game for Auburn in Bruce Pearl's 10 seasons as the Tigers' head coach. Auburn is 8-1 with Holloway in the starting lineup. Jabari Smith leads all Auburn freshmen under Pearl with 34 starts in 2021-22. The group has combined to start 265 games.

Freshman Starters Under Bruce Pearl

Player	Season	Starts
Jabari Smith	2021-22	34
Mustapha Heron	2016-17	32
Jared Harper	2016-17	30
Isaac Okoro	2019-20	28
JT Thor	2020-21	27
Danjel Purifoy	2016-17	25
Austin Wiley	2016-17	22
Horace Spencer	2015-16	18
Sharife Cooper	2020-21	12
Bryce Brown	2015-16	11
Aden Holloway	2023-24	9
Justin Powell	2020-21	7
TJ Lang	2014-15	6
Allen Flanigan	2019-20	3
Anfernee McLemore	2016-17	1

Freshman Starts By Season Under Pearl

Season	Starts
2014-15	6
2015-16	29
2016-17	110
2017-18	0
2018-19	0
2019-20	31
2020-21	46
2021-22	34
2022-23	0
2023-24	9

Power Conference Freshmen averaging 11.5 ppg, 3.5 apg and shooting 39% from 3PT range and 77% from FT line

Player	School	PPG	APG	3FG%	FT%
Malik Mack	Harvard	20.1	4.4	47.2	82.5
Dedan Thomas Jr.	UNLV	13.0	6.1	40.0	77.4
Reed Sheppard	Kentucky	12.6	4.3	57.8	89.5
Aden Holloway	Auburn	11.5	3.6	39.1	77.8

Auburn Top Freshman Debuts

Player	Year	Opponent	Points
Sharife Cooper	2020	Alabama	26
Eddie Johnson	1973	Clemson	26
Jay Heard	1998	SE Louisiana	20

2023-24 NCAA Division I Freshmen Collegiate Debuts

Markus Burton, Notre Dame	29 points vs. Niagara
Ja'Kobe Walter, Baylor	28 points vs. Auburn
Tanner Toolson, Utah Valley	25 points vs. Carroll College
Garrett Johnson, George Washington	21 points vs. Stonehill
Aden Holloway, Auburn	19 points vs. #17 Baylor
Elijah Jones, UTEP	19 points vs. McMurry



WILLIAMS WINNINGEST PLAYER IN PROGRAM HISTORY

» After graduating with a bachelor's degree in kinesiology in May, Jaylin Williams chose to come back for his fifth and final year on The Plains. Last season, he was the team's third-leading scorer (11.2 ppg) and third-leading rebounder (4.7 rpg) in 2022-23.

» With the Tigers' win over Southeastern Louisiana on Nov. 10 at Neville Arena, Williams became the winningest player in program history with 88 career (and now 96) victories to date. He was previously tied with former Tigers Allen Flanigan (2019-23), Anfernee McLemore (2016-20) and Scott Pohlman (1997-2001).

» Entering the season with 107 career games played, he needs to appear in 20 games this season to crack Auburn's career games played list and is now 16 games (118) behind Frankie Sullivan's record of 134 games played from 2009-13.

ALL-TIME WINNINGEST AUBURN PLAYERS (minimum 90 career games played)

1. Jaylin Williams (2019-Present)	96
2T. Allen Flanigan (2019-23)	87
2T. Anfernee McLemore (2016-20)	87
2T. Scott Pohlman (1997-01)	87
5T. Doc Robinson (1996-00)	85
5T. Daymeon Fishback (1996-00)	85
5T. Mamadou N'Diaye (1996-00)	85
8. Mack McGadney (1998-02)	83
9. Chuck Person (1982-86)	79
10. Marquis Daniels (1999-03)	76

DOMINATING NON-CONFERENCE FOES

» Auburn owns an 93-25 (.788) winning record in regular-season games against non-conference opponent under Coach Pearl. The Tigers lead the SEC, with a .849 winning percentage (79-14 record) in regular-season non-conference games over the last seven-plus seasons.

Team	2016-17	2017-18	2018-19	2019-20	2020-21	2021-22	2022-23	2023-24	Total
Auburn	6-2	12-1	11-2	13-0	6-3	12-1	10-3	9-2	79-14 (.849)
Arkansas	11-2	11-2	9-4	12-1	12-3	11-2	1-2	8-4	85-20 (.810)
Miss. State	9-3	12-1	12-1	9-4	10-5	9-4	12-1	10-2	83-21 (.798)
Tennessee	8-5	10-2	12-1	8-5	8-2	9-3	11-2	9-3	75-23 (.765)
Kentucky	10-3	11-2	11-2	10-3	1-7	11-2	9-4	9-2	72-25 (.742)
LSU	8-4	9-3	10-3	9-4	8-4	12-1	11-2	7-5	74-26 (.740)
Georgia	9-4	9-3	9-4	10-3	7-1	5-8	10-3	9-3	68-29 (.701)
Ole Miss	9-4	7-6	10-3	9-4	6-4	9-4	8-5	12-0	70-30 (.700)
Texas A&M	8-4	11-2	7-5	6-6	6-2	11-2	8-5	8-4	65-30 (.684)
Alabama	7-5	9-4	9-4	8-5	10-5	10-3	10-3	7-5	70-34 (.673)
Florida	10-3	9-4	8-5	8-5	6-3	10-3	7-6	9-3	67-32 (.667)
Missouri	5-7	10-3	9-3	8-5	8-2	6-7	12-1	7-5	65-33 (.663)
South Carolina	10-3	9-4	5-8	8-5	2-3	9-3	7-6	11-1	61-33 (.649)
Vanderbilt	7-6	6-7	9-4	8-5	6-3	8-4	7-6	4-8	55-43 (.561)

Year-by-Year Regular Season Record vs. Non-Conference Opponents Under Bruce Pearl

2014-15	8-5
2015-16	6-6
2016-17	6-2
2017-18	12-1
2018-19	11-2
2019-20	13-0
2020-21	6-3
2021-22	12-1
2022-23	10-3
2023-24	9-2
Totals	93-25 (.788)

ELITE COMPANY

» Auburn is amongst elite company with five 1,000 point scorers on its roster this season. The NCAA compiles a comprehensive list of teams who have multiple 1,000-point scorers on the roster including those who played at any NCAA institution (Division I, II and III) or at the junior college level.

» St. John's (N.Y.) currently boasts six 1,000 point scorers on its roster, while TCU and Auburn are tied for second most in the country with 5. Conference foe Missouri also has five on its roster, but two players carried over career points from their respective JUCO careers.

» K.D. Johnson (Georgia-Auburn combined) and Jaylin Williams both entered the 1,000 Career Point Club against Alabama State on Dec. 22 and have tabulated 1,008 and 1,003 career points to date. Johni Broome (1,614), Chaney Johnson (1,240) and Denver Jones (1,040) reached that same milestone in their combined Morehead State-Auburn, UAH-Auburn and FIU-Auburn careers respectively.

» Williams became the 39th player in program history to gain entrance into the 1,000-Career Point Club – the first in five years since Bryce Brown (8th, 1,673) and Jared Harper (13th, 1,227) did so during their senior campaigns that ended in the 2019 national semifinals.

2024 SIGNING CLASS

The Tigers signed two top recruits in the early signing period – five-star Tahaad Pettiford and Jahki Howard.

Rated the No. 2 point guard and No. 21 overall player in the Class of 2024 by 247 Sports, Pettiford played AAU basketball for New Heights Lightning on the EYBL circuit, shooting 33.5 percent from the 3-point line and averaging 13.3 points per game. He burst onto the scene over the summer as one of the best scoring guards in the country.

One of the most athletic players in his class, Howard is a four-star recruit rated No. 85 overall and No. 20 at his position by 247 Sports. Known as the best dunker in high school basketball going viral on social media, he is currently averaging 15.9 points, 5.3 rebounds, 1.4 assists, 1.9 steals and 0.5 blocks per game in the preseason for Overtime Elite.

Tahaad Pettiford, G, 5-10, 175, Jersey City, N.J. (Hudson Catholic Regional High School)

"Tahaad is a very unique player. He is a gifted scorer with an unlimited range. Instant offense. He has tremendous speed, quickness and athletic jumping ability. Tahaad is a very tough cover and uses that athleticism to be a pest defensively. (Assistant Coach) Ira Bowman did a tremendous job of identifying Tahaad very early on in the recruiting process and developed a close, trusting relationship. Tahaad will have a Pied Piper effect on our program. Guys will want to play with him." – Head Coach Bruce Pearl

Jahki Howard, F, 6-6, 185, Boston, Mass. (Overtime Elite)

"Jahki is one of the most underrated prospects in the 2024 class. We've been watching and recruiting him since his freshman year – seeing so much growth, maturity and commitment to becoming great. His basketball IQ, his athleticism and his motor make him a great fit for our program." – Head Coach Bruce Pearl

CLEANING THE GLASS

» Junior transfer Chaney Johnson pulled down 11 rebounds off the bench against Southeastern Louisiana on Nov. 10. He is the ninth player in Bruce Pearl's 10 seasons at Auburn to grab at least 11 boards in a game as a reserve and the first since Jaylin Williams had 11 rebounds versus Texas A&M on Feb. 12, 2022. For the season, Johnson is third on the team averaging 5.4 boards per game.

Date	Player	Opponent	Rebounds
Nov. 14, 2018	Horace Spencer	Mississippi College	17
Nov. 29, 2017	Anfernee McLemore	Dayton	13
Dec. 22, 2015	Cinmeon Bowers	New Mexico	12
Feb. 27, 2016	Tyler Harris	Alabama	12
Nov. 26, 2020	Jaylin Williams	Saint Joesph's	11
March 5, 2016	Cinmeon Bowers	Mississippi State	11
Jan. 31, 2017	Anfernee McLemore	Tennessee	11
Feb. 12, 2022	Jaylin Williams	Texas A&M	11
Nov. 10, 2023	Chaney Johnson	Southeastern Louisiana	11

NOT NEW KIDS ON THE BLOCK

» Senior center Dylan Cardwell tied a career high with a game-high five blocks against Baylor, the most blocks by an Auburn player this season. Cardwell previously set his career high against South Florida and George Mason in 2022. He ranks 10th in the SEC averaging 1.18 blocks per contest.

» Auburn and Arkansas are the only teams with two of the Top 10 shot blockers in the league.

» His teammate Johni Broome, has blocked 15 shots in the last six games and is third in the SEC averaging 1.73 blocks per game this season. Auburn has blocked at least five shots in eight of 11 games this season.

ELITE IN THE SEC

» Auburn leads the SEC with a .720 winning percentage and is one win behind Tennessee for most wins in the league with 152 victories over the last six-plus seasons. The Tigers have also won the second-most SEC Championship titles (3) and second-most NCAA Tournament games (7) in that span behind Alabama's four titles and Arkansas' eight NCAA Tournament victories.

Team	2017-18	2018-19	2019-20	2020-21	2021-22	2022-23	2023-24	Total
Tennessee	26-9	31-6	17-14	18-9	27-8	25-11	9-3	153-60
Auburn	26-8	30-10	25-6	13-14	28-6	21-13	9-2	152-59
Kentucky	26-11	30-7	25-6	9-16	28-8	22-12	9-2	149-62
Arkansas	23-12	18-16	20-12	25-7	28-9	22-14	8-4	144-74
Alabama	20-16	18-16	16-15	26-7	19-14	31-6	7-5	137-79
Mississippi State	25-12	23-11	20-11	18-15	18-16	21-13	10-2	135-80
LSU	18-15	28-7	21-10	19-10	22-12	14-19	7-5	129-78
Texas A&M	22-13	14-18	16-14	8-10	27-13	25-10	8-4	120-82
Florida	21-13	20-16	19-12	15-10	20-14	16-17	9-3	120-85
Missouri	20-13	15-17	15-16	16-10	12-21	25-10	7-5	110-92
South Carolina	17-16	16-16	18-13	6-15	19-13	11-21	11-1	98-95
Ole Miss	12-20	20-13	15-17	16-12	13-19	12-21	12-0	100-102
Georgia	18-15	11-21	16-16	14-12	6-26	16-16	9-3	90-109
Vanderbilt	12-20	9-23	11-21	9-16	19-17	22-15	4-8	86-120

PEARL MOVING UP IN CAREER COACHING WINS AT AUBURN

» Auburn's win over UNC Asheville in Huntsville on Dec. 13 was Bruce Pearl's 900th career game overall and 180th victory at Auburn. He is now four wins behind Cliff Ellis, who went 186-125 from 1994-95 to 2003-04, for second on Auburn's all-time head coaching wins list.

» Pearl is in his 10th season as Auburn's head coach with a 182-113 record on The Plains. In the team's season opener, he surpassed Sonny Smith, who led Auburn to a 173-154 mark in 11 seasons from 1978-89, for third all-time in program history. Joel Eaves leads the way with 213 wins from 1949-63.

COACH	SEASONS	YEARS	RECORD
1. Joel Eaves	14	1949-50 to 1962-63	213-100
2. Cliff Ellis	10	1994-95 to 2003-04	186-125
3. Bruce Pearl	10	2014-15 to Present	182-113
4. Sonny Smith	11	1978-79 to 1988-89	173-154
5. Bill Lynn	10	1963-64 to 1972-73	130-124

RETURNING PRODUCTION

» Auburn returns 58.1 percent of its minutes, 60.2 percent of its scoring and 61.3 percent of its rebounding from last season. The Tigers return five of their Top 7 scorers – three of the five players, who averaged 20 minutes per game, and three of five players, who recorded at least 100 rebounds last season.

JOHNSON ENDS LAST SEASON ON HOT STREAK

» Last season, K.D. Johnson shot 16-of-29 (55.2%) from 3-point range over the last nine games shooting 25.3 percent (20-of-79) from long range in the first 24 games. Johnson averaged 10.6 points over the last nine contests of the season.

AUBURN vs. THE TOP 25

Auburn is 77-224 against AP Top 25 teams all-time including 18-28 under Bruce Pearl. The Tigers set a program record with six wins against ranked opponents during the 2018-19 season including five straight from the SEC Championship through their run to the Final Four. Additionally, Auburn is 103-32 as a ranked team in the Pearl Era.

IT JUST MEANS MORE

» Auburn was predicted to finish sixth in the preseason SEC media poll behind preseason favorite Tennessee, Texas A&M, Arkansas, Kentucky and Alabama.

WELCOME TO AUBURN'S BLOCK PARTY

» Auburn is the only team that has finished in the Top 25 in the country in blocked shots per game in each of the previous seven seasons. No other team has finished in the Top 25 in blocks per game in more than five seasons over that stretch. The Tigers have blocked a nation-best 1,350 shots since the start of the 2016-17 season.

» The Tigers are averaging 5.5 blocks per game this season, which is ranked No. 19 nationally.

MOST SEASONS IN TOP 25 IN BLOCKS PER GAME OVER THE LAST SEVEN SEASONS

1. Auburn - 7

2T. Connecticut - 5
 2T. Michigan State - 5
 2T. Washington - 5
 5T. Duke - 4
 5T. Florida State - 4
 5T. Kentucky - 4
 5T. Marshall - 4
 5T. Syracuse - 4
 5T. USC - 4

MOST BLOCKS IN DIVISION I SINCE THE START OF 2016-17 SEASON

Team	Blocks
Auburn	1,350
Duke	1,330
Michigan State	1,247
Marshall	1,218
UConn	1,217

Season	BPG	DI Rank
2023-24	5.5	No. 19
2022-23	5.1	No. 12
2021-22	8.0	No. 1
2020-21	6.0	No. 1
2019-20	4.9	No. 21
2018-19	4.8	No. 22
2017-18	5.3	No. 14
2016-17	5.1	No. 22

TIGERS ADD 3-POINT SHOOTERS

» After finishing 12th in the SEC shooting 31.4 percent from 3-point range last season, Auburn added three transfers who can shoot it from long range.

Player	Season	School	3FGM	3FGA	3FG%
Chad Baker-Mazara	2020-21	Duquesne	25	60	.417
	2021-22	San Diego State	22	56	.393
	2022-23	NW Florida State College	67	143	.469
	Totals		114	259	.440
Denver Jones	2020-21	Garden City CC	36	90	.400
	2021-22	FIU	49	142	.345
	2022-23	FIU	58	158	.367
	Totals		143	390	.367
Chaney Johnson	2020-21	UAH	11	28	.393
	2021-22	UAH	32	69	.464
	2022-23	UAH	24	83	.289
	Totals		67	180	.372
Combined Totals			324	829	.391

MR. DOUBLE-DOUBLE

» Junior big man Johni Broome recorded his fifth double-double of the season with 16 points and 13 rebounds against Alabama State on Dec. 22. He registered consecutive games with at least 20 points and 10 rebounds with 21 points and 13 rebounds at Appalachian State, after posting a 30-point, 13-rebound performance versus Virginia Tech.

» It was the second time in his career Broome has posted consecutive games of 20 points and 10 rebounds and the first time since the 2021-22 season when he scored 24 points and grabbed 13 rebounds at ETSU and followed that up with 20 points and 12 rebounds at Xavier, while at Morehead State. It is one of 17 30-point, 10-rebound games by a NCAA Division I player this season. He is currently tied with Tyrese Samuel of Florida for the SEC's lead with five double-doubles this season.

» Broome has recorded 51 career double-doubles (15 of those at Auburn). His 30-point, 13-rebound outing versus the Hokies was the first 30-point/10-rebound game by an Auburn player since Mustapha Heron had 31 points and 10 rebounds vs. Winthrop on Nov. 24, 2017. He was one of 20 NCAA Division I players to record a double-double in each of his team's first two games this season.

» Broome had his streak of double-figure scoring games snapped at 16 against Indiana. He is fourth in the SEC averaging 8.45 rebounds per game and 16th in scoring at 14.82 points per game.

JOHNI BROOME'S CAREER DOUBLE-DOUBLES BY SEASON

2020-21: 13*

2021-22: 23*

2022-23: 10

2023-24: 5

*at Morehead State

ACTIVE NCAA DIVISION I CAREER DOUBLE-DOUBLE LEADERS

Player	School	Double-Doubles	Games Played
Armando Bacot	North Carolina	73	143
Norchad Omier	Miami (Fla.)	56	100
Fardaws Aimaq	California	52	105
Johni Broome	Auburn	51	108
Enrique Freeman	Akron	51	108

30-point games in the SEC this season

Date	Player	School	Points	Opponent
11/29	Dalton Knecht	Tennessee	37	North Carolina
12/9	Mark Sears	Alabama	35	Purdue
11/24	Wade Taylor IV	Texas A&M	35	Florida Atlantic
11/24	Tramon Mark	Arkansas	34	North Carolina
12/16	Wade Taylor	Texas A&M	34	Houston
12/16	Jordan Wright	LSU	33	Texas
12/21	Antonio Reeves	Kentucky	30	Louisville
11/29	Johni Broome	Auburn	30	Virginia Tech

30-point/10-rebound/3-block games in NCAA Division I this season

Date	Player	School	Points/Rebounds/Blocks	Opponent
11/10	Isaiah Cozart	Eastern Kentucky	33/14/4	Wilberforce
11/6	Quinten Post	Boston College	31/11/4	Fairfield
11/14	Great Osobor	Utah State	31/10/3	Southern Utah
11/29	Johni Broome	Auburn	30/13/3	Virginia Tech
12/1	Zach Edey	Purdue	35/14/3	Northwestern
12/9	Tymu Chenery	Binghamton	31/12/4	Le Moyne
12/19	Jalyn McCreary	Mercer	30/12/3	Queens (N.C.)

PEARL AMONG THE BEST OF THE BEST

» Bruce Pearl ranks No. 13 among active NCAA Division I coaches in career wins (644), third among active SEC men's basketball coaches. He also ranks No. 19 among active NCAA All-Division coaches in career wins (644) and No. 8 all-time among winningest SEC coaches with 327 career wins (UT and AU combined).

MOST OVERALL COLLEGIATE HEAD COACHING WINS AMONG ACTIVE SEC COACHES

Coach	School	Wins
John Calipari	Kentucky	799
Rick Barnes	Tennessee	788
Bruce Pearl	Auburn	644
Buzz Williams	Texas A&M	335
Mike White	Florida	268

PLAYER NOTES

0

K.D. JOHNSON

	GP-GS	PPG	RPG	FG%	FT%
2023-24	11-0	7.5	1.7	.415	.826
Career	94-31	10.7	2.4	.394	.694

Sr. | G | 6-0 | 190 | Atlanta, Ga. | Georgia

- Averaging 7.5 ppg off the bench. • Reached his 1000th career point with 13 points on 3-of-5 shooting from 3PT & 4-for-4 from FT line vs. Alabam State.
- Team's Sixth Man last season averaging 8.9 points per game off the bench.

Career Highs
 Pts _____ 27
 Reb _____ 8
 Ast _____ 7
 Stl _____ 5 (2x)
 Min _____ 37

1

ADEN HOLLOWAY

	GP-GS	PPG	RPG	FG%	FT%
2023-24	11-9	11.5	1.1	.361	.778
Career	11-9	11.5	1.1	.361	.778

Fr. | G | 6-1 | 178 | Charlotte, N.C. | Prolific Prep

- Led the Tigers with a team-high 15 pts in the win over USC. • Has scored in double figures on six occasions. • Boasts a 3.33 assist-to-turnover ratio (40-12) this season. • AU's sixth-ever McDonald's High School All-American.

Career Highs
 Pts _____ 24
 Reb _____ 3
 Ast _____ 6
 Stl _____ 3
 Min _____ 26 (2x)

2

JAYLIN WILLIAMS

	GP-GS	PPG	RPG	FG%	FT%
2023-24	11-3	7.8	2.5	.548	.800
Career	118-71	8.5	3.8	.494	.746

Gr. | F | 6-8 | 245 | Nahunta, Ga. | Brantley County HS

- Registered his 1,000th career point with a game-high 20 points on 7-of-10 shooting from the field and 6-for-6 from FT line vs. Alabama State on Dec. 22.
- Winningest player in program history (96 career wins & counting).

Career Highs
 Pts _____ 24 (2x)
 Reb _____ 11 (2x)
 Ast _____ 8
 Stl _____ 4
 Min _____ 37

3

TRE DONALDSON

	GP-GS	PPG	RPG	FG%	FT%
2023-24	11-3	7.8	2.5	.548	.800
Career	43-3	3.9	1.7	.459	.633

So. | G | 6-3 | 210 | Tallahassee, Fla. | Florida St. Univ. School

- Has scored in double figures in three of the team's last five contests.
- Currently boasts a 2.11 assist-to-turnover ratio (38-to-18) as the team's back-up floor general. • Has made three starts this season.

Career Highs
 Pts _____ 15
 Reb _____ 7
 Ast _____ 7
 Stl _____ 4
 Min _____ 29

4

JOHNI BROOME

	GP-GS	PPG	RPG	FG%	FT%
2023-24	11-10	14.3	8.4	.517	.561
Career	108-104	14.9	9.2	.546	.598

Jr. | F/C | 6-10 | 240 | Plant City, Fla. | Morehead State

- Preseason All-SEC First Team selection and John R. Wooden and Naismith POTY Award candidate. • Recorded his 51st career double-double with 16 points and a season-high tying 13 rebounds vs. Alabama State on Dec. 22.

Career Highs
 Pts _____ 32
 Reb _____ 18 (2x)
 Ast _____ 5 (3x)
 Stl _____ 4
 Min _____ 37

5

CHRIS MOORE

	GP-GS	PPG	RPG	FG%	FT%
2023-24	11-11	3.5	2.1	.444	.765
Career	92-27	2.8	1.9	.492	.686

Sr. | F | 6-6 | 220 | West Memphis, Ark. | West Memphis HS

- One of two players to start in all 11 games of the season. • Had surgery this summer on his right shoulder. • Major vocal presence on the team in the locker room and on the floor. • Registered 6 points going 4-for-4 from FT line vs. ASU.

Career Highs
 Pts _____ 16
 Reb _____ 7
 Ast _____ 4
 Stl _____ 3 (2x)
 Min _____ 25 (2x)

10

CHAD BAKER-MAZARA

	GP-GS	PPG	RPG	FG%	FT%
2023-24	11-0	8.2	3.6	.419	.882
Career	57-13	7.6	2.6	.426	.870

Jr. | G/F | 6-7 | 180 | Santo Domingo, DR | NW Florida State College

- One of the Top 100 JUCO transfers in the country (No. 13).
- Fourth on the team in scoring (8.2 ppg) and rebounding (3.6 rpg).
- First Auburn player hailing from the Dominican Republic.

Career Highs
 Pts _____ 23
 Reb _____ 7
 Ast _____ 6
 Stl _____ 3 (5x)
 Min _____ 34

12

DENVER JONES

	GP-GS	PPG	RPG	FG%	FT%
2023-24	11-0	7.9	2.6	.387	.929
Career	70-45	14.9	3.6	.435	.873

Jr. | G | 6-4 | 205 | New Market, Ala. | FIU

- Ranked No. 25 nationally last season averaging 20.1 points per game at FIU.
- 2023 All-Conference USA First Team performer.
- Rated No. 26 transfer in the country by 247Sports.

Career Highs
 Pts _____ 30
 Reb _____ 13
 Ast _____ 6 (3x)
 Stl _____ 4 (6x)
 Min _____ 47

20

CARTER SOBERA

	GP-GS	PPG	RPG	FG%	FT%
2023-24	6-0	0.0	0.2	.000	.000
Career	13-0	0.2	0.4	.500	.333

Sr. | G | 6-5 | 210 | Birmingham, Ala. | Mountain Brook HS

- Two-Time SEC Academic Honor Roll and NABC Honors Court student.
- Walk-on who played high school basketball w/ AU teammate Lior Berman.
- Scored team's 100th point in Tigers' 102-66 exhibition victory over AUM.

Career Highs
 Pts _____ 3
 Reb _____ 2
 Ast _____
 Stl _____ 1
 Min _____ 2 (3x)

23

ADDARIN SCOTT

	GP-GS	PPG	RPG	FG%	FT%
2023-24	6-0	0.3	0.3	.000	1.000
Career	6-0	0.3	0.3	.000	1.000

Jr. | F | 6-9 | 207 | Dallas, Texas | Navarro College

- Goes by the nickname, AD. • One of the Top 100 JUCO transfers in the country (No. 54). • Registered his first NCAA Division I collegiate points with two made free throws and two rebounds vs. Alabama A&M on Nov. 21.

Career Highs
 Pts _____ 2
 Reb _____ 2
 Ast _____
 Stl _____
 Min _____ 2 (2x)

24

LIOR BERMAN

	GP-GS	PPG	RPG	FG%	FT%
2023-24	10-0	1.8	0.9	.500	.500
Career	68-0	1.8	0.9	.402	.538

Gr. | G | 6-4 | 210 | Birmingham, Ala. | Mountain Brook HS

- Played the last four years and worked his way up from walk-on to consistently being in the rotation. • First year on scholarship.
- Graduated summa cum laude w/ a bachelor's degree in industrial design.

Career Highs
 Pts _____ 8 (4x)
 Reb _____ 4 (2x)
 Ast _____ 1 (11x)
 Stl _____ 1 (13x)
 Min _____ 19

31

CHANEY JOHNSON

	GP-GS	PPG	RPG	FG%	FT%
2023-24	11-0	4.1	4.2	.429	.615
Career	98-66	12.7	5.1	.535	.737

Jr. | F | 6-7 | 220 | Alabaster, Ala. | Alabama-Huntsville

- Has played in all 11 games of the season averaging 16.1 minutes off the bench. • One of the top NCAA Division II players in the country having been named Gulf South Conference POTY in 2022-23.

Career Highs
 Pts _____ 35
 Reb _____ 12 (2x)
 Ast _____ 6
 Stl _____ 4
 Min _____ 38

44

DYLAN CARDWELL

	GP-GS	PPG	RPG	FG%	FT%
2023-24	11-1	5.1	3.7	.667	.667
Career	104-2	3.7	3.5	.708	.500

Sr. | C | 6-11 | 255 | Augusta, Ga. | McEachern HS

- Graduated magna cum laude from AU's Harbert College of Business.
- Recorded a career-high 11 points along with 5 rebounds, 2 assists, 3 steals and 2 blocked shots vs. USC. • Interned this summer with Athletes for Israel and was the team host for Kansas State and Arizona on both teams' foreign tour to Israel and UAE. • With teammate Johni Broome, one of the most formidable front-court duos in the SEC and in the country – a complete unit.

Career Highs
 Pts _____ 11
 Reb _____ 10
 Ast _____ 4
 Stl _____ 4
 Min _____ 29

TV/RADIO ROSTER CHART



K.D. JOHNSON
G • 6-0 • 190 • Sr.
Atlanta, Ga.



ADEN HOLLOWAY
G • 6-1 • 178 • Fr.
Charlotte, N.C.



JAYLIN WILLIAMS
F • 6-8 • 245 • Gr.
Nahunta, Ga.



TRE DONALDSON
G • 6-3 • 200 • So.
Tallahassee, Fla.



JOHNI BROOME
F/C • 6-10 • 240 • Jr.
Plant City, Fla.



CHRIS MOORE
F • 6-6 • 220 • Sr.
West Memphis, Ark.



CHAD BAKER-MAZARA
G/F • 6-7 • 180 • Jr.
Santo Domingo, D.R.



DENVER JONES
G • 6-4 • 205 • Jr.
New Market, Ala.



CJ WILLIAMS
G • 6-2 • 175 • So.
Fayetteville, Ark.



PRESLEY PATTERSON
G • 5-11 • 180 • So.
Knoxville, Tenn.



CARTER SOBERA
G • 6-5 • 210 • Sr.
Birmingham, Ala.



BLAKE MUSCHALEK
G • 6-3 • 178 • Fr.
Dallas, Texas



REED TRAPP
G • 6-6 • 188 • So.
Muscle Shoals, Ala.



ADDARIN SCOTT
F • 6-9 • 207 • Jr.
Dallas, Texas



LIOR BERMAN
G • 6-4 • 210 • Gr.
Birmingham, Ala.



CHANAY JOHNSON
F • 6-7 • 220 • Jr.
Alabaster, Ala.




LUCAS CLANTON
G • 6-1 • 175 • Fr.
Shelbyville, Tenn.



HASTON ALEXANDER
C • 6-10 • 255 • So.
Tuscumbia, Ala.



DYLAN CARDWELL
C • 6-11 • 255 • Sr.
Augusta, Ga.



JALEN HARPER
G • 6-2 • 165 • Gr.
Mableton, Ga.

No.	Name	Pos.	Ht.	Wt.	Cl.	Hometown (Last School)
0	K.D. Johnson	G	6-0	190	Sr.	Atlanta, Ga. (Georgia)
1	Aden Holloway	G	6-1	178	Fr.	Charlotte, N.C. (Prolific Prep)
2	Jaylin Williams	F	6-8	245	Gr.	Nahunta, Ga. (Brantley County HS)
3	Tre Donaldson	G	6-3	200	So.	Tallahassee, Fla. (Florida State Univ. School)
4	Johni Broome	F	6-10	240	Jr.	Plant City, Fla. (Morehead State)
5	Chris Moore	F	6-6	220	Sr.	West Memphis, Ark. (West Memphis HS)
10	Chad Baker-Mazara	G/F	6-7	180	Jr.	Santo Domingo, Dominican Republic (NW Florida State)
12	Denver Jones	G	6-4	205	Jr.	New Market, Ala. (FIU)
13	CJ Williams	G	6-2	175	So.	Fayetteville, Ark. (Fayetteville HS)
14	Presley Patterson	G	5-11	180	So.	Knoxville, Tenn. (Knoxville Catholic HS)
20	Carter Sobera	G	6-5	210	Sr.	Birmingham, Ala. (Mountain Brook HS)
21	Blake Muschalek	G	6-3	178	Fr.	Dallas, Texas (Trinity Christian Academy)
22	Reed Trapp	G	6-6	188	So.	Muscle Shoals, Ala. (Birmingham-Southern College)
23	Addarin Scott	F	6-9	207	Jr.	Dallas, Texas (Navarro College)
24	Lior Berman	G	6-4	210	Gr.	Birmingham, Ala. (Mountain Brook HS)
31	Chaney Johnson	F	6-7	220	Jr.	Alabaster, Ala. (UAH)
33	Lucas Clanton	G	6-1	175	Fr.	Shelbyville, Tenn. (Cascade HS)
42	Haston Alexander	C	6-10	255	So.	Tuscumbia, Ala. (Covenant Christian School)
44	Dylan Cardwell	C	6-11	255	Sr.	Augusta, Ga. (McEachern HS)
55	Jalen Harper	G	6-2	165	Gr.	Mableton, Ga. (Shelton State CC)

Head Coach: Bruce Pearl (Boston College '82) – 10th Season

Associate Head Coach: Steven Pearl (Tennessee '10) – 10th Season

Assistant Coach: Ira Bowman (Penn '96) – Sixth Season

Assistant Coach: Corey Williams (Oklahoma State '02) – First Season

Assistant Coach: Chad Prewett (Troy State '94) – 10th Season

Assistant Coach/Offensive Coordinator: Mike Burgomaster (Miami '16) – Eighth Season

Director of Player Development: Marquis Daniels (Auburn '03) – Sixth Season

Director of Scouting and Recruiting: Ian Borders (Louisville '07) – Sixth Season

Director of Sports Performance: Damon Davis (Western Illinois '03) – 15th Season

Senior Athletic Trainer: Clark Pearson (Kentucky '96) – 15th Season

Executive Assistant to the Head Coach: Bridget Graba – 13th Season

Director of Operations: Maddux Jeffreys (Auburn '20) – Second Season

Director of Creative Content: Steven Leonard (Indiana '17) – Second Season

Chaplain: Jeremy Napier (West Virginia State '07) – Second Season

Graduate Assistant: Geoff Gray (Emerson College '19) – Second Season

Graduate Assistant: Bryant Smith – Second Season

PRONUNCIATION GUIDE

HASTON Alexander	HAY-stun
Chad Baker-MAZARA	MUH-ZARR-UH (like car)
LIOR Berman	LEE-oar
JOHNI Broome	JUH-nye (like dye)
ADEN Holloway	AY-den
Blake MUSCHALEK	MOO-SHUH-lek
ADDARIN Scott	UH-Dare-IN
JAYLIN Williams	JAY-lyn

WEEKLY SCHEDULE

SUNDAY December 31	MONDAY January 1	TUESDAY January 2	WEDNESDAY December 27	THURSDAY December 28	FRIDAY December 29	SATURDAY December 30
Practice at 1 p.m. (practice gym)	Practice at 1 p.m. (main floor)	Game Day vs. Penn 8 p.m. CT (Neville Arena)	Practice at 3:30 p.m. (main floor)	Practice at 1 p.m. (main floor)	Practice at 1 p.m. (main floor)	Game Day vs. Chattanooga 8 p.m. CT (Neville Arena)

HEAD COACH BRUCE PEARL



Auburn Head Coach Bruce Pearl is in his 10th season on The Plains.

He has guided the Tigers to 182 wins in 10 seasons, the program's first-ever No. 1 ranking in both national polls and a memorable run to the NCAA Final Four in 2019.

The three-time SEC Coach of the Year's accomplishments also include two Southeastern Conference regular-

season championships, one SEC Tournament championship and four NCAA Tournament berths with the Tigers.

Pearl currently ranks No. 13 among active NCAA Division I coaches in career wins (644) and No. 8 all-time among winningest SEC coaches with 327 career victories at Auburn and Tennessee combined.

During the 2022-23 season, the Tigers continued to make history finishing the season with a 21-13 overall record – the 11th-most wins in program history. Auburn has now turned in 20-win seasons in five of the last six years and is the second-winningest program in the SEC in that span.

Auburn was ranked a program-best 32-consecutive weeks in The Associated Press Top 25 Poll and as high as No. 11 in the country during the season. It was one of 10 schools to be ranked in the AP Top 25 throughout the 2022 calendar year.

For the third-consecutive school year, the Tigers achieved a team GPA of 3.0 or higher and received the NABC Academic Excellence Award under Pearl.

Six Tigers have been drafted into the NBA and developed by Pearl and his coaching staff including All-Americans Jabari Smith (No. 3 overall in 2022) and Walker Kessler selected (No. 22 overall in 2022). Both are currently playing in the league along with Chuma Okeke (No. 16 overall in 2019), Isaac Okoro (No. 5 overall in 2020), JT Thor (No. 37 overall in 2021) and Sharife Cooper (No. 48 overall in 2021).

Pearl's teams have been just as successful off the court as Auburn has had 39 graduates since 2014 – the most in the SEC.

In 29 seasons as a head coach, he has guided his teams to the NCAA Tournament 21 times and a 644-258 (.714) winning record.

Pearl is the only head coach (football or men's basketball) in SEC history to lead two programs to a No. 1 national ranking (Auburn in 2022 and UT in 2008). Additionally, he is just one of three head coaches to take four programs (three at the Division I level) to the Sweet 16, joining Lon Kruger and Eddie Sutton.

Through the Bruce Pearl Family Foundation, he and his wife, Brandy, remain committed to giving back to those in Alabama, providing support to children and families facing challenging and life-altering illnesses through Children's Harbor.

In 2015-16, Pearl started AURLIVE at Auburn to benefit patients in the state of Alabama in the fight against cancer. AURLIVE also raises the awareness of cancer prevention and detection.

A native of Boston, Mass., Pearl graduated cum laude from Boston College in 1982 with a bachelor's degree in business administration. He is the proud father of four children, Jacqui, Steven, Leah and Michael, and enjoys spending time with his grandchildren.

CAREER HONORS

- Three-Time SEC Coach of the Year (2006, 2008 and 2022)
- Three-Time Horizon League Coach of the Year (2002, 2003 and 2005)
- Two-Time GLVC Coach of the Year (1993 and 1994)
- 2019 NCAA Final Four appearance
- 2009 Maccabi Games Gold Medalist (Team USA)
- 2008 Adolph Rupp Cup Award recipient
- 2006 Sporting News Coach of the Year
- 1995 NABC Division II Coach of the Year
- 1995 NCAA Division II National Championship

HEAD COACHING RECORD

Year	School	Record	Postseason
1992-93	Southern Indiana	22-7	NCAA Region 3rd Place
1993-94	Southern Indiana	28-4	NCAA Runner-Up
1994-95	Southern Indiana	29-4	NCAA Champions
1995-96	Southern Indiana	25-4	NCAA Sweet 16
1996-97	Southern Indiana	23-5	NCAA First Round
1997-98	Southern Indiana	27-6	NCAA Sweet 16
1998-99	Southern Indiana	26-6	NCAA Sweet 16
1999-00	Southern Indiana	25-6	NCAA Sweet 16
2000-01	Southern Indiana	26-4	NCAA First Round
Total		231-46	
2001-02	Milwaukee	16-13	-
2002-03	Milwaukee	24-8	NCAA First Round
2003-04	Milwaukee	20-11	NIT First Round
2004-05	Milwaukee	26-6	NCAA Sweet 16
Total		86-38	
2005-06	Tennessee	22-8	NCAA Second Round
2006-07	Tennessee	24-11	NCAA Sweet 16
2007-08	Tennessee	31-5	NCAA Sweet 16
2008-09	Tennessee	21-13	NCAA First Round
2009-10	Tennessee	28-9	NCAA Elite Eight
2010-11	Tennessee	19-15	-
Total		145-61	
2014-15	Auburn	15-20	-
2015-16	Auburn	11-20	-
2016-17	Auburn	6-14 #	-
2017-18	Auburn	26-8	NCAA Second Round
2018-19	Auburn	30-10	NCAA Final Four
2019-20	Auburn	25-6	(Canceled)
2020-21	Auburn	13-14	
2021-22	Auburn	26-6 %	NCAA Second Round
2022-23	Auburn	21-13	NCAA Second Round
2023-24	Auburn	9-2	
Total		182-113	
Career		644-258 (.714)	

Denotes vacated games by the NCAA during the 2016-17 season

% Two wins credited to assistant coaches/then-acting head coaches Wes Flanigan and Steven Pearl during the 2021-22 season

TOP PERFORMANCES UNDER PEARL AT AUBURN

MOST POINTS TEAM

- 119, vs. Northwestern State (Nov. 27, 2015)
119, vs. Winthrop (Nov. 24, 2017)
- 117, vs. Coastal Carolina (Dec. 15, 2016)
- 116, vs. CSUN (Nov. 15, 2019)
- 109, vs. UConn (Nov. 24, 2021)
- 109, at South Carolina (Jan. 23, 2021)

MOST POINTS INDIVIDUAL

- 34, Bryce Brown vs. Dayton (Dec. 8, 2018)
- 33, Samir Doughty vs. CSUN (Nov. 15, 2019)
- 32, Samir Doughty at Tennessee (Mar. 7, 2020)
- 31, Jabari Smith vs. Vanderbilt (Feb. 16, 2022)
- 31, Bryce Brown vs. Norfolk State (Nov. 10, 2017)
- 31, Mustapha Heron vs. Winthrop (Nov. 24, 2017)
- 31, Jared Harper at UAB (Dec. 15, 2018)
- 30, Johni Broome vs. Virginia Tech (Nov. 29, 2023)**

MOST REBOUNDS TEAM

- 66, vs. Mississippi College (Nov. 14, 2018)
- 60, at Arkansas [OT] (Feb. 8, 2022)
- 60, vs. Alabama (Feb. 12, 2020)
- 56, vs. Saint Joseph's (Nov. 26, 2020)
- 53, vs. Winthrop (Nov. 15, 2022)

MOST REBOUNDS INDIVIDUAL

- 19, Walker Kessler at Arkansas [OT] (Feb. 8, 2022)
- 19, Cinmeon Bowers at Middle Tennessee (Dec. 12, 2015)
- 18, Johni Broome vs. Georgia (Feb. 1, 2023)
- 18, Cinmeon Bowers vs. Alabama (Jan. 19, 2016)
- 18, Cinmeon Bowers vs. Ole Miss (Feb. 20, 2016)
- 17, Cinmeon Bowers vs. Milwaukee (Nov. 14, 2014)
- 17, Cinmeon Bowers vs. Winthrop (Dec. 17, 2014)
- 17, Cinmeon Bowers vs. Mississippi State (Jan. 21, 2015)
- 17, Horace Spencer vs. Mississippi College (Nov. 14, 2018)
- 17, Austin Wiley vs. Alabama (Feb. 12, 2020)

MOST 3-POINTERS TEAM

- 22, vs. South Alabama (Dec. 4, 2020)
- 21, vs. Coastal Carolina (Dec. 15, 2016)
- 18, vs. South Alabama (Nov. 6, 2018)
- 18, vs. LSU (Feb. 8, 2020)
- 17, vs. Northwestern State (Nov. 27, 2015)
- 17, vs. Vanderbilt (Feb. 3, 2018)
- 17, vs. Arkansas (Feb. 20, 2019)
- 17, vs. North Carolina (Mar. 29, 2019)
- 17, vs. CSUN (Nov. 15, 2019)

MOST 3-POINTERS INDIVIDUAL

- 9, Bryce Brown at Arkansas (Feb. 17, 2016)
- 8, Kareem Canty at Middle Tennessee (Dec. 12, 2015)
- 8, Bryce Brown vs. South Carolina (Mar. 3, 2018)
- 8, Samir Doughty at Tennessee (Mar. 7, 2020)
- 7, Jabari Smith vs. Vanderbilt (Feb. 16, 2022)
- 7, KT Harrell vs. Coastal Carolina (Dec. 5, 2014)
- 7, Bryce Brown at Ole Miss (Jan. 9, 2019)
- 7, Bryce Brown vs. Kansas (Mar. 23, 2019)
- 7, Justin Powell vs. South Alabama (Dec. 4, 2020)

MOST FT MADE TEAM

- 36, vs. Missouri (Jan. 26, 2021)
- 33, vs. UConn (Nov. 24, 2021)
- 33, vs. Kentucky (Feb. 1, 2020)
- 31, vs. Arkansas (Feb. 10, 2015)
- 31, at Arkansas - Feb. 27, 2018)

MOST FT MADE INDIVIDUAL

- 18, Sharife Cooper vs. Missouri (Jan. 26, 2021)
- 15, KT Harrell vs. Georgia (Mar. 3, 2015)
- 15, Jared Harper at UAB (Dec. 15, 2018)
- 14, Jared Harper vs. Ole Miss (Jan. 7, 2017)
- 14, Samir Doughty vs. Kentucky (Feb. 1, 2020)
- 12, Jabari Smith vs. UConn (Nov. 24, 2001)
- 12, Desean Murray vs. Ole Miss (Jan. 9, 2018)
- 12, Jared Harper vs. South Carolina (Mar. 15, 2019)

MOST FT ATTEMPTED TEAM

- 46, at Missouri (Feb. 15, 2020)
- 44, vs. Kentucky (Feb. 1, 2020)
- 44, vs. Missouri (Jan. 26, 2021)
- 43, vs. Saint Joseph's (Nov. 26, 2020)
- 42, vs. Eastern Kentucky (Nov. 17, 2016)
- 42, vs. Alabama (Jan. 21, 2017)

MOST FT ATTEMPTED INDIVIDUAL

- 21, Sharife Cooper vs. Missouri (Jan. 26, 2021)
- 18, Cinmeon Bowers vs. Missouri (Jan. 10, 2015)
- 18, KT Harrell vs. LSU (Mar. 13, 2015)
- 18, Austin Wiley vs. Alabama (Jan. 21, 2017)
- 17, Jared Harper vs. Ole Miss (Jan. 7, 2017)
- 16, Johni Broome vs. Houston (March 18, 2023)
- 16, K.D. Johnson vs. UConn (Nov. 24, 2021)
- 16, Cinmeon Bowers vs. LSU (Feb. 2, 2016)
- 16, Jared Harper at UAB (Dec. 15, 2018)

MOST ASSISTS TEAM

- 27, vs. CSUN (Nov. 15, 2019)
- 26, vs. Nebraska (Dec. 11, 2021)
- 25, vs. Indiana (Dec. 9, 2023)**
- 25, vs. Saint Peter's (Nov. 28, 2018)
- 24, vs. South Alabama (Nov. 6, 2018)
- 24, vs. South Alabama (Dec. 4, 2020)

MOST ASSISTS INDIVIDUAL

- 16, J'Von McCormick vs. CSUN (Nov. 15, 2019)
- 14, Jared Harper vs. Vanderbilt (Feb. 3, 2018)
- 13, Jared Harper vs. South Alabama (Nov. 6, 2018)
- 13, Jared Harper vs. North Carolina (Mar. 29, 2019)
- 12, Wendell Green Jr. at South Carolina (Jan. 21, 2023)

MOST STEALS TEAM

- 20, vs. North Florida (Dec. 29, 2018)
- 18, vs. Tennessee (Feb. 22, 2020)
- 16, vs. Nebraska (Dec. 11, 2021)
- 16, vs. Saint Peter's (Nov. 28, 2018)
- 14 vs. Texas Southern (Nov. 18, 2022)
- 14 vs. George Mason (Nov. 7, 2022)
- 14, vs. Georgia (Jan. 20, 2018)
- 14, vs. Alabama (Feb. 21, 2018)
- 14, vs. Mississippi College (Nov. 14, 2018)
- 14, vs. Florida (Mar. 16, 2019)
- 14, vs. Tennessee (Mar. 17, 2019)
- 14, vs. New Mexico (Nov. 25, 2019)

MOST STEALS INDIVIDUAL

- 5, Wendell Green Jr. at Mississippi State (March 2, 2022)
- 5, Walker Kessler vs. Nebraska (Dec. 11, 2021)
- 5, Zep Jasper vs. Nebraska (Dec. 11, 2021)
- 5, K.D. Johnson vs. Syracuse (Nov. 26, 2021)
- 5, K.D. Johnson vs. UConn (Nov. 24, 2021)
- 5, K.C. Ross-Miller vs. Oregon State (Nov. 26, 2014)
- 5, K.C. Ross-Miller vs. Middle Tennessee (Dec. 29, 2014)
- 5, Antoine Mason at LSU (Feb. 5, 2015)
- 5, Malik Dunbar vs. UNC Asheville (Dec. 4, 2018)
- 5, Chuma Okeke vs. Murray State (Dec. 22, 2018)
- 5, Chuma Okeke vs. North Florida (Dec. 29, 2018)
- 5, J'Von McCormick vs. Tennessee (Feb. 22, 2020)

MOST BLOCKS TEAM

- 14, vs. Texas A&M (Feb. 12, 2022)
- 14, vs. Yale (Dec. 4, 2021)
- 14, vs. LSU (Dec. 29, 2021)
- 14, at Georgia (Jan. 13, 2021)
- 14, vs. Missouri (Jan. 26, 2021)

MOST BLOCKS INDIVIDUAL

- 12, Walker Kessler vs. Texas A&M (Feb. 12, 2022)
- 11, Walker Kessler vs. LSU (Dec. 29, 2021)
- 9, Walker Kessler vs. Jacksonville State (Mar. 18, 2022)
- 8, Johni Broome vs. Saint Louis (Nov. 27, 2022)
- 8, Walker Kessler vs. Ole Miss (Feb. 23, 2022)
- 8, Walker Kessler vs. Alabama (Feb. 1, 2022)

ASSOCIATED PRESS POLL

RK	TEAM	RECORD	PTS
1	Purdue (46)	11-1	1486
2	Kansas (5)	11-1	1424
3	Houston (9)	12-0	1408
4	Arizona	9-2	1191
5	UConn	11-2	1150
6	Tennessee	9-3	1124
7	Florida Atlantic	10-2	1089
8	Kentucky	9-2	1074
9	North Carolina	8-3	954
10	Marquette	10-3	928
11	Illinois	9-2	902
12	Oklahoma	10-1	778
13	Gonzaga	9-3	577
14	BYU	11-1	575
15	Colorado State	11-1	573
16	Duke	8-3	551
17	Baylor	10-2	532
18	Clemson	10-1	513
19	Memphis	10-2	493
20	James Madison	12-0	417
21	Texas	9-2	342
22	Creighton	9-3	340
23	Wisconsin	9-3	287
24	Ole Miss	12-0	243
25	Providence	11-2	128

Others receiving votes: Auburn 121, Colorado 64, Miami 51, Utah 45, Virginia 40, Iowa State 21, Nevada 13, Ohio State 10, Texas A&M 9, Michigan State 8, San Diego State 8, Villanova 6, New Mexico 6, Northwestern 5, Dayton 4, Grand Canyon 3, South Carolina 2, Mississippi State 2, Alabama 2, Princeton 1

COACHES POLL

RK	TEAM	RECORD	PTS
No poll released this week			

Others receiving votes:

LAST TIME TEAM

Defeated a ranked team at home _____ vs. #12 Tennessee (3/4/23)
 Defeated a ranked team on the road _____ at #24 Alabama (1/11/22)
 Defeated a ranked team at a neutral site _____ vs. #7 Kentucky (3/31/19)
 Defeated a top-10 team at home _____ vs. #5 Tennessee (3/9/19)
 Defeated a top-10 team on the road _____ at #8 Arkansas (1/23/93)
 Defeated a top-10 team at a neutral site _____ vs. #7 Kentucky (3/31/19)
 Won in overtime _____ at Mississippi State, 81-68 (OT) (3/2/22)
 Lost in overtime _____ at #2 Alabama, 90-85 (OT) (3/1/23)
 Won in double overtime _____ at Ole Miss, 83-82 (2OT) (1/28/20)
 Lost in double overtime _____ vs. #22 UConn, 115-109 (2OT) (11/24/21)
 Played back-to-back overtime games _____ at Arkansas, W 79-76 (OT) (2/5/20)
 _____ vs. LSU, W 91-90 (OT) (2/8/20)
 _____ vs. Alabama, W 95-91 (OT) (2/12/20)
 Played in three-straight overtime games _____ at Arkansas, W 79-76 (OT) (2/5/20)
 _____ vs. LSU, W 91-90 (OT) (2/8/20)
 _____ vs. Alabama, W 95-91 (OT) (2/12/20)
 Played at least three overtimes _____ vs. Georgia (SECT) (4OT) (3/1/79)
 Shot 70% for a half _____ 72.4% (21-29) at Washington (2nd) (12/21/22)
 Shot 70% for a half (SEC) _____ 70.8% (17-24) vs. Vanderbilt (2nd) (2/16/22)
 Shot 60% for a game _____ 61.8% (42-68) vs. Winthrop (11/24/17)
 Shot 60% for a game (SEC) _____ 61.1% (33-54) at Arkansas (2/17/16)
 Shot less than 30% for game _____ 23.6% (13-55) at Tennessee (2/4/23)
 Shot 100% from the FT line _____ 100% (6-6) vs. Long Beach State (12/23/11)
 Shot 60% from 3-point line _____ 60.0% (12-20) at #2 Alabama (3/1/23)
 Shot less than 30% in half _____ 28.6% (10-35) vs. Alabama (2nd) (2/11/23)
 Shot less than 20% in half _____ 16.7% (4-24) vs. #2 Houston (2nd) (3/18/23)
 Shot less than 10% in a half _____ 8.3% (2-24) vs. LSU (1st) (1/8/11)
 Attempted 50 free throws _____ 52 vs. Vanderbilt (2/6/54)
 Attempted 40 free throws _____ 41 vs. #22 UConn (11/24/21)
 Attempted 30 free throws in half _____ 30 vs. #12 Missouri (2nd) (1/26/21)
 Made 30 free throws _____ 33 vs. #22 UConn (11/24/21)
 Made 30 free throws (SEC) _____ 31 vs. Alabama (2/1/22)
Made at least 10 3-point field goals _____ 14 vs. Indiana (12/9/23)
 Made at least 15 3-point field goals _____ 15 vs. Arkansas (12/30/20)
 Failed to make 3-point field goal _____ vs. Kentucky (0-15) (1/19/13)
 Had at least 60 rebounds _____ 60 at Arkansas [OT] (2/8/22)
 Had at least 50 rebounds _____ 53 vs. Winthrop (11/15/22)
 Had less than 20 rebounds _____ 19 vs. Arkansas (3/9/23)
Had at least 25 assists _____ 25 vs. Indiana (12/9/23)
Had at least 20 assists _____ 20 vs. St. Bonaventure (11/17/23)
 Had at least 15 steals _____ 16 vs. Nebraska (12/11/21)
Had at least 10 blocks _____ 10 vs. #17 Baylor (11/7/23)
 Had at least 15 blocks _____ 17 vs. Nicholls State (11/25/11)
 Failed to make a blocked shot _____ 0 at #2 Alabama (3/1/23)
 Had at least 25 lead changes _____ 27 at Arkansas (1/16/13)
Scored 50 points in a half _____ 52 vs. Indiana (1st and 2nd) (12/9/23)
 Scored 50 points in a half (SEC) _____ 52 vs. Georgia (2nd) (2/1/23)
 Scored 60 points in a half _____ 66 vs. CSUN (1st) (11/15/19)
 Scored 60 points in a half (SEC) _____ 64 at Tennessee (2nd) (2/15/06)
 Scored 70 points in a half _____ 72 vs. Northwestern State (2nd) (11/27/15)
Scored 100 points _____ 104 vs. Indiana (12/9/23)
 Scored 100 points (SEC) _____ 100 vs. Alabama (2/1/22)
 Scored under 20 points in 1st half _____ 19 at Tennessee (2/4/23),
 _____ vs. Northwestern (11/23/22), vs. Clemson (3/18/18)
 Scored under 20 points in 2nd half _____ 14 vs. Tulsa (11/24/14)
 Scored under 10 points in a half _____ 6 vs. LSU (1st) (1/8/11)
 Scored 35 or under points in a game _____ 35 vs. Tulsa (11/24/14)
 Scored under 50 points in game _____ 43 at Tennessee (2/4/23),
 _____ vs. Northwestern (11/23/22)
 Scored under 50 points in game (SEC) _____ 43 at Tennessee (2/4/23)

LAST TIME INDIVIDUAL

Scored at least 30 points _____ **Johni Broome (30) vs. Virginia Tech (11/29/23)**

Scored at least 35 points _____ Toney Douglas (38) vs. Nicholls State (11/24/04)

Scored at least 40 points _____ Wesley Person (44) vs. UAB (12/16/93)

Had two players with at least 20 points _____ **Jaylin Williams (24) and Aden Holloway (24) vs. Indiana (12/9/23)**

Had three players with at least 20 points _____ Samir Doughty (26), J'Von McCormick (23), Devan Cambridge (21) vs. LSU (2/8/20)

Had two players with 25 points _____ Bryce Brown (26), Jared Harper (25) vs. Xavier (OT) (11/19/18)

Had two players with 25 points (SEC) _____ Chris Denson (30), KT Harrell (26) vs. Mississippi State (2/14/14)

Scored 20 points in a half _____ Jabari Smith (20, 2nd) at Florida (2/19/22)

Scored 20 points in 1st half _____ Bryce Brown (20) at Texas A&M (1/16/19)

Scored 20 points in 2nd half _____ Jabari Smith (20, 2nd) at Florida (2/19/22)

Scored 25 points in a half _____ Bryce Brown (25, 2nd) vs. Kentucky (1/19/19)

A player had back-to-back 20-point games _____ **Johni Broome (30) vs. Virginia Tech (11/29/23); (21) at Appalachian State (12/3/23)**

A player three consecutive 20-point games _____ Jabari Smith (27) at Tennessee (2/26/22); (27) at Mississippi State [OT] (3/2/22);

_____ vs. South Carolina (3/5/22)

A player had back-to-back 20-point SEC games _____ Johni Broome (20) vs. Missouri (2/14/23); (20) at Vanderbilt (2/18/23)

A player had back-to-back 25-point SEC games _____ Jabari Smith (27) at Tennessee (2/26/22); (27) at Mississippi State [OT] (3/2/22)

A player had three straight 25-point SEC games _____ Chris Denson (29) at LSU (2/8/14);

_____ (26) vs. Kentucky (2/12/14); (30) vs. Mississippi State (2/15/14)

A player had four straight 25-point SEC games _____ Chris Denson (25) at South Carolina (2/5/14); (29) at LSU (2/8/14);

_____ (26) vs. Kentucky (2/12/14); (30) vs. Mississippi State (2/15/14)

A player had five straight 25-point SEC games _____ Keenan Carpenter (44) vs. LSU (1/8/89); (28) vs. Mississippi State (2/11/89);

_____ (33) at Florida (2/15/89); (32) at Ole Miss (2/18/89); (29) vs. Kentucky (2/20/89)

A player had back-to-back 20-point games off the bench _____ Jamal Johnson (21) at Arkansas (12/30/20); (20) at Texas A&M (1/2/21)

Zero players scored in double figures _____ at Vanderbilt (1/7/12)

Only one player scored in double figures _____ Jamal Johnson (18) at UCF (11/30/20)

Five players scored in double figures

_____ **Jaylin Williams (14), Johni Broome (11), Aden Holloway (15), Denver Jones (12) and Dylan Cardwell (11) vs. USC (12/17/23)**

Five players scored in double figures (SEC) _____

_____ Wendell Green Jr. (23), Jabari Smith (17), Walker Kessler (14), K.D. Johnson (13), Allen Flanigan (10) vs. Alabama (2/1/22)

All five starters scored in double figures _____ Allen Flanigan (23), Devan Cambridge (15),

_____ Jamal Johnson (14), Jaylin Williams (13), JT Thor (10) vs. Tennessee (2/27/21)

Six players scored in double figures

_____ **J. Williams (24), A. Holloway (24), K. Johnson (14), D. Jones (12), C. Baker-Mazara (11) and T. Donaldson (10) vs. Indiana (12/9/23)**

Six players scored in double figures (SEC) _____

_____ J. Smith (12), W. Kessler (15), K.D. Johnson (12), A. Flanigan (10), W. Green Jr. (12), J. Williams (13) vs. Georgia (1/19/22)

Had at least 15 rebounds _____ Johni Broome (18) vs. Georgia (2/1/23)

Had at least 15 rebounds (SEC) _____ Johni Broome (18) vs. Georgia (2/1/23)

Had at least 20 rebounds _____ Kelvin Ardister (20) vs. Tennessee (1/4/89)

Had at least 25 rebounds _____ Rex Frederick (25) at Ole Miss (1/6/58)

Had at least 20 pts & 20 reb _____ Kelvin Ardister (22 pts, 20 reb) vs. Tennessee (1/4/89)

Had at least 30 pts & 10 reb _____ **Johni Broome (30 pts, 13 reb) vs. Virginia Tech (11/29/23)**

Had two players with at least 10 rebounds _____ **Johni Broome (11); Chaney Johnson (11) vs. Southeastern Louisiana (11/10/23)**

Had at least three players with 10 rebounds _____ Korvotney Barber (13), Quantez Robertson (10), Lucas Hargrove (10) at Virginia (12/20/08)

Had a double-double _____ **Johni Broome (16 pts, 13 reb) vs. Alabama State (12/22/23)**

Had a double-double before halftime _____ Johni Broome (13 pts, 12 reb) vs. Georgia (2/1/23)

Had two straight double-doubles _____ **Johni Broome (16 pts, 11 reb) vs. #17 Baylor (11/7/23); (18 pts, 11 reb) vs. SE Louisiana (11/10/23)**

Had three straight double-doubles _____ Johni Broome (14 pts, 11 reb) vs. Florida (12/28/22); (22 pts, 12 reb) at Georgia (1/4/23);

_____ (10 pts, 10 reb) vs. Arkansas (1/7/23)

Had four straight double-doubles _____ Johni Broome (14 pts, 11 reb) vs. Florida (12/28/22); (22 pts, 12 reb) at Georgia (1/4/23);

_____ (10 pts, 10 reb) vs. Arkansas (1/7/23); (19 pts, 11 reb) at Ole Miss (1/10/23)

Had five straight double-doubles _____ Jeff Moore (26 pts, 11 reb) vs. Ole Miss (3/2/88); (20 pts, 11 reb) at LSU (3/5/88);

_____ (22 pts, 11 reb) vs. Georgia (3/11/88); (13 pts, 13 reb) vs. Bradley (3/17/88); (22 pts, 11 reb) vs. Oklahoma (3/19/88)

Had two players with a double-double _____ Johni Broome (19 pts, 12 reb); Allen Flanigan (10 pts, 10 reb) vs. Iowa (3/16/23)

Had a double-double with points and assists _____ Wendell Green Jr. (16 pts, 12 ast) at South Carolina (1/21/23)

Had a triple-double _____ Walker Kessler (12 pts, 11 reb, 12 blks) vs. Texas A&M (2/12/22)

Had 10 assists _____ Wendell Green Jr. (12) at South Carolina (1/21/23)

Had 15 assists _____ J'Von McCormick (16) vs. CSUN (11/15/19)

Had two players with at least five blocks _____ Devan Cambridge (5) and Jaylin Williams (5) at Georgia (1/13/21)

Had 10 blocks _____ Walker Kessler (11) vs. LSU (12/29/21)

Had five steals _____ Zep Jasper (5), Walker Kessler (5) vs. Nebraska (12/11/21)

Had five steals (SEC) _____ J'Von McCormick (5) vs. Tennessee (2/22/20)

Made 25-straight free throws _____ Wendell Green Jr. (34) (2/22/23-3/16/23)

Hit buzzer-beater shot to win a game _____ T.J. Dunans vs. Mercer (3-pt FG, 76-74) (12/18/16)

Played more than 40 minutes _____ Samir Doughty (41) vs. Alabama (OT) (2/12/20)



K.D. JOHNSON
 G | 6-0 | 190 | Sr.
 Atlanta, Ga.
 (Hargrave Military Academy (Va.))



SEASON SUPERLATIVES

Points: 14 vs. Indiana (12/9/23)
Field Goals Made: 5 vs. Indiana (12/9/23)
Field Goals Attempted: 9 vs. Indiana (12/9/23), vs. SE Louisiana (11/10/23)
3-Point Field Goals Made: 3 vs. Alabama State (12/22/23)
3-Point Field Goals Attempted: 5 vs. Alabama State (12/22/23), vs. Southeastern Louisiana (11/10/23)
Free Throws Made: 6 vs. Notre Dame (11/16/23)
Free Throws Attempted: 7 vs. Notre Dame (11/16/23)
Rebounds: 3 vs. UNC Asheville (12/13/23), vs. Notre Dame (11/16/23)
Assists: 3 (three times)
Blocks: 2 vs. St. Bonaventure (11/17/23)
Steals: 4 vs. UNC Asheville (12/13/23)
Minutes Played: 22 vs. Notre Dame (11/16/23)
Double-Figure Games: 3
20-Point Games: None
10-Rebound Games: None
5-Steal Games: None
Double-Doubles: None
Dunks: 2

CAREER SUPERLATIVES

Points: 27 vs. UConn (11/24/21)
Field Goals Made: 9 at Tennessee (2/10/21), vs. Auburn (1/13/21)
Field Goals Attempted: 22 at Georgia (2/5/22)
3-Point Field Goals Made: 4 (five times)
3-Point Field Goals Attempted: 9 vs. George Mason (11/7/22)
Free Throws Made: 11 vs. UConn (11/24/21)
Free Throws Attempted: 16 vs. UConn (11/24/21)
Rebounds: 8 at Alabama (1/11/22)
Assists: 7 vs. Jacksonville State (3/18/22)
Blocks: 2 vs. St. Bonaventure (11/17/23), vs. Auburn (1/13/21)
Steals: 5 vs. UConn (11/24/21), vs. Syracuse (11/26/21)
Minutes Played: 37 vs. UConn (11/24/21)
Double-Figure Games: 54
20-Point Games: 9
10-Rebound Games: None
5-Steal Games: 2
Double-Doubles: None
Dunks: 8

CAREER HONORS

- 2022-23 Preseason All-SEC Second Team
- 2020-21 SEC All-Freshman Team
- SEC Freshman of the Week (Jan. 18, 2021)

2023-24 GAME-BY-GAME STATISTICS

Opponent	GS	Min.	FG-A	3FG-A	FT-A	O-D-T	PF	A	TO	BLK	STL	PTS
vs. Baylor	16	3-5	0-1	0-0	0-0-0	4	0	1	0	1	6	
SE Louisiana	19	4-9	2-5	3-3	0-2-2	2	3	0	0	0	13	
vs. Notre Dame	22	1-6	0-2	6-7	0-3-3	2	0	1	0	1	8	
vs. St. Bonaventure	18	4-7	1-4	0-0	0-0-0	2	3	0	2	1	9	
Alabama A&M	11	2-4	1-3	1-2	0-2-2	3	1	1	1	0	6	
Virginia Tech	12	1-6	0-3	0-0	0-2-2	6	0	1	0	1	2	
at App State	8	0-3	0-3	0-0	1-1-2	1	1	0	0	1	0	
vs. Indiana	19	5-9	1-2	3-3	0-2-2	3	3	0	0	1	14	
vs. UNC Asheville	15	2-4	1-2	1-2	0-3-3	2	2	0	0	4	6	
USC	17	2-6	0-2	1-2	1-0-1	3	0	3	0	1	5	
Alabama State	15	3-6	3-5	4-4	1-1-2	1	0	1	0	2	13	
Chattanooga												
Penn												
at Arkansas												
Texas A&M												
LSU												
at Vanderbilt												
Ole Miss												
at Alabama												
at Mississippi St.												
Vanderbilt												
at Ole Miss												
Alabama												
at Florida												
South Carolina												
Kentucky												
at Georgia												
at Tennessee												
Mississippi State												
at Missouri												
Georgia												


JOHNSON'S CAREER STATISTICS

SEASON	TEAM	GP-GS	MIN/AVG	Field Goals		3-Point		F-Throws		Rebounds				Scoring						
				FG-FGA	FG%	3FG-3FGA	3FG%	FT-FTA	FT%	OFF	DEF	TOT	AVG	PF-FO	A	TO	BLK	STL	PTS	AVG
2020-21	UGa	16-0	362/22.6	68-161	.422	24-62	.387	56-91	.615	11	33	44	2.8	45-0	19	34	3	29	216	13.5
2021-22	AUB	34-31	941/27.7	133-345	.386	45-155	.290	106-147	.721	19	78	97	2.9	87-0	53	62	2	64	417	12.3
2022-23	AUB	33-0	722/21.9	90-236	.381	36-108	.333	77-111	.694	15	48	63	1.9	76-0	43	50	1	36	293	8.9
2023-24	AUB	11-0	175/15.9	27-65	.415	9-32	.281	19-23	.826	3	16	19	1.7	29-1	13	9	3	15	82	7.5
TOTAL FOR AUB		78-31	1838/23.6	250-646	.387	90-295	.305	202-281	.719	37	142	179	2.3	192-1	109	121	6	115	792	10.2
TOTAL		94-31	2200/23.4	318-807	.394	114-357	.319	258-372	.694	48	175	223	2.4	237-1	128	155	9	144	1008	10.7

1

ADEN HOLLOWAY

G | 6-1 | 178 | Fr.
Charlotte, N.C.
(Prolific Prep)



SEASON SUPERLATIVES

Points: 24 vs. Indiana (12/9/23)
Field Goals Made: 7 vs. Indiana (12/9/23)
Field Goals Attempted: 15 vs. Baylor (11/7/23)
3-Point Field Goals Made: 5 vs. Indiana (12/9/23)
3-Point Field Goals Attempted: 8 (three times)
Free Throws Made: 5 vs. Indiana (12/9/23), vs. Alabama A&M (11/21/23)
Free Throws Attempted: 7 vs. Alabama A&M (11/21/23)
Rebounds: 3 vs. Baylor (11/7/23)
Assists: 6 vs. USC (12/17/23), vs. Baylor (11/7/23)
Blocks: 1 vs. Baylor (11/7/23)
Steals: 3 vs. Virginia Tech (11/29/23)
Minutes Played: 26 at Appalachian State (12/3/23), vs. Baylor (11/7/23)
Double-Figure Games: 6
20-Point Games: None
10-Rebound Games: None
10-Assist Games: None
5-Steal Games: None
Double-Doubles: None
Dunks: None

CAREER SUPERLATIVES

Points: 24 vs. Indiana (12/9/23)
Field Goals Made: 7 vs. Indiana (12/9/23)
Field Goals Attempted: 15 vs. Baylor (11/7/23)
3-Point Field Goals Made: 5 vs. Indiana (12/9/23)
3-Point Field Goals Attempted: 8 (three times)
Free Throws Made: 5 vs. Indiana (12/9/23), vs. Alabama A&M (11/21/23)
Free Throws Attempted: 7 vs. Alabama A&M (11/21/23)
Rebounds: 3 vs. Baylor (11/7/23)
Assists: 6 vs. USC (12/17/23), vs. Baylor (11/7/23)
Blocks: 1 vs. Baylor (11/7/23)
Steals: 3 vs. Virginia Tech (11/29/23)
Minutes Played: 26 at Appalachian State (12/3/23), vs. Baylor (11/7/23)
Double-Figure Games: 6
20-Point Games: None
10-Rebound Games: None
10-Assist Games: None
5-Steal Games: None
Double-Doubles: None
Dunks: None

CAREER HONORS

- Two-Time SEC Freshman of the Week (11/13/23 and 12/11/23)
- 2023 McDonald's High School All-American

2023-24 GAME-BY-GAME STATISTICS

Opponent	GS	Min.	FG-A	3FG-A	FT-A	O-D-T	PF	A	TO	BLK	STL	PTS
vs. Baylor		26	6-15	4-8	3-5	0-3-3	0	6	3	1	0	19
SE Louisiana		22	4-10	3-8	0-0	0-0-0	2	3	0	0	0	11
vs. Notre Dame	*	22	5-9	4-5	1-1	1-0-1	1	5	2	0	0	15
vs. St. Bonaventure	*	24	2-10	2-7	2-2	0-0-0	2	3	2	0	0	8
Alabama A&M	*	22	3-9	2-7	5-7	0-1-1	1	2	0	0	0	13
Virginia Tech	*	22	0-7	0-2	0-0	0-1-1	2	2	1	0	3	0
at App State	*	26	2-10	0-6	4-5	0-0-0	3	2	1	0	0	8
vs. Indiana	*	22	7-11	5-8	5-5	0-1-1	2	2	0	0	0	24
vs. UNC Asheville	*	20	3-11	1-5	0-0	1-1-2	0	5	1	0	0	7
USC	*	23	5-10	4-7	1-2	0-2-2	2	6	0	0	0	15
Alabama State	*	19	2-6	2-6	0-0	0-1-1	1	4	2	0	0	6
Chattanooga												
Penn												
at Arkansas												
Texas A&M												
LSU												
at Vanderbilt												
Ole Miss												
at Alabama												
at Mississippi St.												
Vanderbilt												
at Ole Miss												
Alabama												
at Florida												
South Carolina												
Kentucky												
at Georgia												
at Tennessee												
Mississippi State												
at Missouri												
Georgia												

HOLLOWAY'S CAREER STATISTICS

SEASON	TEAM	GP-GS	MIN/AVG	Field Goals		3-Point		F-Throws		Rebounds				Scoring						
				FG-FGA	FG%	3FG-3FGA	3FG%	FT-FTA	FT%	OFF	DEF	TOT	AVG	PF-FO	A	TO	BLK	STL	PTS	AVG
2023-24	AUB	11-9	250/22.7	39-108	.361	27-69	.391	21-27	.778	2	10	12	1.1	16-0	40	12	1	3	126	11.5
TOTAL		11-9	250/22.7	39-108	.361	27-69	.391	21-27	.778	2	10	12	1.1	16-0	40	12	1	3	126	11.5

2

JAYLIN WILLIAMS
 F | 6-8 | 245 | Gr.
 Nahunta, Ga.
 (Brantley County HS)



SEASON SUPERLATIVES

Points: 24 vs. Indiana (12/9/23)
Field Goals Made: 8 vs. Indiana (12/9/23)
Field Goals Attempted: 14 vs. Indiana (12/9/23)
3-Point Field Goals Made: 2 (three times)
3-Point Field Goals Attempted: 5 vs. Southeastern Louisiana (11/10/23)
Free Throws Made: 6 vs. Alabama State (12/22/23), vs. Indiana (12/9/23)
Free Throws Attempted: 9 vs. Indiana (12/9/23)
Rebounds: 10 vs. St. Bonaventure (11/17/23)
Assists: 7 vs. Indiana (12/9/23)
Blocks: 2 vs. Notre Dame (11/16/23), vs. Southeastern Louisiana (11/10/23)
Steals: 3 vs. Alabama A&M (11/21/23)
Minutes Played: 29 vs. Indiana (12/9/23)
Double-Figure Games: 6
20-Point Games: 2
10-Rebound Games: 1
5-Steal Games: None
Double-Doubles: 1
Dunks: 11

CAREER SUPERLATIVES

Points: 24 vs. Indiana (12/9/23), at Ole Miss (1/6/21)
Field Goals Made: 9 vs. Georgia (2/2/21)
Field Goals Attempted: 15 vs. Mississippi State (1/14/23)
3-Point Field Goals Made: 6 at Ole Miss (1/6/21)
3-Point Field Goals Attempted: 10 at Ole Miss (1/6/21)
Free Throws Made: 8 vs. Tennessee (2/27/21)
Free Throws Attempted: 10 vs. Tennessee (2/27/21)
Rebounds: 11 vs. Texas A&M (2/12/22), vs. Saint Joseph's (11/26/20)
Assists: 8 vs. Memphis (12/12/20)
Blocks: 5 at Georgia (1/13/21)
Steals: 4 vs. Texas Southern (11/18/22)
Minutes Played: 37 vs. Saint Joseph's (11/26/20)
Double-Figure Games: 48
20-Point Games: 6
10-Rebound Games: 4
Double-Doubles: 2
Dunks: 56

CAREER HONORS

- SEC Player of the Week (12/11/13)
- 2023 Legends Classic All-Tournament Team
- Three-Time SEC Academic Honor Roll (2020-21, 2021-22 and 2022-23)
- 2022-23 SEC Community Service Team
- 2022 Cancun Challenge Tournament MVP (Riviera Division)
- 2022 Cancun Challenge All-Tournament Team (Riviera Division)

2023-24 GAME-BY-GAME STATISTICS

Opponent	GS	Min.	FG-A	3FG-A	FT-A	O-D-T	PF	A	TO	BLK	STL	PTS
vs. Baylor	*	26	2-6	0-1	0-0	2-4-6	1	1	2	1	0	4
SE Louisiana	*	21	2-7	2-5	3-4	2-1-3	1	2	1	2	1	9
vs. Notre Dame	*	22	5-9	1-3	0-0	1-6-7	0	2	1	2	0	11
vs. St. Bonaventure*		22	4-6	0-1	3-3	3-7-10	2	1	2	0	1	11
Alabama A&M	*	18	3-4	1-2	3-4	1-5-6	0	1	0	1	3	10
Virginia Tech	*	13	1-4	0-1	1-1	2-3-5	4	2	1	0	2	3
at App State	*	22	3-5	0-1	0-1	0-3-3	2	0	1	0	0	6
vs. Indiana	*	29	8-14	2-4	6-9	2-4-6	3	7	0	1	1	24
vs. UNC Asheville	*	18	3-6	0-0	2-2	1-3-4	1	3	2	0	2	8
USC	*	26	6-9	2-4	0-1	0-3-3	2	2	0	0	0	14
Alabama State	*	20	7-10	0-3	6-6	0-3-3	2	1	2	0	1	20
Chattanooga												
Penn												
at Arkansas												
Texas A&M												
LSU												
at Vanderbilt												
Ole Miss												
at Alabama												
at Mississippi St.												
Vanderbilt												
at Ole Miss												
Alabama												
at Florida												
South Carolina												
Kentucky												
at Georgia												
at Tennessee												
Mississippi State												
at Missouri												
Georgia												

WILLIAMS' CAREER STATISTICS

SEASON	TEAM	GP-GS	MIN/AVG	Field Goals		3-Point		F-Throws		Rebounds				Scoring						
				FG-FGA	FG%	3FG-3FGA	3FG%	FT-FTA	FT%	OFF	DEF	TOT	AVG	PF-FO	A	TO	BLK	STL	PTS	AVG
2019-20	AUB	14-0	100/7.1	15-28	.536	1-9	.111	3-3	1.000	8	17	25	1.8	12-0	6	6	5	6	34	2.4
2020-21	AUB	27-27	713/26.4	116-224	.518	32-94	.340	31-49	.633	36	91	127	4.7	66-0	54	49	39	18	295	10.9
2021-22	AUB	33-0	462/14.0	72-151	.477	15-51	.294	27-33	.818	33	55	88	2.7	57-1	27	30	16	8	186	5.6
2022-23	AUB	33-33	918/27.8	136-292	.466	40-113	.354	56-73	.767	41	113	154	4.7	78-2	74	39	25	35	368	11.2
2023-24	AUB	11-11	239/21.8	44-80	.550	8-25	.320	24-31	.774	14	42	56	5.1	18-0	22	12	7	11	120	10.9
TOTAL		118-71	2432/20.6	383-775	.494	96-292	.329	141-189	.746	132	318	450	3.8	231-3	183	136	92	78	1003	8.5

3

TRE DONALDSON

G | 6-3 | 200 | So.

Tallahassee, Fla.

(Florida State Univ. School)



SEASON SUPERLATIVES

Points: 15 vs. UNC Asheville (12/13/23)
Field Goals Made: 6 vs. UNC Asheville (12/13/23)
FG Attempted: 12 at Appalachian State (12/3/23)
3-Point Field Goals Made: 2 (three times)
3-Point Field Goals Attempted: 5 at Appalachian State (12/3/23)
Free Throws Made: 3 vs. UNC Asheville (12/13/23)
Free Throws Attempted: 4 vs. UNC Asheville (12/13/23)
Rebounds: 7 vs. Indiana (12/9/23)
Assists: 5 (three times)
Blocks: None
Steals: 2 vs. USC (12/17/23), vs. Indiana (12/9/23)
Minutes Played: 23 at Appalachian State (12/3/23)
Double-Figure Games: 4
20-Point Games: None
10-Rebound Games: None
5-Steal Games: None
Double-Doubles: None
Dunks: None

CAREER SUPERLATIVES

Points: 15 vs. UNC Asheville (12/13/23)
Field Goals Made: 6 vs. UNC Asheville (12/13/23)
Field Goals Attempted: 12 at Appalachian State (12/3/23)
3-Point Field Goals Made: 3 vs. Iowa (3/16/23)
3-Point Field Goals Attempted: 5 at Appalachian State (12/3/23)
Free Throws Made: 3 vs. UNC Asheville (12/13/23)
Free Throws Attempted: 4 vs. UNC Asheville (12/13/23)
Rebounds: 7 vs. Indiana (12/9/23)
Assists: 7 at Washington (12/21/22)
Blocks: 1 vs. Houston (3/18/23)
Steals: 4 at USC (12/18/22)
Minutes Played: 23 at Appalachian State (12/3/23)
Double-Figure Games: 6
20-Point Games: None
10-Rebound Games: None
Double-Doubles: None
Dunks: 2

CAREER HONORS

• 2022-23 First-Year SEC Academic Honor Roll

2023-24 GAME-BY-GAME STATISTICS

Opponent	GS	Min.	FG-A	3FG-A	FT-A	O-D-T	PF	A	TO	BLK	STL	PTS
vs. Baylor	*	14	2-3	0-1	2-2	0-3-3	4	1	4	0	0	6
SE Louisiana	*	18	1-4	1-2	0-0	0-3-3	2	4	1	0	0	3
vs. Notre Dame		16	4-6	2-4	0-0	0-1-1	2	5	0	0	1	10
vs. St. Bonaventure		16	1-2	1-2	0-0	0-0-0	0	3	3	0	0	3
Alabama A&M	*	21	2-5	0-1	2-2	1-2-3	1	3	3	0	0	6
Virginia Tech		18	4-6	1-1	0-0	2-0-2	0	3	0	0	1	9
at App State		23	5-12	2-5	0-0	2-1-3	1	5	2	0	1	12
vs. Indiana		18	4-7	2-4	0-0	0-7-7	1	3	0	0	2	10
vs. UNC Asheville		19	6-8	0-2	3-4	0-0-0	2	2	1	0	0	15
USC		16	3-4	0-0	1-1	0-2-2	0	5	1	0	2	7
Alabama State		20	2-5	1-2	0-1	0-3-3	1	4	3	0	1	5
Chattanooga												
Penn												
at Arkansas												
Texas A&M												
LSU												
at Vanderbilt												
Ole Miss												
at Alabama												
at Mississippi St.												
Vanderbilt												
at Ole Miss												
Alabama												
at Florida												
South Carolina												
Kentucky												
at Georgia												
at Tennessee												
Mississippi State												
at Missouri												
Georgia												

DONALDSON'S CAREER STATISTICS

SEASON	TEAM	GP-GS	MIN/AVG	Field Goals		3-Point		F-Throws		Rebounds				Scoring						
				FG-FGA	FG%	3FG-3FGA	3FG%	FT-FTA	FT%	OFF	DEF	TOT	AVG	PF-FO	A	TO	BLK	STL	PTS	AVG
2022-23	AUB	32-0	337/10.5	28-73	.384	13-32	.406	11-20	.550	3	43	46	1.4	32-1	39	19	1	21	80	2.5
2023-24	AUB	11-3	201/18.3	34-62	.548	10-24	.417	8-10	.800	5	22	27	2.5	14-0	38	18	0	8	86	7.8
TOTAL		43-3	537/12.5	62-135	.459	23-56	.411	19-30	.633	8	65	73	1.7	46-1	77	37	1	29	166	3.9

4

JOHNI BROOME

F/C | 6-10 | 240 | Jr.
Plant City, Fla.
(Morehead State)



SEASON SUPERLATIVES

Points: 30 vs. Virginia Tech (11/29/23)
Field Goals Made: 11 vs. Virginia Tech (11/29/23)
Field Goals Attempted: 19 vs. Virginia Tech (11/29/23)
3-Point Field Goals Made: 2 vs. Baylor (11/7/23)
3-Point Field Goals Attempted:
 3 at Appalachian State (12/3/23), vs. Baylor (11/7/23)
Free Throws Made: 8 vs. Virginia Tech (11/29/23)
Free Throws Attempted: 13 vs. Virginia Tech (11/29/23)
Rebounds: 13 (three times)
Assists: 4 vs. Notre Dame (11/16/23)
Blocks: 4 vs. USC (12/17/23)
Steals: 3 vs. Alabama State (12/22/23)
Minutes Played: 27 at Appalachian State (12/3/23)
Double-Figure Games: 9
30-Point Games: 1
20-Point Games: 1
10-Rebound Games: 5
5-Steal Games: None
Double-Doubles: 6
Dunks: 7

CAREER SUPERLATIVES

Points: 32 vs. Murray State (3/5/22)
Field Goals Made: 13 vs. Murray State (3/5/22)
Field Goals Attempted: 21 at Xavier (12/15/21)
3-Point Field Goals Made: 2 (three times)
3-Point Field Goals Attempted: 5 at Georgia (1/4/23)
Free Throws Made: 9 vs. Presbyterian (12/6/21)
Free Throws Attempted: 16 vs. Houston (3/18/23)
Rebounds: 18 vs. Georgia (2/1/23), vs. Belmont (1/20/22)
Assists: 5 (three times)
Blocks: 12 vs. UT Martin (2/16/22)
Steals: 4 vs. Colgate (12/2/22)
Minutes Played: 37 at Murray State (1/29/22)
Double-Figure Games: 92
30-Point Games: 2
20-Point Games: 23
10-Rebound Games: 51
Double-Doubles: 51
Dunks: 76

CAREER HONORS

- 2023 Legends Classic MVP and All-Tournament Team
- 2023-24 Naismith Trophy Player of the Year Watch List
- 2023-24 Preseason All-SEC First Team (Coaches and Media)
- 2023-24 Kareem Abdul-Jabbar Center of the Year Award Watch List
- 2022-23 All-SEC Second Team
- 2022-23 USBWA All-District IV Team
- 2022 Cancun Challenge All-Tournament Team (Riviera Division)
- 2022-23 First-Year SEC Academic Honor Roll
- 2023 NABC Honors Court
- Two-Time NABC All-District 18 First Team (2020-21 and 2021-22)
- 2021-22 Ohio Valley Conference Defensive Player of the Year
- 2020-21 OVC Freshman of the Year
- Two-Time All-OVC First Team (2020-21 and 2021-22)
- Two-Time OVC All-Tournament Team (2020-21 and 2021-22)

2023-24 GAME-BY-GAME STATISTICS

Opponent	GS	Min.	FG-A	3FG-A	FT-A	O-D-T	PF	A	TO	BLK	STL	PTS
vs. Baylor	*	25	4-10	2-3	6-10	5-6-11	6	2	1	1	0	16
SE Louisiana	*	24	7-12	1-1	3-3	2-9-11	4	2	2	2	1	18
vs. Notre Dame	*	19	7-11	1-2	0-1	2-4-6	4	4	3	1	0	15
vs. St. Bonaventure*	21	7-11	0-2	4-11	1-4-5	3	1	2	0	0	18	
Alabama A&M	21	3-7	0-2	4-6	2-3-5	2	2	2	0	1	10	
Virginia Tech	*	26	11-19	0-2	8-13	7-6-13	1	0	2	3	1	30
at App State	*	27	10-16	0-3	1-7	4-9-13	2	1	2	2	0	21
vs. Indiana	*	21	1-6	0-1	0-0	2-5-7	4	3	1	2	2	2
vs. UNC Asheville	*	20	2-3	0-1	2-3	2-4-5	1	3	0	1	1	6
USC	*	23	4-14	0-2	3-3	1-2-3	0	0	0	4	0	11
Alabama State	*	23	5-9	0-2	6-9	3-10-13	2	1	4	3	3	16
Chattanooga												
Penn												
at Arkansas												
Texas A&M												
LSU												
at Vanderbilt												
Ole Miss												
at Alabama												
at Mississippi St.												
Vanderbilt												
at Ole Miss												
Alabama												
at Florida												
South Carolina												
Kentucky												
at Georgia												
at Tennessee												
Mississippi State												
at Missouri												
Georgia												

BROOME'S CAREER STATISTICS

SEASON	TEAM	Field Goals			3-Point		F-Throws		Rebounds				Scoring							
		GP-GS	MIN/AVG	FG-FGA	FG%	3FG-3FGA	3FG%	FT-FTA	FT%	OFF	DEF	TOT	AVG	PF-FO	A	TO	BLK	STL	PTS	AVG
2020-21	More	30-27	776/25.9	172-302	.570	0-0	.000	68-110	.618	91	179	270	9.0	61-0	20	57	56	18	412	13.7
2021-22	More	34-34	961/28.3	244-440	.555	0-5	.000	84-132	.636	112	246	358	10.5	84-1	41	81	131	24	572	16.8
2022-23	AUB	33-33	875/26.5	194-368	.527	9-31	.290	70-125	.560	96	181	277	8.4	99-4	44	57	78	29	467	14.2
2023-24	AUB	11-10	251/22.8	61-118	.517	4-21	.190	37-66	.561	31	62	93	8.5	29-1	19	19	19	9	163	14.8
TOTAL FOR AUB		44-43	1126/25.6	255-486	.525	13-52	.250	107-191	.560	127	243	370	8.4	128-5	63	76	97	38	630	14.3
TOTAL		108-104	2862/26.5	671-1228	.546	13-57	.228	259-433	.598	330	668	998	9.2	273-6	124	214	284	80	1614	14.9

5

CHRIS MOORE

F | 6-6 | 220 | Sr.
West Memphis, Ark.
(West Memphis HS)

SEASON SUPERLATIVES

Points: 10 vs. Notre Dame (11/16/23)
Field Goals Made: 3 vs. UNC Asheville (12/13/23), vs. Notre Dame (11/16/23)
Field Goals Attempted: 4 (three times)
3-Point Field Goals Made: 1 vs. Notre Dame (11/16/23)
3-Point Field Goals Attempted: 1 (seven times)
Free Throws Made: 4 vs. Alabama State (12/22/23)
Free Throws Attempted: 4 (three times)
Rebounds: 5 vs. Alabama A&M (11/21/23)
Assists: 2 (three times)
Blocks: 2 vs. Baylor (11/7/23)
Steals: 2 vs. UNC Asheville (12/13/23)
Minutes Played: 23 vs. Alabama A&M (11/21/23), vs. Baylor (11/7/23)
Double-Figure Games: 1
20-Point Games: None
10-Rebound Games: None
5-Steal Games: None
Double-Doubles: None
Dunks: 1

CAREER SUPERLATIVES

Points: 16 vs. ULM (11/12/21)
Field Goals Made: 5 at Washington (12/21/22), vs. ULM (11/12/21)
Field Goals Attempted: 9 vs. ULM (11/12/21)
3-Point Field Goals Made:
 3 vs. Texas Southern (11/18/22), vs. Missouri (1/26/21)
3-Point Field Goals Attempted:
 4 vs. Georgia (2/1/23), vs. Texas Southern (11/18/22)
Free Throws Made: 6 vs. ULM (11/12/21)
Free Throws Attempted: 6 at USC (12/18/22), vs. ULM (11/12/21)
Rebounds: 7 vs. Texas Southern (11/18/22)
Assists: 4 vs. Missouri (2/14/23)
Blocks: 2 vs. Baylor (11/7/23), vs. Yale (12/4/21)
Steals: 3 vs. Florida (12/28/22), vs. Troy (12/19/20)
Minutes Played: 25 at Alabama (3/1/23), vs. Florida (12/28/22)
Double-Figure Games: 6
20-Point Games: None
10-Rebound Games: None
Double-Doubles: None
Dunks: 9

2023-24 GAME-BY-GAME STATISTICS

Opponent	GS	Min.	FG-A	3FG-A	FT-A	O-D-T	PF	A	TO	BLK	STL	PTS
vs. Baylor	*	23	2-4	0-0	0-0	0-2-2	4	1	0	2	0	4
SE Louisiana	*	12	1-2	0-1	0-0	1-1-2	0	1	1	1	0	2
vs. Notre Dame	*	22	3-4	1-1	3-4	3-1-4	0	2	0	0	0	10
vs. St. Bonaventure	*	20	1-3	0-1	1-1	1-2-3	0	2	2	0	0	3
Alabama A&M	*	23	0-1	0-1	0-0	1-4-5	2	2	0	1	0	0
Virginia Tech	*	20	0-2	0-1	0-2	1-0-1	2	0	1	1	0	0
at App State	*	13	0-0	0-0	2-2	2-0-2	1	1	2	0	0	2
vs. Indiana	*	11	1-3	0-1	0-0	0-2-2	1	0	0	0	0	2
vs. UNC Asheville	*	10	3-4	0-1	0-0	0-0-0	0	0	0	0	2	6
USC	*	10	0-2	0-1	3-4	1-1-2	4	1	1	1	0	3
Alabama State	*	14	1-2	0-1	4-4	0-0-0	0	0	0	0	0	6
Chattanooga												
Penn												
at Arkansas												
Texas A&M												
LSU												
at Vanderbilt												
Ole Miss												
at Alabama												
at Mississippi St.												
Vanderbilt												
at Ole Miss												
Alabama												
at Florida												
South Carolina												
Kentucky												
at Georgia												
at Tennessee												
Mississippi State												
at Missouri												
Georgia												

MOORE'S CAREER STATISTICS

SEASON	TEAM	GP-GS	MIN/AVG	Field Goals		3-Point		F-Throws		Rebounds				Scoring						
				FG-FGA	FG%	3FG-3FGA	3FG%	FT-FTA	FT%	OFF	DEF	TOT	AVG	PF-FO	A	TO	BLK	STL	PTS	AVG
2020-21	AUB	25-0	281/11.3	27-48	.563	6-15	.400	11-19	.579	28	23	51	2.0	28-0	12	18	6	8	71	2.8
2021-22	AUB	25-0	185/7.4	16-37	.432	0-5	.000	10-15	.667	20	15	35	1.4	19-0	6	15	4	8	42	1.7
2022-23	AUB	31-16	448/14.5	37-75	.493	9-22	.409	25-35	.714	36	30	66	2.1	47-0	19	21	9	15	108	3.5
2023-24	AUB	11-11	182/16.5	12-27	.444	1-9	.111	13-17	.765	10	13	23	2.1	14-0	10	7	6	2	38	3.5
TOTAL		92-27	1097/11.9	92-187	.492	16-51	.314	59-86	.686	94	81	175	1.9	108-0	47	61	25	33	259	2.8

10

CHAD BAKER-MAZARA

G/F | 6-7 | 180 | Jr.

Santo Domingo, Dominican Republic
(NW Florida State College)



SEASON SUPERLATIVES

Points: 15 vs. Virginia Tech (11/29/23)
Field Goals Made: 5 vs. Virginia Tech (11/29/23)
Field Goals Attempted: 10 vs. Virginia Tech (11/29/23)
3-Point Field Goals Made: 3 vs. UNC Asheville (12/13/23)
3-Point Field Goals Attempted: 5 at Appalachian State (12/3/23)
Free Throws Made: 5 (three times)
Free Throws Attempted:
 6 vs. USC (12/17/23), vs. Southeastern Louisiana (11/10/23)
Rebounds: 7 vs. UNC Asheville (12/13/23)
Assists: 6 vs. Alabama A&M (11/21/23)
Blocks: 1 (five times)
Steals: 2 vs. Virginia Tech (11/29/23), vs. Baylor (11/7/23)
Minutes Played:
 23 vs. Virginia Tech (11/29/23), vs. Southeastern Louisiana (11/10/23)
Double-Figure Games: 4
20-Point Games: None
10-Rebound Games: None
5-Steal Games: None
Double-Doubles: None
Dunks: 3

CAREER SUPERLATIVES

Points: 23 at Fordham (1/27/21)
Field Goals Made: 8 at Fordham (1/27/21)
Field Goals Attempted: 15 at Fordham (1/27/21)
3-Point Field Goals Made: 7 at Fordham (1/27/21)
3-Point Field Goals Attempted: 11 at Fordham (1/27/21)
Free Throws Made: 8 vs. Rhode Island (2/27/21)
Free Throws Attempted: 9 vs. Rhode Island (2/27/21)
Rebounds: 7 vs. UNC Asheville (12/13/23)
Assists: 6 vs. Alabama A&M (11/21/23)
Blocks: 3 vs. Rhode Island (2/27/21)
Steals: 3 (five times)
Minutes Played: 34 vs. Rhode Island (1/20/21)
Double-Figure Games: 17
20-Point Games: 3
10-Rebound Games: None
Double-Doubles: None
Dunks: 16

CAREER HONORS

- 2023 NJCAA Region 8 Most Outstanding Player
- 2023 NJCAA Region 8 All-Tournament Team
- 2023 All-Panhandle Conference First Team
- 2021-22 Mountain West Conference Sixth Man of the Year

2023-24 GAME-BY-GAME STATISTICS


Opponent	GS	Min.	FG-A	3FG-A	FT-A	O-D-T	PF	A	TO	BLK	STL	PTS
vs. Baylor	12	2-4	0-0	3-3	2-0-2	4	0	1	0	2	7	
SE Louisiana	23	3-6	1-3	5-6	0-6-6	3	1	0	0	1	12	
vs. Notre Dame	18	2-3	0-1	2-3	0-2-2	0	1	1	1	1	6	
vs. St. Bonaventure	20	2-4	1-2	0-0	2-1-3	3	2	0	1	0	5	
Alabama A&M	20	1-4	1-3	3-4	1-3-4	2	6	1	0	1	6	
Virginia Tech	23	5-10	0-3	5-5	2-2-4	3	3	0	1	2	15	
at App State	18	2-9	1-5	2-2	1-3-4	3	3	1	0	0	7	
vs. Indiana	22	4-8	1-2	2-2	1-0-1	1	4	0	0	1	11	
vs. UNC Asheville	19	3-6	3-3	2-2	1-6-7	0	1	1	1	0	11	
USC	22	1-3	0-1	5-6	1-3-4	1	0	0	0	1	7	
Alabama State	18	1-5	0-2	1-1	1-2-3	1	3	1	1	0	3	
Chattanooga												
Penn												
at Arkansas												
Texas A&M												
LSU												
at Vanderbilt												
Ole Miss												
at Alabama												
at Mississippi St.												
Vanderbilt												
at Ole Miss												
Alabama												
at Florida												
South Carolina												
Kentucky												
at Georgia												
at Tennessee												
Mississippi State												
at Missouri												
Georgia												

BAKER-MAZARA'S CAREER STATISTICS

SEASON	TEAM	GP-GS	MIN/AVG	Field Goals			3-Point		F-Throws		Rebounds				Scoring					
				FG-FGA	FG%	3FG-3FGA	3FG%	FT-FTA	FT%	OFF	DEF	TOT	AVG	PF-FO	A	TO	BLK	STL	PTS	AVG
2020-21	DU	15-13	364/24.3	46-105	.438	25-60	.417	26-32	.813	10	33	43	2.9	45-4	17	13	13	15	143	9.5
2021-22	SDSU	31-0	399/12.9	66-157	.420	22-56	.393	44-49	.898	9	54	63	2.0	45-0	18	23	14	21	198	6.4
2023-24	AUB	11-0	219/19.9	26-62	.419	8-25	.320	30-34	.882	12	28	40	3.6	21-0	24	6	4	10	90	8.2
TOTAL FOR AUB		11-0	219/19.9	26-62	.419	8-25	.320	30-34	.882	12	28	40	3.6	21-0	24	6	4	10	90	8.2
TOTAL		57-13	982/17.2	138-324	.426	55-141	.390	100-115	.870	31	115	146	2.6	111-4	59	42	31	46	431	7.6

12

DENVER JONES

G | 6-4 | 205 | Jr.
New Market, Ala.
(FIU)

SEASON SUPERLATIVES

Points: 13 vs. Baylor (11/7/23)
Field Goals Made: 4 vs. UNC Asheville (12/13/23), vs. Baylor (11/7/23)
Field Goals Attempted: 10 vs. Baylor (11/7/23)
3-Point FG Made: 3 vs. St. Bonaventure (11/17/23), vs. Baylor (11/7/23)
3-Point Field Goals Attempted: 5 vs. Baylor (11/7/23)
Free Throws Made: 6 vs. USC (12/17/23), vs. Virginia Tech (11/29/23)
Free Throws Att.: 6 vs. USC (12/17/23), vs. Virginia Tech (11/29/23)
Rebounds: 5 vs. UNC Asheville (12/13/23), vs. Virginia Tech (11/29/23)
Assists: 4 at Appalachian State (12/3/23), vs. SE Louisiana (11/10/23)
Blocks: None
Steals: 1 (six times)
Minutes Played: 24 vs. Virginia Tech (11/29/23), vs. Baylor (11/7/23)
Double-Figure Games: 4
20-Point Games: None
10-Rebound Games: None
5-Steal Games: None
Double-Doubles: None
Dunks: None

CAREER SUPERLATIVES

Points: 30 at Rice (3/4/23)
Field Goals Made: 10 (three times)
Field Goals Attempted: 23 vs. Louisiana Tech (3/8/23)
3-Point Field Goals Made: 7 vs. Southern Miss (2/3/22)
3-Point Field Goals Attempted: 11 at UTSA (1/21/23)
Free Throws Made: 11 vs. UAB (1/7/23)
Free Throws Attempted: 12 vs. Rice (2/19/22)
Rebounds: 13 at Eastern Michigan (12/11/21)
Assists: 6 (three times)
Blocks: 1 (three times)
Steals: 4 (six times)
Minutes Played: 47 at Eastern Michigan (12/11/21)
Double-Figure Games: 50
30-Point Games: 1
20-Point Games: 19
10-Rebound Games: 1
Double-Doubles: 1
Dunks: 9

CAREER HONORS

- 2022-23 All-Conference USA First Team
- Conference USA Freshman of the Week (Dec. 13, 2021)
- 2020-21 Jayhawk Conference Freshman of the Year
- 2020-21 NJCAA All-Region 6 Second Team
- 2020-21 All-Jayhawk Conference First Team

2023-24 GAME-BY-GAME STATISTICS

Opponent	GS	Min.	FG-A	3FG-A	FT-A	O-D-T	PF	A	TO	BLK	STL	PTS
vs. Baylor	*	24	4-10	3-5	2-2	0-1-1	2	2	2	0	1	13
SE Louisiana	*	22	2-5	1-3	3-4	0-2-2	1	4	2	0	0	8
vs. Notre Dame	*	18	1-5	0-2	0-0	0-2-2	0	1	1	0	1	2
vs. St. Bonaventure*		21	3-4	3-3	3-4	1-1-2	0	3	0	0	0	12
Alabama A&M		17	3-6	1-4	1-1	0-2-2	2	0	1	0	1	8
Virginia Tech	*	24	1-4	0-2	6-6	1-4-5	0	1	0	0	1	8
at App State	*	17	0-5	0-3	0-0	1-3-4	0	4	0	0	0	0
vs. Indiana	*	18	3-6	2-4	4-4	0-1-1	0	2	1	0	0	12
vs. UNC Asheville	*	23	4-8	1-4	0-0	0-5-5	2	1	2	0	0	9
USC	*	23	2-4	2-2	6-6	1-2-3	3	1	1	0	1	12
Alabama State	*	23	1-5	0-2	1-1	1-1-2	1	0	2	0	1	3
Chattanooga												
Penn												
at Arkansas												
Texas A&M												
LSU												
at Vanderbilt												
Ole Miss												
at Alabama												
at Mississippi St.												
Vanderbilt												
at Ole Miss												
Alabama												
at Florida												
South Carolina												
Kentucky												
at Georgia												
at Tennessee												
Mississippi State												
at Missouri												
Georgia												

JONES' CAREER STATISTICS

SEASON	TEAM	GP-GS		Field Goals			3-Point		F-Throws		Rebounds				Scoring													
		GP	GS	FG	FGA	FG%	3FG	3FGA	3FG%	FT	FTA	FT%	OFF	DEF	TOT	AVG	PF	FO	A	TO	BLK	STL	PTS	AVG				
2021-22	FIU	31	7	832	26.8	114	294	.388	49	142	.345	112	125	.896	22	93	115	3.7	45	0	71	52	2	28	389	12.5		
2022-23	FIU	28	28	935	33.4	187	391	.478	59	159	.371	131	155	.845	25	82	107	3.8	45	1	56	90	1	49	564	20.1		
2023-24	AUB	11	10	232	21.1	24	62	.387	13	34	.382	26	28	.929	5	24	29	2.6	11	0	19	12	0	6	87	7.9		
TOTAL FOR AUB		11-10		232/21.1		24-62		.387		13-34		.382		26-28		.929		5	24	29	2.6	11-0	19	12	0	6	87	7.9
TOTAL		70-45		2000/28.6		325-747		.435		121-335		.361		269-308		.873		52	199	251	3.6	101-1	146	154	3	83	1040	14.9

20

CARTER SOBERA

G | 6-5 | 210 | Sr.
Birmingham, Ala.
Mountain Brook HS



SEASON SUPERLATIVES

Points: None
Field Goals Made: None
Field Goals Attempted: 1 vs. Alabama State (12/22/23)
3-Point Field Goals Made: None
3-Point Field Goals Attempted: None
Free Throws Made: None
Free Throws Attempted: None
Rebounds: 1 vs. Alabama A&M (11/21/23)
Assists: None
Blocks: None
Steals: None
Minutes Played: 2 vs. Indiana (12/9/23), vs. Alabama A&M (11/21/23)
Double-Figure Games: None
20-Point Games: None
10-Rebound Games: None
5-Steal Games: None
Double-Doubles: None
Dunks: None

CAREER SUPERLATIVES

Points: 3 vs. Alabama (2/1/22)
Field Goals Made: 1 vs. Alabama (2/1/22)
Field Goals Attempted: 1 vs. Alabama State (12/22/23), vs. Alabama (2/1/22)
3-Point Field Goals Made: None
3-Point Field Goals Attempted: None
Free Throws Made: 1 vs. Alabama (2/1/22)
Free Throws Attempted: 2 vs. Yale (12/4/21)
Rebounds: 2 vs. Yale (12/4/21)
Assists: None
Blocks: None
Steals: 1 vs. Yale (12/4/21)
Minutes Played: 2 (three times)
20-Point Games: None
10-Rebound Games: None
Double-Doubles: None
Dunks: None

CAREER HONORS

- 2023 NABC Honors Court
- Two-Time SEC Academic Honor Roll (2021-22 and 2022-23)

2023-24 GAME-BY-GAME STATISTICS

Opponent	GS	Min.	FG-A	3FG-A	FT-A	O-D-T	PF	A	TO	BLK	STL	PTS
vs. Baylor	DNP											
SE Louisiana	DNP											
vs. Notre Dame	1	0-0	0-0	0-0	0-0-0	0	0	0	0	0	0	0
vs. St. Bonaventure	DNP											
Alabama A&M	2	0-0	0-0	0-0	0-1-1	0	0	0	0	0	0	0
Virginia Tech	1	0-0	0-0	0-0	0-0-0	0	0	0	0	0	0	0
at App State	DNP											
vs. Indiana	2	0-0	0-0	0-0	0-0-0	0	0	0	0	0	0	0
vs. UNC Asheville	1	0-0	0-0	0-0	0-0-0	0	0	0	0	0	0	0
USC	DNP											
Alabama State	1	0-1	0-0	0-0	0-0-0	0	0	0	0	0	0	0
Chattanooga												
Penn												
at Arkansas												
Texas A&M												
LSU												
at Vanderbilt												
Ole Miss												
at Alabama												
at Mississippi St.												
Vanderbilt												
at Ole Miss												
Alabama												
at Florida												
South Carolina												
Kentucky												
at Georgia												
at Tennessee												
Mississippi State												
at Missouri												
Georgia												

SOBERA'S CAREER STATISTICS

SOBERA, Carter

SEASON	TEAM	GP-GS	MIN/AVG	Field Goals			3-Point		F-Throws		Rebounds				Scoring					
				FG-FGA	FG%	3FG-3FGA	3FG%	FT-FTA	FT%	OFF	DEF	TOT	AVG	PF-FO	A	TO	BLK	STL	PTS	AVG
2021-22	AUB	4-0	6/1.6	1-1	1.000	0-0	.000	1-3	.333	0	4	4	1.0	1-0	0	1	0	1	3	0.8
2022-23	AUB	3-0	2/0.6	0-0	.000	0-0	.000	0-0	.000	0	0	0	0.0	0-0	0	0	0	0	0	0.0
2023-24	AUB	6-0	9/1.5	0-1	.000	0-0	.000	0-0	.000	0	1	1	0.2	0-0	0	0	0	0	0	0.0

23

ADDARIN SCOTT

F | 6-9 | 207 | Jr.
Dallas, Texas
(Navarro College)



SEASON SUPERLATIVES

Points: 2 vs. Alabama A&M (11/21/23)
Field Goals Made: None
Field Goals Attempted: None
3-Point Field Goals Made: None
3-Point Field Goals Attempted: None
Free Throws Made: 2 vs. Alabama A&M (11/21/23)
Free Throws Attempted: 2 vs. Alabama A&M (11/21/23)
Rebounds: None
Assists: None
Blocks: None
Steals: None
Minutes Played: 2 vs. Indiana (12/9/23), vs. Alabama A&M (11/21/23)
Double-Figure Games: None
20-Point Games: None
10-Rebound Games: None
5-Steal Games: None
Double-Doubles: None
Dunks: None

CAREER SUPERLATIVES

Points: 2 vs. Alabama A&M (11/21/23)
Field Goals Made: None
Field Goals Attempted: None
3-Point Field Goals Made: None
3-Point Field Goals Attempted: None
Free Throws Made: 2 vs. Alabama A&M (11/21/23)
Free Throws Attempted: 2 vs. Alabama A&M (11/21/23)
Rebounds: None
Assists: None
Blocks: None
Steals: None
Minutes Played: 2 vs. Indiana (12/9/23), vs. Alabama A&M (11/21/23)
Double-Figure Games: None
20-Point Games: None
10-Rebound Games: None
5-Steal Games: None
Double-Doubles: None
Dunks: None

2023-24 GAME-BY-GAME STATISTICS


Opponent	GS	Min.	FG-A	3FG-A	FT-A	O-D-T	PF	A	TO	BLK	STL	PTS
vs. Baylor		DNP										
SE Louisiana		DNP										
vs. Notre Dame	1		0-0	0-0	0-0	0-0-0	0	0	0	0	0	0
vs. St. Bonaventure		DNP										
Alabama A&M	2		0-0	0-0	2-2	2-0-2	1	0	1	0	0	2
Virginia Tech	1		0-0	0-0	0-0	0-0-0	0	0	0	0	0	0
at App State		DNP										
vs. Indiana	2		0-0	0-0	0-0	0-0-0	0	0	0	0	0	0
vs. UNC Asheville	1		0-0	0-0	0-0	0-0-0	0	0	0	0	0	0
USC		DNP										
Alabama State	1		0-0	0-0	0-0	0-0-0	0	0	0	0	0	0
Chattanooga												
Penn												
at Arkansas												
Texas A&M												
LSU												
at Vanderbilt												
Ole Miss												
at Alabama												
at Mississippi St.												
Vanderbilt												
at Ole Miss												
Alabama												
at Florida												
South Carolina												
Kentucky												
at Georgia												
at Tennessee												
Mississippi State												
at Missouri												
Georgia												

SCOTT'S CAREER STATISTICS

SEASON	TEAM	GP-GS	MIN/AVG	Field Goals		3-Point		F-Throws		Rebounds				Scoring						
				FG-FGA	FG%	3FG-3FGA	3FG%	FT-FTA	FT%	OFF	DEF	TOT	AVG	PF-FO	A	TO	BLK	STL	PTS	AVG
2023-24	AUB	5-0	7/1.5	0-3	.000	0-0	.000	4-6	.667	0	0	0	0.0	0-0	0	0	0	1	4	0.8
TOTAL		5-0	7/1.5	0-3	.000	0-0	.000	4-6	.667	0	0	0	0.0	0-0	0	0	0	1	4	0.8

24

LIOR BERMAN
 G | 6-4 | 210 | Gr.
 Birmingham, Ala.
 (Mountain Brook HS)



SEASON SUPERLATIVES

Points: 5 vs. UNC Asheville (12/13/23)
Field Goals Made: 1 (three times)
Field Goals Attempted: 3 vs. UNC Asheville (12/13/23), vs. Indiana (12/9/23)
3-Point Field Goals Made:
 1 vs. UNC Asheville (12/13/23), vs. Indiana (12/9/23)
3-Point Field Goals Attempted:
 2 vs. UNC Asheville (12/13/23), vs. Indiana (12/9/23)
Free Throws Made: 2 vs. Alabama State (12/22/23)
Free Throws Attempted: 2 (three times)
Rebounds: 3 at Appalachian State (12/3/23), vs. Notre Dame (11/16/23)
Assists: 1 vs. USC (12/17/23), vs. Indiana (12/9/23)
Blocks: 1 vs. Alabama A&M (11/21/23)
Steals: None
Minutes Played: 14 at Appalachian State (12/3/23)
Double-Figure Games: None
20-Point Games: None
10-Rebound Games: None
5-Steal Games: None
Double-Doubles: None
Dunks: None

CAREER SUPERLATIVES

Points: 8 (four times)
Field Goals Made: 3 (four times)
Field Goals Attempted: 6 vs. Nebraska (12/11/21)
3-Point Field Goals Made: 2 (six times)
3-Point Field Goals Attempted: 4 (three times)
Free Throws Made: 2 vs. Alabama State (12/22/23)
Free Throws Attempted: 2 (five times)
Rebounds: 4 vs. Texas A&M (1/25/23), vs. North Alabama (12/14/21)
Assists: 1 (11 times)
Blocks: 1 vs. Alabama A&M (11/21/23), vs. North Alabama (12/14/21)
Steals: 1 (13 times)
Minutes Played: 19 vs. Nebraska (12/11/21)
Double-Figure Games: None
20-Point Games: None
10-Rebound Games: None
Double-Doubles: None
Dunks: 1

CAREER HONORS

- Three-Time SEC Academic Honor Roll (2020-21, 2021-22 and 2022-23)
- 2022 CSC Academic All-District Team
- Three-Time NABC Honors Court (2021, 2022 and 2023)
- 2019-20 First-Year SEC Academic Honor Roll

2023-24 GAME-BY-GAME STATISTICS

Opponent	GS	Min.	FG-A	3FG-A	FT-A	O-D-T	PF	A	TO	BLK	STL	PTS
vs. Baylor	4	0-0	0-0	0-0	0-0	0-0-0	1	0	0	0	0	0
SE Louisiana	2	0-1	0-1	0-0	0-0-0	0	0	0	0	0	0	0
vs. Notre Dame	5	0-0	0-0	0-0	1-2-3	2	0	0	0	0	0	0
vs. St. Bonaventure	DNP											
Alabama A&M	6	0-0	0-0	0-2	0-1-1	0	0	0	1	0	0	0
Virginia Tech	5	0-0	0-0	0-0	0-1-1	0	0	0	0	0	0	0
at App State	14	1-2	0-1	0-0	3-0-3	0	0	0	0	0	2	2
vs. Indiana	8	1-3	1-2	0-0	0-1-1	1	1	0	0	0	3	3
vs. UNC Asheville	9	2-3	1-2	0-0	0-1-1	1	0	0	0	0	5	5
USC	7	1-1	0-0	1-2	1-0-1	2	1	0	0	0	3	3
Alabama State	7	0-0	0-0	2-2	1-1-2	0	0	1	0	0	2	2
Chattanooga												
Penn												
at Arkansas												
Texas A&M												
LSU												
at Vanderbilt												
Ole Miss												
at Alabama												
at Mississippi St.												
Vanderbilt												
at Ole Miss												
Alabama												
at Florida												
South Carolina												
Kentucky												
at Georgia												
at Tennessee												
Mississippi State												
at Missouri												
Georgia												

BERMAN'S CAREER STATISTICS

SEASON	TEAM	GP-GS	MIN/AVG	Field Goals		3-Point		F-Throws		Rebounds				Scoring						
				FG-FGA	FG%	3FG-3FGA	3FG%	FT-FTA	FT%	OFF	DEF	TOT	AVG	PF-FO	A	TO	BLK	STL	PTS	AVG
2019-20	AUB	2-0	3/1.4	0-1	.000	0-0	.000	0-0	.000	0	0	0	0.0	0-0	0	0	0	0	0	0.0
2020-21	AUB	11-0	29/2.7	4-12	.333	4-11	.364	1-1	1.000	0	2	2	0.2	1-0	0	0	0	0	13	1.2
2021-22	AUB	20-0	166/8.3	16-40	.400	8-17	.471	0-1	.000	8	6	14	0.7	18-0	6	3	1	5	40	2.0
2022-23	AUB	25-0	236/9.4	20-49	.408	11-31	.355	3-5	.600	12	17	29	1.2	31-0	3	8	0	8	54	2.2
2023-24	AUB	10-0	69/6.9	5-10	.500	2-6	.333	3-6	.500	6	7	13	1.3	7-0	2	1	1	0	15	1.5
TOTAL		68-0	502/7.4	45-112	.402	25-65	.385	7-13	.538	26	32	58	0.9	57-0	11	12	2	13	122	1.8

31

CHANEY JOHNSON

F | 6-7 | 220 | Jr.
Alabaster, Ala.
(UAH)



SEASON SUPERLATIVES

Points: 15 vs. Alabama A&M (11/21/23)
Field Goals Made: 6 vs. Alabama A&M (11/21/23)
Field Goals Attempted: 11 vs. Southeastern Louisiana (11/10/23)
3-Point Field Goals Made: 1 vs. Virginia Tech (11/29/23)
3-Point Field Goals Attempted: 3 vs. Southeastern Louisiana (11/10/23)
Free Throws Made: 3 vs. Alabama A&M (11/21/23)
Free Throws Attempted:
 4 vs. Alabama State (12/22/23), vs. Alabama A&M (11/21/23)
Rebounds: 11 vs. Southeastern Louisiana (11/10/23)
Assists: 2 vs. UNC Asheville (12/13/23)
Blocks: 2 vs. Virginia Tech (11/29/23)
Steals: 2 vs. Alabama A&M (11/21/23), vs. St. Bonaventure (11/17/23)
Minutes Played: 20 vs. UNC Asheville (12/13/23)
Double-Figure Games: 1
20-Point Games: None
10-Rebound Games: 1
5-Steal Games: None
Double-Doubles: None
Dunks: 5

CAREER HONORS

- 2023 Alabama Sports Writers Association Small College Athlete of the Year
- 2023 Gulf South Conference Player of the Year
- Two-Time NABC Division II All-District South Team (2022 and 2023)
- Two-Time All-Gulf South Conference First Team (2022 and 2023)
- Three-Time GSC Academic Honor Roll (2020-21, 2021-22, 2022-23)

2023-24 GAME-BY-GAME STATISTICS

Opponent	GS	Min.	FG-A	3FG-A	FT-A	O-D-T	PF	A	TO	BLK	STL	PTS
vs. Baylor	13	1-3	0-0	0-0	1-2-3	2	1	0	0	0	2	
SE Louisiana	18	2-11	0-3	0-0	7-4-11	1	1	3	1	1	4	
vs. Notre Dame	13	2-2	0-0	0-0	0-4-4	5	1	0	0	0	4	
vs. St. Bonaventure	19	0-3	0-2	0-0	0-5-5	2	0	2	0	2	0	
Alabama A&M	17	6-8	0-1	3-4	0-4-4	3	0	1	1	2	15	
Virginia Tech	18	1-4	1-1	0-0	1-2-3	3	1	2	2	0	3	
at App State	18	1-1	0-0	0-2	1-3-4	2	0	0	0	1	2	
vs. Indiana	7	0-0	0-0	0-0	0-0-0	4	0	0	0	0	0	
vs. UNC Asheville	20	3-5	0-1	2-2	2-2-4	4	2	0	1	0	8	
USC	14	1-3	0-1	1-1	1-2-3	2	0	1	0	1	3	
Alabama State	18	1-2	0-0	2-4	3-2-5	2	1	1	0	0	4	
Chattanooga												
Penn												
at Arkansas												
Texas A&M												
LSU												
at Vanderbilt												
Ole Miss												
at Alabama												
at Mississippi St.												
Vanderbilt												
at Ole Miss												
Alabama												
at Florida												
South Carolina												
Kentucky												
at Georgia												
at Tennessee												
Mississippi State												
at Missouri												
Georgia												

CAREER SUPERLATIVES (DIVISION II and DIVISION I)

Points: 35 vs. Embry-Riddle (11/7/21)
Field Goals Made: 13 vs. Embry-Riddle (11/7/21)
Field Goals Attempted: 23 vs. Lee (2/12/22)
3-Point Field Goals Made: 5 vs. Embry-Riddle (11/7/21)
3-Point Field Goals Attempted: 6 vs. Embry-Riddle (11/7/21)
Free Throws Made: 10 vs. Mississippi College (2/4/23)
Free Throws Attempted: 14 vs. Mississippi College (2/4/23)
Rebounds: 12 vs. Lee (12/2/22), vs. West Georgia (3/1/22)
Assists: 6 vs. Montevallo (1/18/23)
Blocks: 3 at Nova Southeastern (3/14/23), Christian Brothers (1/13/22)
Steals: 4 vs. Union (3/6/22)
Minutes Played: 38 at West Alabama (11/28/22)
Double-Figure Games: 68
30-Point Games: 1
20-Point Games: 17
10-Rebound Games: 7
Double-Doubles: 5
Dunks: 69

JOHNSON'S CAREER STATISTICS (DIVISION II and DIVISION I)

SEASON	TEAM	GP-GS	MIN/AVG	Field Goals		3-Point		F-Throws		Rebounds				Scoring						
				FG-FGA	FG%	3FG-3FGA	3FG%	FT-FTA	FT%	OFF	DEF	TOT	AVG	PF-FO	A	TO	BLK	STL	PTS	AVG
2020-21	UAH	19-0	220/11.6	31-72	.431	11-28	.393	10-20	.500	12	25	37	1.9	31-0	4	19	2	6	83	4.4
2021-22	UAH	33-31	781/23.7	218-372	.586	32-69	.464	86-115	.748	61	126	187	5.7	100-9	39	75	22	26	554	16.8
2022-23	UAH	35-35	891/25.5	203-392	.518	24-81	.296	128-167	.766	49	182	231	6.6	69-1	55	74	18	39	558	15.9
2023-24	AUB	11-0	177/16.1	18-42	.429	1-9	.111	8-13	.615	16	30	46	4.2	30-1	7	10	5	7	45	4.1
TOTAL FOR AUB		11-0	177/16.1	18-42	.429	1-9	.111	8-13	.615	16	30	46	4.2	30-1	7	10	5	7	45	4.1
TOTAL		98-66	2069/21.1	470-878	.535	68-187	.364	232-315	.737	138	363	501	5.1	230-11	105	178	47	78	1240	12.7

44

DYLAN CARDWELL

G | 6-11 | 255 | Sr.
Augusta, Ga.
(McEachern HS)



SEASON SUPERLATIVES

Points: 11 vs. USC (12/17/23)
Field Goals Made: 4 vs. USC (12/17/23)
Field Goals Attempted: 6 vs. UNC Asheville (12/13/23)
3-Point Field Goals Made: None
3-Point Field Goals Attempted: 1 vs. USC (12/17/23)
Free Throws Made: 6 vs. St. Bonaventure (11/17/23)
Free Throws Attempted: 6 vs. St. Bonaventure (11/17/23)
Rebounds: 9 vs. Alabama A&M (11/21/23)
Assists: 4 vs. Baylor (11/7/23)
Blocks: 5 vs. Baylor (11/7/23)
Steals: 3 vs. USC (12/17/23)
Minutes Played: 18 vs. UNC Asheville (12/13/23)
Double-Figure Games: 1
20-Point Games: None
10-Rebound Games: None
5-Steal Games: None
Double-Doubles: None
Dunks: 13

CAREER SUPERLATIVES

Points: 11 vs. USC (12/17/23)
Field Goals Made: 5 vs. Ole Miss (2/6/21), vs. Yale (12/4/21)
Field Goals Attempted: 8 vs. Missouri (2/14/23)
3-Point Field Goals Made: 1 vs. Mississippi State (3/6/21)
3-Point Field Goals Attempted: 1 (four times)
Free Throws Made: 6 vs. St. Bonaventure (11/17/23), vs. Missouri (1/26/21)
Free Throws Attempted: 7 vs. Missouri (1/26/21)
Rebounds: 10 vs. Missouri (2/14/23)
Assists: 4 vs. Baylor (11/7/23)
Blocks: 5 (three times)
Steals: 4 at South Carolina (1/4/22)
Minutes Played: 29 vs. Ole Miss (2/6/21)
Double-Figure Games: 3
20-Point Games: None
10-Rebound Games: 1
Double-Doubles: None
Dunks: 80

CAREER HONORS

- 2022-23 CSC Academic All-District Team
- 2023 NABC Honors Court
- 2021-22 SEC Community Service Team
- Two-Time SEC Academic Honor Roll (2021-22 and 2022-23)
- 2020-21 First-Year SEC Academic Honor Roll

2023-24 GAME-BY-GAME STATISTICS

Opponent	GS	Min.	FG-A	3FG-A	FT-A	O-D-T	PF	A	TO	BLK	STL	PTS
vs. Baylor	14	2-3	0-0	1-3	2-2-4	4	4	0	5	1	5	
SE Louisiana	16	3-3	0-0	0-0	2-2-4	3	0	0	1	0	6	
vs. Notre Dame	15	1-2	0-0	0-0	1-0-1	2	1	4	1	2	2	
vs. St. Bonaventure	16	1-2	0-0	6-6	2-2-4	3	2	0	0	0	8	
Alabama A&M *	17	3-5	0-0	0-0	5-4-9	0	2	3	2	1	6	
Virginia Tech	12	0-0	0-0	2-5	0-0-0	1	2	0	0	0	2	
at App State	13	2-3	0-0	0-0	3-1-4	3	0	1	0	0	4	
vs. Indiana	17	1-2	0-0	0-0	4-4-8	1	0	0	0	1	2	
vs. UNC Asheville	18	3-6	0-0	0-0	1-0-1	2	0	0	1	0	6	
USC	17	4-5	0-1	3-4	2-3-5	3	2	0	2	3	11	
Alabama State	16	2-2	0-0	0-0	0-1-1	1	0	0	2	1	4	
Chattanooga												
Penn												
at Arkansas												
Texas A&M												
LSU												
at Vanderbilt												
Ole Miss												
at Alabama												
at Mississippi St.												
Vanderbilt												
at Ole Miss												
Alabama												
at Florida												
South Carolina												
Kentucky												
at Georgia												
at Tennessee												
Mississippi State												
at Missouri												
Georgia												

CARDWELL'S CAREER STATISTICS

SEASON	TEAM	GP-GS	MIN/AVG	Field Goals		3-Point		F-Throws		Rebounds				Scoring						
				FG-FGA	FG%	3FG-3FGA	3FG%	FT-FTA	FT%	OFF	DEF	TOT	AVG	PF-FO	A	TO	BLK	STL	PTS	AVG
2020-21	AUB	27-0	409/15.1	43-61	.705	1-1	1.000	16-28	.571	49	49	98	3.6	57-1	13	41	17	12	103	3.8
2021-22	AUB	34-0	394/11.6	49-71	.690	0-1	.000	4-10	.400	53	49	102	3.0	60-0	18	9	42	18	102	3.0
2022-23	AUB	32-1	428/13.4	56-75	.747	0-1	.000	7-22	.318	54	66	120	3.8	64-0	35	20	43	9	119	3.7
2023-24	AUB	11-1	173/15.7	22-33	.667	0-1	.000	12-18	.667	22	19	41	3.7	23-0	11	8	13	9	56	5.1
TOTAL		104-2	1404/13.5	170-240	.708	1-4	.250	39-78	.500	178	183	361	3.5	204-1	77	78	115	48	380	3.7

2023-24 OVERALL STATISTICS

Game Records

Record	Overall	Home	Away	Neutral
ALL GAMES	9-2	5-0	0-1	4-1
CONFERENCE	0-0	0-0	0-0	0-0
NON-CONFERENCE	9-2	5-0	0-1	4-1

Score by Periods

Team	1st	2nd	OT	TOT
Auburn	468	446	0	914
Opponents	316	417	0	733

Team Box Score

No.	Player	Total			3-Point		F-Throw		Rebounds				Other									
		GP-GS	MIN	AVG	FG-FGA	FG%	3FG-3FGA	3FG%	FT-FTA	FT%	OFF	DEF	TOT	AVG	PF	DQ	A	TO	BLK	STL	PTS	AVG
4	BROOME, Johni	11-10	250:59	22.8	61-118	.517	4-21	.190	37-66	.561	31	62	93	8.5	29	1	19	19	19	9	163	14.8
1	HOLLOWAY, Aden	11-9	249:39	22.7	39-108	.361	27-69	.391	21-27	.778	2	10	12	1.1	16	0	40	12	1	3	126	11.5
2	WILLIAMS, Jaylin	11-11	239:23	21.8	44-80	.550	8-25	.320	24-31	.774	14	42	56	5.1	18	0	22	12	7	11	120	10.9
10	BAKER-MAZARA, Chad	11-0	218:35	19.9	26-62	.419	8-25	.320	30-34	.882	12	28	40	3.6	21	0	24	6	4	10	90	8.2
12	JONES, Denver	11-10	232:17	21.1	24-62	.387	13-34	.382	26-28	.929	5	24	29	2.6	11	0	19	12	0	6	87	7.9
3	DONALDSON, Tre	11-3	200:55	18.3	34-62	.548	10-24	.417	8-10	.800	5	22	27	2.5	14	0	38	18	0	8	86	7.8
0	JOHNSON, K.D.	11-0	175:09	15.9	27-65	.415	9-32	.281	19-23	.826	3	16	19	1.7	29	1	13	9	3	15	82	7.5
44	CARDWELL, Dylan	11-1	172:51	15.7	22-33	.667	0-1	.000	12-18	.667	22	19	41	3.7	23	0	11	8	13	9	56	5.1
31	JOHNSON, Chaney	11-0	176:58	16.1	18-42	.429	1-9	.111	8-13	.615	16	30	46	4.2	30	1	7	10	5	7	45	4.1
5	MOORE, Chris	11-11	181:55	16.5	12-27	.444	1-9	.111	13-17	.765	10	13	23	2.1	14	0	10	7	6	2	38	3.5
24	BERMAN, Lior	10-0	69:03	6.9	5-10	.500	2-6	.333	3-6	.500	6	7	13	1.3	7	0	2	1	1	0	15	1.5
21	MUSCHALEK, Blake	5-0	07:17	1.5	0-3	.000	0-0	.000	4-6	.667	0	0	0	0.0	0	0	0	0	0	1	4	0.8
23	SCOTT, Addarin	6-0	09:15	1.5	0-0	.000	0-0	.000	2-2	1.000	2	0	2	0.3	1	0	0	1	1	0	2	0.3
42	ALEXANDER, Haston	1-0	01:31	1.5	0-0	.000	0-0	.000	0-0	.000	0	1	1	1.0	1	0	0	0	0	0	0	0.0
20	SOBERA, Carter	6-0	08:49	1.5	0-1	.000	0-0	.000	0-0	.000	0	1	1	0.2	0	0	0	0	0	0	0	0.0
55	HARPER, Jalen	4-0	05:23	1.3	0-4	.000	0-2	.000	0-0	.000	0	0	0	0.0	1	0	0	0	0	0	0	0.0
Team											12	25	37				4					
Total		11	2200		312-677	.461	83-257	.323	207-281	.737	140	300	440	40.0	215	3	205	119	60	81	914	83.1
Opponents		11	2200		243-625	.389	59-206	.286	188-248	.758	110	257	367	33.4	219	8	103	154	28	74	733	66.6

Team Statistics

	AUB	OPP
Scoring	914	733
Points per game	83.1	66.6
Scoring margin	+16.5	-
Field goals-att	312-677	243-625
Field goal pct	.461	.389
3 point fg-att	83-257	59-206
3-point FG pct	.323	.286
3-pt FG made per game	7.5	5.4
Free throws-att	207-281	188-248
Free throw pct	.737	.758
F-Throws made per game	18.8	17.1
Rebounds	440	367
Rebounds per game	40.0	33.4
Rebounding margin	+6.6	-
Assists	205	103
Assists per game	18.6	9.4
Turnovers	119	154
Turnovers per game	10.8	14.0
Turnover margin	+3.2	-
Assist/turnover ratio	1.7	0.7
Steals	81	74
Steals per game	7.4	6.7
Blocks	60	28
Blocks per game	5.5	2.5
Winning streak	4	-
Home win streak	5	-
Attendance	45605	7037
Home games-Avg/Game	5-9121	1-7037
Neutral site-Avg/Game	-	5-5716

Team Results

Date	Opponent		Score	Att.
11/07/2023	vs Baylor	L	82-88	3028
11/10/2023	Southeastern La.	W	86-71	9121
11/16/2023	vs Notre Dame	W	83-59	5524
11/17/2023	vs St. Bonaventure	W	77-60	4849
11/21/2023	Alabama A&M	W	84-54	9121
11/29/2023	Virginia Tech	W	74-57	9121
12/03/2023	at App State	L	64-69	7037
12/09/2023	vs Indiana	W	104-76	8623
12/13/2023	vs UNC Asheville	W	87-62	6556
12/17/2023	Southern California	W	91-75	9121
12/22/2023	Alabama St.	W	82-62	9121

TEAM AND OPPONENT SUPERLATIVES

AUBURN GAME HIGHS

Auburn - Game Highs

POINTS	104	vs Indiana (N) (12/09/2023)
	91	Southern California (12/17/2023)
	87	vs UNC Asheville (N) (12/13/2023)
	86	Southeastern La. (11/10/2023)
	84	Alabama A&M (11/21/2023)
FIELD GOALS MADE	35	vs Indiana (N) (12/09/2023)
	34	vs UNC Asheville (N) (12/13/2023)
FIELD GOAL ATTEMPTS	72	vs Indiana (N) (12/09/2023)
	70	Southeastern La. (11/10/2023)
FIELD GOAL PERCENTAGE	.534 (31-58)	vs Notre Dame (N) (11/16/2023)
	.531 (34-64)	vs UNC Asheville (N) (12/13/2023)
3 PT FG MADE	14	vs Indiana (N) (12/09/2023)
	11	Southeastern La. (11/10/2023)
3 PT FG ATTEMPTS	32	Southeastern La. (11/10/2023)
	29	vs Indiana (N) (12/09/2023)
3 PT FG PERCENTAGE	.483 (14-29)	vs Indiana (N) (12/09/2023)
	.474 (9-19)	vs Baylor (N) (11/07/2023)
FREE THROWS MADE	26	Alabama St. (12/22/2023)
	26	Alabama A&M (11/21/2023)
FREE THROW ATTEMPTS	36	Virginia Tech (11/29/2023)
	36	Alabama A&M (11/21/2023)
FREE THROW PERCENTAGE	.870 (20-23)	vs Indiana (N) (12/09/2023)
	.850 (17-20)	Southeastern La. (11/10/2023)
REBOUNDS	48	at App State (12/03/2023)
	48	Alabama A&M (11/21/2023)
ASSISTS	25	vs Indiana (N) (12/09/2023)
	22	vs Notre Dame (N) (11/16/2023)
STEALS	11	Alabama St. (12/22/2023)
	11	Virginia Tech (11/29/2023)
BLOCKED SHOTS	10	vs Baylor (N) (11/07/2023)
	7	Southern California (12/17/2023)
	7	Virginia Tech (11/29/2023)
	7	Southeastern La. (11/10/2023)
TURNOVERS	18	Alabama St. (12/22/2023)
	15	vs Baylor (N) (11/07/2023)
FOULS	32	vs Baylor (N) (11/07/2023)
	22	Southern California (12/17/2023)
	22	Virginia Tech (11/29/2023)

OPPONENT GAME HIGHS

Opponent - Game Highs

POINTS	88	vs Baylor (N) (11/07/2023)
	76	vs Indiana (N) (12/09/2023)
	75	Southern California (12/17/2023)
	71	Southeastern La. (11/10/2023)
	69	at App State (12/03/2023)
FIELD GOALS MADE	26	vs Baylor (N) (11/07/2023)
	25	Southeastern La. (11/10/2023)
FIELD GOAL ATTEMPTS	63	Southeastern La. (11/10/2023)
	62	vs Notre Dame (N) (11/16/2023)
FIELD GOAL PERCENTAGE	.451 (23-51)	vs UNC Asheville (N) (12/13/2023)
	.433 (26-60)	vs Baylor (N) (11/07/2023)
3 PT FG MADE	9	vs Baylor (N) (11/07/2023)
	8	at App State (12/03/2023)
3 PT FG ATTEMPTS	26	vs Notre Dame (N) (11/16/2023)
	24	vs St. Bonaventure (N) (11/17/2023)
3 PT FG PERCENTAGE	.474 (9-19)	vs Baylor (N) (11/07/2023)
	.471 (8-17)	at App State (12/03/2023)
FREE THROWS MADE	27	vs Baylor (N) (11/07/2023)
	23	Virginia Tech (11/29/2023)
FREE THROW ATTEMPTS	34	vs Baylor (N) (11/07/2023)
	31	Virginia Tech (11/29/2023)
FREE THROW PERCENTAGE	.875 (14-16)	Alabama St. (12/22/2023)
	.846 (11-13)	vs St. Bonaventure (N) (11/17/2023)
REBOUNDS	44	Virginia Tech (11/29/2023)
	38	Southern California (12/17/2023)
	38	vs Baylor (N) (11/07/2023)
ASSISTS	14	vs UNC Asheville (N) (12/13/2023)
	14	vs Indiana (N) (12/09/2023)
STEALS	14	Alabama St. (12/22/2023)
	10	vs Baylor (N) (11/07/2023)
BLOCKED SHOTS	5	Alabama St. (12/22/2023)
	4	vs Indiana (N) (12/09/2023)
	4	vs Baylor (N) (11/07/2023)
TURNOVERS	21	Virginia Tech (11/29/2023)
	18	Alabama St. (12/22/2023)
FOULS	26	Alabama A&M (11/21/2023)
	25	Virginia Tech (11/29/2023)

AUBURN GAME LOWS

Auburn - Game Lows

POINTS	64	at App State (12/03/2023)
	74	Virginia Tech (11/29/2023)
	77	vs St. Bonaventure (N) (11/17/2023)
	82	Alabama St. (12/22/2023)
	82	vs Baylor (N) (11/07/2023)
FIELD GOALS MADE	24	Virginia Tech (11/29/2023)
	25	Alabama St. (12/22/2023)
	25	vs St. Bonaventure (N) (11/17/2023)
FIELD GOAL ATTEMPTS	52	vs St. Bonaventure (N) (11/17/2023)
	54	Alabama St. (12/22/2023)
FIELD GOAL PERCENTAGE	.387 (24-62)	Virginia Tech (11/29/2023)
	.394 (26-66)	at App State (12/03/2023)
3 PT FG MADE	2	Virginia Tech (11/29/2023)
	3	at App State (12/03/2023)
3 PT FG ATTEMPTS	16	Virginia Tech (11/29/2023)
	19	vs Baylor (N) (11/07/2023)
3 PT FG PERCENTAGE	.111 (3-27)	at App State (12/03/2023)
	.125 (2-16)	Virginia Tech (11/29/2023)
FREE THROWS MADE	9	at App State (12/03/2023)
	12	vs UNC Asheville (N) (12/13/2023)
	12	vs Notre Dame (N) (11/16/2023)
FREE THROW ATTEMPTS	15	vs UNC Asheville (N) (12/13/2023)
	16	vs Notre Dame (N) (11/16/2023)
FREE THROW PERCENTAGE	.474 (9-19)	at App State (12/03/2023)
	.667 (24-36)	Virginia Tech (11/29/2023)
REBOUNDS	34	vs St. Bonaventure (N) (11/17/2023)
	35	Southern California (12/17/2023)
	35	vs Notre Dame (N) (11/16/2023)
ASSISTS	12	Virginia Tech (11/29/2023)
	14	Alabama St. (12/22/2023)
STEALS	3	at App State (12/03/2023)
	4	vs St. Bonaventure (N) (11/17/2023)
BLOCKED SHOTS	2	at App State (12/03/2023)
	3	vs Indiana (N) (12/09/2023)
	3	vs St. Bonaventure (N) (11/17/2023)
TURNOVERS	3	vs Indiana (N) (12/09/2023)
	7	vs UNC Asheville (N) (12/13/2023)
FOULS	13	Alabama St. (12/22/2023)
	16	vs UNC Asheville (N) (12/13/2023)

OPPONENT GAME LOWS

Opponent - Game Lows

POINTS	54	Alabama A&M (11/21/2023)
	57	Virginia Tech (11/29/2023)
	59	vs Notre Dame (N) (11/16/2023)
	60	vs St. Bonaventure (N) (11/17/2023)
	62	Alabama St. (12/22/2023)
	62	vs UNC Asheville (N) (12/13/2023)
FIELD GOALS MADE	14	Virginia Tech (11/29/2023)
	19	Alabama A&M (11/21/2023)
FIELD GOAL ATTEMPTS	51	vs UNC Asheville (N) (12/13/2023)
	51	at App State (12/03/2023)
	51	Virginia Tech (11/29/2023)
FIELD GOAL PERCENTAGE	.275 (14-51)	Virginia Tech (11/29/2023)
	.333 (19-57)	Alabama A&M (11/21/2023)
3 PT FG MADE	2	vs Notre Dame (N) (11/16/2023)
	3	Alabama A&M (11/21/2023)
	3	vs St. Bonaventure (N) (11/17/2023)
3 PT FG ATTEMPTS	14	Southeastern La. (11/10/2023)
	15	Alabama A&M (11/21/2023)
3 PT FG PERCENTAGE	.077 (2-26)	vs Notre Dame (N) (11/16/2023)
	.125 (3-24)	vs St. Bonaventure (N) (11/17/2023)
FREE THROWS MADE	9	vs UNC Asheville (N) (12/13/2023)
	11	vs St. Bonaventure (N) (11/17/2023)
FREE THROW ATTEMPTS	13	vs St. Bonaventure (N) (11/17/2023)
	16	Alabama St. (12/22/2023)
FREE THROW PERCENTAGE	.500 (9-18)	vs UNC Asheville (N) (12/13/2023)
	.727 (16-22)	Southeastern La. (11/10/2023)
REBOUNDS	26	vs UNC Asheville (N) (12/13/2023)
	27	Alabama St. (12/22/2023)
	27	Alabama A&M (11/21/2023)
ASSISTS	6	Alabama A&M (11/21/2023)
	6	Southeastern La. (11/10/2023)
STEALS	2	vs Indiana (N) (12/09/2023)
	4	Southern California (12/17/2023)
BLOCKED SHOTS	1	vs UNC Asheville (N) (12/13/2023)
	1	vs St. Bonaventure (N) (11/17/2023)
	1	Southeastern La. (11/10/2023)
TURNOVERS	7	at App State (12/03/2023)
	9	Southeastern La. (11/10/2023)
FOULS	9	vs UNC Asheville (N) (12/13/2023)
	13	at App State (12/03/2023)

TEAM AND INDIVIDUAL SUPERLATIVES

AUBURN INDIVIDUAL HIGHS

Auburn - Individual Game Highs

POINTS	30	Johni Broome vs Virginia Tech (11/29/2023)
	24	Aden Holloway vs Indiana (N) (12/09/2023)
	24	Jaylin Williams vs Indiana (N) (12/09/2023)
	21	Johni Broome at App State (12/03/2023)
	20	Jaylin Williams vs Alabama St. (12/22/2023)
FIELD GOALS MADE	11	Johni Broome vs Virginia Tech (11/29/2023)
	10	Johni Broome at App State (12/03/2023)
FIELD GOAL ATTEMPTS	19	Johni Broome vs Virginia Tech (11/29/2023)
	16	Johni Broome at App State (12/03/2023)
FIELD GOAL PERCENTAGE (min 5 made)	.750 (6-8)	Tre Donaldson vs UNC Asheville (N) (12/13/2023)
	.750 (6-8)	Chaney Johnson vs Alabama A&M (11/21/2023)
3 PT FG MADE	5	Aden Holloway vs Indiana (N) (12/09/2023)
	4	Aden Holloway vs Southern California (12/17/2023)
	4	Aden Holloway vs Notre Dame (N) (11/16/2023)
	4	Aden Holloway vs Baylor (N) (11/07/2023)
3 PT FG ATTEMPTS	8	Aden Holloway vs Indiana (N) (12/09/2023)
	8	Aden Holloway vs Southeastern La. (11/10/2023)
	8	Aden Holloway vs Baylor (N) (11/07/2023)
3 PT FG PERCENTAGE (min 2 made)	1.000 (3-3)	Chad Baker-Mazara vs UNC Asheville (N) (12/13/2023)
	1.000 (3-3)	Denver Jones vs St. Bonaventure (N) (11/17/2023)
	1.000 (2-2)	Denver Jones vs Southern California (12/17/2023)
FREE THROWS MADE	8	Johni Broome vs Virginia Tech (11/29/2023)
	6	Johni Broome vs Alabama St. (12/22/2023)
	6	Jaylin Williams vs Alabama St. (12/22/2023)
	6	Denver Jones vs Southern California (12/17/2023)
	6	Jaylin Williams vs Indiana (N) (12/09/2023)
	6	Denver Jones vs Virginia Tech (11/29/2023)
	6	Dylan Cardwell vs St. Bonaventure (N) (11/17/2023)
	6	K.D. Johnson vs Notre Dame (N) (11/16/2023)
	6	Johni Broome vs Baylor (N) (11/07/2023)
FREE THROW ATTEMPTS	13	Johni Broome vs Virginia Tech (11/29/2023)
	11	Johni Broome vs St. Bonaventure (N) (11/17/2023)
FREE THROW PERCENTAGE (min 3 made)	1.000 (6-6)	Jaylin Williams vs Alabama St. (12/22/2023)
	1.000 (6-6)	Denver Jones vs Southern California (12/17/2023)
	1.000 (6-6)	Denver Jones vs Virginia Tech (11/29/2023)
	1.000 (6-6)	Dylan Cardwell vs St. Bonaventure (N) (11/17/2023)
	1.000 (5-5)	Aden Holloway vs Indiana (N) (12/09/2023)
	1.000 (5-5)	Chad Baker-Mazara vs Virginia Tech (11/29/2023)
	1.000 (4-4)	K.D. Johnson vs Alabama St. (12/22/2023)
	1.000 (4-4)	Chris Moore vs Alabama St. (12/22/2023)
	1.000 (4-4)	Denver Jones vs Indiana (N) (12/09/2023)
	1.000 (3-3)	Johni Broome vs Southern California (12/17/2023)
	1.000 (3-3)	K.D. Johnson vs Indiana (N) (12/09/2023)
	1.000 (3-3)	Jaylin Williams vs St. Bonaventure (N) (11/17/2023)
	1.000 (3-3)	Johni Broome vs Southeastern La. (11/10/2023)
	1.000 (3-3)	K.D. Johnson vs Southeastern La. (11/10/2023)
	1.000 (3-3)	Chad Baker-Mazara vs Baylor (N) (11/07/2023)
REBOUNDS	13	Johni Broome vs Alabama St. (12/22/2023)
	13	Johni Broome at App State (12/03/2023)
	13	Johni Broome vs Virginia Tech (11/29/2023)
ASSISTS	7	Jaylin Williams vs Indiana (N) (12/09/2023)
	6	Aden Holloway vs Southern California (12/17/2023)
	6	Chad Baker-Mazara vs Alabama A&M (11/21/2023)
	6	Aden Holloway vs Baylor (N) (11/07/2023)

OPPONENT INDIVIDUAL HIGHS

Opponent - Individual Game Highs

POINTS	28	Ja'Kobe Walter vs Baylor (N) (11/07/2023)
	24	Roger McFarlane vs Southeastern La. (11/10/2023)
	23	Drew Pember vs UNC Asheville (N) (12/13/2023)
	22	Boogie Ellis vs Southern California (12/17/2023)
	18	Myles Tate at App State (12/03/2023)
	18	J.R. Konieczny vs Notre Dame (N) (11/16/2023)
FIELD GOALS MADE	9	Roger McFarlane vs Southeastern La. (11/10/2023)
	7	Isaiah Range vs Alabama St. (12/22/2023)
	7	Boogie Ellis vs Southern California (12/17/2023)
	7	Drew Pember vs UNC Asheville (N) (12/13/2023)
	7	Chad Venning vs St. Bonaventure (N) (11/17/2023)
	7	J.R. Konieczny vs Notre Dame (N) (11/16/2023)
	7	Ja'Kobe Walter vs Baylor (N) (11/07/2023)
FIELD GOAL ATTEMPTS	23	Roger McFarlane vs Southeastern La. (11/10/2023)
	20	Markus Burton vs Notre Dame (N) (11/16/2023)
FIELD GOAL PERCENTAGE (min 5 made)	.875 (7-8)	Chad Venning vs St. Bonaventure (N) (11/17/2023)
	.833 (5-6)	Nick McMullen vs UNC Asheville (N) (12/13/2023)
3 PT FG MADE	4	Roger McFarlane vs Southeastern La. (11/10/2023)
	4	Ja'Kobe Walter vs Baylor (N) (11/07/2023)
3 PT FG ATTEMPTS	8	Isaiah Range vs Alabama St. (12/22/2023)
	7	Boogie Ellis vs Southern California (12/17/2023)
	7	Mackenzie Mgbako vs Indiana (N) (12/09/2023)
	7	Braeden Shrewsbury vs Notre Dame (N) (11/16/2023)
	7	Roger McFarlane vs Southeastern La. (11/10/2023)
	7	Ja'Kobe Walter vs Baylor (N) (11/07/2023)
3 PT FG PERCENTAGE (min 2 made)	.750 (3-4)	Jaydon Young vs Virginia Tech (11/29/2023)
	.667 (2-3)	Gabe Cupps vs Indiana (N) (12/09/2023)
	.667 (2-3)	Myles Tate at App State (12/03/2023)
	.667 (2-3)	CJ Huntley at App State (12/03/2023)
	.667 (2-3)	John Camden vs Virginia Tech (11/29/2023)
FREE THROWS MADE	10	Ja'Kobe Walter vs Baylor (N) (11/07/2023)
	8	Ke'el Ware vs Indiana (N) (12/09/2023)
FREE THROW ATTEMPTS	10	Ke'el Ware vs Indiana (N) (12/09/2023)
	10	Ja'Kobe Walter vs Baylor (N) (11/07/2023)
FREE THROW PERCENTAGE (min 3 made)	1.000 (10-10)	Ja'Kobe Walter vs Baylor (N) (11/07/2023)
	1.000 (4-4)	Mackenzie Mgbako vs Indiana (N) (12/09/2023)
	1.000 (4-4)	Terence Harcum at App State (12/03/2023)
	1.000 (4-4)	Nick Caldwell vs Southeastern La. (11/10/2023)
	1.000 (3-3)	Anthony Walker vs Indiana (N) (12/09/2023)
	1.000 (3-3)	Tae Davis vs Notre Dame (N) (11/16/2023)
REBOUNDS	11	J.R. Konieczny vs Notre Dame (N) (11/16/2023)
	11	Roger McFarlane vs Southeastern La. (11/10/2023)
ASSISTS	6	Caleb Burgess vs UNC Asheville (N) (12/13/2023)
	4	Donovan Gregory at App State (12/03/2023)
STEALS	3	Micah Octave vs Alabama St. (12/22/2023)
	3	CJ Huntley at App State (12/03/2023)
	3	Braeden Shrewsbury vs Notre Dame (N) (11/16/2023)
	3	Jayden Nunn vs Baylor (N) (11/07/2023)
BLOCKED SHOTS	3	Ubong Okon vs Alabama St. (12/22/2023)
	3	Joshua Morgan vs Southern California (12/17/2023)
TURNOVERS	7	Sean Pedulla vs Virginia Tech (11/29/2023)
	7	Rayl Dennis vs Baylor (N) (11/07/2023)

MISCELLANEOUS STATISTICS

AUBURN'S RECORD IN BRUCE PEARL ERA

Overall (On-Court)	9-2	196-113
Home	5-0	117-31
Away	0-1	42-62
Neutral	4-1	38-20
Conference (On-Court)	0-0	84-78
Home	0-0	53-28
Away	0-0	31-50
Non-Conference (On-Court)	9-2	107-35
Home	5-0	60-3
Away	0-1	9-12
Neutral	4-1	37-20
Overtime	0-0	12-6
Ranked opponents	0-1	18-27
Unranked opponents	9-1	166-86
Wearing white uniforms	5-0	114-41
Wearing navy uniforms	2-1	41-50
Wearing orange uniforms	2-1	29-22
Leading at half	9-1	141-25
Trailing at half	0-1	38-84
Tied at half	0-0	5-4
Leading with 5:00 remaining in second half	9-1	162-7
Trailing with 5:00 remaining in second half	0-1	20-102
Tied with 5:00 remaining in second half	0-0	4-4
Has more rebounds than opponent	6-1	116-28
Has fewer rebounds than opponent	2-0	65-46
Same rebounds as opponent	1-1	3-9
Commits more turnovers than opponent	0-1	43-69
Causes more turnovers than opponent	7-1	124-46
Same turnovers as opponent	2-0	17-8
Has more FT attempts than opponent	6-0	127-42
Has fewer FT attempts than opponent	3-2	55-68
Same FT attempts as opponent	0-0	3-3
Shoots 40% or better from field	8-1	155-50
Shoots less than 40% from field	1-1	29-63
Opponent shoots 40% or better from field	3-2	108-98
Opponent shoots less than 40% from field	6-0	76-15
Shoots better than opponent	9-1	135-20
Opponent shoots better	0-1	47-92
Same FG percentage	0-0	2-1
Auburn bench outscores opponent's bench	9-1	118-38
Opponent's bench outscores Auburn bench	0-1	63-70
Same points off the bench	0-0	2-6
Auburn scores 100 or more	1-0	10-1
Auburn scores between 90-99	1-0	27-2
Auburn scores between 80-89	5-1	70-18
Auburn scores between 70-79	2-0	54-25
Auburn scores between 60-69	0-1	19-40
Auburn scores less than 60	0-0	3-27
Opponent scores 100 or more	0-0	0-5
Opponent scores between 90-99	0-0	3-17
Opponent scores between 80-89	0-1	20-37
Opponent scores between 70-79	3-0	61-31
Opponent scores between 60-69	3-1	63-18
Opponent scores less than 60	3-0	36-5
On Sunday	1-1	7-4
On Monday	0-0	6-5
On Tuesday	1-1	35-24
On Wednesday	2-0	38-24
On Thursday	1-0	12-3
On Friday	3-0	26-6
On Saturday	1-0	60-47
In November	5-1	46-10
In December	4-1	46-14
In January	0-0	41-31
In February	0-0	28-40
In March	0-0	23-17
In April	0-0	0-1
Five-plus players score in double-figures	3-0	44-9
Four players score in double figures	2-0	65-21
Three players score in double figures	2-1	51-45

MISCELLANEOUS

Largest margin of victory	31 vs. UNC Asheville (12/13/23)
Smallest margin of victory	15 vs. Southeastern Louisiana (11/10/23)
Largest margin of defeat	6 vs. Baylor (11/7/23)
Smallest margin of defeat	5 at Appalachian State (12/3/23)
Biggest rebound margin	+21 vs. Alabama A&M (11/21/23)
Biggest rebound deficit	-4 vs. Virginia Tech (11/29/23)
Average margin of victory/defeat	+21.0/-5.5
Largest halftime lead	+34 (49-15) vs. Alabama A&M (11/21/23)
Largest halftime lead blown	+9 (43-34) vs. Baylor (11/7/23)
Largest halftime deficit	-3 (31-33) at Appalachian State (12/3/23)
Largest halftime deficit overcome to win	
Largest overall lead	43 vs. Alabama A&M, 2nd Half (11/21/23)
Largest overall lead blown	9 vs. Baylor, 1st Half (11/7/23)
Largest overall deficit	-12 vs. Indiana, 1st Half (12/9/23)
Largest deficit overcome to win	-12 vs. Indiana (12/9/23)

TEAM EXTREMES

Most points scored	104 vs. Indiana (12/9/23)
Fewest points scored	64 at Appalachian State (12/3/23)
Most rebounds	
	48 at Appalachian State (12/3/23), vs. Alabama A&M (11/21/23)
Fewest rebounds	34 vs. St. Bonaventure (11/17/23)
Most assists	25 vs. Indiana (12/9/23)
Fewest assists	12 vs. Virginia Tech (11/29/23)
Most turnovers	18 vs. Alabama State (12/22/23)
Fewest turnovers	3 vs. Indiana (12/9/23) - tied school single-game record
Most steals	11 vs. Alabama State (12/22/23), vs. Virginia Tech (11/29/23)
Fewest steals	3 at Appalachian State (12/3/23)
Most blocks	10 vs. Baylor (11/7/23)
Fewest blocks	2 at Appalachian State (12/3/23)
Best shooting percentage	.534 (31-58) vs. Notre Dame (11/16/23)
Worst shooting percentage	.387 (24-62) vs. Virginia Tech (11/29/23)
Best 3-pt. percentage	.483 (14-29) vs. Indiana (12/9/23)
Worst 3-pt. percentage	.111 (3-27) at Appalachian State (12/3/23)
Best FT percentage	.870 (20-23) vs. Indiana (12/9/23)
Worst FT percentage	.474 (9-19) at Appalachian State (12/3/23)
Most points (1st half)	52 vs. Indiana (12/9/23)
Fewest points (1st half)	31 at Appalachian State (12/3/23)
Most points (2nd half)	52 vs. Indiana (12/9/23)
Fewest points (2nd half)	29 vs. St. Bonaventure (11/17/23)
Most points (OT)	
Fewest points (OT)	

STARTING LINEUPS

Record when starting lineup is:

Donaldson, Jones, Moore, J. Williams, Broome	1-1
Holloway, Jones, Moore, J. Williams, Broome	7-1
Holloway, Donaldson, Moore, J. Williams, Cardwell	1-0

Record when starts (Career):

Johni Broome	8-2 (70-33)
Chaney Johnson	(49-17)
Jaylin Williams	9-2 (41-29)
K.D. Johnson	(25-6)
Denver Jones	8-2 (25-19)
Chris Moore	9-2 (21-5)
Chad Baker-Mazara	(7-6)
Tre Donaldson	2-1 (2-1)
Aden Holloway	8-1 (8-1)
Dylan Cardwell	1-0 (2-0)

2023-24 BOX SCORES

GAME 1 | #20/17 BAYLOR 88, AUBURN 82

Auburn - 82														Southeastern La. - 71																
Record: 0-1														Record: 1-1																
NO.	Name	Min	FG	3P	FT	Rebounds	Fouls	TP	AS	TO	ST	Blocks	+/-	NO.	Name	Min	FG	3P	FT	Rebounds	Fouls	TP	AS	TO	ST	Blocks	+/-			
			M-A	M-A	M-A	OR DR TOT	PF FD					BS BA					M-A	M-A	M-A	OR DR TOT	PF FD				BS BA					
2	Jaylin Williams	26:31	2-6	0-1	0-0	2 4 6	1 1 4	1 2	0	1	2	0	1	-9	15	Brody Rowbury	35:17	2-5	0-0	5-8	1 4 5	1 7	9	1	0	2	0	-6		
4	Johni Broome	F 25:25	4-10	2-3	6-10	5 6 11	6 7 16	2 1	0	1	0	1	1	-9	22	Nick Caldwell	F 18:57	3-6	0-1	4-4	3 3 6	4 4	2	10	0	0	0	0	-6	
5	Chris Moore	F 23:04	2-4	0-0	0-0	0 2 2	4 2 4	1 0	0	0	1	0	0	-11	1	Avery Wilson	G 23:44	2-4	0-0	0-0	0 1 1	4 1 4	1	4	1	0	0	0	-6	
3	Tre Donaldson	G 13:56	2-3	0-1	2-2	0 3 3	4 1 6	1 4	0	0	0	0	0	3	2	Roscoe Eastmond	G 35:05	5-15	1-2	4-6	2 2 4	2 3	15	2	3	1	0	0	-15	
12	Denver Jones	G 23:50	4-10	3-5	2-2	0 1 1	2 2 13	2 2	1	1	0	1 4			3	Roger McFarlane	G 35:20	9-23	4-7	2-2	2 9 11	1 1	24	0	1	0	0	-17		
0	K.D. Johnson	16:10	3-5	0-1	0-0	0 0 0	4 0 6	0 1	1	1	0	0 0	-10	8	Carlos Paez	14:34	1-3	0-1	0-0	2 0 1	3 1 1	2	2	1	0	0	1	-6		
1	Aden Holloway	26:04	6-15	4-8	3-5	0 3 3	0 3 19	6 3	0	0	1	1	1	-9	20	Alec Woodard	22:01	3-5	0-1	0-0	2 1 3	5 2	6	0	0	1	1	0	-7	
10	Chad Baker-Mazara	12:17	2-4	0-0	3-3	2 0 2	4 3 7	0 1	1	2	0	0 0	3	14	Dylan Canoville	03:35	0-0	0-0	0-0	0 0 0	0 0	0	0	0	0	0	0	0	-7	
31	Chaney Johnson	13:45	1-3	0-0	0-0	1 2 3	2 0 2	2 1	0	0	0	0 0	1	11	Anthony Bitar	04:48	0-0	0-0	1-2	0 0 0	0 0 1	1	0	1	0	0	0	-4		
44	Dylan Cardwell	14:19	2-3	0-0	1-3	2 2 4	4 2 5	4 0	1	0	1	0	5	0	Kam Burton	06:39	0-2	0-2	0-0	0 0 0	0 0 1	0	0	1	0	0	0	0	-1	
24	Lior Berman	04:39	0-0	0-0	0-0	0 0 0	1 0 0	0 0	0	0	0	0 0	2																	
Team						2 1 3		0	1											2 2										
Totals			28-63	9-19	17-25	14 24 38	32 21	82	18	15	5	10	4	-2			25-63	5-14	16-22	10 23	33	20	19	71	6	9	5	1	7	-15

Auburn - 88														Southeastern La. - 71														
Record: 1-0														Record: 1-1														
11	Jalen Bridges	F 31:13	4-10	2-6	3-5	1 7 8	1 4 13	2 0	2	1	1	1	12	1	Jaylin Williams	F 21:28	2-7	2-5	3-4	2 1 3	1 3 9	2 1	1	2	0	0	9	
23	Jonathan Tchamwa Tchatchoua	F 06:33	0-0	0-0	0-0	1 0 1	1 0 0	0 0	0	0	0	0	-5	4	Johni Broome	F 24:09	7-12	1-1	3-3	2 9 11	4 2 18	2 2	1	2	0	6		
2	Jayden Nunn	G 28:58	1-8	0-1	5-6	2 4 6	3 5 7	3 0	3	1	3	1	5	5	Chris Moore	F 12:26	1-2	0-1	0-0	1 1 2	0 0 2	1	1	0	1	0	11	
4	JaKobe Walter	G 33:25	7-13	4-7	10-10	3 3 6	2 8 8	2 0	2	0	0	1	9	3	Tre Donaldson	G 17:54	1-4	0-0	0-0	0 3 3	2 1 3	4 1	0	0	0	-2		
10	Ray J Dennis	G 28:51	6-10	1-1	2-2	0 4 4	4 1 15	2 7	2	0	1	1	0	12	12	Denver Jones	G 22:19	2-5	1-3	3-4	0 2 2	1 2 8	4 4	2	0	0	13	
21	Yves Missi	17:41	3-5	0-0	4-6	0 0 0	4 8 10	1 0	1	2	1	0	17	0	Chad Baker-Mazara	23:29	3-6	1-3	5-6	0 6 6	3 4 12	1 0	1	0	0	5		
15	Josh Ojarwuna	20:23	3-9	2-4	2-3	1 1 2	2 10 1	0 1	0	1	0	1	-9	31	Chaney Johnson	18:32	2-11	0-0	0-0	7 4 11	2 4 1	3 1	1	0	0	6		
1	Mico Little	02:09	1-1	0-0	0-0	1 1 1	2 1 2	0 0	0	0	0	0	-6	0	K.D. Johnson	19:24	4-9	2-5	3-3	0 2 2	2 2 13	3 1	2	0	1	9		
12	Darntwan Grimes	02:32	0-2	0-0	0-0	1 0 1	0 0 0	0 0	0	0	0	0	-3	1	Aden Holloway	22:06	4-10	3-8	0-0	0 0 0	2 1 11	3 0	0	0	0	17		
33	Caleb Lohner	12:29	0-0	0-0	0-0	1 1 2	0 0 0	0 0	0	0	0	0	-5	44	Dylan Cardwell	05:11	3-3	0-0	0-0	2 2 4	3 2 6	0 0	0	0	1	0	9	
Team						1 1 2		0	1					24	Lior Berman	02:22	0-1	0-1	0-0	0 0 0	0 0 1	0	0	0	0	0	-8	
Totals			26-60	9-19	27-34	14 24 38	22 31	88	10	15	10	4	6				29-70	11-32	17-20	15 31 46	19 20	86	21	11	6	7	1	15

Auburn														Baylor													
Biggest lead														Biggest lead													
9 (1 st 0:22)														6 (1 st 12:21)													
Best Scoring Run														Best Scoring Run													
7 (1 st 6:16)														11 (2 nd 1:25)													
Lead Changes														Lead Changes													
5														6													
Times Tied														Times Tied													
25:20														11:08													

GAME 3 | AUBURN 83, NOTRE DAME 59

Auburn - 83														St. Bonaventure - 60																		
Record: 2-1														Record: 2-2																		
13	Tae Davis	F 17:58	5-8	0-3	3-3	4 2 6	4 4 13	1 2	0	0	0	0	-26	2	Asa Essamvovus	F 32:06	2-8	0-6	1-1	1 2 3	3 2 5	2 5	2 0	0 0	0	-15						
25	Matt Zona	F 22:02	0-1	0-1	1-2	1 3 4	2 2 2	1 2	0	0	1	0	-13	32	Chad Venning	F 17:44	7-8	0-0	0-0	2 2 2	5 2 2	14	0 5	0 1	0	-3						
1	Julian Roper II	G 25:16	1-5	0-3	0-0	0 2 2	3 0 2	0 0	2	2	0	0	-22	3	Mika Adams-Woods	G 27:31	4-10	1-3	2-2	0 2 2	1 1 1	1 1	0 1	0 1	0	-16						
3	Markus Burton	G 29:10	4-20	4-5	1 2 3	3 5 12	2 1 1	1	1	4	1	19	5	Daryl Janks III	G 32:31	1-9	0-4	2-2	0 5 5	0 5 4	3 3	0 0	1	0	-16							
11	Braeden Shrewsbury	G 29:52	4-11	2-7	0-0	0 3 3	1 1 10	1 1	1	3	0	0	-18	7	Charles Pride	G 31:14	1-7	0-6	2-2	1 3 4	1 3 4	1 1	2	0	0	-21						
0	Carey Booth	17:58	0-4	0-3	3-4	0 2 2	2 3 0	0 1	0	0	0	0	-11	20	Noel Brown	19:27	3-5	0-0	2-2	1 3 5	2 8 0	0 0	3 1	0	0	-10						
2	Logan Imes	22:47	0-2	0-2	0-0	0 2 2	1 0 0	1	1	1	1	0	-8	0	Barry Evans	19:29	2-6	0-1	1-2	5 2 7	1 1 5	1 0	1	0	0	-2						
20	J.R. Koniczny	29:33	7-11	0-3	4-5	6 5 11	1 4 18	0 1	1	0	0	0	-3	4	Moses Flowers	19:58	3-5	2-4	1-2	0 1 1	4 1 9	2 1	1	0	0	-6						
4	Alex Wade	03:01	0-0	0-0	0-0	0 0 0	0 0 0	0 0	0	0	0	0	0	Team					3 2 5													
5	Raheem Bralton	02:23	0-0	0-0	0-0	0 0 0	1 0 0	0 0	0	0	0	0	0	Totals					23-58	3-24	11-13	12 20	32	20	17	60	12	16	5	1	3	-17

Auburn														Notre Dame													
Biggest lead														Biggest lead													
26 (2 nd 1:52)														0 (1 st 20:00)													
Best Scoring Run														Best Scoring Run													
13 (2 nd 17:07)														7 (1 st 2:24)													
Lead Changes														Lead Changes													
1														0													
Times Tied														Times Tied													
39:33														00:00													

GAME 4 | AUBURN 77, ST. BONAVENTURE 60

Auburn														St. Bonaventure													
Record: 3-1														Record: 3-3													
2	Jaylin Williams	F 22:45	4-6	0-1	3-3	7 10 17	2 8 10	1 1	2	1	0	0	15	2	Jaylin Williams	F 22:45	4-6	0-1	3-3	7 10 17	2 8 10	1 1	2	1	0	0	15
4	Johni Broome	F 21:16	7-11	0-2	4-11	1 4 5	3 8 18	1 1	2	0	0	0	0	3	4	Johni Broome	F 21:16	7-11	0-2	4-11	1 4 5	3 8 18	1 1	2	0	0	0
5	Chris Moore	F 20:48	3-4	1-1	3-4	1 1 4	0 2 0	0 0	0	0	0	0	19	5	Chris Moore	F 20:48	3-4	1-1	3-4	1 1 4	0 2 0	0 0	0	0	0	0	19
1	Aden Holloway	G 23:50	5-15	1-2	2-2	0 1 1	1 15	5	2	0	0	21	1	Aden Holloway	G 23:50	5-15	1-2	2-2	0 1 1	1 15	5	2	0	0	0	21	
12	Denver Jones	G 17:53	1-5	0-2	0-0	0 2 2	2 2 1	1 1	0	0	0	14	12	Denver Jones	G 17:53	1-5	0-2	0-0	0 2 2	2 2 1	1 1	0	0	0	14		
0	K.D. Johnson	22:16	1-6	0-2	6-7	0 3 3	2 5 8	0 1	1	1	0	1	13	0	K.D. Johnson	22:16	1-6	0-2	6-7	0 3 3	2 5 8	0 1	1	1	0	1	13
10	Chad Baker-Mazara	18:44	2-3	0-1	2-3	0 2 2	0 3 6	1 1																			

2023-24 BOX SCORES

GAME 5 | AUBURN 84, ALABAMA A&M 54

NCAA logo, Official Basketball Box Score - Final, Alabama A&M at Auburn, Game Time: 7:00 PM, Game Duration: 2:04, Attendance: 9,121

Alabama A&M - 54, Record: 0-3. Box score table with columns for NO. Name, Min, FG, 3P, FT, Rebounds, Fouls, TP, AS, TO, ST, Blocks, +/-.

Auburn - 84, Record: 4-1. Box score table with columns for NO. Name, Min, FG, 3P, FT, Rebounds, Fouls, TP, AS, TO, ST, Blocks, +/-.

Summary statistics for Game 5, including Points from Turnovers, Best Scoring Run, Lead Changes, Times Tied, and Time with Lead.

GAME 6 | AUBURN 74, VIRGINIA TECH 57

NCAA logo, Official Basketball Box Score - Final, Virginia Tech at Auburn, Game Time: 8:15 PM, Game Duration: 2:18, Attendance: 9,121

Virginia Tech - 57, Record: 5-3. Box score table with columns for NO. Name, Min, FG, 3P, FT, Rebounds, Fouls, TP, AS, TO, ST, Blocks, +/-.

Auburn - 74, Record: 5-1. Box score table with columns for NO. Name, Min, FG, 3P, FT, Rebounds, Fouls, TP, AS, TO, ST, Blocks, +/-.

Summary statistics for Game 6, including Points from Turnovers, Best Scoring Run, Lead Changes, Times Tied, and Time with Lead.

GAME 7 | APPALACHIAN STATE 69, AUBURN 64

NCAA logo, Official Basketball Box Score - Final, Auburn at App State, Game Time: 1:00 PM, Game Duration: 2:12, Attendance: 7,037

Auburn - 64, Record: 5-2. Box score table with columns for NO. Name, Min, FG, 3P, FT, Rebounds, Fouls, TP, AS, TO, ST, Blocks, +/-.

App State - 69, Record: 6-2. Box score table with columns for NO. Name, Min, FG, 3P, FT, Rebounds, Fouls, TP, AS, TO, ST, Blocks, +/-.

Summary statistics for Game 7, including Points from Turnovers, Best Scoring Run, Lead Changes, Times Tied, and Time with Lead.

GAME 8 | AUBURN 104, INDIANA 76

NCAA logo, Official Basketball Box Score - Final, Auburn at Indiana, Game Time: 2:00 PM, Game Duration: 2:17, Attendance: 8,623

Auburn - 104, Record: 6-2. Box score table with columns for NO. Name, Min, FG, 3P, FT, Rebounds, Fouls, TP, AS, TO, ST, Blocks, +/-.

Indiana - 76, Record: 7-2. Box score table with columns for NO. Name, Min, FG, 3P, FT, Rebounds, Fouls, TP, AS, TO, ST, Blocks, +/-.

Summary statistics for Game 8, including Points from Turnovers, Best Scoring Run, Lead Changes, Times Tied, and Time with Lead.

2023-24 BOX SCORES

GAME 9 | AUBURN 87, UNC ASHEVILLE 62



Official Basketball Box Score - Final
UNC Asheville at Auburn
12/19/23 Von Braun Center, Hurlsville
2023-24 Men's Basketball

Game Time: 7:00 PM
Game Duration: 1:49
Attendance: 6,556

Officials: Ron Groover, Lee Cassell, Vlad Voyart-Talca

UNC Asheville - 62
Record: 5-6
Table with columns: NO., Name, Min, FG, 3P, FT, Rebounds, Fouls, TP, AS, TO, ST, Blocks, +/-

Shooting By Period
1st FG% 11-25 44.0%
3PT% 5-9 55.6%
FT% 0-4 0%

Technical Fouls: NONE

Auburn - 87
Record: 7-2
Table with columns: NO., Name, Min, FG, 3P, FT, Rebounds, Fouls, TP, AS, TO, ST, Blocks, +/-

Shooting By Period
1st FG% 15-35 42.9%
3PT% 2-11 18.2%
FT% 7-8 87.5%

Summary statistics for Game 9 including Biggest lead, Best Scoring Run, Lead Changes, Times Tied, Time with Lead, Points from Turnovers, Paint, Second Chance, Fast Breaks, Bench, and Period by Period Scoring.

GAME 10 | AUBURN 91, USC 75



Official Basketball Box Score - Final
Southern California at Auburn
12/17/23 Neville Arena, Auburn
2023-24 Men's Basketball

Game Time: 12:00 PM
Game Duration: 2:23
Attendance: 9,121

Officials: Don Daly, Terry Oglesby, KB Burdett Jr.

Southern California - 75
Record: 5-5
Table with columns: NO., Name, Min, FG, 3P, FT, Rebounds, Fouls, TP, AS, TO, ST, Blocks, +/-

Shooting By Period
1st FG% 10-28 35.7%
3PT% 4-12 33.3%
FT% 11-13 84.6%

Technical Fouls: NONE

Auburn - 91
Record: 8-2
Table with columns: NO., Name, Min, FG, 3P, FT, Rebounds, Fouls, TP, AS, TO, ST, Blocks, +/-

Shooting By Period
1st FG% 18-34 52.9%
3PT% 5-12 41.7%
FT% 8-11 72.7%

Summary statistics for Game 10 including Biggest lead, Best Scoring Run, Lead Changes, Times Tied, Time with Lead, Points from Turnovers, Paint, Second Chance, Fast Breaks, Bench, and Period by Period Scoring.

GAME 11 | AUBURN 82, ALABAMA STATE 62



Official Basketball Box Score - Final
Alabama St. at Auburn
12/22/23 Neville Arena, Auburn
2023-24 Men's Basketball

Game Time: 7:00 PM
Game Duration: 2:04
Attendance: 9,121

Officials: Chuck Jones, Tony Greene, Brian Dorsey

Alabama St. - 62
Record: 4-7
Table with columns: NO., Name, Min, FG, 3P, FT, Rebounds, Fouls, TP, AS, TO, ST, Blocks, +/-

Shooting By Period
1st FG% 10-30 33.3%
3PT% 3-13 23.1%
FT% 2-2 100%

Technical Fouls: NONE

Auburn - 82
Record: 9-2
Table with columns: NO., Name, Min, FG, 3P, FT, Rebounds, Fouls, TP, AS, TO, ST, Blocks, +/-

Shooting By Period
1st FG% 16-28 57.1%
3PT% 5-12 41.7%
FT% 9-12 75%

Summary statistics for Game 11 including Biggest lead, Best Scoring Run, Lead Changes, Times Tied, Time with Lead, Points from Turnovers, Paint, Second Chance, Fast Breaks, Bench, and Period by Period Scoring.