



# 2017-18 AUBURN MEN'S BASKETBALL

AUBURN ATHLETICS COMMUNICATIONS: 392 SOUTH DONAHUE DRIVE || AUBURN, AL 36830 || AUBURNTIGERS.COM || @AUBURNMBB

## SCHEDULE/RESULTS

Date	Opponent	Time/Result
<b>Nov. 10</b>	<b>Norfolk State (SECN+)</b>	<b>W, 102-74</b>
Nov. 16	! vs. Indiana State (ESPNU)	W, 83-64
Nov. 17	! vs. Temple (ESPN2)	L, 88-74
Nov. 19	! vs. Hofstra (ESPNU)	W, 89-78
<b>Nov. 24</b>	<b>Winthrop (SECN)</b>	<b>W, 119-85</b>
Nov. 29	at Dayton (CBS Sports)	W, 73-60
<b>Dec. 3</b>	<b>George Mason (SECN+)</b>	<b>W, 79-63</b>
<b>Dec. 6</b>	<b>Gardner-Webb (SECN+)</b>	<b>W, 80-55</b>
<b>Dec. 9</b>	<b>UAB (SECN)</b>	<b>W, 85-80</b>
Dec. 16	@ vs. Middle Tennessee (SECN)	W, 76-70
Dec. 19	at Murray State	W, 81-77
<b>Dec. 23</b>	<b>UConn (ESPN2)</b>	<b>W, 89-64</b>
<b>Dec. 30</b>	<b>Cornell (SECN)</b>	<b>W, 98-77</b>
Jan. 2	* at #23 Tennessee (ESPNU)	W, 94-84
<b>Jan. 6</b>	<b>* #22 Arkansas (ESPNU)</b>	<b>W, 88-77</b>
<b>Jan. 9</b>	<b>* Ole Miss (ESPNU)</b>	<b>8 pm</b>
Jan. 13	* at Mississippi State (SECN)	2:30 pm
Jan. 17	* at Alabama (SECN)	6 pm
<b>Jan. 20</b>	<b>* Georgia (SECN)</b>	<b>5 pm</b>
Jan. 24	* at Missouri (SECN)	8 pm
<b>Jan. 27</b>	<b>* LSU (SECN)</b>	<b>5 pm</b>
Jan. 30	* at Ole Miss (SECN)	8 pm
<b>Feb. 3</b>	<b>* Vanderbilt (SECN)</b>	<b>7:30 pm</b>
<b>Feb. 7</b>	<b>* Texas A&amp;M (ESPN2)</b>	<b>8 pm</b>
Feb. 10	* at Georgia (SECN)	2:30 pm
<b>Feb. 14</b>	<b>* Kentucky (ESPN2)</b>	<b>8 pm</b>
Feb. 17	* at South Carolina (SECN)	2:30 pm
<b>Feb. 21</b>	<b>* Alabama (SECN)</b>	<b>7:30 pm</b>
Feb. 24	* at Florida (SECN)	7:30 pm
Feb. 27	* at Arkansas (SECN)	8 pm
<b>Mar. 3</b>	<b>* South Carolina (SECN)</b>	<b>2:30 pm</b>
Mar. 7-11	% SEC Tournament (SECN/ESPN)	TBA

All times Central // Home games in Bold  
 \* - SEC game // ! - Charleston Classic (Charleston, S.C.)  
 @ - Birmingham, Ala. (Legacy Arena)  
 % - St. Louis, Mo. (Scottrade Center)

## GAME INFORMATION



**#22 AUBURN TIGERS**  
**14-1 (2-0 SEC)**



**OLE MISS REBELS**  
**9-6 (2-1 SEC)**

Date/Time ..... Jan. 9, 2018 / 8 p.m. CT  
 Site ..... Auburn, Ala.  
 Venue ..... Auburn Arena (9,121)  
 TV ..... ESPNU  
 PXP ..... Rich Hollenberg  
 Analyst ..... Debbie Antonelli  
 Radio ..... Auburn Sports Network | TuneIn  
 PXP ..... Rod Bramblett  
 PXP ..... Sonny Smith  
 Pre-Postgame Host ..... Brad Law  
 Series History ..... Auburn leads 73-60  
 In Auburn ..... Auburn leads 49-15  
 In Oxford ..... Ole Miss leads 41-23  
 Neutral Site ..... Ole Miss leads 4-1  
 Last Meeting ..... OM W, 90-84 (Feb. 11, 2017)  
 Streak ..... Ole Miss W10

## AUBURN HEAD COACH

**Bruce Pearl ..... Boston College (1982)**  
 Career Record ..... 520-200 (.722)  
 Years ..... 23rd  
 Record at Auburn ..... 58-55 (.513)  
 Years ..... 4th

## OLE MISS HEAD COACH

**Andy Kennedy ..... UAB (1991)**  
 Career Record ..... 264-159 (.624)  
 Years ..... 13th  
 Record at Ole Miss ..... 243-146 (.625)  
 Years ..... 12th

» The Tigers are ranked for the first time since Jan. 20, 2003 at No. 22, the highest they've been ranked since they were No. 19 on Feb. 28, 2000.

» Auburn has started the season 14-1 for the first time since the 1999-2000 season (16-1). The Tigers are on a 12-game winning streak for the first time since Dec. 1, 1999 - Jan. 19, 2000 (won 14 straight). Auburn has also amassed 12 wins before the new year for the third time in program history (1995-96, 1998-99). The 12-game win streak marks the second-longest active streak in the country (West Virginia, 14)

» During Auburn's 12-game winning streak, the Tigers have outshot opponents .464-.408. Auburn has also been active on defense, averaging 7.3 steals and 6.1 blocks in the last 12 games. The Tigers have had seven players average 8.0 points or more per game and have also led for 411:55 out of 480 min. (86%).

» Auburn is looking for its first 3-0 start in SEC play since 2002-03 when the Tigers won their first four league games. Auburn could also win three straight games in the SEC for the first time since it won five in a row from Feb. 25, 2009-March 13, 2009.

## PROBABLE AUBURN STARTERS

Pos.	No.	Name	Ht.	Wt.	Cl.	Hometown (Last School)	PPG	RPG	APG	Blocks	Steals	FT%
G	1	Jared Harper	5-10	170	So.	Mableton, Ga. (Pebblebrook HS)	12.7	2.4	5.5	0	16	.805
G	2	Bryce Brown	6-3	198	Jr.	Stone Mountain, Ga. (Tucker HS)	15.7	2.2	2.4	5	12	.805
G	5	Mustapha Heron	6-5	218	So.	Waterbury, Conn. (Sacred Heart HS)	15.9	5.6	0.9	0	18	.813
F	13	Desean Murray	6-3	225	Jr.	Stanley, N.C. (Presbyterian College)	10.9	7.3	1.7	10	14	.818
F	24	Anfernee McLemore	6-7	220	So.	Warwick, Ga. (Worth County HS)	8.1	6.1	0.8	48	11	.741
F	0	Horace Spencer	6-8	220	Jr.	Philadelphia, Pa. (Findlay Prep)	4.5	5.4	0.6	18	20	.727
F	4	Chuma Okeke	6-8	230	Fr.	Atlanta, Ga. (Westlake HS)	8.5	6.0	1.3	8	11	.741
G	10	Davion Mitchell	6-1	200	Fr.	Hinesville, Ga. (Liberty County HS)	5.1	1.5	2.3	0	5	.773
G/F	14	Malik Dunbar	6-6	230	Jr.	North Augusta, S.C. (Col. of Central Florida)	6.2	2.0	0.3	6	2	.688

## PROBABLE OLE MISS STARTERS

Pos.	No.	Name	Ht.	Wt.	Cl.	Hometown (Last School)	PPG	RPG	APG	Blocks	Steals	FT%
G	0	Devonate Shuler	6-2	192	Fr.	Irmo, S.C. (Oak Hill Academy)	9.0	2.5	1.2	1	25	.833
G	1	Deandre Burnett	6-2	192	Sr.	Miami Gardens, Fla. (Miami (Fla.))	14.4	2.1	4.7	0	6	.818
F	2	Marcans Hymon	6-7	220	Sr.	Memphis, Tenn. (Whitehaven HS)	5.5	6.1	1.0	19	8	.407
G	3	Terence Davis	6-4	201	Jr.	Southaven, Miss. (Southaven HS)	13.5	5.7	2.5	15	15	.688
G	5	Markel Crawford	6-4	210	Gr.	Memphis, Tenn. (Memphis)	10.5	3.7	2.1	6	17	.745
G	4	Breein Tyree	6-2	192	So.	Somerset, N.J. (St. Joseph HS)	9.5	2.3	2.8	4	12	.618
F	12	Bruce Stevens	6-8	252	Jr.	Louin, Miss. (Jones County JC)	8.8	4.8	1.1	12	6	.712
C	13	Dominik Olejniczak	7-0	255	So.	Torun, Poland (Drake)	3.8	2.4	0.6	10	7	.583
F	50	Justas Furmanavicius	6-7	210	Sr.	Kaunas, Lithuania (Three Rivers CC)	4.0	3.4	0.3	15	8	.769

#WarEagle



AuburnTigers.com



@AuburnMBB | @AuburnTigers



/AuburnMBB  
/AuburnTigers

**TEAM SCHEDULE AND MEDIA AVAILABILITY » WEEK OF Jan. 8-Jan. 14**

MONDAY Jan. 8	TUESDAY Jan. 9	WEDNESDAY Jan. 10	THURSDAY Jan. 11	FRIDAY Jan. 12	SATURDAY Jan. 13	SUNDAY Jan. 14
<b>PRACTICE</b> 2:30 pm	<b>GAME</b> 8 pm Ole Miss	<b>PRACTICE</b> 2:30 pm	<b>PRACTICE</b> 2:30 pm	<b>PRACTICE</b> 2:30 pm	<b>GAME</b> 2:30 pm Miss State	<b>OFF</b>
Teleconference - 11:03 am	Interviews postgame		Press conference 11 am		Interviews postgame	

**AUBURN ATHLETICS COMMUNICATIONS**

**AUBURNTIGERS.COM**

For updated game notes, statistics and all the latest information on Auburn basketball and gameday activities, go to AuburnTigers.com.

**INTERVIEW POLICY**

Coach Pearl, assistant coaches and selected athletes are available for phone and personal interviews by contacting Cody Voga in the communications office. Postgame interviews with Coach Pearl and requested players will be conducted in the media room of Auburn Arena following a brief cooling-off period. **Practices are open unless otherwise specified.**

**CREDENTIALS**

Anyone wishing to cover Auburn basketball games should contact Cody Voga in the communications office at least one day in advance in order to make the proper arrangements.

**GAME DAY SERVICES**

Notes for both teams and gameday programs will be provided prior to the game. Stats will be after the game. Wireless internet is available in the media room; ask Cody Voga for the password.

**VIDEO SERVICES**

FTP feeds of selected Auburn basketball highlights are available for the media. A number of studio and satellite services may be arranged for electronic media by calling Jeff Hanel in the Auburn video services office at 254-709-8116 or by emailing jeff.hanel@auburn.edu.

**PHOTO SERVICES**

For photos of Auburn basketball or anything pertaining to Auburn Athletics, contact Wade Rackley at 334-750-6907 or via email at wwr0004@auburn.edu

**COMMUNICATIONS STAFF**

Cody Voga	Interim basketball contact
cell:	334-750-9023
email:	voga@auburn.edu
Kirk Sampson	Associate AD
cell:	334-750-1385
email:	sampska@auburn.edu
TBA	SEC Network/TV contact
cell:	
email:	

**QUICK FACTS**

**UNIVERSITY INFORMATION**

City / Zip..... Auburn, Ala. / 36831  
 Founded ..... Oct. 1, 1856  
 Enrollment..... 25,469  
 Nickname ..... Tigers  
 Colors..... Navy Blue and Burnt Orange  
 Affiliation ..... NCAA Division I  
 Conference..... Southeastern Conference  
 Arena ..... Auburn Arena  
 Stadium Capacity ..... 9,121  
 President ..... Dr. Steven Leath  
 Athletic Director ..... Jay Jacobs

**PROGRAM INFORMATION**

First Year of Basketball ..... 1905-06  
 All-Time Record (Years)..... 1309-1173-1 (112th)  
 All-Time SEC Record (Years) .... 587-730 (85th)  
 SEC Champ./Tournament ..... 2 (1999)/1 (1985)  
 NCAA Tournament App. (Last)..... 8 (2003)  
 NCAA Tournament Record ..... 12-8  
 All-Americans ..... 13  
 All-SEC Selections ..... 88

**TEAM INFORMATION**

2016-17 Record..... 18-14  
 SEC Record (Finish) ..... 7-11 (11th)  
 Home / Away / Neutral ..... 10-5 / 6-6 / 2-3  
 Letterwinners Returning/Lost ..... 9/3  
 Starters Returning/Lost ..... 5/0  
 Newcomers ..... 4

**STAFF INFORMATION**

Head Coach..... Bruce Pearl  
 Alma Mater..... Boston College (1982)  
 Career Record..... 520-200 (23rd season)  
 Record at Auburn..... 58-55 (4th season)  
 Assistant Coach..... Harris Adler  
 Alma Mater Phil. Col. of Pharm. & Sci. (1998)  
 Assistant Coach..... Steven Pearl  
 Alma Mater..... Tennessee (2010)  
 Interim Assistant Coach ..... Chad Prewett  
 Alma Mater..... Troy State (1994)  
 Special Assistant..... Jordan VerHulst  
 Alma Mater..... Grand Valley State (2008)  
 Athletic Trainer..... Clark Pearson  
 Alma Mater..... Kentucky (1995)  
 Strength & Conditioning Coach ... Damon Davis  
 Alma Mater..... Western Illinois (2003)  
 Video Coordinator..... Frankie Sullivan  
 Alma Mater..... Auburn (2011)

**GAMEDAY EXPERIENCE: AUBURN ARENA**

» Built at a cost of \$86 million, Auburn Arena seats 9,121 fans for basketball games. Auburn Arena replaced the old Beard-Eaves Memorial Coliseum as home of Tiger basketball for the 2010-11 season. The furthest seat in Auburn Arena is just 43 feet away from the court. A full two-thirds of the seats in the facility are less than 27 feet in elevation from courtside. The Arena features a team store, six concession stands, three elevators, 94 HD televisions plus family restrooms and customer service kiosks on all seating levels. For special events, 12,000 square feet of banquet space, including tailgate and super suites, is available. For the teams, Auburn Arena offers an office suite for the coaches, locker rooms and a 13,970-square foot practice facility and weight room.



**ROSTER**

BY NUMBER							BY NAME		
No.	Name	Pos.	Ht.	Wt.	Yr.	Hometown (Previous School)	No.	Name	Pos.
0	Horace Spencer	F	6-8	225	Jr.	Philadelphia, Pa. (Findlay Prep)	41	Cole Blackstock	F
1	Jared Harper	G	5-10	170	So.	Mableton, Ga. (Pebblebrook)	2	Bryce Brown	G
2	Bryce Brown	G	6-3	198	Jr.	Stone Mountain, Ga. (Tucker)	54	Thomas Collier	F
3	Danjel Purifoy	F	6-7	230	So.	Centreville, Ala. (Hargrave Military Academy)	20	Samir Doughty	G
4	Chuma Okeke	F	6-8	230	Fr.	Atlanta, Ga. (Westlake)	14	Malik Dunbar	G/F
5	Mustapha Heron	G	6-5	218	So.	Waterbury, Conn. (Sacred Heart)	25	Brett Easterling	G
10	Davion Mitchell	G	6-1	200	Fr.	Hinesville, Ga. (Liberty County)	1	Jared Harper	G
12	Devontae Williams	G	6-4	215	So.	Opp, Ala. (Opp)	5	Mustapha Heron	G
13	Desean Murray	F	6-3	225	Jr.	Stanley, N.C. (Presbyterian College)	21	Patrick Keim	G
14	Malik Dunbar	G/F	6-6	230	Jr.	North Augusta, S.C. (College of Central Florida)	22	Will Macoy	G
20	Samir Doughty*	G	6-4	187	So.	Philadelphia, Pa. (VCU)	24	Anfernee McLemore	F
21	Patrick Keim	G	6-0	186	Sr.	Birmingham, Ala. (Mountain Brook)	10	Davion Mitchell	G
22	Will Macoy	G	6-4	190	So.	Birmingham, Ala. (Vestavia Hills)	13	Desean Murray	F
24	Anfernee McLemore	F	6-7	220	So.	Warwick, Ga. (Worth County)	4	Chuma Okeke	F
25	Brett Easterling	G	6-1	165	Fr.	Tallahassee, Fla. (Lawton Chiles)	3	Danjel Purifoy	F
41	Cole Blackstock	F	6-9	260	Jr.	Killen, Ala. (Brooks)	0	Horace Spencer	F
50	Austin Wiley	C	6-11	260	So.	Hoover, Ala. (Calusa Prep)	50	Austin Wiley	C
54	Thomas Collier	F	6-9	215	So.	Birmingham, Ala. (Briarwood Christian)	12	Devontae Williams	G

\* - will redshirt 2017-18 season after transferring with 2 years of eligibility remaining

- Head Coach:** Bruce Pearl (Boston College '82)
- Assistant Coach:** Harris Adler (Philadelphia College of Pharmacy & Science '98)
- Assistant Coach:** Steven Pearl (Tennessee '10)
- Interim Assistant Coach:** Chad Prewett (Troy State '94)
- Special Assistant to the Head Coach:** Jordan VerHulst (Grand Valley State '08)
- Athletic Trainer:** Clark Pearson (Kentucky '95)
- Strength & Conditioning Coach:** Damon Davis (Western Illinois '03)
- Video Coordinator:** Frankie Sullivan (Auburn '11)

**BY CLASS**

**Freshmen (3)**

Brett Easterling, Davion Mitchell, Chuma Okeke

**Sophomores (9)**

Thomas Collier, Samir Doughty, Jared Harper, Mustapha Heron, Will Macoy, Anfernee McLemore, Danjel Purifoy, Austin Wiley, Devontae Williams

**Juniors (5)**

Cole Blackstock, Bryce Brown, Malik Dunbar, Desean Murray, Horace Spencer

**Seniors (1)**

Patrick Keim

**PRONUNCIATION GUIDE**

- SAMIR DOUGHTY** .....SAH-meer DOW-tee
- MALIK** Dunbar ..... Muh-LEEK
- MUSTAPHA HERON** ..... Muh-STAH-fuh HAIR-un
- Patrick **KEIM** .....KIME
- ANFERNEE** McLemore .....ANN-fur-knee
- DAVION** Mitchell .....DAY-vee-on
- DESEAN** Murray .....Duh-SHAWN
- DANJEL PURIFOY** .....DAN-jel PURE-a-foy
- HORACE** Spencer ..... HOR-us

**BRUCE PEARL » HEAD COACH**

- Has advanced to postseason play in 18 of 22 years as a head coach
- Set single-season wins records at three different schools (29 at Southern Indiana in 1995; 26 at Wisconsin-Milwaukee in 2005; 31 at Tennessee in 2008)
- Bruce Pearl's teams have led their conference in scoring 16 of the 22 years that he has been a head coach. His squads were the SEC's scoring champion in four of his six seasons at Tennessee, averaging 77.4 ppg while allowing 70.5 ppg
- One of just seven active head coaches who has led his teams to at least 10 NCAA Sweet 16 appearances (10 total)
- Bruce Pearl is ranked second in the SEC among current head coaches in career winning percentage (.718), fifth in winning percentage as a SEC head coach (.622), fifth in average wins per year as a SEC head coach (21.0) and fifth in SEC games only win pct. (.540, 81-70)
- Bruce Pearl's 506-199 (.718) overall record is the second-best winning percentage out of the 14 current SEC head coaches
- Bruce Pearl's 189-115 (.622) record as a SEC head coach is the third-best winning percentage out of the current SEC head coaches
- Under Bruce Pearl, Auburn has had 12-of-12 graduating players in Malcolm Canada, Chris Denson, Asaiah Dixon-Tatum, KT Harrell, Allen Payne, Cinmeon Bowers, Jordon Granger, Josh Dollard, Dylan Spencer, C.J. Holmes, Jonathan Walker and Tahj Sham-sid-Deen
- Auburn had a perfect 1000 APR in Bruce Pearl's first season in 2014-15
- Auburn reached its first tournament final since winning the 2002 San Juan Shootout in this season's Cancun Challenge
- In 2015-16, for the first time in 48 years since 1967-68, Auburn defeated Kentucky, Alabama, Tennessee, Georgia and Arkansas in the same season
- Auburn defeated Kentucky and Alabama in back-to-back games for the first time since 1967 in 2016 and for only the third time in its 110 seasons of basketball
- Auburn has sold out of season tickets for the third straight time in 2016-17, all under Pearl, to continue the school record streak. Prior to Pearl, the only other time the Tigers sold out of season tickets came in the 1999-2000 season
- Auburn averaged 8,216 in its 15 home games in 2015-16, which is 90 percent capacity at Auburn Arena. Auburn ranked second in the SEC in percent capacity behind Kentucky for the second straight season
- In 22 full years as a head coach, Bruce Pearl's teams have finished either first or second in conference play 15 times
- In the 2015 SEC Tournament, Auburn won three games in three days for the first time in 30 years and reached the semifinals for the first time since 2009. The Tigers defeated Mississippi State and two postseason teams Texas A&M (NIT) and LSU (NCAA) before falling to undefeated Kentucky
- At the Division I level, Pearl's teams have topped the 100-point mark 16 times, including a high of 124 in 2009 as well as 121 in the 2007 NCAA Tournament. In his second year as a coach at Southern Indiana the team averaged 101.7 ppg
- Has coached a league's leading scorer 3 times: KT Harrell, Auburn, 18.5 ppg – 2015; Dylan Page, UWM, 20.9 ppg – 2004; Chris Lofton, UT, 20.8 ppg - 2007



**COACH PEARL**

Hometown..... Boston, Mass.  
 Alma Mater ..... Boston College (1982)  
 Family..... wife, Brandy; daughters, Jacqui and Leah;  
 ..... sons, Steven and Michael

**COACHING CAPSULE**

Career Record ..... 520-200 (.722) / 23rd season  
 SEC Record ..... 83-69 (.546)  
 NCAA Tournaments ..... 17  
 Sweet Sixteens ..... 10  
 Elite Eights..... 1  
 National Coach of the Year..... 1 (2006)  
 SEC Coach of the Year ..... 1 (2008)  
 AP SEC Coach of the Year..... 2 (2006, 2008)

**COACHING RECORD**

1992-93	Southern Indiana	22-7
1993-94	Southern Indiana	28-4
1994-95	Southern Indiana	29-4
1995-96	Southern Indiana	25-4
1996-97	Southern Indiana	23-5
1997-98	Southern Indiana	27-6
1998-99	Southern Indiana	26-6
1999-00	Southern Indiana	25-6
2000-01	Southern Indiana	26-4
2001-02	Milwaukee	16-13
2002-03	Milwaukee	24-8
2003-04	Milwaukee	20-11
2004-05	Milwaukee	26-6
2005-06	Tennessee	22-8
2006-07	Tennessee	24-11
2007-08	Tennessee	31-5
2008-09	Tennessee	21-13
2009-10	Tennessee	28-9
2010-11	Tennessee	19-15
2014-15	Auburn	15-20
2015-16	Auburn	11-20
2016-17	Auburn	18-14
2017-18	Auburn	14-1



**FASTEST ACTIVE COACHES TO 400 WINS**

Coach	Current School	Games	Year	Rec.
Roy Williams	North Carolina	496	15th	400-96
<b>Bruce Pearl</b>	<b>Auburn</b>	<b>509</b>	<b>17th</b>	<b>400-109</b>

**RECORD AGAINST SEC OPPONENTS  
TOTAL: 93-80 (.538)**

Alabama.....	8-6	Ole Miss.....	5-7
Arkansas .....	7-5	Mississippi State.....	7-4
Auburn .....	5-2	Missouri.....	3-4
Florida.....	8-8	South Carolina .....	13-4
Georgia.....	12-7	Tennessee.....	2-4
Kentucky.....	5-12	Texas A&M.....	1-4
LSU.....	9-5	Vanderbilt.....	8-8

**POSTSEASON FINISHES AS HEAD COACH**

1992-93	Southern Indiana	NCAA Region 3rd Place
1993-94	Southern Indiana	NCAA Runner-Up
1994-95	Southern Indiana	NCAA Champions
1995-96	Southern Indiana	NCAA Sweet 16
1996-97	Southern Indiana	NCAA First Round
1997-98	Southern Indiana	NCAA Sweet 16
1998-99	Southern Indiana	NCAA Sweet 16
1999-00	Southern Indiana	NCAA Sweet 16
2000-01	Southern Indiana	NCAA First Round
2001-02	Milwaukee	-
2002-03	Milwaukee	NCAA First Round
2003-04	Milwaukee	NIT First Round
2004-05	Milwaukee	NCAA Sweet 16
2005-06	Tennessee	NCAA Second Round
2006-07	Tennessee	NCAA Sweet 16
2007-08	Tennessee	NCAA Sweet 16
2008-09	Tennessee	NCAA First Round
2009-10	Tennessee	NCAA Elite 8
2010-11	Tennessee	NCAA Second Round
2014-15	Auburn	-
2015-16	Auburn	-
2016-17	Auburn	-

• Bruce Pearl has raised \$1 million in only four golf tournaments at Auburn. Pearl and his wife, Brandy, have remarkably raised \$770,000 in the last three years benefitting Children's Harbor in Birmingham through the Bruce Pearl For the Children Golf Classic. The mission of Children's Harbor is to help children with serious illness and their families. Over \$200,000 was raised in the Bruce, Barkley & Basketball Golf Classic Oct. 23-24, 2016, benefitting the Auburn Basketball program.

• Pearl started AUTLIVE at Auburn in 2015-16 to benefit cancer patients in the fight to beat cancer. AUTLIVE raises the awareness of cancer prevention and detection while t-shirt sales and donations raise money to benefit cancer patients. He initiated the OUTLIVE program in 2009 at Tennessee in recognition of former Vol Chris Lofton, who beat testicular cancer through early diagnosis and treatment and went on to play the entire 2007-08 season while recovering from his battle with the disease.

• Pearl donated \$250,000 to the Auburn University comprehensive campaign in September 2016, helping push it over the ambitious \$1 billion goal ahead of schedule.

• The Bruce Pearl Family Foundation in conjunction with L5 Foundation, an organization dedicated to addressing the essential and basic needs of cancer patients, donated \$20,000 to five charities in a ceremony in Knoxville in August 2015. Pearl accepted a \$10,000 donation to an endowed scholarship in his name to Camp Koinonia, an outdoor education program for children with disabilities.

• The Pearl family announced on Feb. 27, 2007, a \$100,000 donation to endow a scholarship in the name of former Tennessee player Dane Bradshaw. The Dane Bradshaw Athletic Scholarship Endowment is awarded to the male or female student-athlete at UT who best epitomizes the characteristics of the 2006-07 senior captain.

**WIN % AS NCAA HEAD COACH**

Coach	Win %	Record
John Calipari	.774	664-194
<b>Bruce Pearl</b>	<b>.722</b>	<b>520-200</b>
Michael White	.702	160-68
Will Wade	.673	101-49
Bryce Drew	.668	149-74
Mike Anderson	.658	339-176
Ben Howland	.648	444-241
Rick Barnes	.646	645-353
Mark Fox	.630	279-164
Frank Martin	.626	223-133
Andy Kennedy	.624	264-159
Cuonzo Martin	.612	197-125
Avery Johnson	.561	46-36
Billy Kennedy	.557	337-268

**WIN % AS SEC HEAD COACH**

Coach	Win %	Record
John Calipari	.823	261-56
Will Wade	.714	10-4
Michael White	.678	59-28
Mike Anderson	.641	139-78
<b>Bruce Pearl</b>	<b>.636</b>	<b>203-116</b>
Andy Kennedy	.625	243-146
Cuonzo Martin	.622	74-45
Billy Kennedy	.586	126-89
Frank Martin	.573	106-79
Mark Fox	.563	156-121
Avery Johnson	.561	46-36
Ben Howland	.551	43-35
Rick Barnes	.513	41-39
Bryce Drew	.500	25-25

*as of games completed Jan. 8, 2017*

**WHAT THEY ARE SAYING**

"I am 100 percent on the BP (Bruce Pearl) bandwagon, and I am going to do anything I can to help this program be successful again. For the first time in a long time, I am excited. It has been a long time since I have been excited, but the thing I have been excited the most about is the guy leading the program." - **Charles Barkley**

"I think of all the coaches who I have covered in college basketball, everybody has their thing that makes them special. All of the successful ones are great on the floor in some shape or form, but then they have one quality that separates them. No one is better at energizing a program, no one is better at igniting a fan base than Bruce, and the Tennessee example is a perfect one. It was a half empty building that they may be even papering to get to half, and then Bruce comes there, and you can't get a ticket. He just has that energy, that charisma, he's a fabulous basketball coach, but that charisma is what makes his programs extraordinary." - **Mike DeCourcy**

"Bruce Pearl is one of the best coaches in the country, and I think he is doing a terrific job building up the Auburn program, and I think that trajectory is going to continue in that direction. I think he is doing a great job." - **Jay Bilas**

**THE LAST TIME AUBURN WAS RANKED**

- » Last time Auburn was ranked (Jan. 20, 2003)
- » Bruce Pearl was in his second season at Milwaukee
- » Eminem's "Lose Yourself" was No. 1 on the Billboard Top 100
- » Kangaroo Jack was the No. 1 film at the box office in the United States
- » It was three years, two months, one day before the first tweet was sent (March 21, 2006)
- » Cam Newton was 13 years old
- » Chuma Okeke was 4 years old
- » It was six days before Jon Gruden led the Tampa Bay Buccaneers to a 48-21 victory over the Oakland Raiders in Super Bowl XXXVII

**INSIDE THE SERIES: OLE MISS**

- » Auburn will meet for the 134th time on the court Tuesday night. The Tigers hold a 73-60 advantage in the all-time series.
- » Auburn touts a 49-15 record at home, but Ole Miss is 4-2 at Auburn Arena. The Rebels have won the last 10, dating back to the 2012 season.

**DROUGHT BUSTERS**

- » The Tigers are attempting to end their third long losing streak to open SEC play. Here are the streaks Auburn entered the season with and the 2018 result.

Opponent	Losing Streak	Result
Tennessee	Lost 11 of 12	W, 94-84
Arkansas	Lost 9 of 10	W, 88-77
Ole Miss	Lost last 10	?

**IT COULD HAPPEN**

- » If Auburn defeats Ole Miss, it would improve to 3-0 in SEC play 2002-03 when it won its first four games of league action.
- » Following a 10-point win at Tennessee and an 11-point triumph against Arkansas, Auburn has won consecutive SEC games by double digits since 2009 (13 points vs. Ole Miss, 15 points at Mississippi State). That also marked the first time in program history with two wins over ranked opponents by double digits in a season.
- » The last time Auburn won three straight SEC games by double digits was also in 2009 (13 points vs. Arkansas, 15 points vs. Mississippi State, 12 points at Georgia).

**YOUNG ROSTER**

- » Auburn is tied with Kentucky with the most underclassmen in the nation with 12 on the roster and only one senior. The Tigers are one of just seven teams in the country to have 10 or more underclassmen on their roster.

**BOARD UP**

- » Auburn has outrebounded 13 of its 15 opponents so far this season (Murray State, Arkansas).

**Through 15 Games**

	'16-17	'17-18
Rebounds Per Game	37.7	41.5
Off. Rebounds Per Game	12.7	13.4
Def. Rebounds Per Game	25.0	28.1
Rebounding Margin	+5.1	+8.0

- » Auburn was 10-5 through 15 games last year. The Tigers are currently 14-1 in their opening 15 tilts.

**CLUTCH FACTOR**

- » Listed below are the free throws made and attempted by the Tigers in the final four minutes of games, including overtime.

	2017-18	Career
#0 Horace Spencer	2-2	9-14
#1 Jared Harper	35-40	75-93
#2 Bryce Brown	5-6	18-24
#3 Danjel Purifoy	0-0	15-16
#4 Chuma Okeke	1-2	1-2
#5 Mustapha Heron	13-18	39-52
#10 Davion Mitchell	0-0	0-0
#13 Desean Murray	4-4	42-59
#14 Malik Dunbar	1-2	1-2
#21 Patrick Keim	1-4	2-6
#24 Anfernee McLemore	0-0	6-11
#41 Cole Blackstock	2-2	5-5
#50 Austin Wiley	0-0	1-9

**STARTING FAST FROM THE OPENING TIP**

- » Below are the biggest opening runs by the Tigers.

**A CLOSER LOOK AT THE MATCHUP**



Scoring Offense	87.3	79.2
Scoring Defense	73.1	74.5
Scoring Margin	+14.3	+4.7
FG Pct.	.459	.445
FG Pct. Defense	.403	.417
3-pt. FG Pct.	.377	.337
3-pt. FG Pct. Defense	.351	.363
FT Pct.	.778	.710
Rebounds Per Game	41.5	37.7
Opp. Rebounds Per Game	33.5	38.6
Rebound Margin	+8.0	-0.9
Assists Per Game	15.7	16.3
Turnovers Per Game	13.0	11.5
Opp. Turnovers Per Game	15.2	13.5
Turnover Margin	+2.2	+2.0
Assist/Turnover Ratio	1.2	1.4
Steals Per Game	7.3	7.0
Blocks Per Game	6.4	5.5

**AWARD CASE**

**Malik Dunbar**

Top-10 JUCO Transfers (Jon Rothstein)

**Mustapha Heron**

Jerry West Award Watch List  
Preseason Second Team All-SEC (Coaches)  
Charleston Classic All-Tournament Team  
SEC Player of the Week (Jan. 8)

**Desean Murray**

20 Under-the-Radar Transfers (Jon Rothstein)

**Chuma Okeke**

20 Under-the-Radar Freshmen (Jon Rothstein)  
SEC Freshman of the Week (Dec. 4)

**Austin Wiley**

Kareem Abdul-Jabbar Watch List

**PLAYER TO WATCH: DESEAN MURRAY**

- » One of the top rebounders in the conference, junior Desean Murray has made his presence known in his first season at Auburn. His 7.3 rebounds per game lead the Tigers and ranks fifth in the SEC. Murray has also gotten it done on the scoreboard, amassing 10 games with 10 or more points, including six at Auburn Arena. The forward boasts 11 points and seven rebounds per game in conference contests this season.



**DOUBLE-DOUBLE LIST**

**Anfernee McLemore (2)**

12 pts, 13 reb at Dayton (Nov. 29)  
17 pts, 11 reb vs. Gardner-Webb (Dec. 6)

**Desean Murray (2)**

14 pts, 12 reb vs. Indiana State (Nov. 16)  
10 pts, 11 reb vs. Temple (Nov. 17)

**Mustapha Heron (1)**

31 pts, 10 reb vs. Winthrop (Nov. 24)

**Chuma Okeke (1)**

10 pts, 10 reb vs. Cornell (Dec. 30)

Opponent	Run	Time	Final
vs. Norfolk State	19-8	6:16	W, 102-74
vs. Indiana State	13-4	4:39	W, 83-64
vs. Winthrop	16-6	7:12	W, 119-85
at Dayton	11-2	3:28	W, 73-60
vs. George Mason	25-3	8:52	W, 79-63
vs. Gardner-Webb	21-4	5:46	W, 80-55
vs. UAB	18-4	5:05	W, 85-80
vs. Middle Tenn.	22-9	9:07	W, 76-70
vs. UConn	26-9	8:48	W, 89-64
vs. Arkansas	19-8	5:57	W, 88-77

**HAPPY HELPER**

» Sophomore Jared Harper has a team-high 83 assists in 15 games and has produced eight games of at least seven assists this campaign - the most in the SEC. Harper had a total of 95 dimes last year.

**Most Games with 7+ Assists (SEC)**

Player (School)	Games w/ 7+	Total Assists
Jared Harper (Auburn)	8	83
Chris Chiozza (Florida)	6	87
Deandre Burnett (Ole Miss)	4	70
Daryl Macon (Arkansas)	4	57

» In the win vs. Gardner-Webb, Harper dropped a career-best 10 dimes, marking the first time a Tiger has done that since Kareem Canty in 2015 vs. Northwestern State.

» Through 15 games in the season, the Tigers have scored 217 points off assists from Harper with 153 coming from downtown (51 assists) and 64 inside the arc (32 assists).

» Harper has 25 assists compared to just four turnovers in the last four games. He's also scored in double figures seven straight games - the longest active streak on the team.

**MUSTAPHA NO. 5**

» Sophomore Mustapha Heron was named the SEC Player of the Week, announced by the league office Jan. 8.

» He averaged 16.5 points and 5.5 rebounds per game during a 2-0 week that featured wins at No. 23 Tennessee and against No. 22 Arkansas.

**PRE-GAME QUOTES**

**Head coach Bruce Pearl**

*On Ole Miss..*

"We've played well against Ole Miss. We've just not been able to finish. They've come back from 20-point deficits twice already this year. They came back last year. We had them down 20 in the second half, and they came back and won that game. They're a very, very dangerous team. Great in transition. They're just never out of it."

*On being underappreciated...*

"No, I don't think we're underappreciated. When you finish 11th in the conference last year like we did and were picked down in the lower half where we were, that's kind of where we belong until you prove otherwise. That's what our team is obviously trying to do - bring some credibility back to Auburn basketball."

*On the progress of building process...*

"I think the fact that for the first time since I've been at Auburn, we have seven players that returned.

This team doesn't have any seniors, but we have seven guys that returned - five of them are eligible. The chemistry and learning from the things that ailed us last year, that has a lot of carry-over. And then the four newcomers we brought all came in 'What do you need? What can we do to help?' Not coming in as newcomers and saying 'Here I am. OK, get me the ball.'"

**SEC STANDINGS (AS OF 1/8)**

	SEC	Overall	Last 5
Florida	3-0	11-4	5-0
Auburn	2-0	14-1	5-0
Kentucky	2-1	12-3	3-2
Georgia	2-1	11-3	4-1
Ole Miss	2-1	9-6	4-1
Mississippi State	1-1	13-2	4-1
Missouri	1-1	11-4	3-2
LSU	1-1	10-4	4-1
Arkansas	1-2	11-4	3-2
Tennessee	1-2	10-4	3-2
South Carolina	1-2	10-5	2-3
Alabama	1-2	9-6	2-3
Vanderbilt	1-2	6-9	3-2
Texas A&M	0-3	11-4	2-3

**THIS WEEK IN THE SEC**

Tuesday, Jan. 9

South Carolina at Alabama	6 p.m.
Texas A&M at Kentucky	6 p.m.
Tennessee at Vanderbilt	8 p.m.
Ole Miss at Auburn	8 p.m.

Wednesday, Jan. 10

Mississippi State at Florida	6 p.m.
Georgia at Missouri	8 p.m.
LSU at Arkansas	8 p.m.

Saturday, Jan. 13

Florida at Ole Miss	12 p.m.
South Carolina at Georgia	12 p.m.
Auburn at Mississippi State	2:30 p.m.
Kentucky at Vanderbilt	3 p.m.
Texas A&M at Tennessee	5 p.m.
Missouri at Arkansas	5 p.m.
Alabama at LSU	7:30 p.m.

**ACADEMIC SUCCESS: SUMMER MVP**

» Freshman Davion Mitchell was named the "Summer MVP" of the summer enhancement program, put on annually at the Student-Athlete Development Center. The program helps bridge the gap from high school to college. He was active in the intense training that was all self-induced. Mitchell was named the MVP due to his commitment, diligence and attention to detail.



» Heron scored in double figures in his first 25 collegiate games last season, breaking the record for the most for a freshman to begin a season previously held by All-American Wesley Person, who did it in his first 14 games in 1990-91. Heron has reached double figures in 41 of 44 games in his career (vs. Florida, 2017; vs. Temple, 2017; vs. Gardner-Webb, 2017).

» In addition, Heron has reached the 20-point plateau nine times in his young career. The Waterbury, Conn. native scored 20-plus points six times during his freshman campaign and has already accomplished the feat three times during the 2017-18 season (22 vs. Hofstra, 31 vs. Winthrop, 21 at Dayton).

**ON THIS DATE**

» On Jan. 9, 1999, the 14th-ranked Auburn Tigers stormed into Baton Rouge on the heels of a 14-game winning streak and defeated LSU, 73-70. Auburn went on to win 17 in a row in what currently stands as the second-longest winning streak in program history.

» In that game, the Tigers trailed 39-23 at halftime, but outscored LSU 50-31 in the second half en route to a win. Chris Porter scored 26 points and pulled down 14 rebounds to lead Auburn.

» The Tigers hold a 12-17 record all-time on Jan. 6, including two wins against Ole Miss in 1961 and 1991.

**BIG SPLASH FROM DOWNTOWN**

» Junior Bryce Brown, who set an Auburn freshman record with 78 made 3-pointers in 2015-16, has netted 181 career trifectas, which puts him inside Auburn's top 10 all-time. For his career, he is 181 of 479 (.378) from long range.

» Brown has drained multiple 3-point shots 49 times through his junior season. The marksman has also tallied five or more buckets from downtown 10 times, including a career-best nine at Arkansas (2016). Brown has five-plus three's in three games this season (vs. Winthrop, vs. UAB, at Tennessee).

**All-Time 3-Pointers Made**

1. Wesley Person	1990-94	262
2. Lance Weems	1992-96	240
3. Ronnie Battle	1989-93	236
4. Frankie Sullivan	2008-13	228
5. Scott Pohlman	1997-2001	206
6. Tay Waller	2008-10	187
7. Daymeon Fishback	1996-2000	185
8. DeWayne Reed	2006-10	184
<b>9. Bryce Brown</b>	<b>2015-P</b>	<b>181</b>
10. KT Harrell	2013-15	164

» Brown surpassed his 2016-17 season total of 210 points (28 games), in just 14 games this season. He currently has 236 points on the season. His 47 3s are just nine from matching his total from last season (56).

**RETURN TO SENDER**

» The Tigers have two of the top shot blockers in program history on the roster for the 2017-18 season. Junior Horace Spencer and sophomore Anfernee McLemore are already among the top defenders in the Auburn record books.

**All-Time Blocks Leaders**

1. Kyle Davis	2000-04	360
2. Mamadou N'diaye	1996-2000	241
3. Korvotney Barber	2005-09	155
4. Charles Barkley	1981-84	145
5. Chris Morris	1984-88	141
6. Pat Burke	1993-97	133
<b>7. Horace Spencer</b>	<b>2015-P</b>	<b>111</b>
8. Asaunh Dixon-Tatum	2012-14	108
9. Kenny Gabriel	2009-12	105
10. Korvotney Barber	2005-07	98
-- <b>Anfernee McLemore</b>	<b>2016-P</b>	<b>85</b>

» McLemore leads the SEC and is 11th in the nation with 48 blocks just this season, a total that is more than 121 Division I teams so far in the 2017-18 campaign.

**ONE-LOSS TEAMS**

» With every team having been defeated already this year, the Tigers are one of just 13 teams remaining in the entire college landscape to suffer just one loss on the season. Auburn is the only team in the SEC to lose just once so far.

Team	Record	Next Game
Auburn	14-1	vs. Ole Miss (1/9)
Clemson	14-1	at NC State (1/11)
Texas Tech	14-1	at Oklahoma (1/9)
Villanova	14-1	vs. Xavier (1/10)
Virginia	14-1	vs. Syracuse (1/9)
West Virginia	14-1	vs. Baylor (1/9)

**DOWN, BUT NOT OUT**

» Auburn's win at Tennessee is the first time the Tigers have overcome a deficit of at least 14 points to win since defeating Xavier 89-88 in 2OT in Auburn on Dec. 20, 2014, after also trailing by 14. It is the largest deficit the Tigers have overcome in an SEC game since overcoming a 15-point deficit at LSU in the 2010-11 regular-season finale on March 5, 2011.

**ONE-TWO PUNCH**

» The Tigers, ranked second in the SEC in scoring at 87.3 points per game, possess two of the top scorers in the league.

**TOTAL +/- FOR SEASON**

	Last Game	Season	Avg.
#0 Spencer	-10	+99	+6.6
#1 Harper	+2	+170	+11.3
#2 Brown	+8	+159	+1
#3 Purifoy	DNP	0	0
#4 Okeke	+9	+104	+6.9
#5 Heron	+1	+162	+11.8
#10 Mitchell	+13	+144	+9.6
#12 Williams	DNP	-18	-3.6
#13 Murray	+3	+139	+9.3
#14 Dunbar	+9	+84	+5.6
#21 Keim	DNP	-28	-4.7
#22 Macey	DNP	-26	-6.5
#24 McLemore	+14	+111	+7.4
#25 Easterling	DNP	-22	-4.4
#41 Blackstock	DNP	-24	-4.0
#50 Wiley	DNP	0	0
#54 Collier	DNP	-9	-2.3

**STANDOUT PERFORMANCES**

**DOUBLE-FIGURE SCORING GAMES**

	2017-18	Career
Desean Murray	10	56*
Mustapha Heron	12	43
Bryce Brown	12	34
Jared Harper	12	30
Danjel Purifoy	0	17
Anfernee McLemore	4	8
Chuma Okeke	8	8
Horace Spencer	3	8
Austin Wiley	0	8
Malik Dunbar	2	2
Davion Mitchell	2	2

**20-POINT SCORING GAMES**

	2017-18	Career
Desean Murray	1	24*
Mustapha Heron	3	9
Bryce Brown	3	6
Jared Harper	1	6
Danjel Purifoy	0	3
Austin Wiley	0	1

**30-POINT SCORING GAMES**

	2017-18	Career
Desean Murray	0	23*
Bryce Brown	1	1
Mustapha Heron	1	1

**DOUBLE-FIGURE REBOUNDING GAMES**

	2017-18	Career
Desean Murray	2	15*
Anfernee McLemore	3	4
Mustapha Heron	0	3
Horace Spencer	1	2
Chuma Okeke	1	1
Danjel Purifoy	0	1
Austin Wiley	0	1

\*includes Murray's games at Presbyterian



**LONGEST WINNING STREAKS IN PROGRAM HISTORY**

Streak	Started	Ended
30	W, 80-72 at Georgia Tech (1/22/1958)	L, 56-75 at Kentucky (2/21/1959)
17	W, 114-60 vs. SE Louisiana (11/13/1998)	L, 62-72 at Kentucky (1/20/1999)
15	W, 55-54 vs. Vanderbilt (1/30/1960)	L, 48-56 at Miss. State (1/7/1961)
14	W, 38-12 vs. Montgomery YMCA (start of 1927)	L, 42-43 vs. Ole Miss (2/10/1928)
14	W, 65-56 vs. Belmont (12/1/1999)	L, 77-79 at Ole Miss (1/22/2000)
<b>12</b>	<b>W, 89-78 vs. Hofstra (11/19/2017)</b>	<b>Present</b>
11	W, 27-24 vs. Mississippi State (1926)	L, 23-25 vs. Tennessee (1927)

» Mustapha Heron and Bryce Brown stand 8th and 10th in scoring in SEC, averaging 15.9 and 15.7 points per game, respectively.

» Auburn is one of just two programs to have two of the top 10 scorers in the league, joining Arkansas' Jaylen Barford (3rd, 18.9) and Daryl Macon (6th, 16.7).

**RPI IMPROVEMENT**

» In the four seasons before 2014-15, the Tigers held an average final RPI of 202. Since that point, Auburn has averaged a final RPI of 131. Here are the final RPI rankings in the last seven seasons.

2010-11	253	
2011-12	145	
2012-13	250	
2013-14	160	
2014-15	132	(Under Coach Pearl)
2015-16	160	(Under Coach Pearl)
2016-17	82	(Under Coach Pearl)

» Auburn currently stands at No. 13 in the latest RPI, which is third in the SEC (No. 10 Tennessee, No. 12 Kentucky).

**STREAKING AT HOME**

» Auburn's longest winning streaks at Auburn Arena (built in 2010):

Streak	First Win	Last Win
10	March 2, 2011	Jan. 2, 2012
<b>9</b>	<b>March 4, 2017</b>	<b>Present</b>
7	Dec. 17, 2014	Jan. 17, 2015
7	Nov. 19, 2013	Jan. 4, 2014
6	Nov. 11, 2016	Dec. 18, 2016

**TIGERS FROM DEEP**

» Auburn has hit 10 3-pointers in a game eight times so far this season. The Tigers are 125 of 315 (.397) from downtown during their current 12-game winning streak.

**OKEKE EARNS FRESHMAN OF THE WEEK**

» Forward Chuma Okeke was tabbed the SEC Freshman of the Week, announced by the league office, Dec. 4. Okeke averaged 11 points and eight rebounds per game in Auburn's two victories at Dayton and against George Mason.

» Okeke was responsible for 22 of the team's 53 bench points (42 percent) and 16 of the bench's 33 rebounds (48 percent) during the two-game week.

**LEADING THE WAY OFF THE COURT**

» Mustapha Heron, an SEC Community Service Team member, created the Mustapha Heron Skills Academy and Reading Program for students at his high school, Sacred Heart, and students in surrounding counties.

» His foundation teaches students in the importance of balancing academics and sports and rewards students who read a certain number of books with incentives like shoes and bags. Heron obtained sponsorships from shoe companies to assist with his efforts.

» Additionally, he has worked with the police department in his hometown on a weapons buyback program.

» Heron and his AAU team wore orange emblems to make a statement against gun violence and was highlighted in Sports Illustrated. He is involved with the Fellowship of Christian Athletes and donates to Toys for Tots Holiday Program through Auburn University's SAAC Program.

**ALL-TIME IN OVERTIME**

» Auburn has a 49-53 (.480) record in overtime games in its history. The Tigers were 1-1 in overtime last season, winning 70-67 at UConn on Dec. 23 and losing 86-83 to Missouri in the SEC Tournament.

» Auburn is 2-2 under Coach Pearl when entering extra time. The Tigers have had at least one overtime game in all three seasons with Pearl at the helm.

**ACADEMICS UNDER BP**

» Under Pearl, Auburn is a perfect 12-of-12 of seniors graduating players in Malcolm Canada, Chris Denson, Asaiah Dixon-Tatum, KT Harrell, Allen Payne, Cinmeon Bowers, Jordan Granger, Josh Dollard, Dylan Spencer, C.J. Holmes, Jonathan Walker and Tahj Shamsid-Deen.

**PRESEASON SEC MEDIA POLL**

1. Kentucky
2. Florida
3. Texas A&M
4. Alabama
5. Missouri
6. Arkansas
7. Vanderbilt
8. Georgia
9. Auburn
10. Ole Miss
11. South Carolina
12. Mississippi State
13. Tennessee
14. LSU

**BENCH PRODUCTION IN THE SEC (AS OF 1/8)**

Team	Bench Pts	Games	PPG	Pct. of Pts	Gm w/ 25 pts	Gm w/30 pts
Ole Miss	452	15	30.1	38.0	10	7
Arkansas	424	15	28.3	32.0	10	6
Auburn	411	15	27.4	31.4	11	6
LSU	360	14	25.7	31.1	6	6
Tennessee	361	14	25.8	32.6	8	6
Missouri	380	15	25.3	32.2	8	8
Vanderbilt	346	15	23.1	32.5	7	3
Texas A&M	342	15	22.8	29.2	5	2
Florida	338	15	22.5	27.1	4	4
Georgia	314	14	22.4	30.8	6	2
Kentucky	335	15	22.3	28.3	4	1
Mississippi State	333	15	22.2	28.9	6	4
South Carolina	305	15	20.3	28.3	4	2
Alabama	273	15	18.2	24.3	3	0

2017-18 ROSTER CAREER VS OLE MISS

**BRYCE BROWN**

Year	GP	FG-A-Pct	3FG-A-Pct	FT-A-Pct	RPG	APG	Blk	Stl	PPG
15-16	2	5-18-.278	5-15-.333	0-0-.000	1.0	0.5	0	0	7.5
16-17	2	4-11-.364	4-8-.500	0-0-.000	0.5	1.0	0	1	6.0
Total	4	9-29-.310	9-23-.391	0-0-.000	0.8	0.8	0	1	6.8

**JARED HARPER**

Year	GP	FG-A-Pct	3FG-A-Pct	FT-A-Pct	RPG	APG	Blk	Stl	PPG
16-17	2	6-18-.333	2-9-.222	14-17-.824	2.0	2.5	0	1	14.0
Total	2	6-18-.333	2-9-.222	14-17-.824	2.0	2.5	0	1	14.0

**MUSTAPHA HERON**

Year	GP	FG-A-Pct	3FG-A-Pct	FT-A-Pct	RPG	APG	Blk	Stl	PPG
16-17	2	13-24-.542	5-8-.625	5-5-1.000	5.0	0.5	0	3	18.0
Total	2	13-24-.542	5-8-.625	5-5-1.000	5.0	0.5	0	3	18.0

**PATRICK KEIM**

Year	GP	FG-A-Pct	3FG-A-Pct	FT-A-Pct	RPG	APG	Blk	Stl	PPG
15-16	2	0-0-.000	0-0-.000	0-1-.000	0.0	0.0	0	0	0.0
Total	2	0-0-.000	0-0-.000	0-1-.000	0.0	0.0	0	0	0.0

**ANFERNEE MCLEMORE**

Year	GP	FG-A-Pct	3FG-A-Pct	FT-A-Pct	RPG	APG	Blk	Stl	PPG
16-17	2	4-5-.800	0-0-.000	2-3-.667	6.5	0.5	2	1	5.0
Total	2	4-5-.800	0-0-.000	2-3-.667	6.5	0.5	2	1	5.0

**DANJEL PURIFOY**

Year	GP	FG-A-Pct	3FG-A-Pct	FT-A-Pct	RPG	APG	Blk	Stl	PPG
16-17	2	6-14-.429	5-12-.417	1-1-1.000	2.5	0.0	0	4	9.0
Total	2	6-14-.429	5-12-.417	1-1-1.000	2.5	0.0	0	4	9.0

**HORACE SPENCER**

Year	GP	FG-A-Pct	3FG-A-Pct	FT-A-Pct	RPG	APG	Blk	Stl	PPG
15-16	2	4-15-.267	0-1-.000	2-3-.667	6.0	1.0	6	0	5.0
16-17	1	0-1-.000	0-0-.000	1-2-.500	0.0	0.0	0	0	1.0
Total	3	4-16-.250	0-1-.000	3-5-.600	4.0	0.7	6	0	3.7

**AUSTIN WILEY**

Year	GP	FG-A-Pct	3FG-A-Pct	FT-A-Pct	RPG	APG	Blk	Stl	PPG
16-17	2	7-9-.778	0-0-.000	1-5-.200	7.0	0.0	4	0	7.5
Total	2	7-9-.778	0-0-.000	1-5-.200	7.0	0.0	4	0	7.5

AUBURN VS OLE MISS LAST 25

Date	Location	Result	Auburn	Ole Miss
11/5/2005	Auburn, Ala.	L	72	79
2/2/2005	Oxford, Miss.	L	55	70
2/8/2006	Auburn, Ala.	W	58	50
2/25/2006	Oxford, Miss.	W	58	54
2/3/2007	Auburn, Ala.	L	59	82
3/3/2007	Oxford, Miss.	L	79	83
1/19/2008	Auburn, Ala.	W	80	77
2/16/2008	Oxford, Miss.	W	90	78
2/4/2009	Oxford, Miss.	L	59	78
2/25/2009	Auburn, Ala.	W	77	64
1/28/2010	Auburn, Ala.	L	74	84
2/24/2010	Oxford, Miss.	L	75	85
2/16/2011	Oxford, Miss.	L	59	90
3/2/2011	Auburn, Ala.	W	76	73
1/14/2012	Auburn, Ala.	W (2OT)	69	68
2/11/2012	Oxford, Miss.	L	54	61
3/8/2012	New Orleans, La.*	L	54	68
1/26/2013	Auburn, Ala.	L	61	63
2/23/2013	Oxford, Miss.	L	55	88
1/9/2014	Oxford, Miss.	L	62	65
2/7/2015	Auburn, Ala.	L	79	86
1/27/2016	Oxford, Miss.	L	63	80
2/20/2016	Auburn, Ala.	L	59	69
1/7/2017	Auburn, Ala.	L	85	88
2/11/2017	Oxford, Miss.	L	84	90

\*Southern Conference Tournament

All Games at Auburn \_\_\_\_\_ Auburn leads 49-15  
 All Games at Auburn Arena \_\_\_\_\_ Ole Miss leads 4-2  
 All Games at BEMC \_\_\_\_\_ Auburn leads 33-9  
 All Games at Ole Miss \_\_\_\_\_ Ole Miss leads 41-23  
 All Games at The Pavilion \_\_\_\_\_ Ole Miss leads 2-0  
 All Games at Tad Smith Coliseum \_\_\_\_\_ Ole Miss leads 33-15  
 Bruce Pearl vs. Ole Miss \_\_\_\_\_ 5-7  
 Andy Kennedy vs. Auburn \_\_\_\_\_ 16-5  
 All Games at Neutral Sites \_\_\_\_\_ Ole Miss leads 4-1  
 SEC Tournament Games \_\_\_\_\_ Ole Miss leads 2-1  
 Current Series Streak \_\_\_\_\_ 10 by Ole Miss  
 Longest Auburn Streak \_\_\_\_\_ 7 ('64-'65/'67-'68/'89-'90/'92-'93)  
 Longest Ole Miss Streak \_\_\_\_\_ 10 ('12-present)

## LAST TIME VS OLE MISS



Official Basketball Box Score -- Game Totals -- Final Statistics

## Auburn vs Ole Miss

02/11/17 5 PM at Oxford, Miss./The Pavilion at Ole Miss



## Auburn 84 • 16-9, 5-7 SEC

#	Player	f/c/g	Total		3-Ptr	Rebounds			PF	TP	A	TO	Blk	Stl	Min
			FG-FGA	FG-FGA	FT-FTA	Off	Def	Tot							
03	Purifoy, Danjel	f	4-9	3-8	1-1	1	1	2	4	12	0	2	0	2	25
50	Wiley, Austin	c	4-5	0-0	0-1	1	4	5	1	8	0	3	4	0	21
01	Harper, Jared	g	2-9	0-3	0-0	2	1	3	1	4	3	3	0	0	14
04	Dunans, T.J.	g	3-10	1-5	0-0	0	2	2	4	7	3	2	1	1	33
05	Heron, Mustapha	g	7-12	2-3	0-0	0	6	6	5	16	0	2	0	1	27
02	Brown, Bryce		3-7	3-5	0-0	0	1	1	0	9	1	2	0	1	20
12	Smith, LaRon		1-1	0-0	2-2	1	2	3	3	4	0	0	1	0	14
24	McLemore, Anfernee		2-3	0-0	2-3	2	6	8	2	6	1	2	2	1	19
31	Waddell, Devin		0-0	0-0	0-0	0	0	0	0	0	0	0	0	0	2
35	Johnson, Ronnie		7-13	4-6	0-1	1	0	1	2	18	8	4	0	3	25
Team						2	5	7							
Totals			33-69	13-30	5-8	10	28	38	22	84	16	20	8	9	200

FG % 1st Half: 18-32 56.3% 2nd half: 15-37 40.5% Game: 33-69 47.8%  
 3FG % 1st Half: 8-14 57.1% 2nd half: 5-16 31.3% Game: 13-30 43.3%  
 FT % 1st Half: 3-4 75.0% 2nd half: 2-4 50.0% Game: 5-8 62.5%

Deadball  
Rebounds  
1,1

## Ole Miss 90 • 15-10, 6-6 SEC

#	Player	f/c/g	Total		3-Ptr	Rebounds			PF	TP	A	TO	Blk	Stl	Min
			FG-FGA	FG-FGA	FT-FTA	Off	Def	Tot							
05	Hymon, Marcanvis	f	3-3	0-0	0-0	0	6	6	3	6	1	0	0	1	22
11	Saiz, Sebastian	f	4-11	0-1	2-3	6	2	8	4	10	3	1	1	3	36
01	Burnett, Deandre	g	3-11	2-5	10-10	0	5	5	1	18	2	2	0	2	34
04	Tyree, Breein	g	0-5	0-2	2-4	0	2	2	2	2	2	2	0	1	14
14	Brooks, Rasheed	g	0-2	0-1	0-0	0	1	1	0	0	2	0	0	1	12
00	Fitzpatrick-Dorsey, D		2-5	0-1	0-0	1	1	2	0	4	0	1	0	0	5
02	Neal, Cullen		5-12	3-7	7-7	1	2	3	0	20	5	3	0	0	30
03	Davis, Terence		11-13	0-2	4-5	2	4	6	3	26	2	1	0	1	24
50	Furmanavicius, Justas		1-4	0-1	2-2	0	4	4	3	4	1	1	0	2	23
Team						1	1	2							
Totals			29-66	5-20	27-31	11	28	39	16	90	18	11	1	11	200

FG % 1st Half: 9-34 26.5% 2nd half: 20-32 62.5% Game: 29-66 43.9%  
 3FG % 1st Half: 3-11 27.3% 2nd half: 2-9 22.2% Game: 5-20 25.0%  
 FT % 1st Half: 6-8 75.0% 2nd half: 21-23 91.3% Game: 27-31 87.1%

Deadball  
Rebounds  
1

Officials: Karl Hess, Darron George, Rusty Phillips

Technical fouls: Auburn-None. Ole Miss-None.

Attendance: 8280

Score by periods	1st	2nd	Total
Auburn	47	37	84
Ole Miss	27	63	90

Points	In Paint	Off T/O	2nd Chance	Fast Break	Bench
AU	36	12	9	4	37
OM	40	26	17	10	54

Last FG - AU 2nd-00:13, OM 2nd-02:07.  
 Largest lead - AU by 23 2nd-18:13, OM by 8 1st-17:58.  
 AU led for 25:21. OM led for 14:05. Game was tied for 00:33.

Score tied - 0 times.  
 Lead changed - 2 times.

**STAT RANKINGS (AS OF 1/8)**

	Value	SEC	NCAA
Winning Pct.	.933	1st	1st
Scoring Offense	87.3	2nd	11th
Scoring Defense	73.1	10th	203rd
Scoring Margin	+14.3	1st	23rd
Field Goal Pct.	.459	8th	128th
Field Goal Pct. Def.	.403	5th	47th
3-pt. FG Per Game	9.8	2nd	37th
3-pt. FG Pct.	.377	5th	73rd
3-pt. FG Pct. Def.	.351	12th	206th
Free Throw Pct.	.778	1st	12th
Free Throws Att.	24.1	2nd	77th
Rebounds	41.5	2nd	11th
Rebound Margin	+8.0	3rd	21st
Off. Rebounds	13.4	1st	21st
Def. Rebounds	28.1	4th	50th
Assists	15.7	5th	73rd
Assist/Turnover	1.21	6th	81st
Turnover Margin	+2.2	4th	71st
Turnovers Forced	15.2	4th	79th
Blocks	6.4	1st	7th
Steals	7.3	3rd	89th

**INDIVIDUAL**

**3-pt. FG Pct.**

Bryce Brown .367 7th 119th

**3-pt. FG Per Game**

Bryce Brown 3.1 1st 38th

**Assist-to-Turnover Ratio**

Jared Harper 2.96 3rd 25th

**Assists Per Game**

Jared Harper 5.5 3rd 39th

**Blocks Per Game**

Anfernee McLemore 3.2 1st 8th  
Horace Spencer 1.2 19th 185th

**Double-Doubles**

Anfernee McLemore 2 10th 235th  
Desean Murray 2 10th 235th

**Free Throw Pct.**

Mustapha Heron .813 14th 192nd  
Jared Harper .805 16th 219th

**Offensive Rebounds Per Game**

Desean Murray 2.7 3rd 85th  
Chuma Okeke 2.4 10th 163rd

**Rebounds Per Game**

Desean Murray 7.3 5th 157th

**Total Assists**

Jared Harper 83 3rd 54th

**Total Blocks**

Anfernee McLemore 48 1st 11th  
Horace Spencer 18 19th 199th

**COMPARING WINS AND LOSSES**

Category	Wins	Losses
Scoring Offense	88.3	74.0
Scoring Defense	72.0	88.0
Scoring Margin	+16.3	-14.0
Field Goal Pct.	.468	.360
Field Goal Pct. Def.	.396	.492
3-pt. FG Per Game	9.9	8.0
3-pt. FG Pct.	.389	.242
3-pt. FG Pct. Def.	.348	.385
Free Throw Pct.	.782	.706
Free Throws Made	19.2	12.0
Rebounds	41.3	44.0
Rebound Margin	+8.3	+4.0
Off. Rebounds	12.1	19.0
Def. Rebounds	26.4	25.0
Assists	15.8	15.0
Assist/Turnover	1.2	1.7
Turnover Margin	+2.2	+2.0
Turnovers Forced	15.5	11.0
Blocks	6.5	5.0
Steals	7.4	5.0

**CURRENT STREAKS**

Overall	Won 12
vs. Unranked	Won 10
vs. Ranked	Won 2
Home	Won 9
vs. SEC	Won 2
vs. Non-SEC	Won 13
vs. Ranked	Won 1
vs. Unranked	Won 8
Road	Won 3
vs. SEC	Won 1
vs. Non-SEC	Won 2
vs. Ranked	Won 1
vs. Unranked	Won 2
Neutral	Won 2
vs. Ranked	Lost 7
vs. Unranked	Won 2

**CONSECUTIVE MADE FREE THROWS**

Cole Blackstock	5
Malik Dunbar	5
Desean Murray	5
Danjel Purifoy	4
Bryce Brown	3
Davion Mitchell	2
Chuma Okeke	1
Austin Wiley	1

**CONSECUTIVE GAMES WITH A 3-POINTER**

Bryce Brown	13
Danjel Purifoy	12
Chuma Okeke	2
Jared Harper	1
Mustapha Heron	1
Anfernee McLemore	1
Malik Dunbar	1

**AUBURN IN THE POLLS**

Date	AP Poll	Coaches Poll
Preseason	-	-
Nov. 13	-	-
Nov. 20	-	-
Nov. 27	-	-
Dec. 4	-	-
Dec. 11	-	-
Dec. 18	RV	-
Dec. 25	RV	RV
Jan. 1	RV	RV
Jan. 8	22	24

**AP TOP 25**

Rank	School	Record	Points
1	Villanova (52)	14-1	1,611
2	West Virginia (12)	14-1	1,559
3	Virginia (1)	14-1	1,438
4	Michigan State	15-2	1,390
5	Purdue	15-2	1,225
5	Wichita State	13-2	1,225
7	Duke	13-2	1,222
8	Texas Tech	14-1	1,174
9	Oklahoma	12-2	1,152
10	Xavier	15-2	1,050
11	Arizona State	13-2	1,036
12	Kansas	12-3	888
13	Seton Hall	14-2	759
14	Cincinnati	14-2	739
15	Gonzaga	14-3	676
16	TCU	13-2	621
17	Arizona	12-4	537
18	Miami	13-2	502
19	Clemson	14-1	465
20	North Carolina	12-4	423
21	* Kentucky	12-3	314
<b>22</b>	<b>Auburn</b>	<b>14-1</b>	<b>243</b>
23	Florida State	12-3	202
24	* Tennessee	10-4	198
25	Creighton	13-3	160

*Others receiving votes: Notre Dame 121, \*Florida 85, \*Texas A&M 62, Ohio State 29, Rhode Island 7, Michigan 5, Baylor 2, Nevada 2, New Mexico State 1, \*Georgia 1, \*Arkansas 1*

**USA TODAY COACHES POLL**

Rank	School	Record	Points
1	Villanova (27)	14-1	770
2	West Virginia (4)	14-1	724
3	Virginia	14-1	693
4	Michigan State	15-2	679
5	Wichita State	13-2	586
6	Duke	13-2	584
7	Purdue	15-2	567
8	Texas Tech	14-1	525
9	Oklahoma	12-2	518
10	Xavier	15-2	505
11	Arizona State	13-2	449
12	Kansas	12-3	426
13	Cincinnati	14-2	350
14	Gonzaga	14-3	325
15	Seton Hall	14-2	304
16	TCU	13-2	285
17	Clemson	14-1	258
18	North Carolina	12-4	230
19	Miami	13-2	219
20	* Kentucky	12-3	205
21	Arizona	12-4	174
22	Creighton	13-3	160
23	* Tennessee	10-4	138
<b>24</b>	<b>Auburn</b>	<b>14-1</b>	<b>100</b>
25	Notre Dame	13-3	53

*Others receiving votes: Florida State 48, \*Texas A&M 47, \*Florida 40, Baylor 26, Saint Mary's 22, \*Arkansas 21, Michigan 9, Ohio State 9, Nevada 8, Rhode Island 6, New Mexico State 4, \*Mississippi State 4, UCLA 3, Boise State 1*

\* - Auburn opponent in 2017-18

## AUBURN'S RECORD WHEN...

Overall	14-1
Home	8-0
Away	3-0
Neutral	3-1
Conference	2-0
Home	1-0
Away	1-0
Non-Conference	12-1
Home	7-0
Away	2-0
Neutral	3-1
Overtime	0-0
Wearing white uniforms	8-0
Wearing navy uniforms	4-0
Wearing orange uniforms	2-1
Leading at half	13-0
Trailing at half	1-1
Tied at half	0-0
Leading with 5:00 remaining in second half	14-0
Trailing with 5:00 remaining in second half	0-1
Tied with 5:00 remaining in second half	0-0
Has more rebounds than opponent	12-1
Has fewer rebounds than opponent	2-0
Same rebounds as opponent	0-0
Commits more turnovers than opponent	2-0
Causes more turnovers than opponent	10-1
Same turnovers as opponent	2-0
Has more FT attempts than opponent	11-0
Has fewer FT attempts than opponent	3-1
Same FT attempts as opponent	0-0
Shoots 40% or better from field	13-0
Shoots less than 40% from field	1-1
Opponent shoots 40% or better from field	7-1
Opponent shoots less than 40% from field	7-0
Shoots better than opponent	11-0
Opponent shoots better	2-1
Same FG percentage	0-0
Bench outscores opponent's bench	12-1
Opponent's bench outscores Auburn bench	2-0
Same points off the bench	0-0
Auburn scores 100 or more	2-0
Auburn scores between 90-99	2-0
Auburn scores between 80-89	7-0
Auburn scores between 70-79	3-1
Auburn scores between 60-69	0-0
Auburn scores less than 60	0-0
Opponent scores 100 or more	0-0
Opponent scores between 90-99	0-0
Opponent scores between 80-89	3-1
Opponent scores between 70-79	6-0
Opponent scores between 60-69	4-0
Opponent scores less than 60	1-0
On Sunday	2-0
On Monday	0-0
On Tuesday	2-0
On Wednesday	2-0
On Thursday	1-0
On Friday	2-1
On Saturday	5-0
In November	5-1
In December	7-0
In January	2-0
In February	0-0
In March	0-0
Five-plus players score in double-figures	7-1
Four players score in double figures	5-0
Three players score in double figures	1-0
Two players score in double figures	1-0
One player score in double figures	0-0

## MISCELLANEOUS STATISTICS

Largest margin of victory	34, vs. Winthrop (11/24/17)
Smallest margin of victory	4, at Murray State (12/19/17)
Largest margin of defeat	14, vs. Temple (11/17/17)
Smallest margin of defeat	14, vs. Temple (11/17/17)
Biggest rebound margin	+22, vs. Gardner-Webb (12/6/17)
Biggest rebound deficit	-5, vs. Arkansas (1/6/18)
Average margin of victory/defeat	+16.3/-14.0
Largest halftime lead	23, vs. UConn (12/23/17)
Largest halftime lead blown	-
Largest halftime deficit	1 (2x), last vs. Hofstra (11/19/17)
Largest halftime deficit overcome	1, vs. Hofstra (11/19/17)
Largest overall lead	41, vs. Norfolk State (2H) (11/10/17)
Largest overall lead blown	2, vs. Temple (2H) (11/17/17)
Largest overall deficit	14 (2x), last at Tennessee (1H) (1/2/18)
Largest deficit overcome to win	14, at Tennessee (1H) (1/2/18)

## TEAM EXTREMES

Most points scored	119, vs. Winthrop (11/24/17)
Fewest points scored	73, at Dayton (11/29/17)
Most rebounds	52, vs. Gardner-Webb (12/6/17)
Fewest rebounds	30, vs. Arkansas (1/6/18)
Most assists	22, vs. Winthrop (11/24/17)
Fewest assists	10, vs. UAB (12/9/17)
Most turnovers	21, vs. Middle Tennessee (12/16/17)
Fewest turnovers	8, vs. UConn (12/23/17)
Most steals	12, vs. Gardner-Webb (12/6/17)
Fewest steals	3, at Murray State (12/19/17)
Most blocks	10 (2x), last vs. Cornell (12/30/17)
Fewest blocks	2 (2x), last vs. UAB (12/9/17)
Best shooting percentage	.618 (42-68), vs. Winthrop (11/24/17)
Worst shooting percentage	.360 (27-75), vs. Temple (11/17/17)
Best 3-pt. percentage	.560 (14-25), vs. Winthrop (11/24/17)
Worst 3-pt. percentage	.242 (8-33), vs. Temple (11/17/17)
Best FT percentage	.882 (15-17), at Murray State (12/19/17)
Worst FT percentage	.706 (12-17), vs. Temple (11/17/17)
Most points (1st half)	58, vs. Winthrop (11/24/17)
Fewest points (1st half)	33, vs. Temple (11/17/17)
Most points (2nd half)	61, vs. Winthrop (11/24/17)
Fewest points (2nd half)	34, vs. Middle Tennessee (12/16/17)
Most points (OT)	-
Fewest points (OT)	-

## STARTING LINEUPS

## Record when starting lineup is:

Brown, Harper, Heron, Murray, Spencer	5-1
Brown, Harper, Heron, McLemore, Murray	8-0
Brown, Dunbar, Harper, McLemore, Murray	1-0

## Record when starts:

Cole Blackstock	0-0
Bryce Brown	14-1
Thomas Collier	0-0
Samir Doughty	0-0
Malik Dunbar	1-0
Brett Easterling	0-0
Jared Harper	14-1
Mustapha Heron	13-1
Patrick Keim	0-0
Will Macoy	0-0
Anfernee McLemore	9-0
Davion Mitchell	0-0
Desean Murray	14-1
Chuma Okeke	0-0
Danjel Purifoy	0-0
Horace Spencer	5-1
Austin Wiley	0-0
Devontae Williams	0-0

## THE LAST TIME

**AN AUBURN PLAYER...**

Scored at least 30 points \_\_\_\_\_ Mustapha Heron (31) vs. Winthrop (11/24/17)  
 Scored at least 35 points \_\_\_\_\_ Toney Douglas (38) vs. Nicholls State (11/24/04)  
 Scored at least 40 points \_\_\_\_\_ Wesley Person (44) vs. UAB (12/16/93)  
 Had two players with at least 20 points \_\_\_\_\_ Bryce Brown (27) and Jared Harper (21) vs. UAB (12/9/17)  
 Had three players with at least 20 points \_\_\_\_\_ KT Harrell (24), Tahj Shamsid-Deen (21) & Cinmeon Bowers (20) vs. Louisiana (11/21/14)  
 Scored 20 points in a half \_\_\_\_\_ Bryce Brown (23, 1st) vs. UAB (12/9/17)  
 Scored 20 points in 1st half \_\_\_\_\_ Bryce Brown (23) vs. UAB (12/9/17)  
 Scored 20 points in 2nd half \_\_\_\_\_ Austin Wiley (21) at TCU (1/28/17)  
 Scored 25 points in a half \_\_\_\_\_ Chris Denson (26 points) vs. Alabama (1/30/14)  
 Had two players with 25 points \_\_\_\_\_ Chris Denson (30) & KT Harrell (26) vs. Mississippi State (2/14/14)  
 Had two players with 25 points (SEC) \_\_\_\_\_ Chris Denson (30) & KT Harrell (26) vs. Mississippi State (2/14/14)  
 A player had back-to-back 25-point SEC games \_\_\_\_\_ Kareem Canty (26) vs. Kentucky (1/16/16); (25) vs. Alabama (1/19/16)  
 A player had three straight 25-point SEC games \_\_\_\_\_ Chris Denson (29) at LSU (2/8/14)  
 \_\_\_\_\_ (26) vs. Kentucky (2/12/14); (30) vs. Mississippi State (2/15/14)  
 A player had four straight 25-point SEC games \_\_\_\_\_ Chris Denson (25) at South Carolina (2/5/14); (29) at LSU (2/8/14);  
 \_\_\_\_\_ (26) vs. Kentucky (2/12/14); (30) vs. Mississippi State (2/15/14)  
 A player had five straight 25-point SEC games \_\_\_\_\_ Keenan Carpenter (44) vs. LSU (1/8/89); (28) vs. Mississippi State (2/11/89)  
 \_\_\_\_\_ (33) at Florida (2/15/89); (32) at Ole Miss (2/18/89); (29) vs. Kentucky (2/20/89)  
 Zero players scored in double figures \_\_\_\_\_ at Vanderbilt (1/7/12)  
 Only one player scored in double figures \_\_\_\_\_ Bryce Brown (18) at Tennessee (2/9/16)  
 Five players scored in double figures \_\_\_\_\_ Mustapha Heron (17), Desean Murray (15),  
 \_\_\_\_\_ Jared Harper (14), Bryce Brown (13), Chuma Okeke (10) vs. Arkansas (1/6/18)  
 Five players scored in double figures (SEC) \_\_\_\_\_ Mustapha Heron (17), Desean Murray (15),  
 \_\_\_\_\_ Jared Harper (14), Bryce Brown (13), Chuma Okeke (10) vs. Arkansas (1/6/18)  
 All five starters scored in double figures \_\_\_\_\_ Tyler Harris (21), T.J. Lang (14), Cinmeon Bowers (12)  
 \_\_\_\_\_ Kareem Canty (11) and T.J. Dunans (10) at Coastal Carolina (12/2/15)  
 Six players scored in double figures \_\_\_\_\_ Bryce Brown (15), Mustapha Heron (13), Danjel Purifoy (12),  
 \_\_\_\_\_ T.J. Dunans (10), T.J. Lang (10), Austin Wiley (10) at Georgia (3/1/17)  
 Six players scored in double figures (SEC) \_\_\_\_\_ Bryce Brown (15), Mustapha Heron (13), Danjel Purifoy (12),  
 \_\_\_\_\_ T.J. Dunans (10), T.J. Lang (10), Austin Wiley (10) at Georgia (3/1/17)  
 Had at least 15 rebounds \_\_\_\_\_ Danjel Purifoy (15) at UConn (12/23/16)  
 Had at least 15 rebounds (SEC) \_\_\_\_\_ Cinmeon Bowers (17) vs. Ole Miss (2/20/16)  
 Had at least 20 rebounds \_\_\_\_\_ Kelvin Ardister (20) vs. Tennessee (1/4/89)  
 Had at least 25 rebounds \_\_\_\_\_ Rex Frederick (25) at Ole Miss (1/6/58)  
 Had at least 20 pts & 20 reb \_\_\_\_\_ Kelvin Ardister (22 pts, 20 reb) vs. Tennessee (1/4/89)  
 Had two players with at least 10 rebounds \_\_\_\_\_ Cinmeon Bowers (13) and Tyler Harris (12) at Alabama (2/27/16)  
 Had at least three players with 10 rebounds \_\_\_\_\_ Korvotney Barber (13), Quantez Robertson (10) and Lucas Hargrove (10) at Virginia (12/20/08)  
 Had a double-double \_\_\_\_\_ Chuma Okeke (10 pts, 10 reb) vs. Cornell (12/30/17)  
 Had two straight double-doubles \_\_\_\_\_ Desean Murray (14 pts, 12 reb) vs. Indiana State (11/16/17); (10 pts, 11 reb) vs. Temple (11/17/17)  
 Had three straight double-doubles \_\_\_\_\_ Cinmeon Bowers (12 pts, 15 reb) vs. Vanderbilt (2/13/16);  
 \_\_\_\_\_ (14 pts, 10 reb) at Arkansas (2/17/16); (11 pts, 18 reb) vs. Ole Miss (2/20/16)  
 Had four straight double-doubles \_\_\_\_\_ Cinmeon Bowers (19 pts, 19 reb) vs. Middle Tennessee (12/12/15); (13 pts, 12 reb) vs. Mercer (12/15/15);  
 \_\_\_\_\_ (12 pts, 11 reb) at Xavier (12/19/15); (12 pts, 12 reb) vs. New Mexico (12/22/15)  
 Had five straight double-doubles \_\_\_\_\_ Jeff Moore (26 pts, 11 reb) vs. Ole Miss (3/2/88); (20 pts, 11 reb) at LSU (3/5/88);  
 \_\_\_\_\_ (22 pts, 11 reb) vs. Georgia (3/11/88); (13 pts, 13 reb) vs. Bradley (3/17/88); (22 pts, 11 reb) vs. Oklahoma (3/19/88)  
 Had two players with a double-double \_\_\_\_\_ Tyler Harris (20 pts, 11 reb) and Cinmeon Bowers (13 pts, 12 ast) vs. Mercer (12/15/15)  
 Had a double-double with points and assists \_\_\_\_\_ Kareem Canty (17 pts, 10 ast) vs. Northwestern State (11/27/15)  
 Had a triple-double \_\_\_\_\_ Kenny Gabriel (24 pts, 13 reb, 10 blk) vs. Bethune-Cookman (1/2/12)  
 Had 10 assists \_\_\_\_\_ Jared Harper (10) vs. Gardner-Webb (12/6/17)  
 Had two players with at least five blocks \_\_\_\_\_ Rob Chubb (5) and Willy Kouassi (5) vs. Nicholls State (11/25/11)  
 Had 10 blocks \_\_\_\_\_ Kenny Gabriel (10) vs. Bethune-Cookman (1/2/12)  
 Had five steals \_\_\_\_\_ Antoine Mason (5) at LSU (2/6/15)  
 Had five steals (SEC) \_\_\_\_\_ Antoine Mason (5) at LSU (2/6/15)  
 Made 25 straight free throws \_\_\_\_\_ Danjel Purifoy (27) (11/23/16-12/18/16)  
 Hit buzzer-beater shot to win a game \_\_\_\_\_ T.J. Dunans vs. Mercer (3-pt FG, 76-74) (12/18/16)  
 Played more than 40 minutes \_\_\_\_\_ Danjel Purifoy (44) vs. UConn (12/23/16)

## THE LAST TIME

**AN AUBURN TEAM...**

Defeated a ranked team at home	vs. #22 Arkansas (1/6/18)
Defeated a ranked team on the road	at #23 Tennessee (1/2/18)
Defeated a top-10 team at home	vs. #9 Alabama (1/18/03)
Defeated a top-10 team on the road	at #8 Arkansas (1/23/93)
Won in overtime	at UConn, 70-67 (OT) (12/23/16)
Lost in overtime	vs. Missouri (SECT), 86-83 (OT) (3/8/17)
Won in double overtime	vs. Xavier, 89-88 (2OT) (12/20/14)
Lost in double overtime	at Arkansas, 88-80 (2OT) (1/16/13)
Played back-to-back overtime games	vs. Ole Miss, W 69-68 (2OT) (1/14/12) and at LSU, L 65-58 (OT) (1/17/12)
Played at least three overtimes	vs. Georgia (SEC Tournament) (4OT) (3/1/79)
Shot 70% for a half	74.1% (20-27) vs. Arkansas-Pine Bluff (12/30/13)
Shot 70% for a half (SEC)	72.7% (16-22) at Ole Miss (2/22/03)
Shot 60% for a game	61.8% (42-68) vs. Winthrop (11/24/17)
Shot 60% for a game (SEC)	61.1% (33-54) at Arkansas (2/17/16)
Shot less than 30% for a game	29.8% (17-57) at Tennessee (3/9/16)
Shot 100% from the free throw line	100% (6-6) vs. Long Beach State (12/23/11)
Shot 60% from 3-point line	61.5% (8-13) vs. Alabama (1/21/17)
Shot less than 30% in half	24.4% (10-41) vs. Temple (1st) (11/17/17)
Shot less than 20% in half	18.2% (6-33) at Colorado (2nd) (11/17/14)
Shot less than 10% in a half	8.3% (2-24) vs. LSU (1st) (1/8/11)
Attempted 50 free throws	52 vs. Vanderbilt (2/6/54)
Attempted 40 free throws	42 vs. Alabama (1/21/17)
Attempted 30 free throws in half	30 vs. Georgia (2nd) (2/24/16)
Made 30 free throws	31 vs. Arkansas (2/10/15)
Made 30 free throws (SEC)	31 vs. Arkansas (2/10/15)
Made at least 10 3-point field goals	11 vs. Arkansas (1/6/18)
Failed to make 3-point field goal	vs. Kentucky (0-15) (1/19/13)
Had at least 50 rebounds	52 vs. Gardner-Webb (12/6/17)
Had less than 20 rebounds	19 vs. Presbyterian (12/18/10)
Had 25 assists	26 vs. Tennessee State (12/19/06)
Had at least 15 steals	16 vs. Georgia Southern (12/29/10)
Had at least 10 blocks	10 vs. Cornell (12/30/17)
Had at least 15 blocks	17 vs. Nicholls State (11/25/11)
Had at least 25 lead changes	27 at Arkansas (1/16/13)
Scored 50 points in a half	52 at Tennessee (2nd) (1/2/18)
Scored 50 points in a half (SEC)	52 at Tennessee (2nd) (1/2/18)
Scored 60 points in a half	61 vs. Winthrop (2nd) (11/24/17)
Scored 60 points in a half (SEC)	64 at Tennessee (2/15/06)
Scored 70 points in a half	72 vs. Northwestern State (2nd) (11/27/15)
Scored 100 points	119 vs. Winthrop (11/24/17)
Scored 100 points (SEC)	102 vs. Alabama (2/13/99)
Scored under 20 points in 1st half	19 at Vanderbilt (1/6/15)
Scored under 20 points in 2nd half	14 vs. Tulsa (11/24/14)
Scored under 10 points in a half	6 vs. LSU (1st) (1/8/11)
Scored 35 or under points in a game	35 vs. Tulsa (11/24/14)
Scored under 50 points in game	45 at Tennessee (2/9/16)
Scored under 50 points in game (SEC)	45 at Tennessee (2/9/16)







GAME-BY-GAME LEADERS

Game	Points	Rebounds	Assists	Steals	Blocks
Norfolk State	Brown (31)	McLemore/Murray (7)	Heron (5)	Harper (3)	McLemore (4)
vs. Indiana State	Brown (15)	Murray (12)	Harper (7)	Spencer/Okeke (3)	Spencer (3)
vs. Temple	McLemore (19)	Murray (11)	Harper (7)	Harper (2)	McLemore (5)
vs. Hofstra	Heron (22)	Murray/Okeke (6)	Mitchell (3)	Heron (3)	McLemore (3)
Winthrop	Heron (31)	Heron (10)	Harper (7)	Heron (3)	Murray/Spencer (1)
at Dayton	Heron (21)	McLemore (13)	Harper (3)	Brown (3)	McLemore (5)
George Mason	Heron (19)	McLemore (10)	Brown/Harper/Okeke (3)	5 tied (1)	McLemore (5)
Gardner-Webb	Murray (20)	McLemore (11)	Harper (10)	Murray (4)	McLemore (6)
UAB	Brown (27)	McLemore (9)	Harper (5)	McLemore (3)	McLemore (2)
vs. Middle Tennessee	Harper/Heron (16)	Spencer (7)	Harper (7)	Heron (3)	McLemore (4)
at Murray State	Murray (18)	Murray (9)	Harper (4)	Brown/McLemore/Mitchell (1)	Dunbar (3)
UConn	Heron/Murray (13)	Spencer (10)	Harper (7)	Spencer (2)	Spencer (3)
Cornell	Brown (19)	Okeke (10)	Harper (7)	McLemore/Spencer (3)	McLemore (5)
* at #23 Tennessee	Brown/Harper (18)	McLemore/Spencer (9)	Okeke (4)	Harper/Heron/Okeke (3)	McLemore (3)
* #22 Arkansas	Heron (17)	Murray (8)	Harper (8)	Harper/Murray (2)	McLemore/Murray/Spencer (1)
* Ole Miss					
* at Mississippi State					
* at Alabama					
* Georgia					
* at Missouri					
* LSU					
* at Ole Miss					
* Vanderbilt					
* Texas A&M					
* at Georgia					
* Kentucky					
* at South Carolina					
* Alabama					
* at Florida					
* at Arkansas					
* South Carolina					

**FOREVER 34: CHARLES BARKLEY**

» After retiring his jersey in 2001, the Tigers went a step further in honoring Charles Barkley's legacy on The Plains. On Nov. 25, 2017, Auburn Athletics unveiled a statue of the NBA Hall of Fame basketball player in front of Auburn Arena. Barkley, from Leeds, Ala., played at Auburn from 1981-84 and won All-American honors on his way to becoming an Olympic gold medal winner and being named one of the NBA's 50 greatest players in the league's 50th anniversary season. A first-round draft pick by the Philadelphia 76ers, Barkley was the 1993 league's Most Valuable Player, and an 11-time All-Star. He is one of four NBA players who had 20,000 points, 10,000 rebounds and 4,000 assists, joining Kareem Abdul-Jabbar, Wilt Chamberlain and Karl Malone.



**BARKLEY STATUE QUICK FACTS**

- » The ceremony took place outside of Auburn Arena, Nov. 25, 2017.
- » Sculpting was completed by artist Brian Hanlon.
- » The final version of statue will not be completed until spring, therefore the current statue features a full-size replica until the final 2,500 pound fixture can be installed.
- » Barkley is the fourth former Tiger to have a statue erected in his honor, joining former Heisman Trophy winners Bo Jackson, Pat Sullivan and Cam Newton.
- » The statue unveiling featured speeches from Director of Athletics Jay Jacobs, former Auburn football great Bo Jackson, former head coach Sonny Smith and Barkley himself.

PLAYER BIOS



**HORACE SPENCER**



**Forward • Jr.**  
**6-8 • 225**  
**Philadelphia, Pa.**  
**Findlay Prep**

CAREER HIGHS

Points \_\_\_\_\_ 13 at Mississippi State (3/5/16)  
 Rebounds \_\_\_\_\_ 11 vs. Oklahoma State (1/30/16)  
 Field Goals \_\_\_\_\_ 6 at Mississippi State (3/5/16)  
 Field Goals Att. \_\_\_\_\_ 10 at Mississippi State (3/5/16)  
 3-Pt. Field Goals \_\_\_\_\_ -  
 3-Pt. Field Goals Att. \_\_\_\_\_ 1 (2x) last vs. Tennessee (1/31/17)  
 Free Throws \_\_\_\_\_ 4 vs. LSU (1/18/17)  
 Free Throws Att. \_\_\_\_\_ 8 at South Carolina (1/24/17)  
 Assists \_\_\_\_\_ 2 (9x) last vs. George Mason (12/3/17)  
 Steals \_\_\_\_\_ 4 vs. Boston College (12/12/16)  
 Blocks \_\_\_\_\_ 7 at Arkansas (2/17/16)  
 Minutes \_\_\_\_\_ 29 vs. Georgia (2/24/16)

**AUGUST 2017 ITALY TOUR:** Averaged 7.0 points, 7.5 rebounds, 2.5 blocks, 1.5 assists and 0.5 steals in two games on the four-game Italy Tour ... shot 60 percent (6-of-10) from the field ... nine points, eight rebounds, four blocks, two assists and a steal vs. Veneto Select while making 4-of-5 shots from the field ... five points, seven rebounds, a block and an assist vs. Lithuania's B.C. Silute.

**HIGH SCHOOL AND PERSONAL DATA:** Four-star recruit, ranked 48th nationally by 247Sports, 61st by ESPN, 71st by Rivals.com and 78th by Scout.com ... averaged 10.4 points, 9.4 rebounds, 2.2 blocks and 1.2 steals in only 19.5 minutes per game for loaded Findlay Prep in Henderson, Nev., to a 29-3 record and a No. 4 national ranking as a senior in 2014-15 under coach Andy Johnson ... helped lead the Pilots to the Final Four of the Dick's Sporting Goods High School National Tournament in 2015 ... averaged 6 points, 5 rebounds and a school record 2.8 blocks per game while shooting 62 percent from the field helping lead Findlay Prep to a 31-5 record as a junior in 2013-14 under coach Jerome Williams ... the Pilots advanced to the Dick's Sporting Goods National High School Tournament Final Four ... went to William Tennent High in Warminster, Pa., as a freshman and sophomore where he played under coach Robert Mulville ... averaged 20 points and 7 rebounds as a sophomore in 2012-13 and 10 points and 8 rebounds as a freshman ... full name is Horace Gilbert Spencer III ... son of Horace Spencer Jr. and Cindy Watts ... studying in College of Liberal Arts ... signed national letter of intent on April 15, 2015.

2017-18 SPENCER GAME-BY GAME

Opp.	Start	Min.	FG-A	3FG-A	FT-A	O-D-T	PF	A	TO	BLK	STL	PTS
Norfolk St.	*	16	1-2	0-0	2-2	0-4-4	4	0	0	4	0	4
Indiana St.	*	21	2-2	0-0	0-0	3-6-9	3	0	2	3	3	4
Temple	*	15	1-4	0-0	1-2	2-3-5	3	0	1	0	1	3
Hofstra	*	15	1-1	0-0	0-0	2-2-4	2	2	3	1	2	3
Winthrop	*	15	1-3	0-0	0-1	2-5-7	4	1	2	1	1	2
Dayton	*	12	0-1	0-0	0-0	0-2-2	4	2	1	0	1	0
G. Mason		12	1-1	0-0	1-2	1-2-3	0	2	0	0	1	3
GWU		18	2-3	0-0	1-1	2-3-5	1	1	3	2	3	5
UAB		12	0-0	0-0	2-2	0-1-1	4	0	0	0	0	2
MTSU		19	4-4	0-0	3-4	0-7-7	2	0	2	0	1	11
Murray St.		7	0-1	0-0	0-0	0-4-4	3	0	0	2	0	0
UConn		19	3-5	0-0	3-4	4-6-10	2	0	0	3	2	9
Cornell		18	5-9	0-0	2-2	3-6-9	1	1	1	1	3	12
Tennessee		20	5-8	0-0	0-0	3-6-9	4	0	0	1	1	10
Arkansas		19	0-0	0-0	1-2	0-2-2	4	0	0	1	1	1
Ole Miss												
Miss. St.												
Alabama												
Georgia												
Missouri												
LSU												
Ole Miss												
Vanderbilt												
Texas A&M												
Georgia												
Kentucky												
S. Carolina												
Alabama												
Florida												
Arkansas												
S. Carolina												
Totals												

SPENCER'S CAREER STATISTICS

Year	GP-GS	Min-Avg	FG-FGA	Pct	3FG-A	Pct	FT-FTA	Pct	Off-Def-Tot--Avg	PF-FO	Ast	TO	Blk	Stl	Pts	Avg
2015-16	31-18	562-18.1	63-150	.420	0-1	.000	33-68	.485	65-88-153--4.9	115-8	15	43	65	14	159	5.1
2016-17	19-12	310-16.3	37-66	.561	0-1	.000	18-36	.500	23-42-65--3.4	58-2	10	18	28	14	92	4.8
2017-18	15-6	238-15.9	26-44	.591	0-0	.000	16-22	.727	22-59-81--5.4	41-0	9	15	18	20	68	4.5
<b>TOTAL</b>	<b>65-36</b>	<b>1110-17.1</b>	<b>126-260</b>	<b>.485</b>	<b>0-2</b>	<b>.000</b>	<b>67-126</b>	<b>.532</b>	<b>110-189-299--4.6</b>	<b>214-10</b>	<b>34</b>	<b>76</b>	<b>111</b>	<b>48</b>	<b>319</b>	<b>4.9</b>

PLAYER BIOS



JARED HARPER

1

Guard • So.  
5-10 • 170  
Mableton, Ga.  
Pebblebrook HS

CAREER HIGHS

Points \_\_\_\_\_ 24 vs. Georgia (1/7/16)  
Rebounds \_\_\_\_\_ 6 at Murray State (12/19/17)  
Field Goals \_\_\_\_\_ 8 at UConn (12/23/16)  
Field Goals Att. \_\_\_\_\_ 17 at UConn (12/23/16)  
3-Pt. Field Goals \_\_\_\_\_ 5 (3x) last vs. Tennessee (1/31/17)  
3-Pt. Field Goals Att. \_\_\_\_\_ 8 at UAB (12/3/16)  
Free Throws \_\_\_\_\_ 14 vs. Ole Miss (1/7/17)  
Free Throws Att. \_\_\_\_\_ 17 vs. Ole Miss (1/7/17)  
Assists \_\_\_\_\_ 10 vs. Gardner-Webb (12/6/17)  
Steals \_\_\_\_\_ 4 (2x) last at UConn (12/23/16)  
Blocks \_\_\_\_\_ 1 (3x) last vs. Norfolk State (11/10/17)  
Minutes \_\_\_\_\_ 35 at Dayton (11/29/17)

**AUGUST 2017 ITALY TOUR:** Averaged 3.5 points, 7.0 assists, 4.0 rebounds, 2.8 steals and 0.5 blocks on the four-game Italy Tour ... shot 50 percent from the field and 13 of his 16 rebounds were on the defensive boards ... double-double with 10 points and a game-high 10 assists with three steals and a rebound vs. BC Silute of Lithuania ... 10 rebounds, five assists, two points and a block vs. Stella Azzurra ... six assists, six steals, three rebounds and a block vs. Veneto Select ... seven assists, two points, two rebounds and two steals vs. Italy All-Stars.

**HIGH SCHOOL AND PERSONAL DATA:** Consensus four-star signee ... ranked No. 54 overall by Rivals ... two-time first-team All-State ... ranked averaged 27 points, 10.1 assists, 5.7 rebounds and 3.7 steals in leading Pebblebrook to a 23-10 record as a senior in 2015-16 under coach George Washington ... he shot 49 percent from the floor and 48.9 percent (85-of-174) from 3-point range ... in back-to-back seasons, led Pebblebrook to the Class 6A state championship game ... selected to the American Family Insurance High School Slam Dunk and 3-Point Championships in Pearland, Texas ... rated as a consensus four-star by ESPN, 247Sports, Rivals and Scout ... scored 14 points playing alongside fellow Auburn signee Mustapha Heron in the historic Kentucky Derby Festival Basketball Classic in Freedom Hall in Louisville, Ky. in the All-Star game in April as his team won 144-132 ... he had 24 points at halftime and scored 12 in the third quarter of the game named the MVP of the prestigious Peach Jam in 2015, leading his Georgia Stars AAU team to the championship with a game-high 34 points, eight assists and four rebounds in a 104-77 win over the St. Louis Eagles ... averaged 21 points and seven assists as a junior leading Pebblebrook to a school record wins with a 27-6 record in 2014-15 ... led the Georgia Stars to an 8-0 record in a Las Vegas tournament in July 2015 and as the Stars finished ranked No. 1 in the country ... an honors student, finished high school with a 3.7 GPA ... full name is Jared Lamar Harper ... son of Patrick and Erica Harper ... studying in Harbert College of Business ... signed national letter of intent on Nov. 12, 2015.

2017-18 HARPER GAME-BY GAME

Opp.	Start	Min.	FG-A	3FG-A	FT-A	O-D-T	PF	A	TO	BLK	STL	PTS
Norfolk St.	*	21	3-5	3-3	4-4	1-1-2	2	3	1	1	2	13
Indiana St.	*	30	3-10	1-3	2-4	0-1-1	1	7	1	0	0	9
Temple	*	33	3-12	1-6	4-4	0-3-3	1	7	2	0	2	11
Hofstra	*	20	5-6	3-3	0-2	1-2-3	5	1	1	0	1	13
Winthrop	*	25	2-4	1-3	2-2	0-1-1	0	7	2	0	2	7
Dayton	*	35	2-9	2-7	5-6	0-1-1	2	3	1	0	0	11
G. Mason	*	24	3-10	3-6	3-3	0-4-4	2	3	1	0	1	12
GWU	*	27	2-7	1-4	0-2	3-2-5	0	10	3	0	1	5
UAB	*	34	5-14	3-6	8-11	1-1-2	2	5	3	0	1	21
MTSU	*	32	3-5	3-5	7-9	0-1-1	2	7	5	0	1	16
Murray St.	*	33	4-9	4-6	5-5	1-5-6	1	4	3	0	0	17
UConn	*	28	3-8	3-7	2-2	0-1-1	1	7	1	0	0	11
Cornell	*	28	4-8	1-4	3-3	0-2-2	1	7	1	0	0	12
Tennessee	*	29	4-13	0-5	10-11	0-3-3	1	3	0	0	2	18
Arkansas	*	29	3-9	1-3	7-9	0-1-1	1	8	2	0	2	14
Ole Miss												
Miss. St.												
Alabama												
Georgia												
Missouri												
LSU												
Ole Miss												
Vanderbilt												
Texas A&M												
Georgia												
Kentucky												
S. Carolina												
Alabama												
Florida												
Arkansas												
S. Carolina												
Totals												

HARPER'S CAREER STATISTICS

Year	GP-GS	Min-Avg	FG-FGA	Pct	3FG-A	Pct	FT-FTA	Pct	Off-Def-Tot--Avg	PF-FO	Ast	TO	Blk	Stl	Pts	Avg
2016-17	32-30	774-24.2	104-270	.385	54-157	.344	103-146	.705	10-52-62--1.9	57-1	95	49	2	37	365	11.4
2017-18	15-15	428-28.5	49-129	.380	30-71	.423	62-77	.805	7-29-36--2.4	22-1	83	28	0	16	190	12.7
<b>TOTAL</b>	<b>47-45</b>	<b>1202-25.6</b>	<b>153-399</b>	<b>.383</b>	<b>84-228</b>	<b>.368</b>	<b>165-223</b>	<b>.740</b>	<b>17-81-98--2.1</b>	<b>79-2</b>	<b>178</b>	<b>77</b>	<b>2</b>	<b>53</b>	<b>555</b>	<b>11.8</b>

PLAYER BIOS



**BRYCE BROWN**

**2**

**Guard • Jr.**

**6-3 • 198**

**Stone Mountain, Ga.**

**Tucker HS**

**CAREER HIGHS**

Points \_\_\_\_\_ 31 vs. Norfolk State (11/10/17)  
 Rebounds \_\_\_\_\_ 6 (3x) last vs. LSU (1/18/17)  
 Field Goals \_\_\_\_\_ 12 vs. Norfolk State (11/10/17)  
 Field Goals Att. \_\_\_\_\_ 18 at Arkansas (2/17/16)  
 3-Pt. Field Goals \_\_\_\_\_ 9 at Arkansas (2/17/16)  
 3-Pt. Field Goals Att. \_\_\_\_\_ 14 at Arkansas (2/17/16)  
 Free Throws \_\_\_\_\_ 6 (2x) last vs. Georgia (2/24/16)  
 Free Throws Att. \_\_\_\_\_ 8 (2x) last vs. Norfolk State (11/10/17)  
 Assists \_\_\_\_\_ 5 (2x) last vs. Middle Tennessee (12/16/17)  
 Steals \_\_\_\_\_ 3 (6x) last at Dayton (11/29/17)  
 Blocks \_\_\_\_\_ 2 (2x) last vs. Boston College (12/12/16)  
 Minutes \_\_\_\_\_ 36 (2x) last vs. Middle Tennessee (12/16/17)

**AUGUST 2017 ITALY TOUR:** Averaged a team-best 18.3 points, 2.8 rebounds, 2.5 steals and 1.0 assist in the four-game Italy Tour ... shot 50 percent from the field, 47.2 percent (17-of-36) from 3-point range and 75 percent from the foul line ... game-high 21 points on 4-of-11 3-pointers and four steals vs. Veneto Select ... game-high 20 points on 6-of-10 3-pointers vs. BC Silute of Lithuania ... 20 points on 5-of-9 treys with six rebounds and five steals vs. Italy All-Stars ... 12 points, 5 rebounds vs. Stella Azzurra.

**HIGH SCHOOL AND PERSONAL DATA:** Averaged 25 points, 6 rebounds and 4 assists as a senior at Tucker High School under coach James Hartry ... averaged 18 points and five assists as a junior ... teammates with Auburn junior Tahj Shamsid-Deen at Columbia High School in Decatur, Ga., as a sophomore in 2012-13 ... went to Columbia High School as a sophomore and junior and went to back-to-back state championships ... impressed the Auburn coaching staff when he attended Coach Bruce Pearl's Elite Camp in 2014 ... full name is Bryce Wade Brown ... son of Cedric and Donna Brown ... father, Cedric, and brother, Blake, played football at Clark Atlanta ... studying in College of Liberal Arts ... signed national letter of intent on Nov. 14, 2014.

**2017-18 BROWN GAME-BY GAME**

Opp.	Start	Min.	FG-A	3FG-A	FT-A	O-D-T	PF	A	TO	BLK	STL	PTS
Norfolk St.	*	27	12-16	4-8	3-3	2-2-4	0	1	1	0	1	31
Indiana St.	*	30	5-14	0-7	5-6	0-2-2	1	2	2	1	0	15
Temple	*	33	3-15	3-11	1-2	0-4-4	3	4	0	0	1	10
Hofstra	*	34	5-12	3-8	4-4	1-1-2	1	0	1	0	0	17
Winthrop	*	25	7-12	6-9	1-1	0-1-1	3	3	0	0	0	21
Dayton	*	36	4-12	3-8	0-0	1-0-1	2	2	2	0	3	11
G. Mason	*	33	5-14	2-9	4-5	1-2-3	2	3	2	1	1	16
GWU	*	28	2-13	2-8	0-0	2-3-5	0	2	3	0	2	6
UAB	*	35	8-14	6-9	5-7	3-0-3	2	3	1	0	1	27
MTSU	*	36	3-12	1-8	2-3	0-2-2	1	5	5	1	2	9
Murray St.	*	35	5-13	3-9	2-3	0-0-0	3	2	0	1	0	15
UConn	*	31	2-10	2-8	2-2	0-1-1	1	2	0	1	1	8
Cornell	*	25	7-12	4-8	1-1	0-3-3	3	4	3	0	0	19
Tennessee	*	35	6-17	5-12	1-2	2-0-2	1	2	1	0	0	18
Arkansas	*	30	4-9	3-6	2-2	0-0-0	3	1	0	0	0	13
Ole Miss												
Miss. St.												
Alabama												
Georgia												
Missouri												
LSU												
Ole Miss												
Vanderbilt												
Texas A&M												
Georgia												
Kentucky												
S. Carolina												
Alabama												
Florida												
Arkansas												
S. Carolina												
Totals												

**BROWN'S CAREER STATISTICS**

Year	GP-GS	Min-Avg	FG-FGA	Pct	3FG-A	Pct	FT-FTA	Pct	Off-Def-Tot--Avg	PF-FO	Ast	TO	Blk	Stl	Pts	Avg
2015-16	30-11	742-24.7	93-274	.339	78-121	.370	38-46	.826	15-40-55--1.8	73-2	20	31	0	11	302	10.1
2016-17	28-13	592-21.1	68-189	.360	56-140	.400	18-27	.667	12-43-55--2.0	49-0	35	26	6	28	210	7.5
2017-18	15-15	473-31.5	78-195	.400	47-128	.367	33-41	.805	12-21-33--2.2	26-0	36	21	5	12	236	15.7
<b>TOTAL</b>	<b>73-39</b>	<b>1807-24.8</b>	<b>239-658</b>	<b>.363</b>	<b>181-479</b>	<b>.378</b>	<b>89-114</b>	<b>.781</b>	<b>39-104-143--2.0</b>	<b>148-2</b>	<b>91</b>	<b>78</b>	<b>11</b>	<b>51</b>	<b>748</b>	<b>10.2</b>

PLAYER BIOS



DANJEL PURIFOY

3

Forward • So.

6-7 • 230

Centreville, Ala.

Hargrave Military Academy

CAREER HIGHS

Points \_\_\_\_\_ 27 (2x) last vs. Boston College (12/12/16)  
 Rebounds \_\_\_\_\_ 15 at UConn (12/23/16)  
 Field Goals \_\_\_\_\_ 9 vs. Coastal Carolina (12/15/16)  
 Field Goals Att. \_\_\_\_ 14 (2x) last vs. Coastal Carolina (12/15/16)  
 3-Pt. Field Goals \_\_\_\_\_ 5 vs. Coastal Carolina (12/15/16)  
 3-Pt. Field Goals Att. \_\_\_\_\_ 10 vs. Coastal Carolina (12/15/16)  
 Free Throws \_\_\_\_\_ 8 vs. Georgia State (11/14/16)  
 Free Throws Att. \_\_\_\_\_ 10 vs. Georgia State (11/14/16)  
 Assists \_\_\_\_\_ 9 vs. USC Upstate (11/29/16)  
 Steals \_\_\_\_\_ 3 (6x) last at Texas A&M (2/18/17)  
 Blocks \_\_\_\_\_ 1 (5x) last vs. Missouri (3/8/17)  
 Minutes \_\_\_\_\_ 39 vs. Missouri (3/8/17)

**AUGUST 2017 ITALY TOUR:** Averaged 12.5 points, 7.5 rebounds, 3.0 steals and 2.0 assists on the four-game Italy Tour ... shot 48.3 percent (14-of-29) from the field and made all 20 of his free throw attempts ... just missed a double-double with 19 points and nine rebounds, five steals, three assists and a block vs. Veneto Select ... went 4-of-8 from the field and 10-of-10 from the foul line vs. Veneto Select while four of his nine boards were offensive ... 14 points on 6-of-10 field goals, seven rebounds, two assists and two steals ... 10 points on 2-of-4 3-pointers, seven rebounds and two steals vs. Stella Azzurra ... seven points, seven rebounds, three assists and three steals vs. Italy All-Stars.

**HIGH SCHOOL AND PERSONAL DATA:** Four-star small forward by ESPN, Rivals, Scout and 247Sports ... ranked ninth among all small forwards and 48th overall by 247Sports ... ranked as the nation's No. 12 small forward and the top player in Alabama by 247 Sports ... averaged 25 points, 11 rebounds, five blocks and 20 deflections a game at Hargrave Military Academy under coach A.W. Hamilton in 2014-15 ... averaged 17.7 points and 6.1 rebounds per game at Bibb County as a junior ... full name is Danjel Kevon Purifoy ... son of Waukesha Evans ... studying in College of Liberal Arts ... signed national letter of intent on Nov. 12, 2014.

2017-18 PURIFOY GAME-BY GAME

Opp.	Start	Min.	FG-A	3FG-A	FT-A	O-D-T	PF	A	TO	BLK	STL	PTS
Norfolk St.			-dnp-									
Indiana St.			-dnp-									
Temple			-dnp-									
Hofstra			-dnp-									
Winthrop			-dnp-									
Dayton			-dnp-									
G. Mason			-dnp-									
GWU			-dnp-									
UAB			-dnp-									
MTSU			-dnp-									
Murray St.			-dnp-									
UConn			-dnp-									
Cornell			-dnp-									
Tennessee			-dnp-									
Arkansas			-dnp-									
Ole Miss												
Miss. St.												
Alabama												
Georgia												
Missouri												
LSU												
Ole Miss												
Vanderbilt												
Texas A&M												
Georgia												
Kentucky												
S. Carolina												
Alabama												
Florida												
Arkansas												
S. Carolina												
Totals												

PURIFOY'S CAREER STATISTICS

Year	GP-GS	Min-Avg	FG-FGA	Pct	3FG-A	Pct	FT-FTA	Pct	Off-Def-Tot--Avg	PF-FO	Ast	TO	Blk	Stl	Pts	Avg
2016-17	29-25	831-28.7	97-244	.398	59-160	.369	80-91	.879	28-108-136--4.7	65-0	51	45	5	41	333	11.5
2017-18	-	-	-	-	-	-	-	-	-	-	-	-	-	-	-	-
<b>TOTAL</b>	<b>29-25</b>	<b>831-28.7</b>	<b>97-244</b>	<b>.398</b>	<b>59-160</b>	<b>.369</b>	<b>80-91</b>	<b>.879</b>	<b>28-108-136--4.7</b>	<b>65-0</b>	<b>51</b>	<b>45</b>	<b>5</b>	<b>41</b>	<b>333</b>	<b>11.5</b>

PLAYER BIOS



CHUMA OKEKE

4

Forward • Fr.  
6-8 • 230  
Atlanta, Ga.  
Westlake HS

CAREER HIGHS

Points \_\_\_\_\_ 15 at Dayton (11/29/17)  
Rebounds \_\_\_\_\_ 10 vs. Cornell (12/30/17)  
Field Goals \_\_\_\_\_ 6 vs. Middle Tennessee (12/16/17)  
Field Goals Att. \_\_\_\_\_ 11 vs. Indiana State (11/16/17)  
3-Pt. Field Goals \_\_\_\_\_ 3 (2x) last at Tennessee (1/2/18)  
3-Pt. Field Goals Att. \_\_\_ 5 (2x) last vs. Gardner-Webb (12/6/17)  
Free Throws \_\_\_\_\_ 4 (2x) last vs. Cornell (12/30/17)  
Free Throws Att. \_\_\_\_\_ 6 vs. Cornell (12/30/17)  
Assists \_\_\_\_\_ 4 at Tennessee (1/2/18)  
Steals \_\_\_\_\_ 3 vs. Indiana State (11/16/17)  
Blocks \_\_\_\_\_ 2 vs. Cornell (12/30/17)  
Minutes \_\_\_\_\_ 27 at Dayton (11/29/17)

**AUGUST 2017 ITALY TOUR:** Only Tiger to average a double-double with 11.0 points, a team-high 12.5 rebounds, 2.0 assists, 2.0 steals and 1.0 blocks on the four-game Italy Tour ... recorded double-doubles in each of the final three games ... of his team-leading 50 rebounds, 22 were on the offensive glass ... shot 47.2 percent (17-of-36) from the field and 57.9 percent (11-of-19) from the foul line ... incredible performance in the tour's finale with 10 points and a game-high 20 rebounds with four blocks and four assists vs. Italy All-Stars ... 13 points (6-of-10 fgs), a team-best 11 rebounds, two steals and an assist vs. BC Silute of Lithuania ... 13 points (5-of-11 fgs), 10 rebounds, five steals and two assists vs. Veneto Select ... eight points, nine rebounds, an assist and steal vs. Stella Azzurra.

**HIGH SCHOOL AND PERSONAL DATA:** Consensus four-star prospect ... MaxPreps All-American selection as a senior in 2016-17 ... ranked 44th nationally by Scout, 48th by ESPN, 55th by Rivals, 56th by 247Sports and 61st by ESPN ... as a junior, led Westlake to the 2016 Georgia Class 6A state championship for the first time since 2002 with a 68-58 overtime win over Pebblebrook ... Westlake trailed by 10 points at the half ... MaxPreps Junior All-America honorable mention selection in 2015-16 ... averaged 24.4 points, 15.0 rebounds, 3.1 assists, 2.4 steals and 1.0 block in only 11.7 minutes per game as a senior in helping Westlake to an 18-11 record overall, 9-1 in the region, under coach Darron Rogers in 2016-17 ... shot 71 percent (137-of-192) from the field, 70.0 percent (14-of-20) from 3-point range and 69.5 percent (132-of-190) from the foul line ... averaged 9.6 offensive rebounds per game ... 35 points and 17 rebounds at the Cancer Research Classic on Jan. 11, 2017 ... 35 points and 24 rebounds in an 89-83 triple overtime loss to Newton in the state playoffs on Feb. 24 ... 36 points, 28 rebounds and 5 assists in 85-76 win over Pebblebrook on Jan. 31 ... 40 points, 20 rebounds and 6 assists in 80-78 overtime win at Pebblebrook on Jan. 13 ... 35 points and 17 rebounds in a 76-73 loss to Gonzaga of Washington, D.C., on Jan. 7 ... 32 points and 18 rebounds in 72-63 victory over Southwest Atlanta Christian on Dec. 3 ... 23 points and 13 rebounds vs. Douglas County on Nov. 17 ... 8 points, 16 rebounds and 4 assists in 63-52 win over East Coweta on Jan. 20 ... 26 points and 12 rebounds in 67-63 win at Campbell on Jan. 17 ... 19 points and 23 rebounds in 58-56 loss to Lafayette Christian Academy on Dec. 21 ... 25 points and 17 rebounds in 82-66 win at East Coweta on Dec. 1 ... 26 points and 16 rebounds in 83-46 win vs. North Clayton on Nov. 29 ... 19 points, 17 rebounds and 8 assists vs. Rockdale on Jan. 16 ... averaged 22.7 points and 7.5 rebounds as a sophomore in 2014-15.

2017-18 OKEKE GAME-BY GAME

Opp.	Start	Min.	FG-A	3FG-A	FT-A	O-D-T	PF	A	TO	BLK	STL	PTS
Norfolk St.		20	2-3	0-1	1-4	1-4-5	2	0	0	1	0	5
Indiana St.		19	4-11	2-3	1-2	2-4-6	4	1	0	1	3	11
Temple		21	4-6	2-4	1-1	1-3-4	3	1	1	0	0	11
Hofstra		21	1-5	0-0	4-4	3-3-6	1	1	1	0	1	6
Winthrop		25	4-9	2-5	1-1	0-5-5	2	2	0	0	1	11
Dayton		27	5-6	3-4	2-2	3-5-8	2	1	1	0	1	15
G. Mason		25	2-6	0-1	3-4	5-3-8	2	3	1	1	0	7
GWU		23	2-7	1-5	0-0	3-2-5	3	2	2	0	1	5
UAB		19	1-4	1-3	0-0	1-2-3	2	0	1	0	1	3
MTSU		20	6-8	1-1	1-1	2-3-5	1	1	0	0	1	14
Murray St.		20	1-7	0-2	0-0	2-4-6	3	0	1	1	0	2
UConn		16	2-4	0-1	2-2	4-4-8	0	2	1	1	0	6
Cornell		19	3-6	0-1	4-6	4-6-10	0	1	0	2	0	10
Tennessee		22	4-7	3-4	0-0	4-1-5	5	4	0	1	2	11
Arkansas		19	4-8	2-4	0-0	1-5-6	0	1	2	0	0	10
Ole Miss												
Miss. St.												
Alabama												
Georgia												
Missouri												
LSU												
Ole Miss												
Vanderbilt												
Texas A&M												
Georgia												
Kentucky												
S. Carolina												
Alabama												
Florida												
Arkansas												
S. Carolina												
Totals												

OKEKE'S CAREER STATISTICS

Year	GP-GS	Min-Avg	FG-FGA	Pct	3FG-A	Pct	FT-FTA	Pct	Off-Def-Tot--Avg	PF-FO	Ast	TO	Blk	Stl	Pts	Avg
2017-18	15-0	316-21.1	45-97	.464	17-39	.436	20-27	.741	36-54-90--6.0	30-1	20	11	8	11	127	8.5
<b>TOTAL</b>	<b>15-0</b>	<b>316-21.1</b>	<b>45-97</b>	<b>.464</b>	<b>17-39</b>	<b>.436</b>	<b>20-27</b>	<b>.741</b>	<b>36-54-90--6.0</b>	<b>30-1</b>	<b>20</b>	<b>11</b>	<b>8</b>	<b>11</b>	<b>127</b>	<b>8.5</b>

PLAYER BIOS



MUSTAPHA HERON

5

Guard • So.  
6-5 • 218  
Waterbury, Conn.  
Sacred Heart HS

CAREER HIGHS

Points \_\_\_\_\_ 31 vs. Winthrop (11/24/17)  
Rebounds \_\_\_\_\_ 14 vs. Missouri (3/8/17)  
Field Goals \_\_\_\_\_ 11 vs. Winthrop (11/24/17)  
Field Goals Att. \_\_\_\_\_ 17 (2x) last vs. Winthrop (11/24/17)  
3-Pt. Field Goals \_\_\_\_\_ 4 vs. Georgia (12/29/16)  
3-Pt. Field Goals Att. \_\_\_\_\_ 7 (3x) last vs. George Mason (12/3/17)  
Free Throws \_\_\_\_\_ 9 vs. Boston College (12/12/16)  
Free Throws Att. \_\_\_\_\_ 10 (2x) last vs. Cornell (12/30/17)  
Assists \_\_\_\_\_ 5 vs. Norfolk State (11/10/17)  
Steals \_\_\_\_\_ 4 vs. Oklahoma (12/21/16)  
Blocks \_\_\_\_\_ 2 (2x) last at South Carolina (1/24/17)  
Minutes \_\_\_\_\_ 36 (2x) last vs. Missouri (3/8/17)

**AUGUST 2017 ITALY TOUR:** Averaged 14.3 points, 5.0 rebounds, 4.0 rebounds, 1.3 assists and 1.0 steal in three games on the four-game Italy Tour ... shot 50 percent from the field, 40 percent (4-of-10) from 3-point range and 83.3 percent (5-of-6) from the foul line ... of his 15 rebounds, six were on the offensive glass ... game-high 21 points (9-of-14 fgs, 3-of-5 3fgs), five rebounds, two steals, two assists and a block vs. Italy All-Stars ... 13 points (4-of-6 fgs, 1-of-2 3fgs, 4-of-4 fts) vs. Stella Azzurra ... nine points and nine rebounds (five offensive), an assist and steal vs. BC Silute of Lithuania ... did not play vs. Veneto Select.

**HIGH SCHOOL AND PERSONAL DATA:** Consensus five-star prospect ... ranked 17th overall by Scout, 19th by Rivals.com, 23rd by 247Sports and 26th by ESPN.com ... rated as the No. 3 small forward in the nation by Scout ... three-time All-State selection ... averaged 30 points and 8 rebounds as a senior at Sacred Heart in 2015-16 ... scored 79 points in his final two high school games, leading Sacred Heart to its third consecutive Connecticut state championship and a 54-game winning streak under coach Jon Carroll ... one of only two players to earn back-to-back Player of the Year honors along with Kris Dunn, the fifth overall pick of the 2016 NBA Draft by the Minnesota Timberwolves ... scored 32 points and was named MVP of the historic Kentucky Derby Festival Basketball Classic in Freedom Hall in Louisville, Ky. in the All-Star game in April as his team won 144-132, playing alongside fellow Auburn signee Jared Harper ... he had 18 points at halftime and scored 11 in the third quarter of the game ... scored 31 points two weeks later at the Ballislife All-American Game, an All-Star showcase in California ... played with the New York RENS in AAU playing all three guard positions ... in the summer 2015, averaged 20 points and nine rebounds as the RENS went 55-5, winning five of the six tournaments it played throughout the country ... played in Treviso, Italy, for the U18 U.S. Select Team against a U20 team from France, a U19 team from Greece and a EuroCamp All-Star team that included six players who declared for the 2015 NBA Draft and went 3-0 ... the only junior to win the New Haven Register All-State Player of the Year in 2014-15 ... averaged 22 points and 5.3 rebounds as a junior at Sacred Heart in 2014-15, leading the school to a second-straight Connecticut Class S state championship title and an undefeated 28-0 record ... prior to his arrival as a sophomore, Sacred Heart went three straight seasons without making the playoffs ... four players from the New York RENS signed college scholarships along with Heron, Rawle Alkins (Arizona), Devonte Green (Indiana), Tyrone Cohen (Holy Cross), Kai Mitchell (Iona) and Tyrique Jones (Xavier) ... wants to study communications and go into broadcasting to be an analyst on TV ... full name is Mustapha Heron ... son of Bryan and Thalia Heron ... two brothers, Tyrn Flowers, who is a 6-foot-7 freshman forward at UMass, and Charles Raheem Solomon ... father, Bryan, averaged 14.4 points and 6.6 rebounds at Central Connecticut State from 1985-89 and played professional basketball in Europe ... studying in College of Liberal Arts ... signed national letter of intent on Nov. 12, 2015.

2017-18 HERON GAME-BY GAME

Opp.	Start	Min.	FG-A	3FG-A	FT-A	O-D-T	PF	A	TO	BLK	STL	PTS
Norfolk St.	*	25	4-10	0-3	2-2	0-2-2	0	5	0	0	1	10
Indiana St.	*	25	3-12	1-3	4-6	1-5-6	3	1	2	0	1	11
Temple	*	30	3-13	1-7	1-2	1-3-4	1	0	2	0	1	8
Hofstra	*	29	8-13	1-4	5-6	0-4-4	3	1	5	0	3	22
Winthrop	*	27	11-17	2-4	7-7	2-8-10	5	0	2	0	3	31
Dayton	*	27	7-13	2-3	5-8	0-7-7	3	1	0	0	0	21
G. Mason	*	33	6-13	2-7	5-6	2-6-8	2	1	5	0	1	19
GWU	*	9	1-2	1-1	2-2	0-1-1	0	0	0	0	1	5
UAB			-dnp-									
MTSU	*	28	4-7	1-2	7-9	2-4-6	3	1	2	0	3	16
Murray St.	*	29	5-12	1-3	5-5	1-7-8	3	1	2	0	1	16
UConn	*	22	5-15	1-4	2-2	3-4-7	2	0	2	0	0	13
Cornell	*	23	4-10	1-3	8-10	1-3-4	2	0	3	0	1	17
Tennessee	*	31	4-14	0-4	8-9	2-3-5	3	1	3	0	2	16
Arkansas	*	28	7-14	3-4	0-1	2-4-6	1	0	1	0	0	17
Ole Miss												
Miss. St.												
Alabama												
Georgia												
Missouri												
LSU												
Ole Miss												
Vanderbilt												
Texas A&M												
Georgia												
Kentucky												
S. Carolina												
Alabama												
Florida												
Arkansas												
S. Carolina												
Totals												

HERON'S CAREER STATISTICS

Year	GP-GS	Min-Avg	FG-FGA	Pct	3FG-A	Pct	FT-FTA	Pct	Off-Def-Tot--Avg	PF-FO	Ast	TO	Blk	Stl	Pts	Avg
2016-17	32-32	901-28.2	152-344	.442	44-104	.423	137-178	.770	52-143-195--6.1	87-2	43	77	6	27	485	15.2
2017-18	14-14	366-26.1	72-165	.436	17-52	.327	61-75	.813	17-61-78--5.6	31-1	12	29	0	18	222	15.9
<b>TOTAL</b>	<b>46-46</b>	<b>1267-27.5</b>	<b>224-509</b>	<b>.440</b>	<b>61-156</b>	<b>.391</b>	<b>198-253</b>	<b>.783</b>	<b>69-204-273--5.9</b>	<b>118-3</b>	<b>55</b>	<b>106</b>	<b>6</b>	<b>45</b>	<b>707</b>	<b>15.4</b>



PLAYER BIOS



DAVION MITCHELL

10

**Guard • Fr.**  
**6-1 • 200**  
**Hinesville, Ga.**  
**Liberty County HS**

CAREER HIGHS

Points \_\_\_\_\_ 10 (2x) last vs. UConn (12/23/17)  
 Rebounds \_\_\_\_\_ 4 vs. Norfolk State (11/10/17)  
 Field Goals \_\_\_\_\_ 4 (3x) last vs. UConn (12/23/17)  
 Field Goals Att. \_\_\_\_\_ 7 vs. George Mason (12/3/17)  
 3-Pt. Field Goals \_\_\_\_\_ 2 (2x) last vs. UConn (12/23/17)  
 3-Pt. Field Goals Att. \_\_\_\_\_ 4 (3x) last vs. UConn (12/23/17)  
 Free Throws \_\_\_\_\_ 4 (2x) last vs. Winthrop (11/24/17)  
 Free Throws Att. \_\_\_\_\_ 5 vs. Norfolk State (11/10/17)  
 Assists \_\_\_\_\_ 5 vs. Winthrop (11/24/17)  
 Steals \_\_\_\_\_ 1 (3x) last vs. UConn (12/23/17)  
 Blocks \_\_\_\_\_ -  
 Minutes \_\_\_\_\_ 25 vs. Hofstra (11/19/17)

**AUGUST 2017 ITALY TOUR:** Averaged 5.0 points, 2.8 assists, 2.3 steals and 1.3 rebounds on the four-game Italy Tour ... shot 33.3 percent (6-of-18) from the field, 40 percent (2-of-5) from 3-point range and 75 percent (6-of-8) from the foul line ... had the second-most assists on the team behind Jared Harper ... 10 points (3-of-8 fgs, 1-of-3 3fgs, 3-of-4 fts), two rebounds, two assists and two steals vs. Veneto Select ... six points, five assists and five steals vs. Italy All-Stars ... two points, three rebounds and two assists vs. BC Silute of Lithuania ... two points, two assists and two steals vs. Stella Azzurra.

**HIGH SCHOOL AND PERSONAL DATA:** Consensus four-star prospect ... ranked 33rd nationally by 247Sports, 45th by Scout, 55th by Rivals and 61st by ESPN ... led Liberty County to its first Georgia Class 4A state championship as a junior in 2015-16, defeating defending state champion Jonesboro, 58-52, under coach Julian Stokes ... averaged 24.2 points, 7.1 assists, 3.6 rebounds and 2.9 steals per game as a junior, earning Savannah Morning News Boys Basketball Player of the Year honors ... shot 41 percent (103-of-250) from 3-point range ... scored 23 points, 21 of them coming on seven 3-pointers, against Newton in the Holiday Hoopsgiving Tournament in Atlanta on Nov. 25, 2016 ... averaged 23.8 points, 5.3 rebounds, 5.2 assists and 2.5 steals per game as a senior in leading Liberty County to a 22-6 record overall, 9-1 in the region ... shot 50 percent from the field, 43 percent (70-of-164) from 3-point range and 68 percent from the free throw line ... had a 2.36 assist/turnover ratio (104 to 44) ... scored in double figures in all 28 games as a senior, including 14 games with 20 or more points ... scored a season-high 42 points on 14-of-31 field goals, 10-of-20 3s and 4-of-6 free throws in a 120-81 victory over Bradwell Institute ... 34 points on 10-of-14 treys in an 83-54 win over Tattnall County ... 31 points on 4-of-7 3s in an 83-75 victory over Jenkins ... 29 points on 4-of-8 3s in 89-72 win over Islands ... 20 points and a season-high 10 assists in a 111-79 win over Pierce County ... MaxPreps Junior All-America third-team selection in 2015-16.

2017-18 MITCHELL GAME-BY GAME

Opp.	Start	Min.	FG-A	3FG-A	FT-A	O-D-T	PF	A	TO	BLK	STL	PTS
Norfolk St.	21	2-5	0-1	4-5	0-4-4	2	3	3	0	0	0	8
Indiana St.	21	0-0	0-0	3-4	0-2-2	4	3	2	0	0	0	3
Temple	17	1-3	0-1	0-0	1-0-1	1	1	0	0	0	0	2
Hofstra	25	4-5	1-2	0-0	0-1-1	2	3	3	0	1	1	9
Winthrop	22	2-3	1-1	4-4	0-0-0	1	5	1	0	1	1	9
Dayton	9	0-0	0-0	1-2	0-0-0	3	1	1	0	0	0	1
G. Mason	21	4-7	2-4	0-0	0-1-1	0	1	1	0	0	0	10
GWU	21	2-5	1-3	3-4	1-2-3	3	1	1	0	0	0	8
UAB	20	0-2	0-0	0-0	0-1-1	2	1	1	0	0	0	0
MTSU	15	0-5	0-4	0-0	1-1-2	2	3	0	0	0	0	0
Murray St.	13	0-0	0-0	0-0	0-0-0	2	0	1	0	1	0	0
UConn	15	4-6	2-4	0-1	1-1-2	4	4	1	0	1	10	
Cornell	19	2-3	1-2	0-0	0-2-2	4	2	0	0	0	0	5
Tennessee	16	2-4	0-2	2-2	2-0-2	5	3	2	0	1	6	
Arkansas	23	3-3	0-0	0-0	0-1-1	0	3	2	0	0	6	
Ole Miss												
Miss. St.												
Alabama												
Georgia												
Missouri												
LSU												
Ole Miss												
Vanderbilt												
Texas A&M												
Georgia												
Kentucky												
S. Carolina												
Alabama												
Florida												
Arkansas												
S. Carolina												
Totals												

MITCHELL'S CAREER STATISTICS

Year	GP-GS	Min-Avg	FG-FGA	Pct	3FG-A	Pct	FT-FTA	Pct	Off-Def-Tot--Avg	PF-FO	Ast	TO	Blk	Stl	Pts	Avg
2017-18	15-0	27.8-18.5	26-51	.510	8-24	.333	17-22	.773	6-16-22--1.5	35-1	34	19	0	5	77	5.1
<b>TOTAL</b>	<b>15-0</b>	<b>27.8-18.5</b>	<b>26-51</b>	<b>.510</b>	<b>8-24</b>	<b>.333</b>	<b>17-22</b>	<b>.773</b>	<b>6-16-22--1.5</b>	<b>35-1</b>	<b>34</b>	<b>19</b>	<b>0</b>	<b>5</b>	<b>77</b>	<b>5.1</b>

PLAYER BIOS



**DEVONTAE WILLIAMS**

**12**

**Guard • So.**  
**6-4 • 215**  
**Opp, Ala.**  
**Opp HS**

**CAREER HIGHS**

Points \_\_\_\_\_ 1 vs. UConn (12/23/17)  
 Rebounds \_\_\_\_\_ 1 vs. Winthrop (11/24/17)  
 Field Goals \_\_\_\_\_ -  
 Field Goals Att. \_\_\_\_\_ 1 vs. Cornell (12/30/17)  
 3-Pt. Field Goals \_\_\_\_\_ -  
 3-Pt. Field Goals Att. \_\_\_\_\_ -  
 Free Throws \_\_\_\_\_ 1 vs. UConn (12/23/17)  
 Free Throws Att. \_\_\_\_\_ 2 vs. UConn (12/23/17)  
 Assists \_\_\_\_\_ 1 vs. Winthrop (11/24/17)  
 Steals \_\_\_\_\_ -  
 Blocks \_\_\_\_\_ -  
 Minutes \_\_\_\_\_ 3 (2x) last vs. Cornell (12/30/17)

**HIGH SCHOOL AND PERSONAL DATA:** Graduated Salutatorian from Opp High School ... averaged 20 points, 11 rebounds and four assists per game while on the court ... named the Bryant Jordan Scholar-Athlete ... son of Lashae and Bobby Likely ... has two siblings, Brandon and Keyarria ... studying in the College of Human Sciences.

**2017-18 WILLIAMS GAME-BY GAME**

Opp.	Start	Min.	FG-A	3FG-A	FT-A	O-D-T	PF	A	TO	BLK	STL	PTS
Norfolk St.	1	0-0	0-0	0-0	0-0-0	1	0	1	0	0	0	0
Indiana St.	1	0-0	0-0	0-0	0-0-0	0	0	1	0	0	0	0
Temple		-dnp-										
Hofstra		-dnp-										
Winthrop	3	0-0	0-0	0-0	0-1-1	0	1	0	0	0	1	0
Dayton		-dnp-										
G. Mason		-dnp-										
GWU		-dnp-										
UAB		-dnp-										
MTSU		-dnp-										
Murray St.		-dnp-										
UConn	1	0-0	0-0	1-2	0-0-0	0	0	0	0	0	0	1
Cornell	3	0-1	0-0	0-0	0-0-0	0	0	0	0	0	0	0
Tennessee		-dnp-										
Arkansas		-dnp-										
Ole Miss												
Miss. St.												
Alabama												
Georgia												
Missouri												
LSU												
Ole Miss												
Vanderbilt												
Texas A&M												
Georgia												
Kentucky												
S. Carolina												
Alabama												
Florida												
Arkansas												
S. Carolina												
Totals												

**WILLIAMS' CAREER STATISTICS**

Year	GP-GS	Min-Avg	FG-FGA	Pct	3FG-A	Pct	FT-FTA	Pct	Off-Def-Tot--Avg	PF-FO	Ast	TO	Blk	Stl	Pts	Avg
2017-18	5-0	9-1.8	0-1	.000	0-0	.000	1-2	.500	0-1-1--0.2	1-0	1	2	0	0	1	0.2
<b>TOTAL</b>	<b>5-0</b>	<b>9-1.8</b>	<b>0-1</b>	<b>.000</b>	<b>0-0</b>	<b>.000</b>	<b>1-2</b>	<b>.500</b>	<b>0-1-1--0.2</b>	<b>1-0</b>	<b>1</b>	<b>2</b>	<b>0</b>	<b>0</b>	<b>1</b>	<b>0.2</b>

PLAYER BIOS



DESEAN MURRAY

13

Forward • Jr.

6-3 • 225

Stanley, N.C.

Presbyterian College

CAREER HIGHS

Points \_\_\_\_\_ \*34 at Longwood (2/25/16)  
 Rebounds \_\_\_\_\_ \*18 vs. Piedmont (12/19/15)  
 Field Goals \_\_\_\_\_ \*11 (3x) last at Liberty (2/20/16)  
 Field Goals Att. \_\_\_\_\_ \*21 at Marquette (12/27/15)  
 3-Pt. Field Goals \_\_\_\_\_ 3 vs. Gardner-Webb (12/6/17)  
 3-Pt. Field Goals Att. \_\_\_\_\_ 4 (2x) last vs. UAB (12/9/17)  
 Free Throws \_\_\_\_\_ \*14 at Longwood (2/25/16)  
 Free Throws Att. \_\_\_\_\_ \*16 at Longwood (2/25/16)  
 Assists \_\_\_\_\_ \*8 at Longwood (1/14/15)  
 Steals \_\_\_\_\_ 4 (6x) last vs. Gardner-Webb (12/6/17)  
 Blocks \_\_\_\_\_ \*4 at Liberty (1/3/15)  
 Minutes \_\_\_\_\_ \*37 at Gardner-Webb (2/6/16)

\* - while at Presbyterian

**AUGUST 2017 ITALY TOUR:** Averaged 11.0 points, 5.3 rebounds, 1.8 assists, 1.0 steal and 0.5 blocks on the four-game Italy Tour ... shot 66.7 percent (16-of-24) from the field and 80 percent (12-of-15) from the foul line ... 13 of his 21 rebounds came on the offensive glass ... 13 points (5-of-7 fgs, 3-of-4 fts), six rebounds (all offensive) and three assists vs. Stella Azzurra ... 12 points on 5-of-8 field goals, four rebounds, four steals and an assist vs. Veneto Select ... 11 points (4-of-4 fgs, 3-of-3 fts), four rebounds, two assists and a block vs. Italy All-Stars ... eight points, seven rebounds, a block and assist vs. BC Silute.

**HIGH SCHOOL AND PERSONAL DATA:** Lettered in basketball, football, track and soccer ... averaged 22 points and 11 rebounds at East Gaston under coach Eugene Farrar before transferring to Northside Christian Academy for his senior year in 2013-14 under coaches Byron Dinkins, Jeff McInnis and Joe Badget ... helped Northside, along with teammate Davon Bell, a No. 5 national ranking and a Dick's Sporting Good's national tournament in New York ... averaged 18 points and 10 rebounds en route to first-team all-conference and all-state honors ... played AAU basketball for Team Charlotte under coach Jeff McInnis and alongside fellow signee Davon Bell ... Team Charlotte posted a record of 45-6 and was ranked No. 1 in North Carolina ... an honor roll student every quarter, Murray was a member of Spanish and Frisbee Golf Clubs as well as numerous school activities ... full name is DeSean Jajuan Murray ... son of Datari and Berlinda Murray ... studying in College of Liberal Arts ... signed national letter of intent on May 16, 2016.

2017-18 MURRAY GAME-BY GAME

Opp.	Start	Min.	FG-A	3FG-A	FT-A	O-D-T	PF	A	TO	BLK	STL	PTS
Norfolk St.	*	23	5-7	0-0	3-3	1-6-7	2	3	1	1	2	13
Indiana St.	*	24	4-6	2-2	4-4	4-8-12	3	2	4	2	1	14
Temple	*	23	5-11	0-1	0-2	8-3-11	2	2	2	0	0	10
Hofstra	*	24	5-7	0-0	2-3	2-4-6	1	1	2	1	0	12
Winthrop	*	20	5-8	0-1	2-3	2-6-8	2	1	1	1	1	12
Dayton	*	17	0-2	0-0	2-2	2-4-6	3	1	3	0	1	2
G. Mason	*	21	0-3	0-1	1-2	3-5-8	3	1	4	0	1	1
GWU	*	21	8-12	3-4	1-2	3-4-7	2	1	2	0	4	20
UAB	*	30	6-14	1-4	5-5	4-3-7	3	1	1	0	1	18
MTSU	*	21	1-3	0-0	0-0	0-5-5	1	1	5	1	0	2
Murray St.	*	28	7-14	1-3	3-4	5-4-9	1	3	3	2	0	18
UConn	*	22	4-7	0-0	5-5	1-5-6	2	1	0	0	0	13
Cornell	*	19	3-7	0-0	0-0	1-3-4	1	4	1	1	0	6
Tennessee	*	15	2-4	0-0	3-3	3-3-6	4	1	3	0	1	7
Arkansas	*	26	5-8	0-0	5-6	2-6-8	2	2	2	1	2	15
Ole Miss												
Miss. St.												
Alabama												
Georgia												
Missouri												
LSU												
Ole Miss												
Vanderbilt												
Texas A&M												
Georgia												
Kentucky												
S. Carolina												
Alabama												
Florida												
Arkansas												
S. Carolina												
Totals												

MURRAY'S CAREER STATISTICS

Year	GP-GS	Min-Avg	FG-FGA	Pct	3FG-A	Pct	FT-FTA	Pct	Off-Def-Tot--Avg	PF-FO	Ast	TO	Blk	Stl	Pts	Avg
2014-15*	20-20	661-33.0	122-235	.519	1-4	.250	68-115	.591	70-93-163--8.2	55-3	32	54	10	30	313	15.7
2015-16*	31-31	902-29.1	232-427	.543	0-7	.000	163-211	.773	74-154-228--7.4	94-2	53	95	17	62	627	20.2
2017-18	15-15	334-22.3	60-113	.531	7-16	.438	36-44	.818	41-69-110--7.3	32-0	25	34	10	14	163	10.9
<b>TOTAL</b>	<b>66-66</b>	<b>1897-28.7</b>	<b>414-775</b>	<b>.534</b>	<b>8-27</b>	<b>.296</b>	<b>267-370</b>	<b>.722</b>	<b>185-316-503--7.6</b>	<b>181-5</b>	<b>110</b>	<b>183</b>	<b>37</b>	<b>106</b>	<b>1103</b>	<b>16.7</b>

PLAYER BIOS



**MALIK DUNBAR**

**14**

**Guard/Forward • Jr.  
6-6 • 230**

**North Augusta, S.C.  
College of Central Florida**

**CAREER HIGHS**

Points \_\_\_\_\_ \*32 vs. Broward College (12/10/16)  
 Rebounds \_ \*12 (2x) last vs. Florida Southwestern (11/19/16)  
 Field Goals \_\_\_\_\_ \*10 vs. Broward College (12/10/16)  
 Field Goals Att. \_\_\_\_\_ \*17 vs. Broward College (12/10/16)  
 3-Pt. Field Goals \_\_\_\_\_ 3 (4x) last vs. UConn (12/23/17)  
 3-Pt. Field Goals Att. \_\_\_\_\_ \*8 vs. East Florida St. (11/6/15)  
 Free Throws \_\_\_\_\_ \*9 (2x) last vs. Indian River St. (11/11/16)  
 Free Throws Att. \_\_\_\_\_ \*12 vs. Indian River St. (11/11/16)  
 Assists \_\_\_\_\_ \*8 vs. Miami Dade College (11/20/16)  
 Steals \_\_\_\_\_ \*6 vs. Florida St. College (1/6/16)  
 Blocks \_\_\_\_\_ \*4 (2x) last vs. Florida St. College (2/10/16)  
 Minutes \_\_\_\_\_ \*40 (2x) last at Santa Fe College (2/22/17)

\* - while at College of Central Florida

**AUGUST 2017 ITALY TOUR:** Averaged 9.3 points, 5.8 rebounds, 0.5 steals and 0.8 assists on the four-game Italy Tour ... shot 46.7 percent from the field and 66.7 percent (4-of-6) from 3-point range ... 15 points on 3-of-4 3-pointers and three rebounds vs. Italy All-Stars ... 11 points (1-of-1 3s), six rebounds and a block, steal and assist vs. Stella Azzurra ... seven points and 10 rebounds vs. Veneto Select ... four points, four rebounds vs. BC Silute of Lithuania.

**HIGH SCHOOL AND PERSONAL DATA:** Was a South Carolina Class 4A first-team all-state selection as a senior at Spring Valley High School in Columbia in 2014-15 ... son of Trika Mobley ... one of five siblings.

**2017-18 DUNBAR GAME-BY GAME**

Opp.	Start	Min.	FG-A	3FG-A	FT-A	O-D-T	PF	A	TO	BLK	STL	PTS
Norfolk St.		16	2-7	1-3	2-3	0-1-1	2	0	2	0	0	7
Indiana St.		10	2-4	0-2	3-4	0-0-0	4	0	0	0	0	7
Temple		5	0-0	0-0	0-0	1-0-1	0	0	0	0	0	0
Hofstra		11	2-4	1-2	1-2	0-1-1	2	0	0	1	0	6
Winthrop		15	6-8	1-1	0-1	2-1-3	0	2	0	0	0	13
Dayton		9	0-4	0-1	0-0	0-0-0	1	0	1	0	0	0
G. Mason		7	2-2	1-1	0-0	0-0-0	3	0	1	0	0	5
GWU		22	3-8	0-3	1-2	2-2-4	2	0	1	2	0	7
UAB	*	25	4-8	0-1	1-1	2-4-6	3	0	2	0	0	9
MTSU		9	0-1	0-1	0-0	0-0-0	4	0	1	0	0	0
Murray St.		14	3-3	3-3	0-0	0-1-1	1	0	2	3	0	9
UConn		17	4-13	3-7	1-1	2-1-3	1	1	0	0	0	12
Cornell		13	4-8	1-5	0-0	0-5-5	3	0	0	0	1	9
Tennessee		12	1-3	0-2	0-0	0-2-2	2	1	0	0	0	2
Arkansas		11	2-2	1-1	2-2	0-3-3	1	0	0	0	1	7
Ole Miss												
Miss. St.												
Alabama												
Georgia												
Missouri												
LSU												
Ole Miss												
Vanderbilt												
Texas A&M												
Georgia												
Kentucky												
S. Carolina												
Alabama												
Florida												
Arkansas												
S. Carolina												
Totals												

**DUNBAR'S CAREER STATISTICS**

Year	GP-GS	Min-Avg	FG-FGA	Pct	3FG-A	Pct	FT-FTA	Pct	Off-Def-Tot--Avg	PF-FO	Ast	TO	Blk	Stl	Pts	Avg
2015-16*	31-29	717-23.1	120-298	.403	27-102	.265	61-83	.735	45-106-151--4.9	68-2	21	53	20	39	328	10.6
2016-17*	28-28	762-27.2	154-312	.494	24-82	.293	105-148	.709	36-143-179--6.4	66-1	56	75	22	44	437	15.6
2017-18	15-1	196-13.1	35-75	.467	12-33	.364	11-16	.688	9-21-30--2.0	29-1	4	10	6	2	93	6.2
<b>TOTAL</b>	<b>74-58</b>	<b>1675-22.6</b>	<b>309-685</b>	<b>.451</b>	<b>63-217</b>	<b>.290</b>	<b>177-247</b>	<b>.717</b>	<b>90-270-360--4.9</b>	<b>163-4</b>	<b>81</b>	<b>138</b>	<b>48</b>	<b>85</b>	<b>858</b>	<b>11.6</b>

PLAYER BIOS



PATRICK KEIM

21

**Guard • Sr.**  
**6-0 • 186**  
**Birmingham, Ala.**  
**Mountain Brook HS**

CAREER HIGHS

Points \_\_\_\_\_ 3 (5x) last vs. Winthrop (11/24/17)  
 Rebounds \_\_\_\_\_ 2 (5x) last at Arkansas (2/17/16)  
 Field Goals \_\_\_\_\_ 1 (5x) last vs. Winthrop (11/24/17)  
 Field Goals Att. \_\_\_\_\_ 2 (4x) last vs. Georgia (2/24/16)  
 3-Pt. Field Goals \_\_\_\_\_ 1 (5x) last vs. Winthrop (11/24/17)  
 3-Pt. Field Goals Att. \_\_\_\_\_ 2 (3x) last vs. Vanderbilt (2/13/16)  
 Free Throws \_\_\_\_\_ 2 (2x) last vs. Georgia (2/24/16)  
 Free Throws Att. \_\_\_\_\_ 4 vs. Georgia (2/24/16)  
 Assists \_\_\_\_\_ 2 vs. Tennessee (1/2/16)  
 Steals \_\_\_\_\_ 1 (4x) last vs. Tennessee (3/9/16)  
 Blocks \_\_\_\_\_ -  
 Minutes \_\_\_\_\_ 19 vs. Vanderbilt (2/13/16)

**AUGUST 2017 ITALY TOUR:** Averaged 0.5 points, 0.3 rebounds and 0.8 assists playing in all four games on the Italy Tour ... went 2-of-2 from the foul line ... two points and one assist vs. Stella Azzurra ... one rebound, assist and steal vs. Veneto Select ... an assist vs. Italy All-Stars.

**HIGH SCHOOL AND PERSONAL DATA:** Played at Mountain Brook High School for coach Bucky McMillan ... averaged 9.0 points, 3.8 assists and 1.8 steals per game while shooting 50 percent from 3-point range ... four-year starter and was the winningest player in the class of 2014 in Alabama Class 6A ... 111 wins are the most in Mountain Brook history ... back-to-back Class 6A titles (2013 and 2014) ... three-time team captain ... 2014 ASWA Boys All-State Second Team ... 2014 Over the Mountain Boys Athlete of the Year ... 2014 Birmingham News South Basketball Player of the Year ... 2014 Class 6A Northeast Region All-Tournament Team ... 2014 Class 6A AHSAA Final Four All-Tournament Team ... Birmingham Tip-off Club Player of the Week (March 1, 2014) ... three-time Class 6A Area 11 All-Tournament Team selection (2012, 2013 and 2014) ... 2013 Class 6A Area 11 Tournament MVP ... 2013-2014 US Marines Distinguished Athlete Award ... son of Bryan and Kelly Keim ... has two brothers, Bobby and Austin ... parents and brother, Bobby, are all Auburn graduates and brother Austin is graduating December 2015 ... studying in Ginn College of Engineering.

2017-18 KEIM GAME-BY GAME

Opp.	Start	Min.	FG-A	3FG-A	FT-A	O-D-T	PF	A	TO	BLK	STL	PTS
Norfolk St.		2	0-0	0-0	1-2	0-0-0	2	0	1	0	0	1
Indiana St.		2	0-0	0-0	0-0	0-1-1	0	0	0	0	0	0
Temple		-	-	-	-	-	-	-	-	-	-	-
Hofstra		-	-	-	-	-	-	-	-	-	-	-
Winthrop		3	1-1	1-1	0-2	0-1-1	0	0	1	0	0	3
Dayton		-	-	-	-	-	-	-	-	-	-	-
G. Mason		-	-	-	-	-	-	-	-	-	-	-
GWU		2	0-0	0-0	0-0	0-0-0	0	0	0	0	0	0
UAB		-	-	-	-	-	-	-	-	-	-	-
MTSU		-	-	-	-	-	-	-	-	-	-	-
Murray St.		-	-	-	-	-	-	-	-	-	-	-
UConn		2	0-0	0-0	0-0	0-0-0	1	0	0	0	0	0
Cornell		4	0-1	0-1	0-0	0-0-0	1	0	1	0	0	0
Tennessee		-	-	-	-	-	-	-	-	-	-	-
Arkansas		-	-	-	-	-	-	-	-	-	-	-
Ole Miss		-	-	-	-	-	-	-	-	-	-	-
Miss. St.		-	-	-	-	-	-	-	-	-	-	-
Alabama		-	-	-	-	-	-	-	-	-	-	-
Georgia		-	-	-	-	-	-	-	-	-	-	-
Missouri		-	-	-	-	-	-	-	-	-	-	-
LSU		-	-	-	-	-	-	-	-	-	-	-
Ole Miss		-	-	-	-	-	-	-	-	-	-	-
Vanderbilt		-	-	-	-	-	-	-	-	-	-	-
Texas A&M		-	-	-	-	-	-	-	-	-	-	-
Georgia		-	-	-	-	-	-	-	-	-	-	-
Kentucky		-	-	-	-	-	-	-	-	-	-	-
S. Carolina		-	-	-	-	-	-	-	-	-	-	-
Alabama		-	-	-	-	-	-	-	-	-	-	-
Florida		-	-	-	-	-	-	-	-	-	-	-
Arkansas		-	-	-	-	-	-	-	-	-	-	-
S. Carolina		-	-	-	-	-	-	-	-	-	-	-
Totals		-	-	-	-	-	-	-	-	-	-	-

KEIM'S CAREER STATISTICS

Year	GP-GS	Min-Avg	FG-FGA	Pct	3FG-A	Pct	FT-FTA	Pct	Off-Def-Tot--Avg	PF-FO	Ast	TO	Blk	Stl	Pts	Avg
2014-15	8-0	8-1.0	1-4	.250	1-4	.250	0-2	.000	0-2-2--0.3	0-0	3	1	0	0	3	0.4
2015-16	23-0	151-6.6	2-14	.143	2-11	.182	4-9	.444	2-10-12--0.5	19-0	5	10	0	4	10	0.4
2016-17	5-0	8-1.6	1-3	.333	1-2	.500	1-2	.500	0-0-0--0.0	0-0	2	1	0	0	4	0.8
2017-18	6-0	15-2.5	1-2	.500	1-2	.500	1-4	.250	0-2-2--0.3	4-0	0	3	0	0	4	0.7
<b>TOTAL</b>	<b>42-0</b>	<b>182-4.3</b>	<b>5-23</b>	<b>.217</b>	<b>5-19</b>	<b>.263</b>	<b>6-17</b>	<b>.353</b>	<b>2-17-19--0.5</b>	<b>23-0</b>	<b>10</b>	<b>15</b>	<b>0</b>	<b>4</b>	<b>21</b>	<b>0.5</b>

PLAYER BIOS



**WILL MACOY**

**22**

**Guard • So.**  
**6-4 • 190**  
**Birmingham, Ala.**  
**Vestavia Hills HS**

CAREER HIGHS

Points \_\_\_\_\_ 8 vs. Coastal Carolina (12/15/16)  
 Rebounds \_\_\_\_\_ 1 (3x) last vs. Cornell (12/30/17)  
 Field Goals \_\_\_\_\_ 3 vs. Coastal Carolina (12/15/16)  
 Field Goals Att. \_\_\_\_\_ 5 vs. Coastal Carolina (12/15/16)  
 3-Pt. Field Goals \_\_\_\_\_ 2 vs. Coastal Carolina (12/15/16)  
 3-Pt. Field Goals Att. \_\_\_\_\_ 4 vs. Coastal Carolina (12/15/16)  
 Free Throws \_\_\_\_\_ 1 vs. UConn (12/23/17)  
 Free Throws Att. \_\_\_\_\_ 1 vs. UConn (12/23/17)  
 Assists \_\_\_\_\_ -  
 Steals \_\_\_\_\_ 1 vs. Coastal Carolina (12/15/16)  
 Blocks \_\_\_\_\_ -  
 Minutes \_\_\_\_\_ 5 vs. Coastal Carolina (12/15/16)

**AUGUST 2017 ITALY TOUR:** Averaged 1.5 points, 0.8 rebounds and 0.5 steals playing in all four games on the Italy Tour ... shot 50 percent (2-of-4) from the field, 50 percent (1-of-2) from 3-point range and made his only free throw attempt ... three points (1-of-1 fgs, 1-of-1 fts), a rebound and steal vs. Italy All-Stars ... three points on 1-of-2 treys and one rebound vs. Stella Azzurra ... a rebound and steal vs. Veneto Select.

**HIGH SCHOOL AND PERSONAL DATA:** Three-year letterman in basketball at Vestavia Hills High School under coach George Hatchett ... two-time All-Over the Mountain team ... team captain as a senior in 2015-16 ... 2015 Birmingham Fall League MVP, scoring a league record 50 points in the championship game en route to winning the title ... Birmingham Tip-Off Club player of the week in March 2016 ... two-time state champion in the javelin ... Wendy's Heisman School winner and state finalist in 2015 ... in the National Honor Society, Student Government Association and the Relay for Life committee ... full name is Will Macoy ... son of Coy and Adrienne Macoy ... his father ran cross country and track at Georgia Tech while his mother ran cross country and track at UAB ... older brother, Mac, is a junior at Florida in 2016-17 who runs cross country and track ... younger brother, Hollis, a sophomore on the Vestavia Hills basketball team ... studying in Ginn College of Engineering.

2017-18 MACOY GAME-BY GAME

Opp.	Start	Min.	FG-A	3FG-A	FT-A	O-D-T	PF	A	TO	BLK	STL	PTS
Norfolk St.		-dnp-										
Indiana St.		3	0-0	0-0	0-0	0-1-1	1	0	0	0	0	0
Temple		-dnp-										
Hofstra		-dnp-										
Winthrop		-dnp-										
Dayton		-dnp-										
G. Mason		-dnp-										
GWU		3	0-2	0-0	0-0	0-0-0	1	0	0	0	0	0
UAB		-dnp-										
MTSU		-dnp-										
Murray St.		-dnp-										
UConn		2	0-1	0-1	1-2	0-0-0	0	0	0	0	0	1
Cornell		4	0-0	0-0	0-0	0-1-1	0	0	0	0	0	0
Tennessee		-dnp-										
Arkansas		-dnp-										
Ole Miss												
Miss. St.												
Alabama												
Georgia												
Missouri												
LSU												
Ole Miss												
Vanderbilt												
Texas A&M												
Georgia												
Kentucky												
S. Carolina												
Alabama												
Florida												
Arkansas												
S. Carolina												
Totals												

MACOY'S CAREER STATISTICS

Year	GP-GS	Min-Avg	FG-FGA	Pct	3FG-A	Pct	FT-FTA	Pct	Off-Def-Tot--Avg	PF-FO	Ast	TO	Blk	Stl	Pts	Avg
2016-17	4-0	7-1.8	3-6	.500	2-5	.400	0-0	.000	0-1-1--0.3	0-0	0	0	0	1	8	2.0
2017-18	4-0	12-3.0	0-3	.000	0-1	.000	1-2	.500	1-1-2--0.5	2-0	0	0	0	0	1	0.3
<b>TOTAL</b>	<b>8-0</b>	<b>19-2.4</b>	<b>3-9</b>	<b>.333</b>	<b>2-6</b>	<b>.333</b>	<b>1-2</b>	<b>.500</b>	<b>1-2-3--0.4</b>	<b>2-0</b>	<b>0</b>	<b>0</b>	<b>0</b>	<b>1</b>	<b>9</b>	<b>1.1</b>

PLAYER BIOS



**ANFERNEE MCLEMORE 24**

**Forward • So.  
6-7 • 220  
Warwick, Ga.  
Worth County HS**

**CAREER HIGHS**

Points \_\_\_\_\_ 19 (2x) last vs. Temple (11/17/17)  
 Rebounds \_\_\_\_\_ 13 at Dayton (11/29/17)  
 Field Goals \_\_\_\_\_ 8 vs. Florida (2/14/17)  
 Field Goals Att. \_\_\_\_\_ 11 vs. Temple (11/17/17)  
 3-Pt. Field Goals \_\_\_\_\_ 4 vs. Gardner-Webb (12/6/17)  
 3-Pt. Field Goals Att. \_\_\_\_\_ 4 vs. Gardner-Webb (12/6/17)  
 Free Throws \_\_\_\_\_ 7 at LSU (2/21/17)  
 Free Throws Att. \_\_\_\_\_ 8 at LSU (2/21/17)  
 Assists \_\_\_\_\_ 2 (3x) last vs. Gardner-Webb (12/6/17)  
 Steals \_\_\_\_\_ 3 (3x) last vs. Cornell (12/30/17)  
 Blocks \_\_\_\_\_ 6 vs. Gardner-Webb (12/6/17)  
 Minutes \_\_\_\_\_ 28 at Dayton (11/29/17)

**AUGUST 2017 ITALY TOUR:** Averaged 11.3 points, second-most on the team with 8.5 rebounds, 1.5 blocks, 1.0 assist and 0.5 steals on the four-game Italy Tour ... shot 51.5 percent (17-of-33) from the field, 50 percent (1-of-2) from 3-point range and 76.9 percent (10-of-13) from the foul line ... of his 34 rebounds, 17 were on the offensive glass ... 18 points on 7-of-9 field goals, five rebounds and a block vs. BC Silute of Lithuania ... double-double with 12 points and a game-high 12 rebounds, including nine offensive, as well as a block, assist and steal vs. Veneto Select ... eight points, 11 rebounds, a block and assist vs. Stella Azzurra ... seven points, six rebounds, three blocks, two assists and a steal vs. Italy All-Stars.

**HIGH SCHOOL AND PERSONAL DATA:** Rated as a four-star prospect by ESPN ... rated as a 3-star by 247Sports, Rivals and Scout ... averaged 15.6 points, 11.2 rebounds and 6.9 blocks per game for Worth County as a senior in 2015-16 under coach Connie Mays ... three-time selection to the Albany Herald's Super Six as a sophomore, junior and senior ... the Rams finished in a three-way tie for first in the Georgia High School Region 1 4A standings ... averaged 19 points, 11.8 rebounds and 6.4 blocks per game for Worth County as a junior in 2014-15, recording several triple-doubles ... two-time All-Area selection by the Albany Herald ... started for the Rams each of his four years in high school ... Georgia Class 4A Sophomore of the Year by Hoopseen ... had a 4.0 GPA in advanced classes and was accepted by the Massachusetts Institute of Technology ... scored a 1670 on his SAT ... had considered Yale, Brown, Oregon State, Stanford and Georgia Tech ... played AAU basketball for the Atlanta Celtics under Horace Neysmith ... full name is Anfernee Keith McLemore ... son of Cinderella Lewis and Feron McLemore ... studying in Harbert College of Business ... signed national letter of intent on Nov. 11, 2015.

**2017-18 MCLEMORE GAME-BY GAME**

Opp.	Start	Min.	FG-A	3FG-A	FT-A	O-D-T	PF	A	TO	BLK	STL	PTS
Norfolk St.		22	4-7	0-2	2-2	2-5-7	3	1	5	4	1	10
Indiana St.		13	4-5	0-0	1-1	0-3-3	4	0	1	2	1	9
Temple		23	7-11	1-3	4-4	4-3-7	2	0	1	5	0	19
Hofstra		21	1-1	0-0	0-0	0-3-3	2	2	0	3	0	2
Winthrop		11	2-2	0-0	2-4	1-1-2	5	0	3	0	0	6
Dayton		28	4-10	0-2	4-4	7-6-13	2	1	1	5	0	12
G. Mason	*	24	2-5	0-1	2-2	3-7-10	0	1	3	5	1	6
GWU	*	20	6-9	4-4	1-2	6-5-11	0	2	0	6	0	17
UAB	*	25	2-4	0-2	1-2	2-7-9	4	0	0	2	3	5
MTSU	*	20	4-6	0-1	0-0	1-2-3	4	0	0	4	0	8
Murray St.	*	21	2-5	0-1	0-0	2-3-5	3	1	0	1	1	4
UConn	*	20	2-3	1-2	0-0	0-3-3	2	1	3	2	0	5
Cornell	*	19	3-4	0-1	2-4	2-3-5	2	1	2	5	3	8
Tennessee	*	20	2-4	1-2	1-2	3-6-9	4	2	0	3	0	6
Arkansas	*	15	2-5	1-2	0-0	0-1-1	4	0	0	1	1	5
Ole Miss												
Miss. St.												
Alabama												
Georgia												
Missouri												
LSU												
Ole Miss												
Vanderbilt												
Texas A&M												
Georgia												
Kentucky												
S. Carolina												
Alabama												
Florida												
Arkansas												
S. Carolina												
Totals												

**MCLEMORE'S CAREER STATISTICS**

Year	GP-GS	Min-Avg	FG-FGA	Pct	3FG-A	Pct	FT-FTA	Pct	Off-Def-Tot--Avg	PF-FO	Ast	TO	Blk	Stl	Pts	Avg
2016-17	32-1	483-15.1	69-101	.683	1-1	1.000	35-58	.603	54-89-143--4.5	76-0	5	28	37	13	174	5.4
2017-18	15-9	302-20.1	47-81	.580	8-23	.348	20-27	.741	33-58-91--6.1	41-1	12	19	48	11	122	8.1
<b>TOTAL</b>	<b>47-10</b>	<b>785-16.7</b>	<b>116-182</b>	<b>.637</b>	<b>9-24</b>	<b>.375</b>	<b>55-85</b>	<b>.647</b>	<b>87-147-234--5.0</b>	<b>117-1</b>	<b>17</b>	<b>47</b>	<b>85</b>	<b>24</b>	<b>296</b>	<b>6.3</b>

PLAYER BIOS



**BRETT EASTERLING**

**25**

**Guard • Fr.**  
**6-1 • 165**  
**Tallahassee, Fla.**  
**Lawton Chiles HS**

CAREER HIGHS

Points \_\_\_\_\_ 2 vs. Winthrop (11/24/17)  
 Rebounds \_\_\_\_\_ 1 vs. Gardner-Webb (12/6/17)  
 Field Goals \_\_\_\_\_ 1 vs. Winthrop (11/24/17)  
 Field Goals Att. \_\_\_\_\_ 1 (2x) last vs. Winthrop (11/24/17)  
 3-Pt. Field Goals \_\_\_\_\_ -  
 3-Pt. Field Goals Att. \_\_\_\_\_ 1 vs. Norfolk State (11/10/17)  
 Free Throws \_\_\_\_\_ -  
 Free Throws Att. \_\_\_\_\_ -  
 Assists \_\_\_\_\_ -  
 Steals \_\_\_\_\_ -  
 Blocks \_\_\_\_\_ -  
 Minutes \_\_\_\_\_ 3 (2x) last vs. Cornell (12/30/17)

**HIGH SCHOOL AND PERSONAL DATA:** Finished prep career as third-leading scorer in Lawton Chiles history with 1,131 points ... was a three-year starter and a two-time team captain ... earned First Team All-Big Bend Florida honors twice ... averaged 18.4 points, 4.9 rebounds and 2.6 assists per game during senior campaign ... averaged 17.2 points, 7.1 rebounds, 3.3 assists and 2.1 steals as a junior ... son of Mark and Becky Easterling ... has two siblings, Jake and Casey ... enrolled in the Ginn College of Engineering.

2017-18 EASTERLING GAME-BY-GAME

Opp.	Start	Min.	FG-A	3FG-A	FT-A	O-D-T	PF	A	TO	BLK	STL	PTS
Norfolk St.		2	0-1	0-1	0-0	0-0-0	0	0	0	0	0	0
Indiana St.		-dnp-										
Temple		-dnp-										
Hofstra		-dnp-										
Winthrop		3	1-1	0-0	0-0	0-0-0	0	0	0	0	0	2
Dayton		-dnp-										
G. Mason		-dnp-										
GWU		2	0-0	0-0	0-0	0-1-1	0	0	0	0	0	0
UAB		-dnp-										
MTSU		-dnp-										
Murray St.		-dnp-										
UConn		2	0-0	0-0	0-0	0-0-0	0	0	0	0	0	0
Cornell		3	0-0	0-0	0-0	0-0-0	0	0	1	0	0	0
Tennessee		-dnp-										
Arkansas		-dnp-										
Ole Miss												
Miss. St.												
Alabama												
Georgia												
Missouri												
LSU												
Ole Miss												
Vanderbilt												
Texas A&M												
Georgia												
Kentucky												
S. Carolina												
Alabama												
Florida												
Arkansas												
S. Carolina												
Totals												

EASTERLING'S CAREER STATISTICS

Year	GP-GS	Min-Avg	FG-FGA	Pct	3FG-A	Pct	FT-FTA	Pct	Off-Def-Tot--Avg	PF-FO	Ast	TO	Blk	Stl	Pts	Avg
2017-18	5-0	12-2.4	1-2	.500	0-1	.000	0-0	.000	0-1-1--0.2	0-0	0	1	0	0	2	0.4
<b>TOTAL</b>	<b>5-0</b>	<b>12-2.4</b>	<b>1-2</b>	<b>.500</b>	<b>0-1</b>	<b>.000</b>	<b>0-0</b>	<b>.000</b>	<b>0-1-1--0.2</b>	<b>0-0</b>	<b>0</b>	<b>1</b>	<b>0</b>	<b>0</b>	<b>2</b>	<b>0.4</b>



PLAYER BIOS



COLE BLACKSTOCK

41

Forward • Jr.  
6-9 • 260  
Killen, Ala.  
Brooks HS

CAREER HIGHS

Points \_\_\_\_\_ 3 vs. Vanderbilt (2/13/16)  
Rebounds \_\_\_\_\_ 2 vs. Coastal Carolina (12/15/16)  
Field Goals \_\_\_\_\_ 1 vs. Vanderbilt (2/13/16)  
Field Goals Att. \_\_\_\_\_ 1 vs. Vanderbilt (2/13/16)  
3-Pt. Field Goals \_\_\_\_\_ -  
3-Pt. Field Goals Att. \_\_\_\_\_ -  
Free Throws \_\_\_\_\_ 2 (2x) last vs. Winthrop (11/24/17)  
Free Throws Att. \_\_\_\_\_ 2 (2x) vs. Winthrop (11/24/17)  
Assists \_\_\_\_\_ -  
Steals \_\_\_\_\_ -  
Blocks \_\_\_\_\_ 1 vs. Cornell (12/30/17)  
Minutes \_\_\_\_\_ 3 (4x) last vs. Cornell (12/30/17)

**AUGUST 2017 ITALY TOUR:** Averaged 0.8 points and 1.0 rebound in four games in the four-game Italy Tour ... shot 50 percent from the field ... 3 points and 1 rebound vs. Veneto Select ... 1 rebound each vs. BC Silute of Lithuania, Italy All-Stars and Stella Azzurra.

**HIGH SCHOOL AND PERSONAL DATA:** Four-year letterman in basketball ... averaged 17 points and 8 rebounds per game as a senior at Brooks High School under coach Brian Wright ... played four games as a junior before season-ending injury ... averaged 8 points and 4.5 rebounds per game as a sophomore ... full name is Cole Edward Blackstock ... son of Eric and Kristi Blackstock ... studying in Ginn College of Engineering.

2017-18 BLACKSTOCK GAME-BY GAME

Opp.	Start	Min.	FG-A	3FG-A	FT-A	O-D-T	PF	A	TO	BLK	STL	PTS
Norfolk St.		2	0-0	0-0	0-0	0-1-1	0	0	0	0	0	0
Indiana St.		1	0-0	0-0	0-0	0-0-0	0	0	0	0	0	0
Temple			-dnp-									
Hofstra			-dnp-									
Winthrop		3	0-0	0-0	2-2	0-0-0	0	0	0	0	0	2
Dayton			-dnp-									
G. Mason			-dnp-									
GWU		2	0-0	0-0	0-0	0-1-1	1	0	0	0	0	0
UAB			-dnp-									
MTSU			-dnp-									
Murray St.			-dnp-									
UConn		2	0-0	0-0	0-0	0-0-0	1	0	0	0	0	0
Cornell		3	0-0	0-0	0-0	0-0-0	1	0	0	1	0	0
Tennessee			-dnp-									
Arkansas			-dnp-									
Ole Miss												
Miss. St.												
Alabama												
Georgia												
Missouri												
LSU												
Ole Miss												
Vanderbilt												
Texas A&M												
Georgia												
Kentucky												
S. Carolina												
Alabama												
Florida												
Arkansas												
S. Carolina												
Totals												

BLACKSTOCK'S CAREER STATISTICS

Year	GP-GS	Min-Avg	FG-FGA	Pct	3FG-A	Pct	FT-FTA	Pct	Off-Def-Tot--Avg	PF-FO	Ast	TO	Blk	Stl	Pts	Avg
2015-16	5-0	9-1.8	1-1	1.000	0-0	.000	3-3	1.000	0-0-0--0.0	2-0	0	0	0	0	5	1.0
2016-17	3-0	4-1.3	0-0	.000	0-0	.000	0-0	.000	0-2-2--0.7	2-0	0	0	0	0	0	0.0
2017-18	6-0	13-2.2	0-0	.000	0-0	.000	2-2	1.000	0-2-2--0.3	3-0	0	0	1	0	2	0.3
<b>TOTAL</b>	<b>14-0</b>	<b>26-1.9</b>	<b>1-1</b>	<b>1.000</b>	<b>0-0</b>	<b>.000</b>	<b>5-5</b>	<b>1.000</b>	<b>0-4-4--0.3</b>	<b>7-0</b>	<b>0</b>	<b>0</b>	<b>1</b>	<b>0</b>	<b>7</b>	<b>0.5</b>

PLAYER BIOS



AUSTIN WILEY

50

Center • So.  
6-11 • 260  
Hoover, Ala.  
Calusa Prep HS

CAREER HIGHS

Points \_\_\_\_\_ 25 at TCU (1/28/17)  
Rebounds \_\_\_\_\_ 11 at South Carolina (1/24/17)  
Field Goals \_\_\_\_\_ 11 at TCU (1/28/17)  
Field Goals Att. \_\_\_\_\_ 13 at TCU (1/28/17)  
3-Pt. Field Goals \_\_\_\_\_ -  
3-Pt. Field Goals Att. \_\_\_\_\_ -  
Free Throws \_\_\_\_\_ 11 vs. Alabama (1/21/17)  
Free Throws Att. \_\_\_\_\_ 18 vs. Alabama (1/21/17)  
Assists \_\_\_\_\_ 1 (5x) last at Georgia (3/1/17)  
Steals \_\_\_\_\_ 1 (5x) last at LSU (2/21/17)  
Blocks \_\_\_\_\_ 4 (3x) last at Georgia (3/1/17)  
Minutes \_\_\_\_\_ 26 at Georgia (3/1/17)

**USA U19 WORLD CUP TEAM:** Selected and named the team captain for the 12-member USA Basketball U19 World Cup Team to play in the FIBA World Cup in Cairo, Egypt, July 1-9, 2017 ... only American and one of seven players to average a double-double in the tournament with 10.3 points and 10.9 rebounds in only 19.9 minutes per game as the United States won the bronze medal, finishing 6-1 ... shot 50 percent from the field ... started all seven games ... had three double-doubles and a rebound shy of four double-doubles in seven games ... 19 points and 10 rebounds to lead USA to an 81-59 victory over Germany in the quarterfinals ... 16 points and a game-high 16 rebounds in a 109-68 victory over Angola ... 13 points and a game-high 17 rebounds in 29:41 in a 99-87 upset loss to Canada in the semifinals ... 9 points and a game-high 14 rebounds in 21:37 vs. Italy to finish Group D play 3-0 ... 8 points and 8 rebounds and a block in 20 minutes in the 96-72 bronze medal win over Spain ... 5 points, 8 rebounds, a block and assist in only 14:58 in a 108-48 win over Iran in the Group D opener ... saddled with foul trouble playing less than five minutes in each half, had 2 points and 3 rebounds and a steal in a 117-69 victory over Mali in the round of 16 ... scored 15 points in the USA's 89-66 victory over Lithuania in a friendly on June 28, a day after making the 6,900-mile trip from Colorado Springs, Colo., to Washington, D.C. to Germany to Cairo ... 9 points and 7 rebounds in an 82-60 victory over France on June 29 in a second friendly ... only Kentucky had more players than Auburn in the USA's 27-player tryout as freshman Chuma Okeke joined Wiley.

**HIGH SCHOOL AND PERSONAL DATA:** Ranked 13th nationally by Scout, 16th by Rivals and 17th by 247Sports ... played on Team USA's gold medal winner at the FIBA Men's U17 World Championship in Zaragoza, Spain in summer of 2016 ... consensus five-star selection ... three-time all-state selection at Spain Park High School in Hoover, Ala. ... averaged 22 points and 12 rebounds as a junior in 2014-15 leading Spain Park to a 24-6 record and the Class 7A state finals under coach Donnie Quinn ... was named the Alabama Sports Writers Association Class 7A Player of the Year as a junior, averaging 27.1 points, 12.1 rebounds and 2.9 blocks ... selected to the ASWA Class 7A All-State first-team and to the AL.com Class 7A Super All-State first-team ... scored his 1,500th point of his high school career during his junior season ... MVP of the Alabama North-South game in August 2016 ... averaged 19 points and 12 rebounds as a sophomore at Spain Park where he was named AL.com Birmingham Player of the Year Award ... selected to the ASWA Class 7A All-State first-team and AL.com Class 7A Super All-State first-team ... averaged 15 points and 10 rebounds as a 6-foot-9, 190-pound freshman on Spain Park's varsity in 2013-14 ... full name is Austin Jermaine Wiley ... son of former Auburn players, All-American & 1992 USA Olympian Vickie Orr and Aubrey Wiley, who led the SEC in rebounding in 1993-94 ... Vickie helped lead Auburn to two-straight NCAA Championship games in 1988 and 1989 and was inducted into the Alabama Sports Hall of Fame in 2013 ... studying in the College of Education ... signed national letter of intent on Nov. 9, 2016.


2017-18 WILEY GAME-BY GAME

Opp.	Start	Min.	FG-A	3FG-A	FT-A	O-D-T	PF	A	TO	BLK	STL	PTS
Norfolk St.		-dnp-										
Indiana St.		-dnp-										
Temple		-dnp-										
Hofstra		-dnp-										
Winthrop		-dnp-										
Dayton		-dnp-										
G. Mason		-dnp-										
GWU		-dnp-										
UAB		-dnp-										
MTSU		-dnp-										
Murray St.		-dnp-										
UConn		-dnp-										
Cornell		-dnp-										
Tennessee		-dnp-										
Arkansas		-dnp-										
Ole Miss												
Miss. St.												
Alabama												
Georgia												
Missouri												
LSU												
Ole Miss												
Vanderbilt												
Texas A&M												
Georgia												
Kentucky												
S. Carolina												
Alabama												
Florida												
Arkansas												
S. Carolina												
Totals												

WILEY'S CAREER STATISTICS

Year	GP-GS	Min-Avg	FG-FGA	Pct	3FG-A	Pct	FT-FTA	Pct	Off-Def-Tot--Avg	PF-FO	Ast	TO	Blk	Stl	Pts	Avg
2016-17	23-22	415-18.0	73-125	.584	0-0	.000	56-114	.491	52-56-108--3.5	59-1	5	41	31	5	202	8.8
2017-18	-	-	-	-	-	-	-	-	-	-	-	-	-	-	-	-
<b>TOTAL</b>	<b>23-22</b>	<b>415-18.0</b>	<b>73-125</b>	<b>.584</b>	<b>0-0</b>	<b>.000</b>	<b>56-114</b>	<b>.491</b>	<b>52-56-108--3.5</b>	<b>59-1</b>	<b>5</b>	<b>41</b>	<b>31</b>	<b>5</b>	<b>202</b>	<b>8.8</b>

PLAYER BIOS



**THOMAS COLLIER**

**54**

**Forward • So.**

**6-9 • 215**

**Birmingham, Ala.**

**Briarwood Christian HS**

**CAREER HIGHS**

Points \_\_\_\_\_ 2 vs. Gardner-Webb (12/6/17)  
 Rebounds \_\_\_\_\_ 1 (2x) last vs. UConn (12/23/17)  
 Field Goals \_\_\_\_\_ 1 vs. Gardner-Webb (12/6/17)  
 Field Goals Att. \_\_\_\_\_ 2 vs. Gardner-Webb (12/6/17)  
 3-Pt. Field Goals \_\_\_\_\_ -  
 3-Pt. Field Goals Att. \_\_\_\_\_ -  
 Free Throws \_\_\_\_\_ -  
 Free Throws Att. \_\_\_\_\_ -  
 Assists \_\_\_\_\_ -  
 Steals \_\_\_\_\_ -  
 Blocks \_\_\_\_\_ -  
 Minutes \_\_\_\_\_ 3 vs. Winthrop (11/24/17)

**HIGH SCHOOL AND PERSONAL DATA:** Averaged 15 points, 10 rebounds and two blocks per game during senior year ... was awarded MVP at conclusion of final campaign ... was a two-time state champion in tennis during sophomore and junior seasons ... National Honors Society member ... son of Forrest and Jean Anne Collier ... has two siblings, Forrest and Caroline ... enrolled in the College of Business.

**2017-18 COLLIER GAME-BY GAME**

Opp.	Start	Min.	FG-A	3FG-A	FT-A	O-D-T	PF	A	TO	BLK	STL	PTS
Norfolk St.		2	0-0	0-0	0-0	0-0-0	1	0	0	0	0	0
Indiana St.		-dnp-										
Temple		-dnp-										
Hofstra		-dnp-										
Winthrop		3	0-0	0-0	0-0	0-0-0	2	0	1	0	0	0
Dayton		-dnp-										
G. Mason		-dnp-										
GWU		2	1-2	0-0	0-0	0-1-1	0	0	0	0	0	2
UAB		-dnp-										
MTSU		-dnp-										
Murray St.		-dnp-										
UConn		1	0-0	0-0	0-0	0-1-1	0	0	0	0	0	0
Cornell		-dnp-										
Tennessee		-dnp-										
Arkansas		-dnp-										
Ole Miss												
Miss. St.												
Alabama												
Georgia												
Missouri												
LSU												
Ole Miss												
Vanderbilt												
Texas A&M												
Georgia												
Kentucky												
S. Carolina												
Alabama												
Florida												
Arkansas												
S. Carolina												
Totals												

**COLLIER'S CAREER STATISTICS**

Year	GP-GS	Min-Avg	FG-FGA	Pct	3FG-A	Pct	FT-FTA	Pct	Off-Def-Tot--Avg	PF-FO	Ast	TO	Blk	Stl	Pts	Avg
2017-18	4-0	8-2.0	1-2	.500	0-0	.000	0-0	.000	0-2-2--0.5	3-0	0	1	0	0	2	0.5
<b>TOTAL</b>	<b>4-0</b>	<b>8-2.0</b>	<b>1-2</b>	<b>.500</b>	<b>0-0</b>	<b>.000</b>	<b>0-0</b>	<b>.000</b>	<b>0-2-2--0.5</b>	<b>3-0</b>	<b>0</b>	<b>1</b>	<b>0</b>	<b>0</b>	<b>2</b>	<b>0.5</b>

SEASON STATS



2017-18 Auburn Men's Basketball  
Auburn Combined Team Statistics (as of Jan 06, 2018)  
All games



RECORD:	OVERALL	HOME	AWAY	NEUTRAL
ALL GAMES	14-1	8-0	3-0	3-1
CONFERENCE	2-0	1-0	1-0	0-0
NON-CONFERENCE	12-1	7-0	2-0	3-1

#	Player	gp-gs	min	avg	Total		3-Point		F-Throw		Rebounds				pts	avg									
					fg-fga	fg%	3fg-fga	3fg%	ft-fa	ft%	off	def	tot	avg			pf	dq	a	to	blk	stl			
05	HERON, Mustapha	14-14	366	26.1	72-165	.436	17-52	.327	61-75	.813	17	61	78	5.6	31	1	12	29	0	18	222	15.9			
02	BROWN, Bryce	15-15	473	31.5	78-195	.400	47-128	.367	33-41	.805	12	21	33	2.2	26	0	36	21	5	12	236	15.7			
01	HARPER, Jared	15-15	428	28.5	49-129	.380	30-71	.423	62-77	.805	7	29	36	2.4	22	1	83	28	0	16	190	12.7			
13	MURRAY, Desean	15-15	334	22.3	60-113	.531	7-16	.438	36-44	.818	41	69	110	7.3	32	0	25	34	10	14	163	10.9			
04	OKEKE, Chuma	15-0	316	21.1	45-97	.464	17-39	.436	20-27	.741	36	54	90	6.0	30	1	20	11	8	11	127	8.5			
24	MCLEMORE, Anfernee	15-9	302	20.1	47-81	.580	8-23	.348	20-27	.741	33	58	91	6.1	41	1	12	19	48	11	122	8.1			
14	DUNBAR, Malik	15-1	196	13.1	35-75	.467	12-33	.364	11-16	.688	9	21	30	2.0	29	1	4	10	6	2	93	6.2			
10	MITCHELL, Davion	15-0	278	18.5	26-51	.510	8-24	.333	17-22	.773	6	16	22	1.5	35	1	34	19	0	5	77	5.1			
00	SPENCER, Horace	15-6	238	15.9	26-44	.591	0-0	.000	16-22	.727	22	59	81	5.4	41	0	9	15	18	20	68	4.5			
21	KEIM, Patrick	6-0	15	2.5	1-2	.500	1-2	.500	1-4	.250	0	2	2	0.3	4	0	0	3	0	0	4	0.7			
54	COLLIER, Thomas	4-0	8	2.0	1-2	.500	0-0	.000	0-0	.000	0	2	2	0.5	3	0	0	1	0	0	2	0.5			
25	EASTERLING, Brett	5-0	12	2.4	1-2	.500	0-1	.000	0-0	.000	0	1	1	0.2	0	0	0	1	0	0	2	0.4			
41	BLACKSTOCK, Cole	6-0	13	2.2	0-0	.000	0-0	.000	2-2	1.000	0	2	2	0.3	3	0	0	0	1	0	2	0.3			
22	MACOY, Will	4-0	12	3.0	0-3	.000	0-1	.000	1-2	.500	1	1	2	0.5	2	0	0	0	0	0	1	0.3			
12	WILLIAMS, Devontae	5-0	9	1.8	0-1	.000	0-0	.000	1-2	.500	0	1	1	0.2	1	0	1	2	0	0	1	0.2			
Team											17	24	41												2
Total.....		15	3000	441-960	.459	147-390	.377	281-361	.778	201	421	622	41.5	300	6	236	195	96	109	1310	87.3				
Opponents.....		15	3000	360-894	.403	125-356	.351	251-338	.743	159	343	502	33.5	309	-	193	228	42	100	1096	73.1				

TEAM STATISTICS	AU	OPP	Date	Opponent	Score	Att.
SCORING	1310	1096	11/10/17	NORFOLK STATE	w 102-74	7419
Points per game	87.3	73.1	! 11/16/17	vs Indiana State	w 83-64	2136
Scoring margin	+14.3	-	! 11/17/17	vs Temple	L 74-88	1970
FIELD GOALS-ATT	441-960	360-894	! 11/19/17	vs Hofstra	w 89-78	2263
Field goal pct	.459	.403	11/24/17	WINTHROP	w 119-85	7197
3 POINT FG-ATT	147-390	125-356	11/29/17	at Dayton	w 73-60	13125
3-point FG pct	.377	.351	12/03/17	GEORGE MASON	w 79-63	6164
3-pt FG made per game	9.8	8.3	12/06/17	GARDNER-WEBB	w 80-55	6232
FREE THROWS-ATT	281-361	251-338	12/09/17	UAB	w 85-80	7565
Free throw pct	.778	.743	12/16/17	vs Middle Tennessee	w 76-70	7209
F-Throws made per game	18.7	16.7	12/19/17	at Murray St.	w 81-77	6478
REBOUNDS	622	502	12/23/17	UCONN	w 89-64	8039
Rebounds per game	41.5	33.5	12/30/17	CORNELL	w 98-77	8493
Rebounding margin	+8.0	-	* 01/02/18	at Tennessee	w 94-84	14755
ASSISTS	236	193	* 01/06/18	ARKANSAS	w 88-77	8950
Assists per game	15.7	12.9				
TURNOVERS	195	228	! = Gildan Charleston Classic (Charleston, SC)			
Turnovers per game	13.0	15.2	* = Conference game			
Turnover margin	+2.2	-				
Assist/turnover ratio	1.2	0.8				
STEALS	109	100				
Steals per game	7.3	6.7				
BLOCKS	96	42				
Blocks per game	6.4	2.8				
ATTENDANCE	60059	47936				
Home games-Avg/Game	8-7507	3-11453				
Neutral site-Avg/Game	-	4-3394				

Score by Periods	1st	2nd	Totals
Auburn	665	645	1310
Opponents	483	613	1096

LAST 5 GAMES



2017-18 Auburn Men's Basketball  
Auburn Combined Team Statistics (as of Jan 06, 2018)  
Last 5



RECORD:	OVERALL	HOME	AWAY	NEUTRAL
ALL GAMES	5-0	3-0	2-0	0-0
CONFERENCE	2-0	1-0	1-0	0-0
NON-CONFERENCE	3-0	2-0	1-0	0-0

#	Player	gp-gs	min	avg	Total		3-Point		F-Throw		Rebounds				a	to	blk	stl	pts	avg		
					fg-fga	fg%	3fg-fga	3fg%	ft-fa	ft%	off	def	tot	avg							pf	dq
05	HERON, Mustapha	5-5	133	26.6	25-65	.385	6-18	.333	23-27	.852	9	21	30	6.0	11	0	2	11	0	4	79	15.8
02	BROWN, Bryce	5-5	156	31.2	24-61	.393	17-43	.395	8-10	.800	2	4	6	1.2	11	0	11	4	2	1	73	14.6
01	HARPER, Jared	5-5	147	29.4	18-47	.383	9-25	.360	27-30	.900	1	12	13	2.6	5	0	29	7	0	4	72	14.4
13	MURRAY, Desean	5-5	110	22.0	21-40	.525	1-3	.333	16-18	.889	12	21	33	6.6	10	0	11	9	4	3	59	11.8
04	OKEKE, Chuma	5-0	96	19.2	14-32	.438	5-12	.417	6-8	.750	15	20	35	7.0	8	1	8	4	5	2	39	7.8
14	DUNBAR, Malik	5-0	67	13.4	14-29	.483	8-18	.444	3-3	1.000	2	12	14	2.8	8	0	2	2	3	2	39	7.8
00	SPENCER, Horace	5-0	83	16.6	13-23	.565	0-0	.000	6-8	.750	10	24	34	6.8	14	0	1	1	8	7	32	6.4
24	MCLEMORE, Anfernee	5-5	95	19.0	11-21	.524	3-8	.375	3-6	.500	7	16	23	4.6	15	0	5	5	12	5	28	5.6
10	MITCHELL, Davion	5-0	86	17.2	11-16	.688	3-8	.375	2-3	.667	3	4	7	1.4	15	1	12	6	0	3	27	5.4
12	WILLIAMS, Devontae	2-0	4	2.0	0-1	.000	0-0	.000	1-2	.500	0	0	0	0.0	0	0	0	0	0	0	1	0.5
22	MACOY, Will	2-0	6	3.0	0-1	.000	0-1	.000	1-2	.500	0	1	1	0.5	0	0	0	0	0	0	1	0.5
21	KEIM, Patrick	2-0	6	3.0	0-1	.000	0-1	.000	0-0	.000	0	0	0	0.0	2	0	0	1	0	0	0	0.0
54	COLLIER, Thomas	1-0	1	1.0	0-0	.000	0-0	.000	0-0	.000	0	1	1	1.0	0	0	0	0	0	0	0	0.0
25	EASTERLING, Brett	2-0	5	2.5	0-0	.000	0-0	.000	0-0	.000	0	0	0	0.0	0	0	0	1	0	0	0	0.0
41	BLACKSTOCK, Cole	2-0	5	2.5	0-0	.000	0-0	.000	0-0	.000	0	0	0	0.0	2	0	0	0	1	0	0	0.0
Team											6	6	12				1					
Total.....		5	1000		151-337	.448	52-137	.380	96-117	.821	67	142	209	41.8	101	2	81	52	35	31	450	90.0
Opponents.....		5	1000		130-325	.400	31-107	.290	88-116	.759	66	126	192	38.4	102	-	59	64	16	21	379	75.8

TEAM STATISTICS	AU	OPP	Date	Opponent	Score	Att.
SCORING	450	379	12/19/17	at Murray St.	w 81-77	6478
Points per game	90.0	75.8	12/23/17	UCONN	w 89-64	8039
Scoring margin	+14.2	-	12/30/17	CORNELL	w 98-77	8493
FIELD GOALS-ATT	151-337	130-325	* 01/02/18	at Tennessee	w 94-84	14755
Field goal pct	.448	.400	* 01/06/18	ARKANSAS	w 88-77	8950
3 POINT FG-ATT	52-137	31-107	! = Gildan Charleston Classic (Charleston, SC)			
3-point FG pct	.380	.290	* = Conference game			
3-pt FG made per game	10.4	6.2				
FREE THROWS-ATT	96-117	88-116				
Free throw pct	.821	.759				
F-Throws made per game	19.2	17.6				
REBOUNDS	209	192				
Rebounds per game	41.8	38.4				
Rebounding margin	+3.4	-				
ASSISTS	81	59				
Assists per game	16.2	11.8				
TURNOVERS	52	64				
Turnovers per game	10.4	12.8				
Turnover margin	+2.4	-				
Assist/turnover ratio	1.6	0.9				
STEALS	31	21				
Steals per game	6.2	4.2				
BLOCKS	35	16				
Blocks per game	7.0	3.2				
ATTENDANCE	25482	21233				
Home games-Avg/Game	3-8494	2-10616				
Neutral site-Avg/Game	-	0-0				

Score by Periods	1st	2nd	Totals
Auburn	225	225	450
Opponents	161	218	379

MEDIA SPOT CHART

(probable starters in orange)



0

HORACE SPENCER

	GP-GS	PPG	RPG	APG	FG%	FT%
2017-18	15-6	4.5	5.4	0.6	.591	.727
Career	65-36	4.9	4.6	0.5	.485	.532

JR » F » 6-8 » 225 » Philadelphia, Pa. » Findlay Prep  
 • Since moving to bench role (Dec. 3), shooting 65%, avg 5.9 ppg, 5.6 rpg  
 • 111 career blk good for 7th in program history; 6th is Pat Burke w/ 133  
 • **LAST GAME:** 1 pt, 2 reb, 1 stl, 1 blk in 19 min vs. #22 Arkansas

Career-Highs

Pts	13
Reb	11
Ast	2 (9x)
Blk	7
Min	29



1

JARED HARPER

	GP-GS	PPG	RPG	APG	FG%	FT%
2017-18	15-15	12.7	2.4	5.5	.380	.805
Career	47-45	11.8	2.1	3.8	.383	.740

SO » G » 5-10 » 170 » Mableton, Ga. » Pebblebrook HS  
 • Shooting 44% (16-36) from 3-pt range at home this year (11.9 ppg)  
 • Made 35 of 40 FT under 4 min this season (team-best)  
 • **LAST GAME:** 14 pts, 8 ast, 2 stl, 7-9 FT in 29 min vs. #22 Arkansas

Career-Highs

Pts	24
Reb	6
Ast	10
Stl	4 (2x)
Min	35



2

BRYCE BROWN

	GP-GS	PPG	RPG	APG	FG%	FT%
2017-18	15-15	15.7	2.2	2.4	.400	.805
Career	73-39	10.2	2.0	1.2	.363	.781

JR » G » 6-3 » 198 » Stone Mountain, Ga. » Tucker HS  
 • Made multiple 3s in 13 of 15 games this season  
 • Held defensive assignment to 33% FG (54-162) and 31 TO thru 15 gm  
 • **LAST GAME:** 13 pts, 1 ast, 3-6 3-pt in 30 min vs. #22 Arkansas

Career-Highs

Pts	31
Reb	6
Ast	5 (2x)
Stl	3 (6x)
Min	36 (2x)



3

DANJEL PURIFOY

	GP-GS	PPG	RPG	APG	FG%	FT%
2017-18	-	-	-	-	-	-
Career	29-25	11.5	4.7	1.8	.398	.879

SO » F » 6-7 » 230 » Centreville, Ala. » Hargrave Military Academy  
 • Has not played this season  
 • Led team with 88% shooting from the foul line last year  
 • **LAST GAME:** DNP at #23 Tennessee

Career-Highs

Pts	27 (2x)
Reb	15
Ast	9
Stl	3 (6x)
Min	39



4

CHUMA OKEKE

	GP-GS	PPG	RPG	APG	FG%	FT%
2017-18	15-0	8.5	6.0	1.3	.464	.741
Career	15-0	8.5	6.0	1.3	.464	.741

FR » F » 6-8 » 230 » Atlanta, Ga. » Westlake HS  
 • Team is 10-0 when he pulls down 5+ boards and plays 20+ min  
 • Made 5 3s in last 2 games, season total is 17  
 • **LAST GAME:** 10 pts, 6 reb, 1 ast, 2-4 3-pt in 19 min vs. #22 Arkansas

Career-Highs

Pts	15
Reb	10
Ast	4
Blk	2
Min	27



5


MUSTAPHA HERON

	GP-GS	PPG	RPG	APG	FG%	FT%
2017-18	14-14	15.9	5.6	0.9	.436	.813
Career	46-46	15.4	5.9	1.2	.440	.783

SO » G » 6-5 » 218 » Waterbury, Conn. » Sacred Heart HS  
 • Team-high 17.5 ppg during 12-game winning streak; also 6.0 rpg  
 • Scored in double figures in 12 of 14 games this season (team is 12-0)  
 • **LAST GAME:** 17 pts, 6 reb, 3-4 3-pt in 28 min vs. #22 Arkansas

Career-Highs

Pts	31
Reb	14
Ast	5
Stl	4
Min	36 (2x)



10

DAVION MITCHELL

	GP-GS	PPG	RPG	APG	FG%	FT%
2017-18	15-0	5.1	1.5	2.3	.510	.773
Career	15-0	5.1	1.5	2.3	.510	.773

FR » G » 6-1 » 200 » Hinesville, Ga. » Liberty County  
 • Team is 8-0 when he plays 20+ min off the bench  
 • Known for on-ball defense and ability to create off the dribble  
 • **LAST GAME:** 6 pts, 3 ast, 1 reb, 3-3 FG in 23 min vs. #22 Arkansas

Career-Highs

Pts	10 (2x)
Reb	4
Ast	5
Stl	1 (3x)
Min	25



13

DESEAN MURRAY

	GP-GS	PPG	RPG	APG	FG%	FT%
2017-18	15-15	10.9	7.3	1.7	.531	.818
Career	66-66	16.7	7.6	1.7	.534	.722

JR » F » 6-3 » 225 » Stanley, N.C. » Presbyterian College  
 • Despite being undersized, leads AU and ranks 5th in SEC in reb (7.3)  
 • Avg 12.3 ppg, 6.9 reb, 55% FG, 40% 3-pt at home this season  
 • **LAST GAME:** 15 pts, 8 reb, 2 ast, 2 stl, 1 blk in 26 min vs. #22 Arkansas

Career-Highs

Pts	34
Reb	18
Ast	8
Blk	4
Min	37



14

MALIK DUNBAR

	GP-GS	PPG	RPG	APG	FG%	FT%
2017-18	15-1	6.2	2.0	0.3	.467	.688
Career	74-58	11.6	4.9	1.1	.451	.717

JR » G/F » 6-6 » 230 » North Augusta, S.C. » Col. of Central Florida  
 • 8 for 18 from 3-pt land in last 5 games, despite starting season 4 of 15  
 • Avg 6.6 ppg on 48% FG during team's 12-game winning streak  
 • **LAST GAME:** 7 pts, 3 reb, 2-2 FG, 1-1 3-pt in 11 min vs. #22 Arkansas

Career-Highs

Pts	32
Reb	12 (2x)
Ast	8
Blk	4
Min	40 (2x)



21

PATRICK KEIM

	GP-GS	PPG	RPG	APG	FG%	FT%
2017-18	6-0	0.7	0.3	0.0	.500	.250
Career	42-0	0.5	0.5	0.2	.217	.353

SR » G » 6-0 » 186 » Birmingham, Ala. » Mountain Brook HS  
 • Former walk-on awarded scholarship after Gardner-Webb game (Dec. 6)  
 • Lone senior on roster appeared in 42 career games  
 • **LAST GAME:** DNP at #23 Tennessee

Career-Highs

Pts	3 (5x)
Reb	2 (5x)
Ast	2
Stl	1 (4x)
Min	19



22


WILL MACOY

	GP-GS	PPG	RPG	APG	FG%	FT%
2017-18	4-0	0.3	0.5	0.0	.000	.500
Career	8-0	1.1	0.4	0.0	.333	.500

SO » G » 6-4 » 190 » Birmingham, Ala. » Vestavia Hills HS  
 • Walk-on with loads of athleticism, primarily practice squad player  
 • Played in 4 games this season  
 • **LAST GAME:** DNP at #23 Tennessee

Career-Highs

Pts	8
Reb	1 (2x)
Ast	-
Stl	1
Min	5



24


ANFERNEE MCLEMORE

	GP-GS	PPG	RPG	APG	FG%	FT%
2017-18	15-9	8.1	6.1	0.8	.580	.741
Career	47-10	6.3	5.0	0.4	.637	.647

SO » F » 6-7 » 220 » Warwick, Ga. » Worth County HS  
 • Blk total (48) more than 121 D-I teams this year; 1st SEC, 11th nationally  
 • Avg 7.8 ppg, 6.0 reb, 3.1 blk at home this season  
 • **LAST GAME:** 5 pts, 1 reb, 1 blk, 1 stl in 15 min vs. #22 Arkansas

Career-Highs

Pts	19 (2x)
Reb	13
Ast	2 (3x)
Blk	6
Min	28



41


COLE BLACKSTOCK

	GP-GS	PPG	RPG	APG	FG%	FT%
2017-18	6-0	0.3	0.3	0.0	.000	1.000
Career	14-0	0.5	0.3	0.0	1.000	1.000

JR » F » 6-9 » 260 » Killen, Ala. » Brooks HS  
 • Walk-on who competes primarily as practice squad player  
 • Made every shot (1-1) and free throw attempt (5-5) in his career  
 • **LAST GAME:** DNP at #23 Tennessee

Career-Highs

Pts	3
Reb	2
Ast	-
Blk	1
Min	3 (4x)



50

AUSTIN WILEY

	GP-GS	PPG	RPG	APG	FG%	FT%
2017-18	-	-	-	-	-	-
Career	23-22	8.8	3.5	0.2	.584	.491

SO » C » 6-11 » 260 » Hoover, Ala. » Calusa Prep  
 • Has not played this season  
 • Captained USA U19 World Cup Team during summer  
 • **LAST GAME:** DNP at #23 Tennessee

Career-Highs

Pts	25
Reb	11
Ast	1 (5x)
Blk	4 (3x)
Min	26