

2019 FOOTBALL

ARKANSAS

Saturday, October 19, 2019 • 11 a.m. • SEC Network • Donald W. Reynolds Razorback Stadium (70,000) • Fayetteville, Ark.

SEC NETWORK

Taylor Zarzour, Play-By-Play
Matt Stinchcomb, Analyst
Alyssa Lang, Reporter

RAZORBACK/IMG SPORTS NETWORK

Chuck Barrett, Play-By-Play
Quinn Grovey, Analyst
Geno Bell, Reporter

SIRIUS/XM RADIO

Sirius Channel 135
XM Channel 191

COACHING STAFF

ON THE FIELD (Year at Arkansas)

Chad Morris - Head Coach (2nd)
Jeff Traylor - Associate Head Coach/Running Backs (2nd)
Steve Caldwell - Defensive Line (2nd)
Ron Cooper - Secondary (2nd)
Dustin Fry - Offensive Line (2nd)
Kenny Ingram - Defensive Tackles (1st)
Barry Lunney Jr. - Tight Ends/Special Teams (7th)
Justin Stepp - Wide Receivers (2nd)

IN THE BOOTH

John Chavis - Defensive Coordinator/Linebackers (2nd)
Joe Craddock - Offensive Coordinator/Quarterbacks (2nd)
Mark Smith - Secondary (2nd)

FOUR DOWNS

74



Rakeem Boyd took the second play of Saturday's game 74 yards for a touchdown. It was Arkansas' longest play of the year.

3



Three Razorbacks posted double-digit tackle performances against Kentucky: Foucha (11), Harris (10), Pool (10).

11



The Arkansas defense posted its 11th turnover of the year on Saturday, coming on a fumble in the second quarter.

7



Connor Limpert now sits in seventh all-time in field goals made at Arkansas with 37 after two made in Lexington.



AUBURN at ARKANSAS



AUBURN TIGERS (5-1, 2-1)

AP/Coaches Rank: 11/11

Head Coach: Gus Malzahn (Henderson State, 1990)

Career Record: 67-31 (8th season)

Record at Auburn: 58-28 (7th season)

ARKANSAS RAZORBACKS (2-4, 0-3)

AP/Coaches Rank: NR/NR

Head Coach: Chad Morris (Texas A&M, 1992)

Career Record: 18-36 (5th season)

Record at Arkansas: 4-14 (2nd season)

THE RUNDOWN

• After two games away from home, the Razorbacks return to Fayetteville to take on No. 11 Auburn on Saturday, Oct. 19, at 11 a.m., at Donald W. Reynolds Razorback Stadium. It will be Arkansas' first conference game at home this year.

• Saturday marks the 29th meeting between the two programs, as the Razorbacks and Tigers have met every year Arkansas has been a member of the Southeastern Conference. Auburn leads the all-time series, 16-11-1.

• The only other matchup came in the 1984 Liberty Bowl in Memphis, capping off Ken Hatfield's first season as head coach of the Razorbacks.

• The Razorbacks are 5-7 against the Tigers in Fayetteville. Arkansas' last win against Auburn came at DWRRS in 2015, when the Razorbacks and Tigers battled in a four-overtime thriller, with Arkansas coming out on top, 54-46.

• Arkansas is coming off a tough loss at Kentucky on Oct. 12. The Razorbacks traded leads with the Wildcats throughout the night in Lexington, but were unable to complete the comeback, falling 24-20. Three of Arkansas' four losses have come via one possession.

• Auburn heads to Fayetteville after an open week. Before the week away from competition, the Tigers dropped a tight contest at No. 10 Florida, 24-13.

• The Razorbacks were successful in the ground game on Saturday in Lexington, racking up 183 rushing yards on 30 carries. It was the third time this year the team has had over 150 yards on the ground and the 183 was the most in a conference game since 207 last season against Vanderbilt (Oct. 27).

• Arkansas continued its streak of forcing a turnover in every game this season thanks to a forced fumble from Jonathan Marshall that was recovered by De'Jon Harris. It was the first time Marshall has caused a fumble in his career and the third recovery for Harris, with two of the three coming over the last two games.



NICK STARKEL

PASSING

88/150 (59%)

1,060 YDS

7 TD/7 INT



RAKEEM BOYD

RUSHING

106 ATT

617 YDS

5 TD




TREY KNOX

RECEIVING

23 REC

323 YDS

2 TD



KAM CURL

TACKLES

44 TOTAL

2.0 SACK

2 INT

HOME	AWAY	HOME	HOME	ARL	AWAY	HOME	AWAY	HOME	HOME	AWAY	LR
AUG 31 W, 20-13	SEP 7 L, 31-17	SEP 14 W, 55-34	SEP 21 L, 31-24	SEP 28 L, 31-27	OCT 12 L, 24-20	OCT 19 11 AM	OCT 26 6 PM	NOV 2 TBA	NOV 9 TBA	NOV 23 TBA	NOV 29 1:30 PM

GAME 7: AUBURN

THE GAME: AUBURN at ARKANSAS

INSIDE THE AUBURN SERIES

All-Time Record: Auburn leads 16-11-1
In Fayetteville: Auburn leads 7-5
In Auburn: Auburn leads 8-5-1
In Little Rock: Arkansas leads 1-0
In Memphis: Auburn leads 1-0
Most points scored by Arkansas: 54 (2015)
Most points scored by Auburn: 65 (2010)
Largest margin of victory by Arkansas: 25 (2011)
Largest margin of victory by Auburn: 53 (2016)

Date	UA/Opp Rank	Site	Result
Dec. 27, 1984	NR/11	Memphis, Tenn.	L, 21-15
Oct. 31, 1992		Auburn, Ala.	T, 24-24
Oct. 30, 1993		Fayetteville, Ark.	L, 31-21
Oct. 29, 1994	NR/4	Auburn, Ala.	L, 31-14
Oct. 28, 1995	NR/11	Little Rock, Ark.	W, 30-28
Nov. 2, 1996		Auburn, Ala.	L, 28-7
Oct. 25, 1997	NR/11	Fayetteville, Ark.	L, 26-21
Oct. 31, 1998	14/NR	Auburn, Ala.	W, 24-21
Oct. 30, 1999		Fayetteville, Ark.	W, 34-10
Oct. 28, 2000	NR/25	Auburn, Ala.	L, 21-19
Oct. 27, 2001	NR/17	Fayetteville, Ark.	W, 42-17
Oct. 12, 2002	NR/24	Auburn, Ala.	W, 38-17
Oct. 11, 2003	7/NR	Fayetteville, Ark.	L, 10-3
Oct. 16, 2004	NR/4	Auburn, Ala.	L, 38-20
Oct. 15, 2005	NR/21	Fayetteville, Ark.	L, 34-17
Oct. 7, 2006	NR/2	Auburn, Ala.	W, 27-10
Oct. 13, 2007	NR/22	Fayetteville, Ark.	L, 9-7
Oct. 11, 2008	NR/20	Auburn, Ala.	W, 25-22
Oct. 10, 2009	NR/17	Fayetteville, Ark.	W, 44-23
Oct. 16, 2010	12/7	Auburn, Ala.	L, 65-43
Oct. 8, 2011	10/15	Fayetteville, Ark.	W, 38-14
Oct. 6, 2012		Auburn, Ala.	W, 24-7
Nov. 2, 2013	NR/8	Fayetteville, Ark.	L, 35-17
Aug. 30, 2014	NR/6	Auburn, Ala.	L, 45-21
Oct. 24, 2015		Fayetteville, Ark.	W, 54-46 (40T)
Oct. 22, 2016	17/21	Auburn, Ala.	L, 56-3
Oct. 21, 2017	NR/21	Fayetteville, Ark.	L, 52-20
Sept. 22, 2018	NR/7	Auburn, Ala.	L, 34-3

100-YARD RUSHING GAMES (11)

Player	Date	Rushes	Yards	TDs
Alex Collins	10/24/15	25	105	1
Jonathan Williams	11/2/13	15	104	0
Michael Smith	10/10/19	18	145	1
Michael Smith	10/11/08	35	176	1
Darren McFadden	10/7/06	28	145	1
Felix Jones	10/7/06	13	104	1
Darren McFadden	10/15/05	13	108	2
Fred Talley	10/12/02	21	241	1
Fred Talley	10/28/00	26	161	1
Chryss Chukwuma	10/30/99	19	115	1
Madre Hill	10/28/95	45	186	1

300-YARD PASSING GAMES (2)

Player	Date	C-A	Yards	TDs
Tyler Wilson	10/16/10	25-34	332	4
Clint Stoerner	10/25/97	20-43	325	2

100-YARD RECEIVING GAMES (3)

Player	Date	Rec.	Yards	TDs
Greg Childs	10/16/10	9	164	2
Anthony Eubanks	10/25/97	9	167	1
Anthony Eubanks	10/28/95	8	108	1

TOTALS

100-Yard Rushing Games (Players): 11 (8)
300-Yard Passing Games (Players): 2 (2)
100-Yard Receiving Games (Players): 3 (2)

STATISTICAL BREAKDOWN: AUBURN at ARKANSAS

Arkansas	Rank: SEC (FBS)	Category	Auburn	Rank: SEC (FBS)
27.2	9 (80)	Scoring Offense	33.8	5 (40)
27.3	12 (68)	Scoring Defense	18.3	5 (18)
410.5	9 (70)	Total Offense	423.5	7 (55)
399.8	11 (74)	Total Defense	336.7	7 (37)
148.7	10 (84)	Rushing Offense	229.8	3 (20)
175.3	13 (86)	Rushing Defense	101.3	3 (20)
261.8	7 (49)	Passing Offense	193.7	12 (101)
224.5	9 (69)	Pass Defense	235.3	11 (79)
18.92	9 (93)	Kickoff Return Avg.	17.14	11 (112)
11.40	9 (35)	Punt Return Avg.	13.93	7 (19)
28:06	13 (104)	Time of Possession	29:35	8 (76)
39.8%	9 (67)	3rd Down Conv. Pct.	43.5%	6 (34)
38.5%	11 (77)	Opp. 3rd-D Conv. Pct.	30.7%	1 (17)
35.88	12 (106)	Net Punting	36.94	11 (89)
0.33	6 (43)	Turnover Margin	-0.33	12 (87)
6	3 (11)	Fumbles Recovered	8	2 (5)
2	1 (11)	Fumbles Lost	6	10 (102)
5	10 (50)	Passes Intercepted	1	14 (127)
11	6 (33)	Turnovers Gained	9	9 (54)
9	7 (65)	Turnovers Lost	11	10 (93)
118.26	11 (104)	Passing Efficiency	129.31	10 (85)
136.80	12 (81)	Pass Efficiency Defense	122.76	8 (46)
38	4 (62)	Fewest Penalties	44	13 (101)
323	5 (58)	Fewest Yards Penalized	351	9 (75)
2.67	3 (35)	Sacks	2.83	2 (27)
1.67	5 (45)	Sacks Allowed	1.33	3 (25)
6.3	7 (54)	Tackles for Losses	7.5	1 (23)
5.83	10 (60)	Tackles for Loss Allowed	6.00	11 (62)
135	8 (48)	First Downs	127	10 (73)
129	12 (83)	First Downs Allowed	111	4 (37)
65.2%	14 (127)	Red Zone Offense	84.0%	6 (61)
83.3%	13 (76)	Red Zone Defense	68.4%	5 (12)

INDIVIDUAL STATS

ARKANSAS					AUBURN				
Rushing					Rushing				
	Att.	Yds.	Avg.	TD		Att.	Yds.	Avg.	TD
Rakeem Boyd	106	617	5.8	5	JaTarvious Whitlow	110	544	4.9	7
Devwah Whaley	44	190	4.3	3	Bo Nix	45	191	4.2	2
De'Vion Warren	5	51	10.2	0	Kam Martin	34	174	5.1	2
Chase Hayden	12	39	3.2	0	Passing				
Passing					Comp.	Att.	Yds.	TD/Int.	
Nick Starkel	88	150	1,060	7/7	Bo Nix	85	152	1,125	8/5
Ben Hicks	41	80	510	1/0	Receiving				
Receiving					Rec.	Yds.	Avg.	TD	
Mike Woods	24	319	13.3	2	Seth Williams	21	368	17.5	5
Trey Knox	23	323	14.0	2	Eli Stove	20	191	9.6	2
Cheyenne O'Grady	22	287	13.0	1	Will Hastings	10	162	16.2	1
Treyton Burks	15	255	17.0	0	Sal Cannella	7	130	18.6	0
Punting					No.	Yds.	Avg.	Long	
	No.	Yds.	Avg.	Long	Arryn Siposs	30	1,293	43.1	54
Sam Loy	24	948	39.5	56	Punt Returns				
Punt Returns					No.	Yds.	Avg.	Long	
Treyton Burks	10	113	11.3	32	Christian Tutt	13	200	15.4	0
Kickoff Returns					No.	Yds.	Avg.	Long	
	No.	Yds.	Avg.	Long	Noah Igbiginoghene	4	94	23.5	31
De'Vion Warren	9	205	22.8	37	Tackles				
Tackles					UT-AT	TT	TFL	Other	
Kamren Curl	27-17	44	2.5-10	2 INT	Jeremiah Dinson	30-13	43	3.5-25	2.0 SACK
De'Jon Harris	23-21	44	3.0-5	2 FR	K.J. Britt	15-17	32	6.0-24	2 FF
Bumper Pool	17-23	40	3.0-25	3 PBU	Daniel Thomas	17-11	28	1.5-5	1 FF
Joe Fouca	20-15	35	0.0-0	1 INT	Zakoby McClain	12-14	26	2.5-6	1 FF
					Marlon Davidson	13-10	23	4.5-9	2.5 SACK

GAME 7: AUBURN

LAST MEETING: AUBURN 34, ARKANSAS 3

Score by Quarters	1	2	3	4	Total
Arkansas	0	0	3	0	3
Auburn	10	7	7	10	34

Qtr Time Scoring play

1st	10:36	AU - J. Whitlow 5 yd run (Anders Carlson kick), 7-27 2:21
	00:21	AU - Anders Carlson 18 yd field goal, 4-1 1:25
2nd	00:49	AU - Jarrett Stidham 4 yd run (Anders Carlson kick), 4-9 2:19
3rd	09:19	AR - Connor Limpert 29 yd field goal, 10-68 3:50
	09:05	AU - N. Igbinoghene 96 yd kickoff return (Anders Carlson kick)
4th	08:18	AU - J. Whitlow 15 yd run (Anders Carlson kick), 8-72 3:51
	03:15	AU - Anders Carlson 43 yd field goal, 4--10 2:36

	AR	AU
FIRST DOWNS	13	13
RUSHES-YARDS (NET)	38-149	36-91
PASSING YDS (NET)	141	134
Passes Att-Comp-Int	32-13-1	22-15-0
TOTAL OFFENSE PLAYS-YARDS	70-290	58-225
Fumble Returns-Yards	0-0	1-40
Punt Returns-Yards	1-13	3-95
Kickoff Returns-Yards	1-20	1-96
Interception Returns-Yards	0-0	1-57
Punts (Number-Avg)	9-33.8	5-47.2
Fumbles-Lost	2-1	0-0
Penalties-Yards	8-57	7-40
Possession Time	32:29	27:31
Third-Down Conversions	3 of 17	4 of 13
Fourth-Down Conversions	1 of 2	0 of 1
Red-Zone Scores-Chances	1-2	5-6
Sacks By: Number-Yards	4-21	2-19

RUSHING: Arkansas-Rakeem Boyd 8-66; Ty Storey 12-44; Devwah Whaley 8-26; Chase Hayden 6-11; Cole Kelley 2-2; Maleek Williams 2-0. Auburn-J. Whitlow 13-49; Kam Martin 8-39; A. Schwartz 2-9; Shaun Shivers 2-1; TEAM 1-minus 2; Jarrett Stidham 10-minus 5.

PASSING: Arkansas-Ty Storey 13-31-1-141; Team 0-1-0-0. Auburn-Jarrett Stidham 15-22-0-134.

RECEIVING: Arkansas-Rakeem Boyd 2-39; Jordan Jones 2-15; Jared Cornelius 2-15; Devwah Whaley 2-9; Deon Stewart 1-32; Mike Woods 1-13; Chase Hayden 1-6; Jeremy Patton 1-6; Austin Cantrell 1-6. Auburn-Ryan Davis 6-40; A. Schwartz 3-59; Darius Slayton 2-23; Kam Martin 2-0; Seth Williams 1-10; Sal Cannella 1-2.

INTERCEPTIONS: Arkansas-None. Auburn-Javaris Davis 1-57.

FUMBLES: Arkansas-Chase Hayden 1-1; Ty Storey 1-0. Auburn-None.

Arkansas (1-3,0-1) vs. Auburn (3-1,1-1)

Date: Sep 22, 2018 • Site: Auburn, AL • Stadium: Jordan-Hare

Attendance: 84188

Kickoff time: 6:39 pm • End of Game: 9:54 pm • Total elapsed time: 3:15
 Officials: Referee: K. Williamson; Umpire: Wally Hough; Linesman: Lane Thomas;
 Line judge: Mickey Bryson; Back judge: Grantis Bell; Field judge: Jeff Batts;
 Side judge: Rob Skelton; Center judge: Scott Walker;
 Temperature: 85 • Wind: SE 9 mph • Weather: Partly cloudy

IN DEPTH CHART: OFFENSE

WR



8 Mike Woods ||| 6-1, 203, So.

Team-leader in receptions (24), 2nd in yards (319) ... Four rec., 62 yards & TD vs. TAMU ... Back-to-back games with TD ... First 100-yd game (115) vs. SJSU on 9/21 - Career-long 62-yd TD catch ... Six receptions (career-high) at OM - team-high.

1 De'Vion Warren ||| 5-10, 188, Jr.

1 rec./15 yds vs. SJSU ... Returned three kicks at OM, longest 37 yards ... 3rd on team in rushing (51 yards) ... Returned 14 kicks for 399 yds in 2018 ... 78-yd KO return vs. Alabama (10/6/18) & first TD rec. ... 100-yd KO return TD vs. Auburn in 2017.

	REC	YDS	TD
2019	24	319	2
2018	18	206	1
Totals	42	525	3

TE



85 Cheyenne O'Grady ||| 6-4, 256, Sr. > Mackey Watch List

Career-best 91 yards vs. TAMU ... Mackey TE of the Week (10/1) ... 3 rec., 74 yards, 1 TD vs. CSU - 62 yd TD - T-longest ARK play of yr ... Led team in rec. (30) & TDs (6) in 2018 ... Son of the late Larry Marks - 3-year ARK MBB player (1988-90).

	REC	YDS	TD
2019	3	20	0
2018	3	14	1
2017	1	5	0
Totals	7	39	1

89 Grayson Gunter ||| 6-4, 243, Jr.

Started vs. PSU & CSU ... 3 rec., 16 yards vs. PSU ... Played in 11 games last year, starting twice ... High four rec., 51 yards, 1 TD vs. Tulsa ... Season-long 23-yard catch vs. LSU on 11/10/18 ... Father Bubba played football at Ole Miss from 1989-91.

	REC	YDS	TD
2019	3	16	0
2018	4	51	1
2017	-	-	-
2016	1	29	0
Totals	8	96	1

LT



74 Colton Jackson ||| 6-5, 301, Sr.

Started at LT in first three games ... Played in 10 games in 2018, starting eight of the last nine at LT ... Totaled 516 snaps during junior campaign ... Allowed just one sack in 305 pass blocking plays last year.

	GP	GS
2019	3	3
2018	10	8
2017	12	10
2016	12	3
Totals	37	24

76 Myron Cunningham ||| 6-6, 290, Jr.

Started at RG in first three games, LT vs. SJSU & UK ... Transferred from Iowa Central CC ... First Team NJCAA All-American in 2018 ... Started all 12 games, helping ICC to an 8-4 record with 4,670 yds of offense, 2,884 passing yds & 46 TDs.

	GP	GS
2019	6	5
2018	12	12
Totals	18	17

LG



54 Austin Capps ||| 6-4, 304, Sr.

First career start vs. PSU, also started vs. SJSU/TAMU/UK ... Played in 11 games in 2018 ... Totaled 193 snaps, 151 at LG and 42 at right guard ... Season-high 45 snaps vs. North Texas on 9/15 ... Transitioned from the d-line to the o-line in 2018.

	GP	GS
2019	5	4
2018	11	0
2017	12	0
2016	12	0
Totals	40	4

68 Kirby Adcock ||| 6-5, 288, So.

Played in four games as a redshirt-freshman in 2018, starting once against EIU in the season opener ... Worked a total of 65 snaps, including 56 on the offensive line and nine on special teams ... Two-time Fall SEC Academic Honor Roll.

	GP	GS
2019	6	0
2018	4	1
Totals	10	1

C



66 Ty Clary ||| 6-4, 285, Jr.

PFF National Team of the Week (Week 3) ... No. 2 rated C in SEC ... Started all six games ... Played in all 12 games in 2018, starting each of the last 11 ... Totaled 674 snaps on the o-line, finishing fourth on the team in total snaps played.

	GP	GS
2019	6	6
2018	12	11
2017	7	4
Totals	25	21

57 Shane Clenin ||| 6-6, 302, So.

Appeared in five of six games this year ... Played in seven games as a redshirt freshman in 2018 ... Appeared in each of the last five games ... Totaled 61 snaps, including a season-high 50 against Eastern Illinois in the season opener.

	GP	GS
2019	5	0
2018	7	2
Totals	12	2

RG



51 Ricky Stromberg ||| 6-4, 266, Fr.

Started at LG vs. OM/CSU, RG vs. SJSU/TAMU/UK ... Four-star prospect by 247Sports ... Rated as the No. 19 OG in the country & No. 3 overall prospect in Oklahoma by 247Sports ... Three-year letterwinner at Union HS on both sides of the ball.

	GP	GS
2019	6	5
Totals	6	5

55 Beaux Limmer ||| 6-5, 293, Fr.

Saw action vs. CSU ... Three-star prospect by Rivals, 247Sports & ESPN ... Rated as the No. 67 offensive tackle in the nation by 247Sports ... Helped Tyler Lee HS to 2,346 yards on the ground, 1,159 passing yards & 26 total TDs as a senior.

	GP	GS
2019	1	-
Totals	1	-

RT



78 Dalton Wagner ||| 6-9, 302, So.

Started at RT in all six games ... Played in 11 of 12 games in 2018, starting once at LT on homecoming against Tulsa ... Totaled 205 snaps as a R-Fr ... Did not allow a sack or QB hit in 65 pass protection snaps.

	GP	GS
2019	6	6
2018	11	1
Totals	17	7

76 Myron Cunningham ||| 6-6, 290, Jr.

Started at RG in first three games, LT vs. SJSU/UK ... Iowa Central CC Transfer ... 1st Team NJCAA All-American (2018).

	GP	GS
2019	5	5
2018	12	12
Totals	17	17

71 Ryan Winkel ||| 6-6, 285, R-Fr.

Seen action in all six games ... Did not play during 2018 season after a pectoral injury ... Three-star prospect.

	GP	GS
2019	6	6
2018	12	12
Totals	18	18

QB



6 Ben Hicks ||| 6-1, 217, Sr. - OR -

Started first two games (21-for-45, 241 yds), entered vs. TAMU (15-27, 188 yds, 1 TD) & UK (5-8, 81 yds) ... SMU grad (2016-18) - career leader in pass yds, total off., TD passes, TDs resp. for, comp. & 300-yd games.

	C-A-I	YDS	TD
2019	41-80-0	510	1
2018	208-372-7	2,582	19
2017	276-472-12	3,569	33
2016	234-422-5	2,930	19
Totals	759-1,346-34	9,591	72

17 Nick Starkel ||| 6-3, 214, Jr.

Broke 3,000-yd threshold for career at UK ... 28-of-50, 356 yds, 3 TDs vs. SJSU ... 20-of-35, 305 yds, 3 TDs vs. CSU ... First 300 yd, 3 TD game by ARK QB since 2016 ... Texas A&M Transfer - threw for 400+ yds twice in '17.

	C-A-I	YDS	TD
2019	88-150-7	1,060	7
2018	15-22-0	169	1
2017	123-205-6	1,793	19
Totals	226-387-13	3,022	22

RB



5 Rakeem Boyd ||| 6-0, 213, Jr. > Doak Walker & Earl Campbell Tyler Rose Watch Lists

134 rush yds at UK, 2 TDs - most in ARK uniform ... 6th 100-yd game at ARK ... 122 rush yds vs. CSU, 2 TDs ... 114 rush yds vs. PSU ... Led the team in rushing in 2018 ... 100+ yards in three games ... Rushed for 1,211 yds & 14 TDs at Indy CC in 2017.

	ATT	YDS	TD
2019	106	617	5
2018	123	734	2
Totals	229	1,351	7

21 Devwah Whaley ||| 5-11, 212, Sr. > Doak Walker Watch List

11-yd TD vs. TAMU ... 9 att., 81 yds, 1 TD vs. CSU ... Scored first TD of yr for ARK vs. PSU ... Second in rushing last yr with 368 yards on 82 carries ... Four starts in 2018 ... 165 yards/TD at CSU (9/8/18) ... Second on team in rushing in 2017 (559 yds).

	ATT	YDS	TD
2019	44	190	3
2018	82	368	2
2017	127	559	7
2016	110	602	3
Totals	363	1,719	15

WR



16 Treyton Burks ||| 6-3, 223, Fr. > ESPN Preseason Freshman All-American

Four rec., 58 yards vs. TAMU ... Led team in rec. yds twice this season - first vs. PSU (52 yds on 3 rec.) & vs. CSU (92 yds on 4 rec.) ... Two rec., 28 yds at OM ... Four-star by Rivals, 247Sports & ESPN ... Rated top player in Arkansas by 247Sports.

	REC	YDS	TD
2019	15	255	0
Totals	15	255	0

19 Tyson Morris ||| 6-1, 200, Jr.

Caught a pass in every game this season, three for 60 yds & a TD vs. SJSU - second career TD & career-high yds ... Played in 11 of 12 games as a R-Fr in 2018 ... Caught four passes for 30 yards, scoring on an 11-yd play vs. VU on 11/20/18.

	REC	YDS	TD
2019	9	129	1
2018	4	30	1
Totals	13	159	1

WR



7 Trey Knox ||| 6-5, 205, Fr. > FWA Preseason Freshman All-American Watch List

Team leader in rec. yds (323), 2nd in rec. (23) ... Team-best six rec. vs. CSU - 90 yds & first-career TD on 24 yd pass ... 83 yds & TD vs. SJSU ... Team-high six rec./88 yards at OM ... Team-longest 38-yd play in start vs. PSU ... Four-star prospect.

	REC	YDS	TD
2019	23	323	2
Totals	23	323	2

15 T.Q. Jackson ||| 6-4, 197, Fr.

Caught first pass vs. TAMU, two yard cross ... Four-star prospect by Rivals ... Rated No. 42 WR in the country & 41st overall player in Texas by Rivals ... Recorded a team-best 797 receiving yards on 38 receptions with 11 TDs at Jefferson HS.

	REC	YDS	TD
2019	1	2	-
Totals	1	2	-

GAME 7: AUBURN

IN DEPTH CHART: DEFENSE

	U-A-T	TFL	SACK
2019	13-11-24	5:5-32	2:5-20
2018	3-10-13	1:5-3	0:0-0
2017	1-0-1	0:0-0	0:0-0
Totals	17-21-38	7:0-35	2:5-20


6 Gabe Richardson III | 6-3, 240, Sr.
 FF returned by Harris for TD vs. TAMU - Five tackles, 1.0 TFL ... Seven stops, one sack at OM ... Three tackles, half-a-sack vs. PSU ... Played in 11 games, two starts in 2018 ... Fumble recovery vs. UNT (9/15/18) ... First career start 9/8/18.



DE

	U-A-T	TFL	SACK
2019	5-2-7	4:5-25	3:5-21
2018	11-9-20	10:5-10	0:0-0
2017	0-0-0	0:0-0	0:0-0
2016	0-0-0	0:0-0	0:0-0
Totals	16-11-27	5:5-30	3:5-21

86 Jamarío Bell III | 6-5, 265, Sr.
 Both tackles vs. TAMU were sacks ... 3.5 sacks over seven stops this year ... Played in 11 games in 2018 ... Forced a fumble against Ole Miss on 10/13/18 ... Posted multi-tackle performances in six games, including four vs. Eastern Illinois.



DT

	U-A-T	TFL	SACK
2019	12-8-20	5:5-25	4:0-23
2018	19-26-45	10:0-44	4:5-25
2017	15-22-37	7:5-33	2:5-19
2016	8-19-27	5:5-23	2:5-13
Totals	54-75-129	28:5-125	13:5-80

3 McTelvin Agim III | 6-3, 300, Sr. > *Preseason third-team All-SEC, Bednarik Watch List*
 Sack & 1.5 TFL at UK ... Sack vs. TAMU ... FF vs. CSU ... TFL at OM ... Paced ARK in tackles (6) & sacks (2.0) vs. PSU ... Led the team in TFLs (10.0) in 2018 ... First Razorback with double-digit TFLs since Deatrich Wise Jr. (2015).



	U-A-T	TFL	SACK
2019	5-6-11	0:5-2	0:0-0
2018	1-0-1	0:0-0	0:0-0
Totals	6-6-12	0:5-2	0:0-0

93 Isaiah Nichols III | 6-3, 277, R-Fr.
 Talled four tackles vs. CSU, including 0.5 TFL ... Three tackles at OM ... Saw action vs. PSU ... Played in three games in 2018, totaling 45 snaps ... Recorded a tackle in the season opener vs. Eastern Illinois (9/1/18), a solo stop.



DT

	U-A-T	TFL	SACK
2019	3-6-9	3:0-18	2:0-15
2018	10-16-26	3:5-10	1:5-6
2017	10-16-26	1:5-3	0:0-0
2016	1-3-4	4:0-17	2:0-15
Totals	24-41-65	12:0-48	5:5-36

52 TJ Smith III | 6-3, 293, Sr. > *Wuerffel Watch List*
 PFF National Team of the Week (10/1) ... Sack & FF vs. TAMU ... Three tackles vs. CSU - one sack & 1.5 TFL ... Inaugural recipient of Broyles Razorback Award ... SEC Community Service Team/Leadership Council.



	U-A-T	TFL	SACK
2019	5-2-7	2:0-4	0:0-0
2018	4:10-14	0:0-0	0:0-0
2017	2-4-6	0:5-0	0:0-0
Totals	11-16-27	2:5-4	0:0-0

42 Jonathan Marshall III | 6-3, 299, Jr.
 TFL & forced fumble at UK ... Two tackles vs. CSU ... Two stops, one TFL at OM ... Tackle & QBH vs. PSU ... Played in 11 games in 2018 ... Posted four multi-tackle games, with three stops vs. Tulsa (10/20/18) & Mississippi State (11/17/18).



DE

	U-A-T	TFL	SACK
2019	7-5-12	1:5-4	0:0-0
Totals	7-5-12	1:5-4	0:0-0

11 Mataio Soli III | 6-4, 239, Fr.
 TFL vs. TAMU ... Started at DE in last four games ... One tackle, 0.5 TFL vs. CSU ... Three stops at OM ... Recorded solo stop vs. PSU ... Four-star prospect - Rivals & 247Sports ... Son of former Arkansas D-Lineman Junior Soli (1992-95).

	U-A-T	TFL	SACK
2019	3-2-5	0:0-0	0:0-0
Totals	3-2-5	0:0-0	0:0-0

13 Collin Clay III | 6-5, 285, Fr.
 Saw action in last five games - three stops vs. TAMU, two at UK ... Four-star (Rivals & 247Sports) ... No. 20 strongside DE in the country & No. 2 in Oklahoma (Rivals) ... Racked up 62 tackles, three sacks & 5.5 TFLs as Sr. at Putnam City HS.




LB

	U-A-T	TFL	SACK
2019	11-7-18	2:5-9	1:0-7
2018	9-15-24	0:0-0	0:0-0
2017	3-0-3	0:0-0	0:0-0
Totals	23-22-45	2:5-9	1:0-7

27 Hayden Henry III | 6-2, 226, Jr.
 Seven tackles vs. CSU - forced fumble in 4th quarter ... Four stops at OM ... Sack vs. PSU ... Played in all 12 games in 2018 ... Brother Hudson (freshman TE) on team ... Brother Hunter (Mackey Winner) & dad Mark (C) played at Arkansas.

	U-A-T	TFL	SACK
2019	1-0-1	0:0-0	0:0-0
2018	1-4-5	0:5-2	0:0-0
2017	3-3-6	0:0-0	0:0-0
Totals	5-7-12	0:5-2	0:0-0

22 Deon Edwards III | 6-1, 220, Jr.
 Had a tackle vs. CSU ... Seen action on special teams in all five games ... Played in all 12 games last year ... Recorded his lone half-tackle-for-loss against EIU ... Had two stops vs. EIU & at CSU a week later ... Also one vs. UNT.



LB

	U-A-T	TFL	SACK
2019	23-21-44	3:0-5	0:0-0
2018	62-56-118	9:0-23	2:0-11
2017	66-49-115	8:5-25	3:5-18
2016	18-19-37	2:0-8	1:0-6
Totals	169-145-344	22:5-63	6:5-35

8 De'Jon Harris III | 6-0, 245, Sr. > *Preseason second-team All-SEC, Butkus Watch List*
 10 tackles, TFL, FR at UK ... Returned fumble for TD vs. TAMU ... Team-best 12 stops vs. CSU ... Led the SEC in tackles (118) in 2018 ... Career-high 16 stops 9/29/18 ... 7 double-digit stop games (2018) ... 100+ stops in back-to-back yrs - 7th Hog.



	U-A-T	TFL	SACK
2019	4:15-19	3:0-14	1:0-8
2018	8:16-24	2:5-4	0:0-0
2017	22:16-38	3:5-15	1:0-4
Totals	34-47-81	9:0-33	2:0-17

31 Grant Morgan III | 5-11, 229, Jr.
 Four stops at UK ... Four tackles, 1.5 for loss, 1.0 sack vs. CSU ... Four stops & a TFL vs. PSU ... Played in all 12 games last year ... Posted at least a half-a-tackle for loss in first three games in 2018.



LB

	U-A-T	TFL	SACK
2019	17-23-40	3:0-5	0:0-0
2018	14-15-29	2:5-4	0:0-0
Totals	31-38-69	5:5-9	0:0-0


10 BUMPER POOL III | 6-2, 228, So.
 T-Career-high 10 stops at UK - 1.5 TFLs & PBU ... Led team in tackles first two games - 9 at OM, 1 TFL ... Started four games at WLB in 2018 ... Fumble rec. vs. EIU (9/1/18) - 60 yd return ... Blocked FG vs. EIU.

	U-A-T	TFL	SACK
2019	11-7-18	2:5-9	1:0-7
2018	9-15-24	0:0-0	0:0-0
2017	3-0-3	0:0-0	0:0-0
Totals	23-22-45	2:5-9	1:0-7

27 Hayden Henry III | 6-2, 226, Jr.
 Seven tackles vs. CSU - forced fumble in 4th quarter ... Four stops at OM ... Sack vs. PSU ... Played in all 12 games in 2018 ... Brother Hudson (freshman TE) on team ... Brother Hunter (Mackey Winner) & dad Mark (C) played at Arkansas.

	U-A-T	TFL	INT
2019	13-3-16	0:0-0	1:1-2
2018	8-1-9	0:0-0	0:0-0
Totals	21-4-25	0:0-0	1:1-2

21 Montaric Brown III | 6-0, 187, So.
 Five tackles at UK, all solo ... First career INT vs. TAMU ... Four tackles, two PBU & a FR vs. CSU ... Played in 11 games in 2018 as a redshirt-freshman ... Posted a season-best five solo tackles at Missouri ... First career start vs. Tulsa.



CB

	U-A-T	TFL	INT
2019	0:0-0	0:0-0	0:0-0
Totals	0:0-0	0:0-0	0:0-0

23 Devin Bush III | 6-0, 203, Fr.
 Seen action in four games this year ... Four-star prospect by Rivals, 247Sports and ESPN ... Ranked as the No. 16 CB in the country by ESPN ... Ranked 219 in ESPN's Top 300 ... Three-year letterwinner at Edna Karr HS.




SS

	U-A-T	TFL	INT
2019	27-17-44	2:5-10	2:2-2
2018	27-26-53	0:0-0	0:0-0
2017	32-14-46	0:0-0	0:0-0
Totals	86-57-143	2:5-10	2:2-2

2 Kamren Curl III | 6-2, 198, Jr. > *Preseason third-team All-SEC*
 12 stops vs. TAMU - career-high ... First double-digit game ... INT vs. SJSU ... Nine tackles vs. CSU ... 69-yr FR TD at OM (first career) ... First INT & sack (2.0) of career vs. PSU ... Only player in NCAA with a sack, INT & fumble rec. TD in 2019.

	U-A-T	TFL	INT
2019	6-4-10	0:0-0	0:0-0
2018	1-4-5	0:0-0	0:0-0
Totals	7-8-15	0:0-0	0:0-0

18 Myles Mason III | 6-2, 203, So.
 Five tackles, four solo, vs. PSU ... Played in nine games in 2018... Totaled 106 snaps last year ... Posted five tackles, one solo, spread out over four games ... His multi-tackle game came at Missouri on 11/23/18, including his lone solo stop.




FS

	U-A-T	TFL	INT
2019	20-15-35	0:0-0	1:20
2018	6-5-11	0:0-0	0:0-0
Totals	26-20-46	0:0-0	1:20

7 Joe Foucha III | 5-11, 198, So.
 Career-high 11 stops at UK ... Six tackles vs. CSU & TAMU ... Fumble rec. at OM ... Game-ending INT vs. PSU, two PBUs ... Played in nine games in 2018, starting at Missouri ... Had seven tackles in last two games of 2018, four at MSU (11/7/18).

	U-A-T	TFL	INT
2019	0:0-0	0:0-0	0:0-0
Totals	0:0-0	0:0-0	0:0-0

1 Jalen Catalon III | 5-10, 196, Fr.
 Saw action in the SEC opener at Ole Miss, vs. SJSU and at UK ... Four-star prospect by Rivals, 247Sports and ESPN ... Ranked 20th in the nation at the safety position by Rivals ... Four-year letterwinner at Mansfield Legacy HS.



CB

	U-A-T	TFL	INT
2019	12-6-18	0:0-0	1:0
2018	21-4-25	0:0-0	0:0-0
Totals	33-10-43	0:0-0	1:0

4 Jarques McClellion III | 6-0, 175, So.
 Recorded five tackles vs. CSU & TAMU ... INT vs. PSU - first career pick ... Played in all 12 games, starting nine as a redshirt-freshman ... Season-high five tackles, all solo, against Ole Miss in Little Rock ... Team-high seven PBUs in 2018.

	U-A-T	TFL	INT
2019	8-1-9	0:0-0	0:0-0
2018	0:0-0	0:0-0	0:0-0
Totals	8-1-9	0:0-0	0:0-0

24 LaDarrius Bishop III | 6-0, 193, R-Fr.
 Team-high 8 tackles vs. SJSU ... First career start vs. SJSU opposite McClellion ... Returned fumble recovery for TD vs. CSU ... Seen action on special teams ... Played in two games last year ... Saw action vs. UNT (9/15/18) & LSU (11/10/18).

GAME 7: AUBURN

RAZORBACK TRENDS

	2019	Morris	Streak
Overall	2-4	18-36	L3
At Home	2-1	14-15	L1
On the Road	0-2	4-18	L7
Neutral	0-1	0-3	L5
August	1-0	1-0	W2
September	2-7	9-13	L2
October	1-4	5-11	L2
November	0-3	3-12	L4
December-January	0-0	0-0	L1
vs. SEC	0-3	0-11	L14
vs. Non-Conference	2-1	10-9	L1
vs. Ranked Opponents	0-1	1-14	L10
Record in Games...			
Decided by 7 pts or less	1-3	5-11	L3
Decided by 3 pts or less	0-0	2-3	W4
During the day	2-1	8-19	L1
At night	0-3	9-17	L9
Record When Scoring...			
Less than 21 points	1-2	1-15	L2
21+ points	1-2	17-21	L2
30+ points	1-0	15-12	W1
40+ points	1-0	9-5	W3
50+ points	1-0	5-0	W4
Record When Allowing...			
Less than 14 points	1-0	3-0	W13
Less than 21 points	0-0	5-0	W9
21+ points	1-4	11-36	L3
Record When...			
Scoring first	0-1	11-15	L2
Opponents score first	2-3	7-21	L2
Leading after the 1Q	2-1	13-10	L1
Trailing after the 1Q	0-2	2-21	L10
Tied after the 1Q	0-1	3-5	L2
Leading at halftime	2-1	17-4	L1
Trailing at halftime	0-3	1-31	L11
Tied at halftime	0-0	0-1	--
Leading after the 3Q	1-1	13-3	L1
Trailing after the 3Q	0-3	4-33	L13
Tied going into the 4Q	1-0	1-0	W1
In overtime games	0-0	1-1	L1
Record With...			
Less than 300 yards total offense	0-0	0-8	L11
400+ yards total offense	1-1	15-17	L1
500+ yards total offense	1-0	5-3	W2
Less than 100 yards rushing	0-2	2-12	L5
100+ yards rushing	2-2	16-24	L2
200+ yards rushing	3-0	12-7	W3
300+ yards rushing	0-0	2-1	L1
Less than 200 yards passing	1-1	4-11	L1
200+ yards passing	1-3	14-25	L2
300+ yards passing	1-2	7-8	L1
400+ yards passing	0-0	0-1	L2
A 100-yard rusher	2-1	10-11	L1
2+ 100-yard rushers	0-0	2-0	W8
Record When Allowing...			
Less than 200 total yards	0-0	0-0	W6
200+ total yards	2-4	18-36	L3
300+ total yards	1-4	13-34	L3
400+ total yards	1-3	8-27	L2
Less than 100 rush yards	1-1	7-4	L1
100+ rush yards	1-3	10-33	L2
200+ rush yards	1-2	5-25	L1
Less than 200 pass yards	1-1	8-12	L1
200+ pass yards	1-3	10-24	L2
300+ pass yards	0-1	5-11	L4
400+ pass yards	0-1	2-5	L3
A 100-yard rusher	1-1	3-20	L1
Record When Having...			
No turnovers	0-1	7-4	L1
Less than 3 turnovers	2-3	15-24	L2
3 or more turnovers	0-1	2-11	L16
No takeaways	0-0	1-8	L4
Less than 3 takeaways	1-4	11-30	L3
3 or more takeaways	1-0	7-6	W3
Win turnover battle	2-3	14-10	L2
Lost turnover battle	0-1	2-21	L9
Turnovers even	0-0	2-5	W1
More than 30:00 TOP	1-0	12-15	W1
Less than 30:00 TOP	1-4	6-21	L3

RAZORBACK NOTEBOOK

QUICK HITS

- With Rakeem Boyd's 114-yard performance against Portland State, Arkansas has had at least one player record 100 rushing yards in a game in each of the last 36 years.
- Nick Starkel's 305 passing yards vs. Colorado State made it four of the last five years Arkansas has had at least one quarterback throw for 300 or more yards in a game.
- Mike Woods amassed 115 receiving yards against San Jose State, making it 13-straight years Arkansas has had at least one 100-yard receiver.
- The Razorbacks returned to a natural-grass playing surface at DWRRS for the first time since 2009.
- Forty-six student-athletes on the 2019 roster are from inside the state's borders, with five from Fayetteville - Ty Clary, Elias Hale, Ty Clary, Tyson Morris and Cheyenne O'Grady.
- Fifteen different states are represented on this year's roster.
- Five true freshman have started a game this season - Greg Brooks Jr. (NB), Treyton Burks (WR), Trey Knox (WR), Mataio Soli (DE) and Ricky Stromberg (LG). Seventeen freshmen played against Colorado State, the most in a game for Arkansas this year.



Trey Knox (L) & Treyton Burks (R) are the top freshman WR duo in the power five with 38 receptions, 578 yards & two touchdowns.

THAT DUDE RAKEEM

Junior running back Rakeem Boyd continues to make highlight reel plays week after week, from hurdling oncoming defenders to breaking off huge plays for the Razorback offense. In Lexington, Boyd took the second play of the game 74 yards to the house for a touchdown. He finished the night with 134 rushing yards, his most while wearing an Arkansas uniform, and two touchdowns, scoring again in the fourth quarter to give the Hogs the lead. It was his third game this season with 100+ rushing yards and sixth overall as a Razorback, also doing so against Colorado State (122) and Portland State (114). Last year, all three of his century-mark rushing performances came against SEC opponents. He is one of 20 Arkansas running backs all-time to record six 100+ yard rushing performances while playing for the school.

- Boyd leads all SEC running backs with 617 rushing yards this season and ranks 15th in the country.
- He is averaging 102.8 yards per game this year, good for second in the league and 17th in the NCAA.
- His two-touchdown performance against the Wildcats marked the second time this season he's accomplished the feat, also doing so against Colorado State on Sept. 14.
- Arkansas has a total of 12 100-yard performances currently on its roster split between Boyd (six), senior Devwah Whaley (four) and juniors T.J. Hammonds (one) and Chase Hayden (one).

SCOOT SCOOT

For the second consecutive game, senior linebacker De'Jon "Scoota" Harris came away with a fumble recovery, giving him three over the last two years. After scooping and scoring a loose ball against Texas A&M on Sept. 28, Harris came away with another on Saturday in Lexington after falling on a ball jarred free by junior defensive lineman Jonathan Marshall, which was later turned into points by the Arkansas offense. He is tied for first in the conference with two recoveries this season and tied for fifth in the NCAA. It came as part of a 10-tackle performance against the Wildcats, including one for loss, giving him two double-digit tackle games this year and the 17th of his collegiate career. Harris has led the conference in total tackles in each of the last two seasons, posting 100+ in both years and is currently tied for fifth in the conference with 44 total stops.

TRIPLE DOUBLE

Harris wasn't the only Razorback with double-digit tackles against Kentucky on Saturday, as he was joined by sophomores Joe Foucha (11) and Bumper Pool (11) in accomplishing the feat. It was a career-high mark for Foucha and matched Pool's best as a Razorback, making it the first time Arkansas has had three defenders with 10 or more tackles since last year's game against LSU.

THE FRESHEST

The top freshman wide receiver duo in the power five resides in Fayetteville, Arkansas, and the tandem has barely played together this year. Trey Knox and Treyton Burks arrived on the Hill with plenty of hype as four-star prospects, with Knox enrolling early in January. In five games, Knox has hauled in 23 receptions, for 323 yards, a team-best, and two touchdowns, while Burks has 15 catches for 255 yards to his name in the same amount of contests. Their totals combine for 38 receptions and 578 yards this season, as Knox has the most receiving yards by an Arkansas true freshman since Hunter Henry's 409 in 2013.

- Knox & Burks are two of the three SEC representatives on the NCAA freshmen top 10 receiving yards list.
- Knox (4.6) & Burks (3.0) lead SEC freshmen in rec. per game and receiving yards per game at 64.6 & 51.0, respectively.
- The duo has 12 of Arkansas' 40 plays of 20+ yards this season, with Burks producing a team-best seven.



Rakeem Boyd leads all SEC running backs with 617 rushing yards this season and ranks 15th in the country in the category.

GAME 7: AUBURN

RAZORBACK NOTEBOOK

BIG HANDS GUY

Freshman receiver Treylon Burks has been blessed with size 10.25 inch hands, measured from thumb to pinky finger. Here is how his size 5XL hands measure compare:

- Average male size - 7.6"
- Houston Texans Receiver DeAndre Hopkins - 10.1"
- Cleveland Browns Receiver Odell Beckham Jr. - 10"
- Atlanta Falcons Receiver Julio Jones - 9.75"
- NBA Hall of Famer Shaquille O'Neal - 11.75"



#KAMCURLWEEK

Another week, another strong performance on defense from junior safety Kamren Curl. After losing the team lead in total tackles heading into Arkansas' game against Texas A&M, the San Diego, California, native returned to the top of the leaderboard with his first double-digit tackle performance of his career. In Arlington on Sept. 28, Curl racked up 12 stops, four solo, against the Aggies to give him 39 on the season. It was his first time leading the team in tackles in a game this year. He ranks second in the SEC in total tackles and fourth in solo stops (24). He's had two sacks, two interceptions & a fumble forced, which he recovered on the same play, taking it 69 yards for a TD against Ole Miss on Sept. 14. He is the only player in the country with an interception, sack and fumble recovery for a TD this season. Curl entered the season as a preseason All-SEC third team member and found his way onto the PFF SEC Team of the Week after the 2019 opener vs. Portland State.



Kam Curl is the only player in the country with a sack, an interception and a fumble recovery for a touchdown in 2019.

PROTECT THE ROCK

The Razorbacks have done a solid job this season protecting the football on run plays & after the catch, losing only two of five fumbles on offense. The mark is tied for the conference lead and ranks 11th in the country.

SO TRUE

Arkansas has started a total of five true freshmen this season, with all five starting in two games against Colorado State and Kentucky. Greg Brooks Jr. (DB), Treylon Burks (WR), Trey Knox (WR), Mataio Soli (DL) and Ricky Stromberg (OL) have all earned starting nods in 2019. Arkansas is one of six schools to have started at least five true freshmen in 2019 & is one of three programs, including the only SEC school to have started three true freshmen on offense.

OH MY, O'GRADY

Senior tight end Cheyenne O'Grady is making the most of his final season wearing the Cardinal & White, turning in another strong performance against Texas A&M on Sept. 28. The Fayetteville native racked up his highest reception & yardage total as a Razorback against the Aggies, tallying eight catches for 91 yards in the contest. Despite missing the first game of the year, O'Grady ranks second among conference tight ends and ranks 12th in the country in receiving yards with 287 & receptions at 22. He was named the John Mackey Tight End of the Week on Oct. 1 for his game vs. the Aggies.

O'Grady also hauled in a team-best four receptions for 44 yards at Kentucky on Oct. 12.

- His 91 yards vs. Texas A&M were the most by an Arkansas TE since Hunter Henry's 92 vs. K-State (2016 Liberty Bowl).
- O'Grady led the team in rec. yards & rec. vs. the Aggies for the first time this year & was the second-straight game vs. TAMU.
- He has the 10th-most yards after catch in the country and most in the SEC for a TE with 148.
- O'Grady caught a 62-yard TD vs. Colorado State, which was the longest offensive play of the year for Arkansas at the time.
- He has five receptions of 20+ yards this year and 14 for his career.
- O'Grady is Arkansas' career active leader in receptions (76) and receiving yards (882).

DEEP THREAT

An area the Razorbacks have emphasized in 2019 is completing the deep ball in the passing game. Through six games, Arkansas has completed 15 passes thrown for 20+ yards, the second-most of any team in the SEC. Junior quarterback Nick Starkel owns eight of those plays, while senior Ben Hicks can lay claim to seven. Twenty-six of those deep targets have been assigned to three of Arkansas' top four receivers in Treylon Burks (10), Trey Knox (8) and Mike Woods (8). Arkansas is one of two schools in the SEC with three players with eight or more targets of 20+ yards.

CAREER 100-YARD RUSHING GAMES

Rakeem Boyd • Jr. • RB (8)

- 134, Kentucky, 2019
- 122, Colorado State, 2019
- 114, Portland State, 2019
- 113, Vanderbilt, 2018
- 109, Ole Miss, 2018
- 102, Alabama, 2018

Devwah Whaley • Sr. • RB (4)

- 165, at Colorado State, 2018
- 135, Alcorn State, 2016
- 119, New Mexico State, 2017
- 112, at Mississippi State, 2016

T.J. Hammonds • R-Jr. • RB (1)

- 119, Coastal Carolina, 2017

Chase Hayden • Jr. • RB (1)

- 120, Florida A&M, 2017

CAREER 100-YARD RECEIVING GAMES

Jordan Jones • Jr. • WR (2)

- 132, Eastern Illinois, 2018
- 122, Missouri, 2017

Mike Woods • So. • WR (1)

- 115, San Jose State, 2019

CAREER 400-YARD PASSING GAMES

Nick Starkel • Jr. • QB (2)

- 499, Wake Forest, 2017
- 416, New Mexico, 2017

CAREER 300-YARD PASSING GAMES

Ben Hicks • Sr. • QB (12)

- 397, Houston, 2017
- 380, USF, 2016
- 375, Tulane, 2017
- 344, Memphis, 2018
- 338, Tulsa, 2017
- 331, Navy, 2016
- 328, Cincinnati, 2018
- 319, Tulsa, 2018
- 318, Houston, 2018
- 312, North Texas, 2017
- 305, TCU, 2017
- 302, Tulane, 2016

Nick Starkel • Jr. • QB (4)

- 499, Wake Forest, 2017
- 416, New Mexico, 2017
- 356, San Jose State, 2019
- 305, Colorado State, 2019

CAREER 15-TACKLE GAMES

De'Jon Harris • Sr. • LB (1)

- 16, Texas A&M, 2018

CAREER MULTI-FORCED FUMBLES GAMES

McTelvin Agim • Sr. • DL (2)

- 2, Colorado State, 2018
- 2, Mississippi State, 2017

2019 HONORS

McTelvin Agim • Sr. • DL (4)

- Bednarik Award Watch List
- Preseason All-SEC Third Team (Coaches)
- Preseason All-SEC Third Team (Media)
- Pro Football Focus SEC Team of the Week - Week 1

Rakeem Boyd • Jr. • RB (2)

- Earl Campbell Tyler Rose Award Watch List
- Doak Walker Award Watch List

Greg Brooks Jr. • Fr. • DB (1)

- FWAA Preseason Freshman All-American Watch List

Treylon Burks • Fr. • WR (1)

- ESPN Preseason Freshman All-American

Ty Clary • Jr. • C (1)

- Pro Football Focus National Team of the Week - Week 3

Kamren Curl • Jr. • DB (2)

- Preseason All-SEC Third Team (Coaches)
- Pro Football Focus SEC Team of the Week - Week 1

De'Jon Harris • Jr. • LB (3)

- Butkus Award Watch List
- Preseason All-SEC Second Team (Coaches)
- Preseason All-SEC Second Team (Media)

Trey Knox • Fr. • WR (1)

- FWAA Preseason Freshman All-American Watch List

Connor Limpert • Sr. • K (2)

- Lou Groza Award Watch List
- SEC Special Teams Player of the Week (9/16)

Cheyenne O'Grady • Sr. • TE (2)

- Mackey Award Watch List
- Mackey TE of the Week Award (9/30)

T.J. Smith • Sr. • DL (2)

- Wuerffel Trophy Watch List
- PFF National Team of the Week (9/30)

Devwah Whaley • Sr. • RB (1)

- Doak Walker Award Watch List

RAZORBACKS IN THE NFL

#PROHOGS

As of Oct. 13, 2019

Name	Pos.	NFL Team
Brandon Allen	QB	Denver Broncos
Trey Flowers	DE	Detroit Lions
*Hjalte Froholdt	OL	New England Patriots
Dre Greenlaw	LB	San Francisco 49ers
Hunter Henry	TE	Los Angeles Chargers
^Cody Hollister	WR	Tennessee Titans
^Bijon Jackson	DT	Carolina Panthers
*Jeremiah Ledbetter	DT	Tampa Bay Buccaneers
Mitchell Loewen	DE	Detroit Lions
Jason Peters	OL	Philadelphia Eagles
Frank Ragnow	OL	Detroit Lions
^Randy Ramsey	LB	Green Bay Packers
^Dan Skipper	OL	New England Patriots
Chris Smith	DE	Cleveland Browns
Jeremy Sprinkle	TE	Washington Redskins
Armon Watts	DL	Minnesota Vikings
Jonathan Williams	RB	New Orleans Saints
Deatrich Wise Jr.	DE	New England Patriots
Jarius Wright	WR	Carolina Panthers

* Reserve/Injured // ^ Practice Squad

ACTIVE CAREER LEADERS

TACKLES

Rank	Player, Class	Tackles
1.	De'Jon Harris, Sr.	314
2.	Kamren Curl, Jr.	143
3.	McTelvin Agim, Sr.	129
4.	Grant Morgan, Jr.	81
5.	T.J. Smith, Sr.	65

TACKLES FOR LOSS

Rank	Player, Class	TFL
1.	McTelvin Agim, Sr.	28.5
2.	De'Jon Harris, Sr.	22.5
3.	T.J. Smith, Sr.	12.0
4.	Grant Morgan, Jr.	9.0

SACKS

Rank	Player, Class	Sacks
1.	McTelvin Agim, Sr.	13.5
2.	De'Jon Harris, Sr.	6.5
3.	T.J. Smith, Sr.	5.5

INTERCEPTIONS

Rank	Player, Class	INTs
1.	Kamren Curl, Jr.	2
2.	Montaric Brown, So.	1
	Joe Foucha, So.	1
	Jarques McClellion, So.	1

RUSHING

Rank	Player, Class	Yards
1.	Devwah Whaley, Sr.	1719
2.	Rakeem Boyd, Jr.	1,351
3.	Chase Hayden Jr.	616

RECEPTIONS

Rank	Player, Class	Receptions/Yards
1.	Cheyenne O'Grady, Sr.	76/882
2.	Deon Stewart, Sr.	57/616
3.	Mike Woods, So.	42/525
4.	Jordan Jones, Jr.	38/592
5.	Devwah Whaley, Sr.	31/363

RAZORBACK NOTEBOOK

LEADING THE CREW

The team lead in receptions through six games belongs to sophomore Mike Woods. He enters the weekend with 24 receptions for 319 yards, both career highs. Last Saturday in Lexington, he caught three passes for 18 yards. Before that, he hauled in four passes for 115 yards, scoring once against SJSU. His 115 receiving yards were a career-high and marked the 13th consecutive season Arkansas has had at least one 100-yard receiver. Woods' first reception of the night went for the longest of his collegiate career, a 62-yard deep ball in the first quarter to tie the game at seven & was the longest offensive play of the season for the Razorbacks at the time. All four of his receptions against the Spartans went for first downs. Against Texas A&M, Woods hauled in four passes for 62 yards, including a 22-yard TD play. It marked back-to-back games he's notched a TD catch.

THE INSIDE MAN

Senior defensive tackle McTelvin "Sosa" Agim has picked up sacks in each of the last two games, bringing him to 13.5 as a Razorback. It was the third game this year he's recorded a sack, notching two in the season opener against Portland State. With his latest figure, Agim inches closer to writing his name in the Arkansas record books. He is now three sacks away from reaching 10th in the career sack list at Arkansas, while needing 4.5 tackles for loss to reach 10th in the career TFL list, sitting at 28.5 over his time as a Razorback. He has 5.5 tackles for loss this season, tied for the team-lead, after 1.5 against Kentucky and one at Ole Miss on Sept. 7.

LEADING THE ENDS

Senior defensive end Gabe Richardson entered the season as one of three seniors at the position, but quickly became the only upper classman left playing after a pair of injuries early in the year. While mentoring the slew of freshmen rotating in at the position, Richardson has quietly put together a strong campaign in his final year as a Razorback. He enters the weekend with 24 tackles, 13 solo, the fifth most total tackles on the team and most by a lineman. Included in his 23 stops are 5.5 tackles for loss, which is tied for the team high with Agim, 2.5 sacks, a PBU & a forced fumble that was returned for a TD vs. Texas A&M.

FOR WHOM THE BELL TOLLS

One of the senior defensive ends who has missed some time this season, Jamario Bell, has made the most of his action on the field. In four games, Bell has seven tackles, five of them involving players involving lost yardage, giving him 4.5 tackles for loss and 3.5 sacks. Both of his stops against Texas A&M went for sacks, as he ranks seventh in the conference in sacks.

TAKEAWAY MACHINES

Through six games this season, the Razorbacks have produced 11 takeaways, which ranks sixth in the SEC and 33rd in the country. In the first game of the year, Arkansas racked up three interceptions, all from different defenders in Kamren Curl, Joe Foucha and Jarques McClellion. Curl & Foucha were responsible for both of Arkansas' takeaways at Ole Miss, this time coming via fumbles, including Curl's 69-yard return for a touchdown. Against Colorado State, the Razorbacks added two more fumble recoveries thanks to Montaric Brown, forced by McTelvin Agim, and LaDarrius Bishop, who returned Hayden Henry's force for a TD. Curl added his second INT of the year vs. San Jose State, picking off a pass in the first quarter. De'Jon Harris recovered a fumble caused by Gabe Richardson against Texas A&M and returned it for a touchdown, while Montaric "Busta" Brown picked off the Aggie QB in the third quarter for his first career interception. Jonathan Marshall jarred a ball free against Kentucky, and Harris recovered the loose ball for the second consecutive game.

- Arkansas' performance against Portland State marked the first time since Nov. 22, 2014, the Razorbacks had recorded three interceptions in a game, doing so in a 30-0 win over Ole Miss.
- All three of the INTs in both of those games came from three different Arkansas defenders.
- Arkansas was one of eight schools in the NCAA to have recorded three or more interceptions in the first week of the year.
- Curl had the first fumble recovery TD on defense since Briston Guidry against EIU in the 2018 season opener.
- Foucha and Curl are the first Razorbacks to record a takeaway in back-to-back games since Kevin Richardson in 2017, when he accomplished the feat in three consecutive games.
- Arkansas' three fumble recovery TDs this season mark the first time it has recorded three in the same year since 2017.
- Arkansas returned a fumble recovery for a TD in back-to-back games for the first time since 1999, when Orlando Green (Louisiana-Monroe) & Kenoy Kennedy (Alabama) accomplished it.

HOUSE CALL

The Razorbacks have returned three fumble recoveries for touchdowns this season, all involving different players, doing so against Ole Miss, Colorado State & Texas A&M. Kam Curl stripped and recovered his own fumble at Ole Miss, returning it 69 yards for the score. Against Colorado State, Hayden Henry came barreling in and popped the ball free right at LaDarrius Bishop, who scooped it up & sprinted 25 yards to the end zone for the touchdown. It was the first time Arkansas has returned a fumble for a TD in back-to-back games since 1999. Against Texas A&M, Gabe Richardson stripped the ball free and De'Jon Harris took it eight yards for the score. It was the first time Arkansas has had three fumble recovery TDs in a season since 2017. Arkansas is the only program with three fumble recovery TDs & one of three in all of FBS with three defensive scores this year.

HOG TRACKER

- De'Jon Harris needs 16 more tackles to tie for 10th on the Arkansas career tackles list (330).
- McTelvin Agim is 4.5 tackles for loss away from 10th on the Arkansas career TFL list (33).
- Agim also needs 3.0 sacks to tie for 10th in career sacks at Arkansas (16.5).
- If Connor Limpert makes seven more field goals, he'll be tied for 6th in the career FGM list at Arkansas (44).
- Limpert also needs one more FG attempt to reach ninth on the career list by a Razorback (46).
- Another 100-yard rushing performance from Rakeem Boyd would give him seven, making him the 18th Razorback to post seven 100-yard games over an Arkansas career.
- Devwah Whaley sits at four career 100-yard rushing games at Arkansas. A fifth would make him the 26th Razorback with five in a career.
- Nick Starke's 356-yard passing game against SJSU marked his second consecutive, making him the first Arkansas QB since Austin Allen in 2016 to throw for 300+ yards in back-to-back games.
- Starke became the seventh Razorback quarterback to throw for 300 yards multiple times in a season. A third would make him the fifth Arkansas QB to do it three times in one year.
- Mike Woods' 115 receiving yards vs. San Jose State was the first of his career. Another would make him the 27th Razorback to record two games of 100+ receiving yards in a season and the 24th to do it twice in the same year.

GAME 7: AUBURN

RAZORBACK NOTEBOOK

LEFT IS RIGHT

Senior kicker Connor Limpert is having a strong 2019 season, connecting on 10-of-12 field goal attempts for a clip of 83.3 percent through six games. He's made five consecutive field goals from 40+ yards, all coming over the last four games, which included a season-best 54-yarder against Colorado State. His kick against the Rams tied for the ninth-longest in school history and helped earn him SEC Special Teams Player of the Week on Sept. 16. Last year's semifinalist for the Lou Groza Award and watch list honoree in 2019, Limpert ranks seventh in career field goals made at Arkansas with 37 and is one shy of ninth in attempts with 45. His career percentage of 82.2 would finish as a school record if the season ended today.

BEN AROUND THE BLOCK

Senior quarterback Ben Hicks transferred to Arkansas after graduating from SMU in 2018. This season, he is 41-of-80 for 510 yards and a touchdown. He's entered in each of the last two games, throwing for 188 yards and a TD vs. Texas A&M & 81 yards on 5-of-8 passing at Kentucky. Hicks began his collegiate career with Morris and offensive coordinator Joe Craddock in Dallas, earning Honorable Mention Freshman All-American (Campus Insiders), an Athlon Sports All-AAC fourth team member & set the school's single-season & career TD records. He left as the all-time leader in passing yards (9,081), total offense (8,977), TD passes (71), TDs responsible for (74), completions (718) & 300-yard passing games (12).

SIR NICK OF HOUSE STARKel

Junior quarterback Nick Starkel had an impressive debut as the starter against Colorado State. The transfer from Texas A&M racked up 305 passing yards on a 20-of-35 clip with three touchdowns. He hit three different players for touchdowns, including freshman Trey Knox (24 yards) and senior Chase Harrell (14 yards) in the first quarter for their first career scores. He also connected with senior Cheyenne O'Grady for a 62-yard touchdown that provided some insurance late in the fourth quarter. Against San Jose State, Starkel was 28-of-58 for 356 yards & three TDs, once again connecting with three different players for scores. Mike Woods (62 yards), Tyson Morris (30 yards) and Trey Knox (8 yards) all caught TD passes from Starkel in the game. Starkel has racked up 1,060 yards and seven touchdowns on 88-of-150 passing so far this season.

- His 305 passing yards vs. CSU were the first by an Arkansas QB under head coach Chad Morris and the third of his career.
- It was the first time a Razorback quarterback had thrown for 300+ yards & three TDs in a game since Austin Allen in 2016.
- Starkel is the first Arkansas QB since Ryan Mallett in 2010 to throw for 300+ yards and 3 TDs in back-to-back games.
- His 356 passing yards vs. SJSU were the most by a Razorback since Austin Allen threw for 400 on Oct. 8, 2016, vs. Alabama.
- Starkel is the 12th Arkansas quarterback to throw for 300 yards in a game the seventh to do it multiple times in a season.

INAUGURAL BROYLES RAZORBACK AWARD RECIPIENT



At a team meeting during camp, head coach Chad Morris unveiled a new honor to be given to a senior every year on the third Saturday of fall camp. The award is named after legendary Arkansas coach & athletic director Frank Broyles and is presented to the player who best exemplifies what Coach Broyles stood for. It was a no-brainer for the first recipient of the award, as T.J. Smith was recognized on Aug. 17 to be this year's honoree. Smith will wear a decal on the back of his helmet during the 2019 season that represents Coach Broyles.

Smith, the Moultrie, Georgia, native, has served alongside several organizations to help better the Fayetteville and Arkansas communities. He has participated in Lift Up America, visited with Boys & Girls Club children at post-practice events, worked with Blue Cross Blue Shield to help pack meals for families in need for the Fearless Food Fight and has visited Arkansas Children's Northwest Hospital multiple times to lift the spirits of sick children. He has also worked diligently in the classroom, earning First-Year SEC Academic Honor Roll accolades for the 2015-16 athletic year and was also awarded Fall Academic Honor Roll status by the conference after the 2017 and 2018 football seasons. He has also served on the SEC Leadership Council & was named to the SEC Community Service Team. He is also a graduate of the Walton College of Business in (accounting).

NEW 11

Arkansas trotted out an entirely new starting 11 on offense from the previous year's season opener against Portland State. Nine of the first game starters in 2018 have exhausted their time in an Arkansas uniform, while left guard Kirby Adcock and running back Devwah Whaley return to this year's squad. Of the 132 starting spots on offense last year, only 57 were filled by returning student-athletes. It was the first time in at least 30 years Arkansas has had an entirely new starting lineup on offense.

The 82nd football season at **Donald W. Reynolds Razorback Stadium** kicked off against Portland State. Arkansas has played 296 games at the current site, winning more than 64 percent of its contests.



SEC STANDINGS

EASTERN DIVISION

Team	OVR	SEC	Home	Road	Strk
Missouri	5-1	2-0	5-0	0-1	W5
Florida	6-1	3-1	4-0	1-1	L1
Georgia	5-1	2-1	3-1	2-0	L1
S. Carolina	3-3	2-2	2-1	1-1	W2
Tennessee	2-4	1-2	2-3	0-1	W1
Kentucky	3-3	1-3	3-1	0-2	W1
Vanderbilt	1-5	0-3	1-3	0-2	L2

WESTERN DIVISION

Team	OVR	SEC	Home	Road	Strk
Alabama	6-0	3-0	3-0	2-0	W6
LSU	6-0	2-0	4-0	2-0	W6
Auburn	5-1	2-1	3-0	1-1	L1
Ole Miss	3-4	2-2	3-1	0-3	L1
Miss. State	3-3	1-2	2-1	0-2	L2
Texas A&M	3-3	1-2	2-2	0-1	L1
Arkansas	2-4	0-3	2-1	0-2	L3

THIS WEEK IN THE SEC

Saturday, October 19

Auburn at Arkansas | 11 a.m. | SEC Network
 Florida at South Carolina | 11 a.m. | ESPN
 LSU at Mississippi State | 2:30 p.m. | CBS
 Missouri at Vanderbilt | 3 p.m. | SEC Network
 Kentucky at Georgia | 5 p.m. | ESPN
 Texas A&M at Ole Miss | 6:30 p.m. | SEC Network
 Tennessee at Alabama | 8 p.m. | ESPN

NEXT WEEK IN THE SEC

Saturday, October 26

Mississippi State at Texas A&M | 11 a.m. | SEC Network
 Auburn at LSU | 2:30 p.m. | CBS
 South Carolina at Tennessee | 3 p.m. | SEC Network
 Arkansas at Alabama | 6 p.m. | ESPN
 Missouri at Kentucky | 6:30 p.m. | SEC Network

All times Central



GAME 7: AUBURN

MISCELLANEOUS OFFENSE STATS

GAMES WITH A RECEPTION

Player	2016	2017	2018	2019	Career
Rakeem Boyd	--	--	9	4	13
Treyton Burks	--	--	--	5	5
Grayson Gunter	1	--	4	1	6
Chase Hayden	--	1	6	3	10
T.J. Hammonds	0	1	3	1	5
Chase Harrell	3*	8*	1	2	14
Koilan Jackson	--	--	1	2	3
T.Q. Jackson	--	--	--	1	1
Hayden Johnson	2	3	0	0	5
Jordan Jones	--	9	9	--	18
Trey Knox	--	--	--	5	5
Tyson Morris	--	--	2	6	8
Cheyenne O'Grady	2	9	8	5	24
Deon Stewart	2	10	11	--	23
De'Vion Warren	--	1	2	3	6
Dewah Whaley	5	5	5	3	18
Mike Woods	--	--	8	6	14

5+ RECEPTIONS

Player	2016	2017	2018	2019	Career
Rakeem Boyd	--	--	1	0	1
Chase Hayden	--	0	1	0	1
Jordan Jones	--	--	1	--	1
Trey Knox	--	--	--	3	3
Cheyenne O'Grady	0	0	3	1	4
Deon Stewart	0	2	1	--	3
Mike Woods	--	--	0	2	2

20+ YARD RECEPTION

Player	2016	2017	2018	2019	Career
Rakeem Boyd	--	--	3	0	3
Treyton Burks	--	--	--	6	6
Grayson Gunter	1	--	1	0	2
T.J. Hammonds	0	1	1	--	2
Chase Harrell	--	--	1	0	1
Chase Hayden	--	1	1	0	2
Jordan Jones	--	3	2	--	5
Trey Knox	--	--	--	5	5
Tyson Morris	--	--	0	1	1
Cheyenne O'Grady	2	--	7	5	14
Deon Stewart	--	3	2	--	5
Devwah Whaley	4	1	1	1	7
Mike Woods	--	--	4	5	9

40+ YARD RECEPTION

Player	2016	2017	2018	2019	Career
T.J. Hammonds	0	1	1	0	2
Jordan Jones	--	3	2	0	5
Trey Knox	--	--	--	1	1
Cheyenne O'Grady	0	0	0	1	1
Devwah Whaley	1	--	1	0	2
Mike Woods	--	--	0	3	3

FIRST DOWN RECEPTIONS

Player	2016	2017	2018	2019	Career
Rakeem Boyd	--	--	5	2	7
Treyton Burks	--	--	--	13	13
T.J. Hammonds	0	1	2	1	4
Grayson Gunter	0	--	0	1	1
Chase Harrell	--	--	2	2	4
Chase Hayden	--	1	3	0	4
Koilan Jackson	--	--	1	2	3
Hayden Johnson	1	2	0	0	3
Jordan Jones	--	12	6	--	18
Trey Knox	--	--	--	15	15
Tyson Morris	--	--	2	8	10
Cheyenne O'Grady	2	10	21	13	46
Deon Stewart	1	20	7	--	28
De'Vion Warren	--	0	1	1	2
Devwah Whaley	5	3	3	3	14
Mike Woods	--	--	9	17	26

100 YARDS RECEIVING

Player	2016	2017	2018	2019	Career
Jordan Jones	--	1	1	--	2
Mike Woods	--	--	0	1	1

GAMES WITH A RECEIVING TD

Player	2016	2017	2018	2019	Career
Grayson Gunter	0	--	1	0	1
T.J. Hammonds	0	1	1	0	2
Chase Harrell	2*	3*	0	1	6
Koilan Jackson	--	--	0	1	1
Jordan Jones	--	3	1	0	4
Trey Knox	--	--	--	2	2
Tyson Morris	--	--	1	1	2
Cheyenne O'Grady	1	2	4	1	8
Deon Stewart	--	3	0	0	3
De'Vion Warren	--	0	1	0	1
Devwah Whaley	0	1	0	0	1
Mike Woods	--	--	1	2	3

GAMES WITH MULTIPLE RECEIVING TDS

Player	2016	2017	2018	2019	Career
Cheyenne O'Grady	0	0	2	0	2

10+ YARD RUNS

Player	2016	2017	2018	2019	Career
Rakeem Boyd	--	--	22	16	38
Treyton Burks	--	--	--	1	1
T.J. Hammonds	3	9	1	--	13
Chase Hayden	--	9	6	1	16
Ben Hicks	--	--	--	3	3
John Stephen Jones	--	--	1	--	1
Jordan Jones	--	2	0	--	2
De'Vion Warren	--	0	1	3	4
Devwah Whaley	19	12	11	7	49

20+ YARD RUNS

Player	2016	2017	2018	2019	Career
Rakeem Boyd	--	--	9	4	13
T.J. Hammonds	1	4	0	--	5
Chase Hayden	--	2	0	0	2
Jordan Jones	--	2	1	--	3
Devwah Whaley	3	5	1	2	11

RUSHING FIRST DOWNS

Player	2016	2017	2018	2019	Career
Rakeem Boyd	--	--	32	24	56
Treyton Burks	--	--	--	1	1
T.J. Hammonds	4	9	1	--	14
Chase Hayden	--	17	11	3	31
Ben Hicks	--	--	--	2	2
Jordan Jones	--	2	0	--	2
De'Vion Warren	--	0	1	3	4
Devwah Whaley	28	28	21	12	89

100 YARDS RUSHING

Player	2016	2017	2018	2019	Career
Rakeem Boyd	--	--	3	3	6
T.J. Hammonds	0	1	0	0	1
Chase Hayden	--	1	0	0	1
Devwah Whaley	2	1	1	0	4

GAMES WITH A RUSHING TD

Player	2016	2017	2018	2019	Career
Rakeem Boyd	--	--	2	3	5
T.J. Hammonds	1	1	0	0	2
Chase Hayden	--	3	1	0	4
Devwah Whaley	3	6	2	3	14

GAMES WITH MULTIPLE RUSHING TDS

Player	2016	2017	2018	2019	Career
Rakeem Boyd	--	--	0	2	2
Chase Hayden	--	1	0	0	1

GAME 7: AUBURN

MISC. DEFENSE STATS

DOUBLE-DIGIT TACKLES

Player	2016	2017	2018	2019	Career
Kamren Curl	--	0	0	1	1
Joe Foucha	--	--	0	1	1
De'Jon Harris	1	7	7	2	17
Bumper Pool	--	--	0	1	1

TEAM LEADER IN TACKLES (Ties included)

Player	2016	2017	2018	2019	Career
McTelvin Agim	0	0	0	1	1
Kamren Curl	--	1	1	1	3
Joe Foucha	--	--	0	1	1
De'Jon Harris	2	7	7	1	17
Grant Morgan	--	1	0	0	1
Bumper Pool	--	--	0	2	2

GAMES WITH A SACK (Half sacks included)

Player	2016	2017	2018	2019	Career
McTelvin Agim	3	2	4	3	12
Jamario Bell	0	0	0	2	2
Austin Capps	1	2	0	0	3
Kamren Curl	--	0	0	1	1
De'Jon Harris	1	4	2	0	7
Hayden Henry	--	0	0	1	1
D'Vone McClure	0	1	1	0	2
Grant Morgan	--	0	0	1	1
Gabe Richardson	--	--	0	3	3
T.J. Smith	0	2	2	2	6

MULTIPLE SACKS (1.5 sacks or more)

Player	2016	2017	2018	2019	Career
McTelvin Agim	0	0	1	1	1
Jamario Bell	0	0	0	1	1
Kam Curl	0	0	0	1	1

MONEY PLAYS

NOTE: Money plays are defined as plays resulting in a first down or a touchdown.

Money Rushers

	1st	TD	No	Att
Rakeem Boyd	24	5	27	106
Devwah Whaley	10	3	12	44
De'Vion Warren	3	0	3	5
Chase Hayden	3	0	3	12
Ben Hicks	2	0	2	6
Treyton Burks	1	0	1	1
TOTALS	43	8	48	181

1st Down

	1st	TD	No	Att
Rakeem Boyd	9	2	10	60
Devwah Whaley	3	2	4	22
Treyton Burks	1	0	1	1
De'Vion Warren	1	0	1	3
TOTALS	14	4	16	97

2nd Down

	1st	TD	No	Att
Rakeem Boyd	11	3	13	36
Devwah Whaley	3	1	4	17
De'Vion Warren	2	0	2	2
Chase Hayden	2	0	2	5
TOTALS	18	4	21	62

3rd Down

	1st	TD	No	Att
Devwah Whaley	3	0	3	3
Rakeem Boyd	3	0	3	8
Chase Hayden	1	0	1	2
Ben Hicks	1	0	1	3
TOTALS	8	0	8	16

4th Down

	1st	TD	No	Att
Rakeem Boyd	1	0	1	2
Devwah Whaley	1	0	1	2
Ben Hicks	1	0	1	1
TOTALS	3	0	3	6

Money Receptions

	1st	TD	No	Rec
Mike Woods	17	2	17	24
Trey Knox	14	2	15	23
Cheyenne O'Grady	13	1	13	22
Treyton Burks	13	0	13	15
Tyson Morris	8	1	8	10
Devwah Whaley	3	0	3	9
Koilan Jackson	2	1	3	3
Chase Harrell	2	1	2	2
Rakeem Boyd	2	0	2	9
De'Vion Warren	1	0	1	3
Grayson Gunter	1	0	1	3
TJ Hammonds	1	0	1	2
TOTALS	77	8	79	130

1st Down

	1st	TD	No	Rec
Mike Woods	6	1	6	11
Treyton Burks	5	0	5	5
Trey Knox	4	1	4	9
Koilan Jackson	2	1	3	3
Cheyenne O'Grady	2	0	2	8
Tyson Morris	2	1	2	4
Devwah Whaley	2	0	2	2
Rakeem Boyd	1	0	1	4
TOTALS	24	4	25	51

2nd Down

	1st	TD	No	Rec
Mike Woods	6	1	6	7
Cheyenne O'Grady	6	1	6	8
Trey Knox	6	0	6	9
Treyton Burks	5	0	5	6
Tyson Morris	2	0	2	2
De'Vion Warren	1	0	1	1
Grayson Gunter	1	0	1	3
Chase Harrell	1	0	1	1
TOTALS	28	2	28	43

3rd Down

	1st	TD	No	Rec
Trey Knox	4	1	5	5
Mike Woods	5	0	5	6
Tyson Morris	4	0	4	4
Cheyenne O'Grady	4	0	4	5
Treyton Burks	3	0	3	4
Chase Harrell	1	1	1	1
TJ Hammonds	1	0	1	1
Rakeem Boyd	1	0	1	3
Devwah Whaley	1	0	1	3
TOTALS	24	2	25	35

4th Down

	1st	TD	No	Att
Cheyenne O'Grady	1	0	1	1
TOTALS	1	0	1	1

GAME 7: AUBURN

20+ YARD BREAKDOWN

BY YARDS

Yards	No.	TD
100+	0	0
90-99	0	0
80-89	0	0
70-79	1	1
60-69	3	3
50-59	1	1
40-49	3	0
30-39	8	1
20-29	26	2
TOTAL	42	8

BY TYPE

Type	No.	TD
Rushing	7	2
Passing	23	4
Punt returns	2	0
Kick returns	6	0
Interceptions	2	0
Fumble returns	2	2
Other	0	0
TOTAL	42	8

BY PLAYER

Player	No.	TD	R	P	KR	PR	IR	FR
Treyton Burks	8	0	0	6	0	2	0	0
De'Vion Warren	6	0	0	0	6	0	0	0
Trey Knox	5	1	0	5	0	0	0	0
Cheyenne O'Grady	5	1	0	5	0	0	0	0
Mike Woods	5	1	0	5	0	0	0	0
Rakeem Boyd	4	2	4	0	0	0	0	0
Devwah Whaley	4	0	3	1	0	0	0	0
Kamren Curl	2	1	0	0	0	0	1	1
LaDarrius Bishop	1	1	0	0	0	0	0	1
Tyson Morris	1	1	0	1	0	0	0	0
Joe Foucha	1	0	0	0	0	0	1	0
TOTAL	42	8	7	23	6	2	2	2

ARKANSAS 20+ YARD PLAYS

Yards	Type	Player(s)	Opponent
*74	Rush	Rakeem Boyd	Kentucky
*69	FR	Kamren Curl	Ole Miss
*62	Pass	Mike Woods from Nick Starkel	San Jose State
*62	Pass	Cheyenne O'Grady from Nick Starkel	Colorado St.
*59	Rush	Rakeem Boyd	Colorado St.
49	Pass	Trey Knox from Ben Hicks	Ole Miss
45	Pass	Mike Woods from Nick Starkel	Ole Miss
40	Pass	Mike Woods from Nick Starkel	San Jose State
38	Pass	Trey Knox from Nick Starkel	Portland State
38	Pass	Treyton Burks from Nick Starkel	Colorado St.
37	KR	De'Vion Warren	Ole Miss
36	KR	De'Vion Warren	Colorado St.
32	PR	Treyton Burks	Texas A&M
31	Pass	Treyton Burks from Ben Hicks	Texas A&M
30	Pass	Mike Woods from Ben Hicks	Ole Miss
*30	Pass	Tyson Morris from Nick Starkel	San Jose State
29	INT	Kamren Curl	Portland State
27	Pass	Treyton Burks from Nick Starkel	Colorado St.
27	Pass	Cheyenne O'Grady from Nick Starkel	Texas A&M
26	PR	Treyton Burks	Kentucky
26	Pass	Trey Knox from Nick Starkel	Ole Miss
25	Rush	Devwah Whaley	Colorado St.
25	Pass	Cheyenne O'Grady from Nick Starkel	Ole Miss
25	Rush	Rakeem Boyd	Portland State
*25	FR	LaDarrius Bishop	Colorado St.
24	Rush	Devwah Whaley	Colorado St.
24	Rush	Rakeem Boyd	Texas A&M
*24	Pass	Trey Knox from Nick Starkel	Colorado St.
23	Pass	Cheyenne O'Grady from Ben Hicks	Texas A&M
23	KR	De'Vion Warren	San Jose State
23	KR	De'Vion Warren	Kentucky
22	Pass	Treyton Burks from Nick Starkel	Ole Miss
22	Pass	Devwah Whaley from Nick Starkel	San Jose State
22	Pass	Mike Woods from Ben Hicks	Texas A&M
22	Pass	Cheyenne O'Grady from Ben Hicks	Kentucky
21	Rush	Devwah Whaley	Kentucky
20	KR	De'Vion Warren	Ole Miss
20	INT	Joe Foucha	Portland State
20	Pass	Treyton Burks from Ben Hicks	Portland State
20	Pass	Treyton Burks from Ben Hicks	Portland State
20	KR	De'Vion Warren	San Jose State
20	Pass	Trey Knox from Nick Starkel	Colorado St.

* Touchdown scored on play

NEED TO KNOW INFO

Opponent	Captains	Length	Coin Toss	Kick/Receive	Helmet/Jersey/Pants	Attendance	1st Poss.	Opp. 1st Poss.	Result
Portland State	Agim, Harris, Smith, C. Jackson	3:36	ARK	KICK	Cardinal/Cardinal/White	61055	FG	FG	W 20-13
at Ole Miss	Agim, Harris, Smith, Woods	3:17	ARK	KICK	White/White/White	47915	PUNT	PUNT	L 31-17
Colorado State	Agim, Harris, Smith, Boyd	3:29	ARK	KICK	Cardinal/Cardinal/White	55583	TD	TD	W 55-24
San Jose State	Agim, Harris, Smith, Clary	3:34	ARK	KICK	Cardinal/Cardinal/White	56058	PUNT	TD	L 31-24
vs. Texas A&M	Agim, Harris, Smith, Whaley	3:22	ARK	REC	Cardinal/Cardinal/White	51441	FGA	PUNT	L 31-27
at Kentucky	Agim, Harris, Smith, H. Johnson	3:02	UK	REC	Cardinal/White/Cardinal	57060	TD	PUNT	L 24-20
Auburn									
at Alabama									
Mississippi St.									
WKU									
at LSU									
Missouri									

HEAD COACH CHAD MORRIS



Morris began the second turnaround of his career in his first season with the Razorbacks in 2018. The transition to Morris' system showed the most improvement on the defensive side of the ball in year one. The defense improved in points allowed, rushing defense, total defense and third down conversions from the 2017 season. De'Jon Harris led the Hogs and the Southeastern Conference during the regular season with 118 tackles to become the first Razorback since Martrell Spaight in 2014. Harris' big season earned him All-SEC honors from the Associated Press following the season. The defense also produced two NFL Draft picks in Dre Greenlaw (5th round, San Francisco) and Armon Watts (6th round, Minnesota Vikings).

On the offensive side of the ball, Rakeem Boyd emerged as a steady force in the backfield rushing for a team-high 734 yards. Boyd rebounded from a slow start to his season to run for 423 yards during a four-game stretch in the middle of the year, including three 100-yard games. One of those 100-yard efforts came against Alabama to make Boyd the first Arkansas RB to eclipse 100 yards against the Crimson Tide since Darren McFadden ran for 195 yards in 2007. Cheyenne O'Grady emerged to lead a steady group of tight ends as the Razorbacks were among the nation's leaders in targeting the tight end. O'Grady finished the season leading the Hogs with six touchdowns with 400 yards receiving on a team-high 30 catches. Hjalte Froholdt was Arkansas' rock up front, starting all 12 games at center or guard. He earned All-SEC recognition from the AP prior to being the first Razorback selected in the NFL Draft when New England tabbed him in the fourth round.

Morris and his staff have been relentless recruiters since arriving on the Hill and have started to reap the benefits, reeling in one of the best signing classes in school history in the staff's first full year of recruiting. The 25-man class ranked 23rd in the nation according to the 247Sports composite on the strength of 11 four-star athletes - the most ever in an Arkansas signing class. The Razorbacks were the only team in the country to sign four, four-star wide receivers. Morris and the staff have also reestablished recruiting lines in the state of Texas with six signees coming from the Lone Star State. Morris continued to be a draw to quarterbacks, adding transfer QBs Ben Hicks (SMU) and Nick Starkel (Texas A&M) to the roster with Hicks leading Arkansas through spring practice. Hicks starred for Morris for two seasons with the Mustangs and left SMU as the school's all-time leader in passing yards (9,081), total offense (8,977), TD passes (71), TDs responsible for (74), completions (718) and 300-yard games (12). Starkel comes to Fayetteville with SEC experience having played in 12 games for the Aggies over two seasons, including five starts as a freshman in 2017.

SMU TURNAROUND

During his three seasons at SMU (2015-17), Morris used his Texas recruiting roots & offensive prowess to take the Mustangs from a 1-11 campaign in 2013 before he took over to the program's first bowl bid since 2012 with a 7-5 mark in 2017. Morris' offensive scheme was exactly what SMU needed, increasing the team's scoring output by 16.7 points per game in his first season - the second-largest increase in the nation in 2015. Even more impressive, Morris inherited an offense that ranked last (128th) in the FBS in scoring in 2014 (11.8) & turned it into the nation's eighth-highest scoring offense (40.1) in 2017.

The 2017 SMU offense marked the fourth time and third different program that Morris has either been the head coach or offensive coordinator of that has finished in the top 10 in the FBS in scoring average at more than 40 points per game. The Mustangs are one just two FBS teams that featured a 3,000-yard passer, 1,000-yard rusher and multiple 1,000-yard receivers in 2017. His final SMU squad produced a pair of NFL wide receivers in Courtland Sutton (Denver) and Trey Quinn (Washington). Sutton was picked in the second round and Quinn was Mr. Irrelevant as the final pick of the 2018 NFL Draft. Both Sutton and Quinn saw the field in their rookie seasons with Sutton ranking second on the Broncos' roster with 42 catches and 704 yards with his four scores equaling the team lead.

CLEMSON OFFENSIVE EXPLOSION

Morris' impact during his four years at Clemson as offensive coordinator helped result in a 41-11 record, the 2011 ACC Championship and four bowl berths, including two BCS Orange Bowl appearances. Under Morris' scheme, the Tigers established 127 offensive records (89 individual/38 team) and posted the top three scoring seasons in school history, as well as four of the top five passing seasons at Clemson. The Clemson offense in its second season under Morris with ACC Player of the Year Tajh Boyd at quarterback set school records for total yards per game (512.7) and points per game (41.0), ranking sixth in the nation in scoring and ninth in the nation in total offense. The 2013 squad backed up those numbers with 508.5 yards and 40.2 points per game, figures that ranked ninth and eighth nationally.

Morris' record-setting offense in 2012 and 2013 marked the first time in ACC history that an active member of the conference had averaged more than 40 points per game in back-to-back seasons. Clemson was also one of just two FBS schools with a 3,000-yard passer, 1,000-yard rusher and 1,000-yard receiver every year from 2011-13. For his work, Morris was named AFCA National Assistant Coach of the Year and one of five finalists for National Offensive Coordinator of the Year by 247Sports.com in 2013, and the National Offensive Coordinator of the Year by Rivals.com in 2011.

Morris' offensive brilliance also helped attract and develop some of the best offensive players in Clemson history into current NFL stars. From the 2012 NFL Draft to 2015 NFL Draft, Morris saw seven of his offensive players drafted, including four wide receivers, tied for the most from any school over that span. Included in the quartet of wide receivers drafted were first round picks DeAndre Hopkins (Houston Texans) and Sammy Watkins (Los Angeles Rams). Morris also recruited 2015 All-Americans Deshaun Watson and Shaq Lawson, who both went on to be first round NFL draft picks.

INSTANT IMPACT

After a legendary 16 years as a head coach on the Texas prep level, Morris' collegiate debut came as the associate head coach/offensive coordinator at Tulsa in 2010. In his one season as offensive coordinator working specifically with the quarterbacks, Morris helped the Golden Hurricane average 41.4 points per game, good for sixth nationally, and finish with seven straight wins for a 10-3 record following a 5-7 mark in 2009. Tulsa scored 40 or more points seven times, including 50+ in four games, and finished as one of five FBS teams with over 30 rushing and 30 passing touchdowns.

TEXAS LEGEND

A native of Dallas, Morris became a legend in the state of Texas during his 16 years as a head coach at the high school level, posting a 169-38 record overall and winning back-to-back undefeated state championships in his final two seasons at Lake Travis High School. Over his 16 seasons, Morris led six of his teams to the Texas State Championship game, highlighted by three titles, and he earned Coach of the Year honors 11 times.

Morris earned his bachelor's degree in mathematics with a minor in statistics from Texas A&M University in 1992. He and his wife, Paula, have two children, daughter Mackenzie - who is enrolled in graduate school at Arkansas - and son Chandler.

COACHING HISTORY

2018-Pres.	Arkansas - Head Coach
2015-17	SMU - Head Coach
2011-14	Clemson - Offensive Coordinator/OBs
2010	Tulsa - Associate Head Coach/OC/OBs
2008-09	Lake Travis (Texas) HS - Head Coach
2003-07	Stephenville (Texas) HS - Head Coach
2000-02	Bay City (Texas) HS - Head Coach
1998-99	Elysian Fields (Texas) HS - Head Coach
1994-97	Eustace (Texas) HS - Head Coach

POSTSEASON EXPERIENCE

HEAD COACH	
SMU	2017 Frisco Bowl

ASSISTANT COACH

Clemson	2014 Russell Athletic Bowl
	2013 Orange Bowl
	2012 Chick-fil-a Bowl
	2011 Orange Bowl
Tulsa	2010 Hawaii Bowl



BESTS UNDER MORRIS

RECORD WHEN ...

Scoring First.....	11-15
Opponent Scores First.....	7-21
Leading After 1st Quarter.....	13-11
Leading At Halftime.....	17-3
Leading After 3rd Quarter.....	12-2
Scoring 21+ Points.....	16-23
Scoring 30+ Points.....	15-12
Scoring 40+ Points.....	9-5
Scoring 50+ Points.....	5-0
400+ Yards Total Offense.....	15-17
500+ Yards Total Offense.....	5-3
200+ Rushing Yards.....	11-7
300+ Rushing Yards.....	2-1
200+ Passing Yards.....	14-25
300+ Passing Yards.....	7-8
20+ First Downs.....	14-21
40 percent+ 3rd-Down Conv.....	13-13
2 or Fewer Turnovers.....	15-22
Less than 14 Points Allowed.....	3-0
Less than 21 Points Allowed.....	6-0
300 or Less Yds Total Off Allowed.....	5-1
150 or Less Rush Yds Allowed.....	11-4
100 or Less Rush Yds Allowed.....	7-4
150 or Less Pass Yds Allowed.....	4-7
100 or Less Pass Yds Allowed.....	0-3
15 or Less 1st Downs Allowed.....	3-2
2+ Turnovers Forced.....	13-13
More Rush Yards.....	12-7
More Pass Yards.....	12-15
Fewer Turnovers.....	14-10
More Time of Possession.....	11-15
More First Downs.....	11-8
Fewer Penalties.....	11-18
1 Penalty.....	0-1
2-5 Penalties.....	7-17
6-9 Penalties.....	8-16
10+ Penalties.....	3-1
Special Teams Touchdown.....	1-2
100-Yard Rusher.....	10-11
200-Yard Passer.....	12-19
100-Yd Rusher+200-Yd Passer.....	6-6

VS. ALL-TIME OPPONENTS

Team	Record
Alabama	0-1
Arkansas State	1-0
Auburn	0-1
Baylor	0-2
UCF	0-1
Cincinnati	1-0
Colorado State	1-1
Connecticut	1-0
East Carolina	1-1
Eastern Illinois	1-0
Houston	1-2
James Madison	0-1
Kentucky	0-1
Liberty	1-0
LSU	0-1
Memphis	0-3
Ole Miss	0-2
Mississippi State	0-1
Missouri	0-1
Navy	0-3
North Texas	3-1
Portland State	1-0
USF	0-2
San Jose State	0-1
Stephen F. Austin	1-0
Temple	0-2
Texas A&M	0-2
TCU	0-3
Tulane	3-0
Tulsa	2-2
Vanderbilt	0-1
Overall Record	18-36

VS. CONFERENCES

Team	Record
American	9-16
Big 12	0-5
Big Sky	1-0
Big South	1-0
CAA	0-1
C-USA	3-1
Mountain West	1-2
Ohio Valley	1-0
Southeastern	0-11
Southland	1-0
Sun Belt	1-0

BESTS UNDER MORRIS

OFFENSE: TEAM

Total Points

1. 58 SMU vs. Stephen F. Austin (9/2/17)
2. **55 Arkansas vs. Colorado State (9/14/19)**
Arkansas vs. Eastern Illinois (9/2/18)
SMU at East Carolina (11/12/16)
5. 54 SMU vs. North Texas (9/09/17)
6. 49 SMU vs. UCONN (9/30/17)
SMU vs. Tulane (11/21/15)
8. 45 SMU at Memphis (11/18/17)
SMU vs. James Madison (9/26/15)
10. 44 SMU vs. Arkansas State (9/23/17)

Total Offensive Yards

1. 581 SMU vs. Tulsa (10/27/17)
2. 578 SMU vs. South Florida (11/19/16)
3. 577 SMU vs. Arkansas State (9/23/17)
4. 572 SMU at North Texas (9/3/16)
5. 544 SMU at Houston (10/7/17)
6. **520 Arkansas vs. Colorado State (9/14/19)**
7. 518 SMU vs. Tulane (11/21/15)
8. 508 SMU at TCU (9/19/15)
9. 498 SMU vs. UCONN (9/30/17)

Total Offensive Plays

1. 89 SMU vs. South Florida (11/19/16)
SMU vs. Central Florida (11/4/17)
3. 87 SMU at Tulsa (10/7/16)
4. 86 SMU vs. Arkansas State (9/23/17)
5. 85 SMU at Houston (10/7/17)
6. 83 SMU vs. Navy (11/26/16)
7. 82 SMU at Baylor (9/10/16)
Arkansas vs. San Jose State (9/21/19)
9. 81 SMU at Cincinnati (10/21/17)

Rushing Attempts

1. 54 SMU vs. Baylor (9/4/15)
SMU vs. Arkansas State (9/23/17)
3. **53 Arkansas vs. Tulsa (10/20/18)**
Arkansas at Colorado State (9/8/18)
SMU vs. North Texas (9/12/15)
6. **48 Arkansas vs. Ole Miss (10/13/18)**
SMU vs. Stephen F. Austin (9/2/17)
SMU at TCU (9/19/15)
9. 47 (4x) last SMU vs. Liberty (9/17/16)

Rushing Yards

1. 323 SMU vs. Tulane (11/21/15)
2. 311 SMU vs. Arkansas State (9/23/17)
3. **300 Arkansas vs. Ole Miss (10/13/18)**
4. **299 Arkansas at Colorado State (9/8/18)**
5. 286 SMU vs. Liberty (9/17/16)
6. 273 SMU vs. North Texas (9/12/15)
7. 272 SMU at North Texas (9/3/16)
8. 259 SMU at Memphis (11/18/17)
9. 243 SMU vs. Stephen F. Austin (9/2/17)

Rushing Touchdowns

1. 6 SMU vs. Tulane (11/21/15)
2. 5 SMU vs. James Madison (9/26/15)
3. 4 SMU vs. Arkansas State (9/23/17)
4. **3 (7x) last Arkansas vs. Colorado State (9/14/19)**

Pass Completions

1. 41 SMU at Houston (10/7/17)
2. 31 SMU vs. Navy (11/26/16)
3. 29 SMU at Tulsa (10/7/16)
4. **28 Arkansas vs. San Jose State (9/21/19)**
5. **27 Arkansas vs. Texas A&M (9/28/19)**
SMU vs. UCONN (9/30/17)
SMU vs. Central Florida (11/4/17)
8. **26 Arkansas vs. Alabama (10/6/18)**
SMU at Cincinnati (10/21/17)
SMU at South Florida (11/16/16)

Pass Attempts

1. 59 SMU at Houston (10/7/17)
2. 52 SMU at Tulsa (10/7/16)
SMU vs. Central Florida (11/04/17)
4. **50 Arkansas vs. San Jose State (9/21/19)**
5. 46 SMU vs. Tulsa (10/31/15)
SMU vs. Navy (11/26/16)
7. **45 Arkansas vs. North Texas (9/15/18)**
8. **44 Arkansas vs. Texas A&M (9/28/19)**
SMU at Temple (10/1/16)
SMU at Baylor (9/10/16)
10. 42 SMU vs. South Florida (11/19/16)

Passing Yards

1. 423 SMU vs. South Florida (11/19/16)
2. 397 SMU at Houston (10/7/17)
3. 394 SMU vs. North Texas (9/9/17)
4. 375 SMU vs. Tulane (11/25/17)
5. 366 SMU vs. Tulsa (10/27/17)
6. **356 Arkansas vs. San Jose State (9/21/19)**
7. **353 Arkansas vs. Eastern Illinois (9/2/18)**
8. 339 SMU at TCU (9/16/17)
9. 331 SMU vs. Navy (11/26/16)
10. 330 SMU at TCU (9/19/15)

Passing Touchdowns

1. 5 SMU vs. North Texas (9/9/17)
2. **4 (6x) last Arkansas vs. Eastern Illinois (9/2/18)**

First Downs

1. 31 SMU vs. Arkansas State (9/23/17)
2. 30 SMU vs. Houston (10/7/17)
3. 28 (3x) last vs. South Florida (11/19/16)
6. **27 (3x) last Arkansas vs. Ole Miss (10/13/18)**

DEFENSE: TEAM

Fewest Total Yards Allowed

1. 219 SMU vs. Stephen F. Austin (9/2/17)
2. **225 Arkansas at Auburn (9/22/18)**
3. **230 Arkansas vs. Portland State (8/31/19)**
4. 240 SMU vs. North Texas (9/12/15)
5. **260 Arkansas vs. Tulsa (10/20/18)**
6. 280 SMU vs. Liberty (9/17/16)
7. 303 SMU vs. Houston (10/22/16)
8. 328 SMU vs. Tulane (11/21/15)
9. **340 Arkansas vs. Texas A&M (9/28/19)**
10. 352 SMU at South Florida (10/24/15)

Fewest Rushing Yards Allowed

1. **40 Arkansas at Colorado State (9/8/18)**
2. 62 SMU vs. Houston (10/22/16)
3. 69 SMU vs. North Texas (9/9/17)
4. **75 Arkansas vs. Portland State (8/31/19)**
SMU vs. Stephen F. Austin (9/2/17)
6. 83 SMU at North Texas (9/3/16)
7. **89 Arkansas vs. Texas A&M (9/28/19)**
8. **91 Arkansas at Auburn (9/22/18)**
9. 97 SMU vs. Liberty (9/17/16)
10. 112 SMU vs. North Texas (9/12/15)

Fewest Passing Yards Allowed

1. 0 SMU at Navy (11/11/17)
2. 81 SMU at Navy (11/14/15)
3. 97 SMU at South Florida (10/24/15)
4. 104 SMU vs. Navy (11/23/16)
5. 124 SMU at Temple (10/1/16)
6. **127 Arkansas vs. Tulsa (10/20/18)**
7. 128 SMU vs. North Texas (9/12/15)
SMU vs. Tulane (11/21/15)
9. **134 Arkansas at Auburn (9/22/18)**
10. 144 SMU vs. Stephen F. Austin (9/2/17)

Fewest First Downs Allowed

1. **13 Arkansas at Auburn (9/22/18)**
SMU vs. Houston (10/22/16)
3. **15 Arkansas vs. Tulsa (10/20/18)**
SMU vs. Stephen F. Austin (9/2/17)
SMU at South Florida (10/24/15)
6. 16 SMU vs. Liberty (9/17/16)
SMU vs. South Florida (11/19/16)
8. **17 (4x) last Arkansas at Missouri (11/23/18)**

Fewest Points Allowed

1. **0 Arkansas vs. Tulsa (10/20/18)**
3. **13 Arkansas vs. Portland State (8/31/19)**
SMU vs. North Texas (9/12/15)
5. 14 SMU vs. Stephen F. Austin (9/2/17)
SMU vs. Liberty (9/17/16)
7. 16 SMU vs. Houston (10/22/16)
8. 21 (3x) last SMU vs. Arkansas State (9/23/17)

Sacks

1. 8 SMU vs. UCONN (9/30/17)
2. 7 SMU vs. Houston (10/22/16)
3. **6 Arkansas vs. Portland State (8/31/19)**
Arkansas vs. Tulsa (10/20/18)
5. 5 SMU at North Texas (9/3/16)
SMU vs. North Texas (9/9/17)
7. **4 Arkansas vs. Texas A&M (9/28/19)**
Arkansas at Auburn (9/22/18)
SMU at Tulsa (10/7/16)
10. **3 (6x) last Arkansas vs. Texas A&M (9/29/18)**

Tackles For Loss

1. 13 SMU vs. UCONN (9/30/17)
2. 11 SMU at South Florida (10/24/15)
3. 10 SMU at Houston (10/22/16)
SMU vs. Memphis (11/5/16)
5. **9 Arkansas at Auburn (9/22/18)**
SMU at TCU (9/16/17)
7. **8 (6x) last Arkansas vs. Texas A&M (9/28/19)**

Turnovers Forced

1. **5 Arkansas vs. Eastern Illinois (9/2/18)**
SMU at East Carolina (11/12/16)
3. 4 SMU vs. North Texas (9/12/15)
SMU vs. Liberty (9/17/16)
5. **3 (8x) last Arkansas vs. Portland State (8/31/19)**

GAME 7: AUBURN

OFFENSE: INDIVIDUAL

Pass Completions

41 Ben Hicks vs. Houston (10/7/17)

Pass Attempts

58 Ben Hicks vs. Houston (10/7/17)

Pass Completion % (Min. 10 attempts)

75.0 Ty Storey vs. Ole Miss (10/13/18)

Passing Yards

397 Ben Hicks vs. Houston (10/7/17)

Passing Touchdowns

4 Ben Hicks vs. Tulane (11/25/17)
Ben Hicks vs. Memphis (11/18/17)
Ben Hicks vs. Navy (11/11/17)
Ben Hicks vs. UConn (9/30/17)
Ben Hicks vs. North Texas (9/9/17)

Passing Interceptions

5 Nick Starkel vs. San Jose State (9/21/19)

Passer Rating (Min. 10 attempts)

257.8 Ty Storey vs. Eastern Illinois (9/1/18)

Rush Attempts

29 Braeden West vs. South Florida (11/19/16)

Rushing Yards

220 Braeden West vs. Liberty (9/17/16)

Rushing Touchdowns

3 Xavier Jones at Tulane (11/21/15)

Receptions

17 Trey Quinn at Cincinnati (10/21/17)
Trey Quinn at Houston (10/7/17)

Receiving Yards

252 Courtland Sutton vs. South Florida (11/19/16)

Receiving Touchdowns

3 Courtland Sutton at North Texas (9/3/17)

Total Touchdowns

4 Courtland Sutton vs. North Texas (9/9/17)

DEFENSE: INDIVIDUAL

Solo Tackles

12 De'Jon Harris vs. Texas A&M (9/29/18)
Mikial Onu vs. Tulsa (10/27/17)
Jonathan Yenga vs. James Madison (9/26/15)

Total Tackles

16 De'Jon Harris vs. Texas A&M (9/29/18)

Tackles For Loss

4 Justin Lawler vs. Memphis (11/5/17)
Kyrán Mitchell vs. UConn (9/30/17)
Justin Lawler vs. UConn (9/30/17)
Justin Lawler at North Texas (9/3/16)

Sacks

4.0 Justin Lawler vs. UConn (9/30/17)

Interceptions

2 Dre Greenlaw vs. Texas A&M (9/29/18)
Horace Richardson at East Carolina (11/12/16)
Jordan Wyatt vs. Liberty (9/17/16)
Horace Richardson at North Texas (9/3/16)

Pick Sixes

2 Horace Richardson at East Carolina (11/12/16)

Fumbles Recovered

2 Chevin Calloway vs. Eastern Illinois (9/1/18)

Scoop and Scores

1 De'Jon Harris vs. Texas A&M (9/28/19)
LaDarius Bishop vs. Colorado State (9/14/19)
Kamren Curl at Ole Miss (9/7/19)
Jordan Wyatt vs. Stephen F. Austin (9/2/17)

Fumbles Forced

2 McTelvin Agim vs. Colorado State (9/8/18)
Andrew McCleneghen vs. North Texas (9/12/15)

SPECIAL TEAMS: INDIVIDUAL

Extra Points Made

7 Connor Limpert vs. Colorado State (9/14/19)
Connor Limpert vs. Eastern Illinois (9/1/18)
Josh Williams vs. UConn (9/30/17)
Josh Williams vs. North Texas (9/9/17)
Josh Williams vs. Stephen F. Austin (9/2/17)
Chad Hedlund vs. Tulane (11/12/15)

Field Goals Made

4 Connor Limpert vs. Ole Miss (10/13/18)
Josh Williams at Tulsa (10/7/16)

Points Kicking

16 Josh Williams at Tulsa (10/7/16)

Punt Yards

406 Jamie Sackville at Tulsa (10/7/16)

Yards Per Punt

50 Jamie Sackville at Houston (10/7/17)

Kick Return Yards

180 Braeden West vs. Temple (11/6/15)

Punt Return Yards

45 Deon Stewart at Colorado State (9/8/18)

Kick Return Touchdown

1 Braeden West vs. Temple (11/6/15)

GAME 7: AUBURN

300-YARD PASSING GAMES

Total: 11

397	Ben Hicks at Houston (10/7/17)
380	Ben Hicks vs. South Florida (11/19/16)
375	Ben Hicks vs. Tulane (11/25/17)
356	Nick Starkel vs. San Jose State (9/21/19)
338	Ben Hicks vs. Tulsa (10/27/17)
334	Matt Davis at TCU (9/19/15)
331	Ben Hicks vs. Navy (11/26/16)
312	Ben Hicks vs. North Texas (9/9/17)
305	Nick Starkel vs. Colorado State (9/14/19)
305	Ben Hicks at TCU (9/16/17)
302	Ben Hicks at Tulane (10/29/16)

100-YARD RUSHING GAMES

Total: 25

220	Braeden West vs. Liberty (9/17/16)
177	Xavier Jones at Memphis (11/18/17)
165	Devwah Whaley at Colorado State (9/8/18)
156	Matt Davis vs. Tulane (11/21/15)
146	Xavier Jones vs. Arkansas State (9/23/17)
134	Rakeem Boyd at Kentucky (10/12/19)
126	Braeden West at Tulsa (10/7/16)
125	Matt Davis vs. North Texas (9/12/15)
122	Rakeem Boyd vs. Colorado State (9/14/19)
120	Braeden West vs. South Florida (11/19/16)
119	Braeden West at Tulane (10/29/16)
117	Xavier Jones at North Texas (9/3/16)
117	Xavier Jones vs. Tulane (11/21/15)
115	Braeden West vs. Houston (10/22/16)
115	Matt Davis vs. Baylor (9/4/15)
114	Rakeem Boyd vs. Portland State (8/31/19)
113	Rakeem Boyd vs. Vanderbilt (10/27/18)
111	Ke'Mon Freeman at East Carolina (11/12/16)
111	Xavier Jones at Navy (11/11/17)
110	Matt Davis at North Texas (9/3/16)
109	Rakeem Boyd vs. Ole Miss (10/13/18)
104	Braeden West at East Carolina (11/12/16)
102	Rakeem Boyd vs. Alabama (10/6/18)
102	Matt Davis vs. Temple (11/6/15)
100	Xavier Jones at Houston (10/7/17)

MULTIPLE 100-YARD RUSHERS

Total: 3 (Order by date)

111	Ke'Mon Freeman at East Carolina (11/12/16)
104	Braeden West
117	Xavier Jones at North Texas (9/3/16)
110	Matt Davis
156	Matt Davis vs. Tulane (11/21/15)
117	Xavier Jones

100-YARD RECEIVING GAMES

Total: 26

252	Courtland Sutton vs. South Florida (11/19/16)
186	Trey Quinn at Cincinnati (10/21/17)
173	James Proche vs. UCF (11/4/17)
166	Courtland Sutton at East Carolina (11/12/16)
165	Courtland Sutton vs. Tulsa (10/31/15)
164	James Proche at Tulane (10/29/16)
163	Courtland Sutton vs. North Texas (9/9/17)
162	Courtland Sutton at North Texas (9/3/16)
160	Courtland Sutton at Houston (10/7/17)
156	Trey Quinn at Houston (10/7/17)
139	Trey Quinn vs. Tulane (11/25/17)
137	Courtland Sutton vs. James Madison (9/26/15)
136	Courtland Sutton vs. Tulsa (10/27/17)
132	Jordan Jones vs. Eastern Illinois (9/2/18)
131	James Proche vs. Arkansas State (9/23/17)
123	Courtland Sutton at Navy (11/11/17)
123	James Proche vs. Tulsa (10/27/17)
116	Trey Quinn vs. UConn (9/30/17)
116	Trey Quinn at TCU (9/16/17)
115	Courtland Sutton at TCU (9/19/15)
115	Mike Woods vs. San Jose State (9/21/19)
113	Courtland Sutton vs. TCU (9/23/16)
112	Courtland Sutton vs. UConn (9/30/17)
112	Courtland Sutton at Baylor (9/10/16)
107	Courtland Sutton vs. Tulane (11/25/17)
101	Trey Quinn vs. Tulsa (10/27/17)

MULTIPLE 100-YARD RECEIVERS

Total: 4 (Order by date)

139	Trey Quinn vs. Tulane (11/25/17)
107	Courtland Sutton
136	Courtland Sutton vs. Tulsa (10/27/17)
123	James Proche
101	Trey Quinn
160	Courtland Sutton at Houston (10/7/17)
156	Trey Quinn
116	Trey Quinn vs. UConn (9/30/17)
112	Courtland Sutton

100-YARD RUSHER & RECEIVER

Total: 6

111	Xavier Jones (rush) at Navy (11/11/17)
123	Courtland Sutton (rec)
146	Xavier Jones (rush) vs. Arkansas State (9/23/17)
131	James Proche (rec)
120	Braeden West (rush) vs. South Florida (11/19/16)
252	Courtland Sutton (rec)
111	Ke'Mon Freeman (rush) at East Carolina (11/12/16)
104	Braeden West (rush)
166	Courtland Sutton (rec)
119	Braeden West (rush) at Tulane (10/29/16)
164	James Proche (rec)
117	Xavier Jones (rush) at North Texas (9/3/16)
110	Matt Davis (rush)
162	Courtland Sutton (rec)

300-YARD PASSER / 100-YARD RUSHER

Total: 4

397	Ben Hicks (pass) at Houston (10/7/17)
160	Courtland Sutton (rush)
156	Trey Quinn (rush)
380	Ben Hicks (pass) vs. South Florida (11/19/16)
120	Braeden West (rush)

305, Nick Starkel (pass) vs. Colorado State (9/14/19)
122, Rakeem Boyd (rush)

302	Ben Hicks at Tulane (10/29/16)
119	Braeden West (rush)

300 / 100 / 100

Total: 2

380	Ben Hicks (pass) vs. South Florida (11/19/16)
120	Braeden West (rush)
252	Courtland Sutton (rec)

302	Ben Hicks at Tulane (10/29/16)
119	Braeden West (rush)
164	James Proche (rec)

GAME 7: AUBURN

DEPTH CHART

OFFENSE

WR (2)	8	Mike Woods	So. // 6-1 // 203
	1	De'Vion Warren	Jr. // 5-10 // 188
TE (3)	85	Cheyenne O'Grady	Sr. // 6-4 // 256
	89	Grayson Gunter	Jr. // 6-4 // 243
	14	Chase Harrell	Sr. // 6-4 // 249
LT	74	Colton Jackson	Sr. // 6-5 // 298
	76	Myron Cunningham	Jr. // 6-6 // 290
LG	54	Austin Capps	Sr. // 6-4 // 304
	68	Kirby Adcock	So. // 6-5 // 288
C	66	Ty Clary	Jr. // 6-4 // 285
	57	Shane Clenin	So. // 6-6 // 302
RG	51	Ricky Stromberg	Fr. // 6-4 // 266
	55	Beaux Limmer	Fr. // 6-5 // 293
RT	78	Dalton Wagner	So. // 6-9 // 302
	76	Myron Cunningham	Jr. // 6-6 // 290
-OR-	71	Ryan Winkel	R-Fr. // 6-6 // 285
QB	6	Ben Hicks	Sr. // 6-1 // 217
-OR-	17	Nick Starkel	Jr. // 6-3 // 214
	9	John Stephen Jones	R-Fr. // 5-11 // 199
RB (4)	5	Rakeem Boyd	Jr. // 6-0 // 213
	21	Devwah Whaley	Sr. // 5-11 // 212
	2	Chase Hayden	Jr. // 5-10 // 205
WR (5)	16	Treyton Burks	Fr. // 6-3 // 223
	19	Tyson Morris	Jr. // 6-1 // 200
	3	Koilan Jackson	So. // 6-2 // 211
WR (9)	7	Trey Knox	Fr. // 6-5 // 205
	15	T.Q. Jackson	Fr. // 6-4 // 197

DEFENSE

DE	6	Gabe Richardson	Sr. // 6-3 // 240
	86	Jamario Bell	Sr. // 6-5 // 265
DT	3	McTelvin Agim	Sr. // 6-3 // 294
	93	Isaiah Nichols	R-Fr. // 6-3 // 277
DT	52	TJ Smith	Sr. // 6-3 // 293
	42	Jonathan Marshall	Jr. // 6-3 // 299
DE	11	Mataio Soli	Fr. // 6-4 // 239
	13	Collin Clay	Fr. // 6-5 // 285
SAM	27	Hayden Henry	Jr. // 6-2 // 226
	22	Deon Edwards	Jr. // 6-1 // 220
MIKE	8	De'Jon Harris	Sr. // 6-0 // 245
	31	Grant Morgan	Jr. // 5-11 // 229
WILL	10	Bumper Pool	So. // 6-2 // 228
	27	Hayden Henry	Jr. // 6-2 // 226
CB	21	Montaric Brown	So. // 6-0 // 187
	24	LaDarrius Bishop	R-Fr. // 6-0 // 193
	23	Devin Bush	Fr. // 6-0 // 203
SS	2	Kamren Curl	Jr. // 6-2 // 198
	18	Myles Mason	So. // 6-2 // 203
FS	7	Joe Foucha	So. // 5-11 // 198
	1	Jalen Catalon	Fr. // 5-10 // 196
CB	4	Jarques McClellion	So. // 6-0 // 175
	24	LaDarrius Bishop	R-Fr. // 6-0 // 193
NB	9	Greg Brooks Jr.	Fr. // 5-11 // 179
	26	Micahh Smith	Jr. // 6-0 // 201

SPECIAL TEAMS

K	19	Connor Limpert	Jr. // 6-1 // 175
	80	Matthew Phillips	So. // 5-10 // 180
P	42	Sam Loy	Jr. // 6-1 // 195
	28	Reid Bauer	So. // 5-11 // 198
LS	48	Jordan Silver	So. // 6-1 // 217
H	18	Jack Lindsey	Jr. // 6-2 // 204
KR	1	De'Vion Warren	Jr. // 5-10 // 188
	41	T.J. Hammonds	Jr. // 5-10 // 200
-OR-	13	Nathan Parodi	R-Fr. // 5-9 // 170
PR	16	Treyton Burks	Fr. // 6-3 // 223
	1	De'Vion Warren	Jr. // 5-10 // 188
	41	T.J. Hammonds	Jr. // 5-10 // 200

GAME 7: AUBURN

GAME-BY-GAME OFFENSIVE STARTERS

Opponent	LT	LG	C	RG	RT	TE	TE/WR/FB	QB	RB	WR	WR
Portland State	C. Jackson	Capps	Clary	Cunningham	Wagner	Gunter	Woods	Hicks	Boyd	Burks	Knox
at Ole Miss	C. Jackson	Stromberg	Clary	Cunningham	Wagner	O'Grady	Gunter	Hicks	Boyd	Woods	Knox
Colorado State	C. Jackson	Stromberg	Clary	Cunningham	Wagner	Gunter	Woods	Starkel	Boyd	Burks	Knox
San Jose State	Cunningham	Capps	Clary	Stromberg	Wagner	O'Grady	Harrell	Starkel	Boyd	Woods	Knox
vs. Texas A&M	C. Jackson	Capps	Clary	Stromberg	Wagner	O'Grady	K. Jackson	Starkel	Boyd	Burks	Woods
at Kentucky	Cunningham	Capps	Clary	Stromberg	Wagner	O'Grady	Woods	Starkel	Boyd	Burks	Knox
Auburn											
at Alabama											
Mississippi State											
Western Kentucky											
at LSU											
Missouri											

GAME-BY-GAME DEFENSIVE STARTERS

Opponent	DE	DT	DT	DE	SAM	MIKE	WILL	CB	SS	FS	CB	NB
Portland State	Gerald	Agim	Smith	Richardson	--	Harris	Pool	Brown	Curl	Foucha	McLellion	Brooks
at Ole Miss	Richardson	Agim	Smith	Soli	--	Harris	Pool	Brown	Curl	Foucha	McLellion	Brooks
Colorado State	Richardson	Agim	Smith	Soli	--	Harris	Pool	Brown	Curl	Foucha	McLellion	Brooks
San Jose State	Richardson	Agim	Smith	Soli	--	Harris	Pool	Bishop	Curl	Foucha	McLellion	Brooks
vs. Texas A&M	Richardson	Agim	Smith	Soli	--	Harris	Pool	Brown	Curl	Foucha	McLellion	Brooks
at Kentucky	Richardson	Agim	Smith	Soli	--	Harris	Pool	Brown	Curl	Foucha	McLellion	Brooks
Auburn												
at Alabama												
Mississippi State												
Western Kentucky												
at LSU												
Missouri												

CAREER STARTS

OFFENSE	2019	2018	2017	2016	TOT	CONS	DEFENSE	2019	2018	2017	2016	TOT	CONS
Ben Hicks, QB, Sr.	2	9*	13*	11*	35	-	McTelvin Agim, DL, Sr.	6	12	11	5	34	22
Colton Jackson, OL, Sr.	4	8	10	3	25	-	De'Jon Harris, LB, Sr.	6	12	12	-	30	30
Ty Clary, OL, Jr.	6	11	4	-	21	17	T.J. Smith, DL, Sr.	6	10	12	-	28	6
Rakeem Boyd, RB, Jr.	6	8	-	-	14	14	Kamren Curl, DB, Jr.	6	11	11	-	28	6
Devwah Whaley, RB, Sr.	-	4	10	-	14	-	Jarques McClellion, DB, So.	6	8	-	-	14	14
Deon Stewart, WR, Sr.	-	8	5	-	13	-	D'Vone McClure, LB, Jr.	-	7	-	-	9	-
Mike Woods, WR, So.	6	7	-	-	13	7	Bumper Pool, LB, So.	6	4	-	-	10	7
Cheyenne O'Grady, TE, Sr.	4	5	1	-	10	3	Gabe Richardson, DL, Sr.	6	2	-	-	8	6
Nick Starkel, QB, Jr.	4	-	5*	-	9	4	Montaric Brown, DB, So.	5	3	-	-	7	1
Dalton Wagner, OL, So.	6	1	-	-	7	6	Joe Foucha, DB, So.	6	1	-	-	7	7
Hayden Johnson, FB/TE, Sr.	-	-	-	7	7	-	Greg Brooks Jr., DB, Fr.	6	-	-	-	6	6
Jordan Jones, WR, Jr.	-	-	6	-	6	-	Mataio Soli, DL, Fr.	5	-	-	-	5	5
Chase Harrell, TE, Sr.	1	-	4*	1*	6	-	Dorian Gerald, DL, Sr.	2	2	-	-	3	-
Grayson Gunter, TE, Jr.	3	2	-	-	5	-	Hayden Henry, LB, Jr.	-	1	-	-	1	-
Myron Cunningham, OL, Jr.	5	-	-	-	5	1	Britto Tutt, DB, Sr.	-	1	-	-	1	-
Trey Knox, WR, Fr.	5	-	-	-	5	1	LaDarrius Bishop, DB, R-Fr.	1	-	-	-	1	-
Ricky Stromberg, OL, Fr.	5	-	-	-	5	5							
Treyton Burks, WR, Fr.	4	-	-	-	4	2							
Austin Capps, OL, Sr.	4	0	0	0	4	3							
Noah Gatlin, OL, R-Fr.	-	2	-	-	2	-							
Kirby Adcock, OL, So.	-	1	-	-	1	-							
Shane Clenin, OL, So.	-	1	-	-	1	-							
Koilan Jackson, WR, So.	1	-	-	-	1	-							

EXPERIENCE ANALYSIS

The chart below shows Arkansas' offensive and defensive starting lineups over the last six years with numbers representing total starts by classes and percentages of total starts for the entire season.

Season	G	SR	JR	SO	FR	UpperCl%
2019	6 (2-4)	42 (31.8%)	28 (21.2%)	36 (27.3%)	26 (19.7%)	70 (53.0%)
2018	12 (2-10)	103 (39.2%)	86 (32.7%)	44 (16.7%)	30 (11.4%)	189 (71.2%)
2017	12 (4-8)	66 (25.0%)	108 (40.1%)	65 (24.6%)	25 (9.5%)	174 (65.9%)
2016	13 (7-6)	114 (39.9%)	82 (28.7%)	70 (24.5%)	20 (6.9%)	196 (68.5%)
2015	13 (8-5)	67 (23.4%)	143 (50.0%)	58 (20.3%)	18 (6.3%)	210 (73.4%)
2014	13 (7-6)	92 (32.2%)	72 (25.2%)	89 (31.1%)	33 (11.5%)	164 (57.3%)
2013	12 (3-9)	107 (40.5%)	59 (22.3%)	57 (21.6%)	41 (15.5%)	166 (66.7%)

GAME 7: AUBURN

GAME-BY-GAME BREAKDOWN

GAME	FINAL	SCORE BY QUARTER					FIRST DOWNS				RUSHING			PASSING			OFFENSE		PUNTING	FUMBLES	PENALTY	THIRD	TOTAL
	SCORE	1	2	3	4	OT	RU	PA	PN	TOT	ATT	YDS	TD	C-A-I	YDS	TD	ATT	YDS	NO-AVG	NO-LOST	NO-YDS	DOWN	TOP
Portland St.	13	3	3	0	7	-	5	7	4	16	28	75	0	16-33-3	155	1	61	230	5-39.8	0-0	10-85	2/13	26:22
Arkansas	20	10	0	7	3	-	12	11	3	26	42	204	2	18-35-1	191	0	77	395	5-35.6	1-0	7-70	5/15	33:38
Arkansas	17	0	3	0	14	-	5	12	1	18	26	61	0	25-41-0	300	1	67	361	6-35.7	1-1	7-55	5/15	27:32
Ole Miss	31	7	3	7	14	-	11	10	2	23	53	237	2	16-24-0	259	2	77	483	4-49.5	2-2	5-60	8/15	32:28
Colorado St.	34	24	10	10	0	-	10	6	2	18	38	220	2	20-33-0	205	2	71	425	6-47.5	2-2	4-51	4/14	33:56
Arkansas	55	24	3	7	21	-	8	13	2	23	35	215	3	20-35-0	305	3	70	520	4-44.0	2-1	5-49	6/12	25:24
San Jose St.	31	7	17	0	7	-	5	19	3	27	24	101	2	32-49-1	402	2	73	503	5-41.6	2-0	9-85	4/12	30:54
Arkansas	24	7	0	3	14	-	7	16	3	26	32	131	0	28-50-5	356	3	82	487	3-41.0	0-0	6-62	6/15	29:06
Texas A&M	31	7	14	0	10	-	8	14	2	24	33	89	1	23-35-1	251	3	68	340	4-49.5	3-1	6-55	5/10	32:37
Arkansas	27	0	17	7	3	-	5	18	3	26	26	98	1	27-44-1	297	1	70	395	3-38.7	0-0	8-48	5/13	27:23
Arkansas	20	7	6	0	7	-	6	7	3	16	30	183	2	12-27-0	122	0	57	305	4-44.2	1-0	5-39	6/13	22:49
Kentucky	24	0	7	10	7	-	15	5	1	21	54	330	2	8-12-0	88	1	66	418	3-44.3	2-1	7-44	7/14	35:05
Auburn																							
Arkansas																							
Arkansas																							
Alabama																							
Mississippi St.																							
Arkansas																							
WKU																							
Arkansas																							
LSU																							
Arkansas																							
Missouri																							
Arkansas																							

GAME 7: AUBURN

ARKANSAS INDIVIDUAL SEASON-HIGHS

Rush Attempts	20	Rakeem Boyd, 9/14 vs. Colorado State
Yards Rushing	134	Rakeem Boyd, 10/12 at Kentucky
TD Rushes	2 (2x)	last Rakeem Boyd, 10/12 at Kentucky
Long Rush	74	Rakeem Boyd, 10/12 at Kentucky
Pass Attempts	50	Nick Starkel, 9/21 vs. San Jose State
Pass Completions	28	Nick Starkel, 9/21 at San Jose State
Yards Passing	356	Nick Starkel, 9/21 vs. San Jose State
TD Passes	3	Nick Starkel, 9/14 vs. Colorado State
Long Pass	62 (2x)	last Nick Starkel, 9/21 vs. San Jose State
Receptions	8 (2x)	last C. O'Grady, 9/28 vs. Texas A&M
Yards Receiving	115	Mike Woods, 9/21 vs. San Jose State
TD Receptions	1 (8x)	last Mike Woods, 9/28 vs. Texas A&M
Long Reception	62 (2x)	last Mike Woods, 9/21 vs. San Jose State
Field Goals	2 (4x)	last C. Limpert, 10/12 at Kentucky
Long Field Goal	54	Connor Limpert, 9/14 vs. Colorado State
Punts	6	Sam Loy, 9/7 at Ole Miss
Punting Avg.	44.2	Sam Loy, 10/12 at Kentucky
Long Punt	56	Sam Loy, 9/14 vs. Colorado State
Punts Inside 20	2 (3x)	last Sam Loy, 10/12 at Kentucky
Long Punt Return	32	Treyton Burks, 9/28 vs. Texas A&M
Long Kickoff Return	37	De'Vion Warren, 9/7 at Ole Miss
Tackles	12 (2x)	last Kamren Curl, 9/28 vs. Texas A&M
Sacks	2.0 (3x)	Jamario Bell, 9/28 vs. Texas A&M
Tackles For Loss	2.0 (4x)	last Jamario Bell, 9/28 vs. Texas A&M
Interceptions	1 (4x)	last Kamren Curl, 9/21 vs. San Jose State

ARKANSAS TEAM GAME-HIGHS

Rushes	42	8/31 vs. Portland State
Yards Rushing	215	9/14 vs. Colorado State
Yards Per Rush	6.1	9/14 vs. Colorado State
TD Rushes	3	9/14 vs. Colorado State
Pass Attempts	50	9/21 vs. San Jose State
Pass Completions	28	9/21 vs. San Jose State
Yards Passing	356	9/21 vs. San Jose State
Yards Per Pass Comp.	12.7	9/21 vs. San Jose State
TD Passes	3 (2x)	last 9/21 vs. San Jose State
Total Plays	82	9/21 vs. San Jose State
Total Offense	520	9/14 vs. Colorado State
Yards Per Play	7.4	9/14 vs. Colorado State
Points	55	9/14 vs. Colorado State
Sacks By	6	8/31 vs. Portland State
First Downs	26 (3x)	last 9/28 vs. Texas A&M
Penalties	8	last 9/28 vs. Texas A&M
Penalty Yards	70	8/31 vs. Portland State
Turnovers	5	9/21 vs. San Jose State
Interceptions By	3	8/31 vs. Portland State
Punts	6	9/7 at Ole Miss
Punting Avg.	44.2	10/12 at Kentucky
Long Punt	56	9/14 vs. Colorado State
Punts inside 20	2 (3x)	last 10/12 at Kentucky

ARKANSAS' LONGEST PLAYS

Rush	74	Rakeem Boyd, 10/12 at Kentucky
Pass	62	Starkel to Woods, 9/21 vs. San Jose State
Field Goal	54	Connor Limpert, 9/14 vs. Colorado State
Punt	56	Sam Loy, 9/14 vs. Colorado State
Punt Return	32	Treyton Burks, 9/28 vs. Texas A&M
Kickoff Return	37	De'Vion Warren, 9/7 at Ole Miss
Interception Return	29	Kamren Curl, 8/31 vs. Portland State
Fumble Return	69	Kamren Curl, 9/7 at Ole Miss

OPPONENT INDIVIDUAL SEASON-HIGHS

Rush Attempts	26	Scottie Phillips, 9/7 at Ole Miss
Yards Rushing	196	Lynn Bowden, 10/12 at Kentucky
TD Rushes	2 (2x)	last Lynn Bowden, 10/12 at Kentucky
Long Rush	75	Marvin Kinsey, 9/14 vs. Colorado State
Pass Attempts	49	Josh Love, 9/21 vs. San Jose State
Pass completions	32	Josh Love, 9/21 vs. San Jose State
Yards Passing	402	Josh Love, 9/21 vs. San Jose State
TD Passes	3	Kellen Mond, 9/28 vs. Texas A&M
Long Pass	75	Patrick O'Brien, 9/14 vs. Colorado State
Receptions	12	Tre Walker, 9/21 vs. San Jose State
Yards Receiving	161	Tre Walker, 9/21 vs. San Jose State
TD Receptions	2 (2x)	last Quartney Davis, 9/28 vs. Texas A&M
Long Reception	75	Dante Wright, 9/14 vs. Colorado State
Field Goals	2 (2x)	last C. Camper, 9/14 vs. Colorado State
Long Field Goal	50 (3x)	last Matt Ruffolo, 10/12 at Kentucky
Punts	6	Ryan Stonehouse, 9/14 Colorado State
Punting Avg.	49.5 (2x)	last Braden Mann, 9/28 vs. Texas A&M
Long Punt	59	Braden Mann, 9/28 vs. Texas A&M
Punts Inside 20	3	Braden Mann, 9/28 vs. Texas A&M
Long Punt Return	18	Josh Ali, 10/12 at Kentucky
Long Kickoff Return	32	A. Hawkins, 9/14 vs. Colorado State
Tackles	15	Romeo Gunt, 8/31 vs. Portland State
Sacks	1.0 (8x)	last Three Players, 10/12 at Kentucky
Tackles for Loss	2.5 (2x)	Buddy Johnson, 9/28 vs. Texas A&M
Interceptions	2	Bobby Brown II, 9/21 vs. San Jose State

OPPONENT TEAM GAME-HIGHS

Rushes	54	10/12 at Kentucky
Yards Rushing	330	10/12 at Kentucky
Yards per Rush	6.1	10/12 at Kentucky
TD Rushes	2 (4x)	last 10/12 at Kentucky
Pass Attempts	49	9/21 vs. San Jose State
Pass Completions	32	9/21 vs. San Jose State
Yards Passing	402	9/21 vs. San Jose State
Yards per Pass Comp.	15.4	9/7 at Ole Miss
TD Passes	3	9/28 vs. Texas A&M
Total Plays	77	9/7 at Ole Miss
Total Offense	503	9/21 vs. San Jose State
Yards per Play	6.9	9/21 vs. San Jose State
Points	34	9/14 vs. Colorado State
Sacks By	3 (2x)	last 10/12 at Kentucky
First Downs	27	9/21 vs. San Jose State
Penalties	10	8/31 vs. Portland State
Penalty Yards	85 (2x)	last 9/21 vs. San Jose State
Turnovers	3	8/31 vs. Portland State
Interceptions By	5	9/21 vs. San Jose State
Punts	6	9/14 vs. Colorado State
Punting Avg.	49.5 (2x)	last 9/28 vs. Texas A&M
Long Punt	59	9/28 vs. Texas A&M
Punts Inside 20	3	9/28 vs. Texas A&M

OPPONENT'S LONGEST PLAYS

Rush	75	Marvin Kinsey, 9/14 vs. Colorado State
Pass	75	Patrick O'Brien, 9/14 vs. Colorado State
Field Goal	50 (3x)	Matt Ruffolo, 10/12 at Kentucky
Punt	59	Braden Mann, 9/28 vs. Texas A&M
Punt Return	18	Josh Ali, 10/12 at Kentucky
Kickoff Return	32	A. Hawkins, 9/14 vs. Colorado State
Interception Return	32	B. Brown, E. Aguayo, 9/21 vs. San Jose State
Fumble Return		

GAME 7: AUBURN

THE LAST TIME ARKANSAS . . .

RUSHING

Had 500+ yards rushing	vs. South Carolina, 2007 (542)
Had 400+ yards rushing	at Texas Tech, 2014 (438)
Had 400+ yards rushing in consecutive games	at Texas Tech, 2014 (438) vs. Nicholls, 2014 (495)
Had 300+ yards rushing	vs. Ole Miss, 2018 (300)
Had 300+ yards rushing in consecutive games	at Texas Tech, 2014 (438) vs. Nicholls, 2014 (495)
Had 300+ yards rushing in three consecutive games	at Alabama, 2007 (301) vs. Kentucky, 2007 (338) vs. North Texas, 2007 (446)
Had 300+ yards rushing in four consecutive games	vs. Troy, 2007 (350) at Alabama, 2007 (301) vs. Kentucky, 2007 (338) vs. North Texas, 2007 (446)
Had 250+ yards rushing	vs. Ole Miss, 2018 (300)
Had 200+ yards rushing	vs. Colorado State, 2019 (215)
Had 200+ yards in consecutive games	vs. Coastal Carolina, 2017 (259) and at Ole Miss, 2017 (265)
Had 70+ rushing attempts	at Kentucky, 2003 (71)
Had 60+ rushing attempts	at Texas Tech, 2014 (68)
Had 50+ rushing attempts	vs. Tulsa, 2018 (53)
Had 7+ rushing TDs	at Texas Tech, 2014 (7)
Had 6+ rushing TDs	vs. UT Martin, 2015 (6) vs. Nicholls, 2014 (6) at Texas Tech, 2014 (7)
Had 5+ rushing TDs	at Mississippi State, 2016 (5)
Had 5+ rushing TDs in consecutive games	vs. Nicholls, 2014 (6) at Texas Tech, 2014 (7)
Had 4+ rushing TDs	vs. UT Martin, 2017 (4)
Had 4+ rushing TDs in consecutive games	vs. UT Martin, 2015 (6) and vs. Auburn, 2015 (4)
Had 3+ rushing TDs	vs. Colorado State, 2019 (3)
Had 3+ rushing TDs in consecutive games	vs. Texas A&M, 2017 (3) and vs. New Mexico State, 2017 (3)
Had 3+ rushing TDs in three straight games	at Texas Tech, 2014 (7) vs. NIU, 2014 (3) vs. Texas A&M, 2014 (3)
Had 2+ players with 100 yards rushing	at Mississippi State, 2016 (Williams III - 205, Whaley - 112)
Had 3+ players with 100 yards rushing	vs. North Texas, 2007 (McFadden - 138, Jones - 132, Barnett - 105)

PASSING

Had 500+ yards passing	vs. Texas A&M, 2011 (510)
Had 400+ yards passing	vs. Alabama, 2016 (400)
Had 300+ yards passing	vs. San Jose State, 2019 (356)
Had 200+ yards passing	vs. Texas A&M, 2019 (297)
Had 50+ pass attempts	vs. San Jose State, 2019 (50)
Had 40+ pass attempts	vs. Texas A&M, 2019 (44)
Had 30+ pass attempts	vs. Texas A&M, 2019 (44)
Had 30+ pass completions	vs. Mississippi State, 2015 (30)
Had 25+ pass completions	vs. Texas A&M, 2019 (27)
Had 20+ pass completions	vs. Texas A&M, 2019 (27)
Had fewer than 10 pass completions	vs. TCU, 2017 (9)
Had 7+ passing TDs	vs. Mississippi State, 2015 (7)
Had 6+ passing TDs	vs. Mississippi State, 2015 (7)
Had 5+ passing TDs	vs. Mississippi State, 2015 (7)
Had 4+ passing TDs	vs. Eastern Illinois, 2018 (4)
Had 3+ passing TDs	vs. San Jose State, 2019 (3)
Had 5+ passes intercepted	vs. San Jose State, 2019 (5)
Had 4+ passes intercepted	vs. San Jose State, 2019 (5)
Had 3+ passes intercepted	vs. San Jose State, 2019 (5)

RECEIVING

Had two players with 100 yards receiving	at Ole Miss, 2015 (Morgan - 122, Reed - 105)
Had 10+ different receivers catch a pass	at Ole Miss, 2019 (10)
Had 9+ different receivers catch a pass	vs. Texas A&M, 2019 (9)
Had 8+ different receivers catch a pass	vs. Texas A&M, 2019 (9)
Had multiple players catch 7+ passes in a game	vs. Mississippi State, 2015 (2) (Morgan - 7 & Henry - 7)

COMBINATION OFFENSE

Had one 300-yard passer and one 100-yard rusher in a game	vs. Colorado State, 2019 (Starkel - 305 pass & Boyd - 122 rush)
Had one 300-yard passer and one 200-yard rusher in a game	at Mississippi State, 2016 (Allen - 303 pass & Williams III - 205 rush)
Had one 100-yard receiver and one 100-yard rusher in a game	at Missouri, 2016 (Hatcher - 106 receiving & Williams III - 117 rush)
Had one 100-yard receiver and one 100-yard rusher in consecutive games	at Missouri, 2016 (Hatcher - 106 receiving & Williams III - 117 rush)
Had one 200-yard rusher and one 100-yard receiver in a game	vs. South Carolina, 2006 (McFadden - 219 rushing & Monk - 192 receiving)
Had one 150-yard rusher and one 150-yard receiver in a game	vs. Texas A&M, 2015 (Collins - 151 rushing & Morgan - 155 receiving)
Had four different receivers catch a touchdown pass	at Mississippi State, 2015 (Sprinkle - 3, Henry - 2, Morgan - 1, Cornelius - 1)
Had two 100-yard rushers	at Mississippi State, 2015 (Williams III - 205 & Whaley - 112)

Had two 100-yard rushers in consecutive games	at Texas Tech, 2014 (Collins - 145 & Williams - 121) vs. Nicholls, 2014 (Collins - 143 & Williams - 131)
Had a 200-yard rusher and a 100-yard rusher in a game	at Mississippi State, 2015 (Williams III - 205 & Whaley - 112)
Had two 150-yard rushers in a game	vs. South Carolina, 2007 (McFadden - 321 & Jones - 166)
Had three 100-yard rushers in a game	vs. North Texas, 2007 (McFadden - 138, Jones - 132 & Barnett - 105)
Had two 100-yard receivers in a game	at Ole Miss, 2015 (Morgan - 122 & Reed - 105)

TOTAL OFFENSE

Had 700+ yards total offense	vs. North Texas, 2007 (713)
Had 600+ yards total offense	at Mississippi State, 2016 (663)
Had 550+ yards total offense	at Mississippi State, 2016 (663)
Had 500+ yards total offense	vs. Colorado State, 2019 (520)
Had 400+ yards total offense	vs. San Jose State, 2019 (487)
Had 500+ yards total offense in consecutive games	at Mississippi State, 2016 (661) at Missouri, 2016 (503)
Had 85+ plays total offense	at Missouri, 2016 (85)
Had 80+ plays total offense	vs. San Jose State, 2019 (82)
Had 75+ plays total offense	vs. San Jose State, 2019 (82)

SCORING

Scored 70+ points	vs. Nicholls, 2014 (73)
Scored 60+ points	vs. UT Martin, 2015 (63)
Scored 50+ points	vs. Colorado State, 2019 (55)
Scored 40+ points	vs. Colorado State, 2019 (55)
Scored 30+ points	vs. Colorado State, 2019 (55)
Scored 40+ points in three consecutive games	vs. Auburn, 2015 (54) vs. UT Martin, 2015 (63) at Ole Miss, 2015 (53)
Scored 30+ points in five consecutive games	vs. Auburn, 2015 (54) vs. UT Martin, 2015 (63) at Ole Miss, 2015 (53) at LSU, 2015 (31) vs. Mississippi State, 2015 (50)
Scored 40+ points in a half	vs. Nicholls, 2014 (56)
Scored 30+ points in a half	at Eastern Illinois, 2018 (38)
Scored 35+ points in a quarter	vs. Nicholls, 2014 (35)
Scored 28+ points in a quarter	vs. Eastern Illinois, 2018 (2nd-28)
Scored 50+ points in consecutive games	at Ole Miss, 2015 (53) vs. UT Martin, 2015 (63)
Scored 50+ points in three consecutive games	vs. Auburn, 2015 (54) at Ole Miss, 2015 (53) vs. UT Martin, 2015 (63)
Scored 50+ points in consecutive SEC games	vs. Auburn, 2015 (54) at Ole Miss, 2015 (53)
Both teams combined for 100+ points	at Mississippi State, 2016 (W, 58-42)
Allowed 60+ points	vs. Alabama, 2018 (65)
Allowed 50+ points	at Mississippi State, 2018 (52)
Allowed 40+ points	at Mississippi State, 2018 (52)
Allowed 30+ points	vs. Texas A&M, 2019 (31)
Was held scoreless	at Missouri, 2018 (38-0)
Was held scoreless at Donald W. Reynolds Razorback Stadium	vs. Alabama, 2012 (52-0)
Was held scoreless on the road	at Missouri, 2018 (38-0)
Was held scoreless at a neutral site	vs. Ole Miss, 1959 (28-0)
Won a game without a rushing TD	vs. Kansas State, 2011
Won a game without a passing TD	vs. Portland State, 2019
Won a game in the last 25 seconds of regulation with a TD	at Georgia, 2010
Won a game in the last 25 seconds of regulation with a field goal	at Ole Miss, 2017
Held opponent scoreless	vs. Tulsa, 2018 (23-0)
Held opponent scoreless at Donald W. Reynolds Razorback Stadium	vs. Tulsa, 2018 (23-0)
Held opponent scoreless on the road	at South Carolina, 2002 (23-0)
Held opponent without a touchdown	vs. Tulsa, 2018 (23-0)
Held opponent without an offensive touchdown	vs. Tulsa, 2018 (23-0)
Held two opponents scoreless in one season	vs. LSU, 2014 (17-0) vs. Ole Miss, 2014 (30-0)
Held three opponents scoreless in one season	vs. LSU, 1982 (38-0) vs. TCU, 1982 (35-0) vs. Texas A&M, 1982 (35-0)
Held an opponent scoreless in consecutive games	vs. LSU, 2014 (17-0) vs. Ole Miss, 2014 (30-0)
Held an SEC opponent scoreless	vs. Ole Miss, 2014 (30-0)
Held an SEC opponent scoreless in consecutive games	vs. LSU, 2014 (17-0) vs. Ole Miss, 2014 (30-0)
Held two SEC opponents scoreless in one season	vs. LSU, 2014 (17-0) vs. Ole Miss, 2014 (30-0)
Scored on the first offensive play of the game	vs. Nicholls, 2014 (Hatcher - 82-yard rush)
Scored on the first offensive series of the game	vs. Colorado State, 2019 (Knox 24-yd pass)
Scored a two-point conversion passing	vs. Coastal Carolina, 2017 (Cole Kelley to Jeremy Patton)
Scored a two-point conversion rushing	at Mississippi State, 2016 (Keon Hatcher rush)
Had three players with 2 TDs in a game	vs. Eastern Michigan, 2009 (Green - 2, Davis - 2 & Adams - 2)

THE LAST TIME ARKANSAS . . .

DEFENSE

Held opponent to 10 or fewer first downs: . . . vs. Florida A&M, 2017 (9)
 Held opponent to 0 or fewer yards rushing: . . . vs. Wisconsin, 2007 (-5)
 Held opponent to 25 or fewer yards rushing: . . . vs. New Mexico State, 2017 (11)
 Held opponent to 50 or fewer yards rushing: . . . at Colorado State, 2018 (40)
 Held opponent to 50 or fewer yards passing: . . . vs. Vanderbilt, 2010 (36)
 Held opponent to 100 or fewer yards rushing: . . . vs. Texas A&M, 2019 (89)
 Held opponent to 100 or fewer yards passing: . . . at Kentucky, 2019 (88)
 Held opponent to 200 or fewer yards total offense: . . . vs. Florida A&M, 2017 (175)
 Held opponent to 250 or fewer yards total offense: . . . vs. Portland State, 2019 (230)
 Held opponent to 300 or fewer yards total offense: . . . vs. Portland State, 2019 (230)
 Intercepted 5+ passes: . . . vs. Florida International, 2007 (5)
 Intercepted 4+ passes: . . . vs. Mississippi State, 2007 (4)
 Intercepted 3+ passes: . . . vs. Portland State, 2019 (3)
 Scored a safety: . . . vs. Toledo, 2015
 Scored a touchdown: . . . vs. Texas A&M, 2019 (DeJon Harris - FR)
 Recorded 8+ sacks: . . . at Auburn, 2012 (8)
 Recorded 7+ sacks: . . . at Auburn, 2012 (8)
 Recorded 6+ sacks: . . . vs. Portland State, 2019 (6)
 Recorded 5+ sacks: . . . vs. Portland State, 2019 (6)
 Recorded 4+ sacks: . . . vs. Texas A&M, 2019 (4)
 Had 3 players with 10+ tackles: . . . at Kentucky, 2019
 . . . Joe Foucha (11), DeJon Harris (10), Bumper Pool (10)

SPECIAL TEAMS

Returned a punt for a TD: . . . vs. Kansas State, 2011 (Adams - 51 yards)
 Returned two punts for TDs: . . . vs. Missouri State, 2011 (Adams - 61 yards, 69 yards)
 Returned a blocked punt for a TD: . . . vs. Eastern Michigan, 2009 (Armbrust - 1 yard)
 Returned a kickoff for a TD: . . . vs. Auburn, 2017 (Warren - 100)
 Returned a game-opening kickoff for a TD: . . . vs. Northern Illinois, 2014 (Marshall - 97)
 Returned a season-opening kickoff for a TD: . . . vs. Missouri State, 2009 (D. Johnson - 91 yards)
 Returned a blocked FG for a TD: . . . at Mississippi State, 2004 (Brown - 76 yards)
 Blocked one punt: . . . at Alabama, 2015 (Sprinkle)
 Punted 10+ times: . . . at Auburn, 2016 (10)
 Did not punt: . . . vs. Alcorn State, 2016
 Blocked a field goal: . . . vs. Alcorn State, 2016 (Dan Skipper)
 Had a punt blocked: . . . at Auburn, 2018 (Jordyn Peters)
 Scored on a fake punt: . . . vs. Texas A&M, 2014 (Sam Irwin-Hill - 51 yard rush)
 Scored on a fake field goal: . . . vs. UAB, 2014 (Sebastian Tretola 6 yard pass to Alan D'Appollonio)
 Had a field goal blocked: . . . vs. Kansas State, 2015/16 (Marquel Bryant)
 Blocked a PAT kick: . . . vs. Eastern Illinois, 2018 (Bumper Pool)
 Missed a kicking PAT: . . . at Alabama, 2017 (Connor Limpert)
 Had a kicking PAT blocked: . . . vs. Georgia, 2014 (Ray Drew)

MISCELLANEOUS

Had 35+ first downs: . . . at Ole Miss, 2015 (35)
 Had 30+ first downs: . . . vs. Kansas State, 2015 (30)
 Had 25+ first downs: . . . vs. Texas A&M, 2019 (26)
 Had 20+ first downs: . . . vs. Texas A&M, 2019 (26)
 Had 20+ passing first downs: . . . vs. Mississippi State, 2015 (21)
 Had 20+ rushing first downs: . . . at Texas Tech, 2014 (24)
 Had 15+ penalties: . . . vs. Air Force, 1975 (17)
 Had 10+ penalties: . . . vs. North Texas, 2018 (10)
 Had 100+ yards in penalties: . . . vs. Texas A&M, 2011 (112)
 Had 35 minutes+ of possession time: . . . vs. Tulsa, 2018 (35:26)
 Was involved in an overtime game: . . . vs. Texas A&M, 2017 (L, 50-43)
 Defeated a ranked opponent: . . . vs. No. 10 Florida, 2016 (31-10)
 Defeated a ranked opponent on the road: . . . at No. 15 TCU, 2016 (41-38)
 Defeated ranked opponents in consecutive games: . . . at No. 18 Ole Miss, 2015 (53-52, OT)
 . . . at No. 9 LSU, 2015 (31-14)
 Won game on final offensive play: . . . at Ole Miss, 2017 (34-yard field goal)
 Zero sacks allowed in a game: . . . vs. Tulsa, 2018
 Zero sacks allowed in consecutive games: . . . vs. Toledo, 2015
 . . . vs. Texas Tech, 2015
 Zero sacks allowed in three consecutive games: . . . vs. UTEP, 2015
 . . . vs. Toledo, 2015
 . . . vs. Texas Tech, 2015
 Came back from 15+ points down to win: . . . at Ole Miss, 2017 (down 24 - won 38-37)
 Recorded more points than plays: . . . vs. UT Martin, 2015 (63 points, 56 plays)

THE LAST TIME AN ARKANSAS PLAYER . . .

RUSHING

Rushed 40+ times:	DeCori Birmingham at Kentucky, 2003 (40)
Rushed 35+ times:	Michael Smith at Kentucky, 2008 (35)
Rushed 30+ times:	Alex Collins vs. Missouri, 2015 (30)
Rushed 25+ times:	Devwah Whaley at Colorado State, 2018 (26)
Rushed for 300+ yards:	Darren McFadden vs. South Carolina, 2007 (321)
Rushed for 250+ yards:	Darren McFadden vs. South Carolina, 2007 (321)
Rushed for 200+ yards:	Rawleigh Williams III at Mississippi State, 2016 (205)
Rushed for 175+ yards:	Rawleigh Williams III at Mississippi State, 2016 (205)
Rushed for 150+ yards:	Devwah Whaley at Colorado State, 2018 (165)
Rushed for 125+ yards:	Rakeem Boyd at Kentucky, 2019 (134)
Rushed for 100+ yards:	Rakeem Boyd at Kentucky, 2019 (134)
Rushed for 100+ yards as a true freshman in his first career game:	Chase Hayden vs. Florida A&M, 2017 (120)
Rushed for 100+ yards (quarterback):	Matt Jones vs. Ole Miss, 2004 (126)
Rushed for 150+ yards in consecutive games:	Alex Collins at Texas Tech, 2015 (170) vs. Texas A&M, 2015 (151) at Tennessee, 2015 (154)
Rushed for 100+ yards in consecutive games:	Rakeem Boyd vs. Alabama, 2018 (102) vs. Ole Miss, 2018 (109)
Rushed for 5+ touchdowns:	Alex Collins vs. UT Martin, 2015 (5)
Rushed for 4+ touchdowns:	Rawleigh Williams III at Mississippi State, 2016 (4)
Rushed for 3+ touchdowns:	Rawleigh Williams III at Mississippi State, 2016 (4)
Rushed for 3+ touchdowns (quarterback):	Matt Jones vs. New Mexico State, 2003 (3)
Rushed for 2+ touchdowns:	Rakeem Boyd at Kentucky, 2019 (2)
Had three players rush for touchdowns:	Hammonds (1), Whaley (1), Cantrell (1) and Kelley (1) vs. Coastal Carolina, 2017
Had four players rush for touchdowns:	Hammonds (1), Whaley (1), Cantrell (1) and Kelley (1) vs. Coastal Carolina, 2017
Had a run of 80+ yards:	T.J. Hammonds vs. Coastal Carolina, 2017 (88)
Had a run of 70+ yards:	Rakeem Boyd at Kentucky, 2019 (74)
Had a run of 60+ yards:	Rakeem Boyd at Kentucky, 2019 (74)
Had a run of 50+ yards:	Rakeem Boyd at Kentucky, 2019 (74)
Had multiple players with a run of 50+ yards:	Rawleigh Williams III (72) & Devwah Whaley (50) at Mississippi State, 2016

PASSING

Passed for 500+ yards:	Tyler Wilson vs. Texas A&M, 2011 (510)
Passed for 450+ yards:	Tyler Wilson vs. Texas A&M, 2011 (510)
Passed for 400+ yards:	Austin Allen vs. Alabama, 2016 (400)
Passed for 350+ yards:	Nick Starkel vs. San Jose State, 2019 (356)
Passed for 300+ yards:	Nick Starkel vs. San Jose State, 2019 (356)
Passed for 250+ yards:	Nick Starkel vs. San Jose State, 2019 (356)
Passed for 200+ yards:	Nick Starkel vs. San Jose State, 2019 (356)
Attempted 50+ passes:	Nick Starkel vs. San Jose State, 2019 (50)
Attempted 45+ passes:	Nick Starkel vs. San Jose State, 2019 (50)
Attempted 35+ passes:	Nick Starkel vs. San Jose State, 2019 (50)
Attempted 30+ passes:	Nick Starkel vs. San Jose State, 2019 (50)
Completed 25+ passes:	Nick Starkel vs. San Jose State, 2019 (28)
Completed 20+ passes:	Nick Starkel vs. San Jose State, 2019 (28)
Threw 4+ touchdown passes:	Brandon Allen vs. Mississippi State, 2015 (7)
Threw 3+ touchdown passes:	Nick Starkel vs. San Jose State, 2019 (3)
Threw 2+ touchdown passes:	Nick Starkel vs. Colorado State, 2019 (3)
Threw 2+ touchdown passes in consecutive games:	Austin Allen vs. Texas A&M, 2017 (2) vs. New Mexico State, 2017 (3)
Threw 5+ interceptions:	Nick Starkel vs. San Jose State, 2019 (5)
Threw 4+ interceptions:	Nick Starkel vs. San Jose State, 2019 (5)
Threw 3+ interceptions:	Nick Starkel vs. San Jose State, 2019 (5)
Completed pass for 90+ yards:	Matt Jones at Tennessee, 2002 (92)
Completed pass for 80+ yards:	Tyler Wilson vs. Rutgers, 2012 (80)
Completed pass for 70+ yards:	Austin Allen vs. Texas State, 2016 (73)
Completed pass for 60+ yards:	Nick Starkel vs. San Jose State, 2019 (62)
Completed pass for 50+ yards:	Nick Starkel vs. San Jose State, 2019 (62)

RECEIVING

Caught 10+ passes:	Cobi Hamilton vs. LSU, 2012 (10)
Caught 9+ passes:	Drew Morgan at Ole Miss, 2015 (9)
Caught 8+ passes:	Cheyenne O'Grady vs. Texas A&M, 2019 (8)
Caught 7+ passes:	Cheyenne O'Grady vs. Texas A&M, 2019 (8)
Caught 10+ passes in consecutive games:	Cobi Hamilton vs. Tulsa, 2012 (11) vs. Ole Miss, 2012 (12)
Had 300+ yards receiving:	Cobi Hamilton vs. Rutgers, 2012 (303)
Had 200+ yards receiving:	Cobi Hamilton vs. Rutgers, 2012 (303)
Had 175+ yards receiving:	Cobi Hamilton vs. Tulsa, 2012 (177)
Had 150+ yards receiving:	Drew Morgan vs. Texas A&M, 2015 (155)
Had 100+ yards receiving:	Mike Woods vs. San Jose State, 2019 (115)
Had 100+ yards receiving in consecutive games:	Jordan Jones vs. Missouri, 2017 (122) vs. Eastern Illinois, 2018 (132)
Had 100+ yards receiving (tight end):	Hunter Henry vs. Mississippi State, 2015 (129)
Caught 3+ TD passes:	Jeremy Sprinkle vs. Mississippi State, 2015 (3)
Caught 2+ TD passes:	Cheyenne O'Grady vs. LSU, 2018 (2)
Caught 2+ TD passes (tight end):	Cheyenne O'Grady vs. LSU, 2018 (2)
2+ tight ends caught TD passes:	Hunter Henry (2) & Jeremy Sprinkle (3) vs. Mississippi State, 2015

TOTAL OFFENSE

Had 450+ yards total offense:	Tyler Wilson vs. Texas A&M, 2011 (481)
Had 400+ yards total offense:	Brandon Allen vs. Mississippi State, 2015 (411)
Had 350 yards+ total offense:	Nick Starkel vs. San Jose State, 2019 (364)
Had 300 yards+ total offense:	Nick Starkel vs. San Jose State, 2019 (364)
Had 100 yards both passing and rushing:	Matt Jones vs. Ole Miss, 2004 (Rushing - 126, Passing - 108)

SCORING

Accounted for 5+ touchdowns:	Rawleigh Williams III at Mississippi State, 2016 (5)
Accounted for 4+ touchdowns:	Ty Storey vs. Eastern Illinois, 2018 (4)
Accounted for 3+ touchdowns:	Nick Starkel vs. San Jose State, 2019 (3)
Scored 4+ touchdowns:	Rawleigh Williams III at Mississippi State, 2016 (5)
Scored 3+ touchdowns:	Rawleigh Williams III at Mississippi State, 2016 (5)
Scored 2+ touchdowns:	Rakeem Boyd at Kentucky, 2019 (2)
Multiple players score 2+ touchdowns:	Chase Hayden (2) and Jonathan Nance (2) vs. New Mexico State, 2017

DEFENSE

Intercepted 3+ passes:	Michael Grant vs. Louisiana-Monroe, 2006 (3)
Intercepted 2+ passes:	Dre Greenlaw vs. Texas A&M, 2018 (2)
Recovered 2+ fumbles:	Chevin Calloway vs. Eastern Illinois, 2018 (2)
Forced 2+ fumbles:	McTelvin Agim at Colorado State, 2018 (2)
Recorded 5+ sacks:	Wayne Martin vs. Ole Miss, 1988 (5.0)
Recorded 3+ sacks:	Chris Smith vs. Southern Miss, 2013 (3.0-22)
Recorded 2+ sacks:	Jamario Bell vs. Texas A&M, 2019 (2.0-11)
Recorded 5+ tackles for loss:	Jermaine Brooks vs. Auburn, 2001 (5-16)
Recorded 3+ tackles for loss:	McTelvin Agim vs. Tulsa, 2018 (3.5-18)
Recorded 20+ tackles:	Jerry Franklin at Mississippi State, 2010 (20)
Recorded 10+ tackles:	Joe Foucha, De'Jon Harris, Bumper Pool, 2019 (11,10,10)
Recorded 10+ tackles in back-to-back games:	Santos Ramirez vs. LSU (10) at Mississippi State (11)
Recorded 10+ tackles in three straight games:	De'Jon Harris vs. Texas A&M, 2018 (16) vs. Alabama, 2018 (11) vs. Ole Miss, 2018 (13)
Recorded 15+ tackles in back-to-back games:	Tony Bua vs. Kentucky, 2003 (15) vs. South Carolina, 2003 (19)
Recorded 15+ tackles twice in one season:	Brooks Ellis vs. Alabama, 2015 (15) vs. Mississippi State, 2015 (15)
Returned an interception for a touchdown:	Santos Ramirez vs. Florida, 2016
Returned a fumble for a touchdown:	De'Jon Harris (6) vs. Texas A&M, 2019

SPECIAL TEAMS

Scored 10+ points kicking:	Connor Limpert vs. Colorado State, 2019 (13)
Made 5+ field goals:	Kendall Trainor vs. Texas A&M, 1988 (5)
Made 4+ field goals:	Connor Limpert vs. Ole Miss, 2018 (4)
Made two field goals of 50+ yards:	Steve Little vs. Oklahoma State, 1976 (53 & 57)
Made one field goal of 50+ yards:	Connor Limpert vs. Colorado State, 2019 (54)
Kicked a punt of 70+ yards:	Sam Irwin-Hill vs. South Carolina, 2013 (79)
Kicked a punt of 60+ yards:	Reid Bauer vs. Ole Miss, 2018 (64)
Punted 10+ times:	Toby Baker at Auburn, 2016 (10)
Totaled 175+ kick return yards:	DeCori Birmingham vs. Alabama, 2002 (197)
Totaled 150+ kick return yards:	Dennis Johnson at Texas, 2008 (150)
Totaled 100+ kick return yards:	De'Von Warren at Coastal Carolina, 2017 (104)
Totaled 50+ punt return yards:	D.J. Dean vs. Nicholls, 2014 (94)

GAME 7: AUBURN

THE LAST TIME AN OPPONENT ...

RUSHING

Had 500+ yards rushing:	at Auburn, 2016 (543)
Had 400+ yards rushing:	at Auburn, 2016 (543)
Had 300+ yards rushing:	at Kentucky, 2019 (330)
Had 200+ yards rushing:	at Kentucky, 2019 (330)
Had 70+ rushing attempts:	at Mississippi State, 2010 (70)
Had 60+ rushing attempts:	Missouri, 2017 (60)
Had 50+ rushing attempts:	at Kentucky, 2019 (54)
Had 7+ rushing TDs:	at Auburn, 2016 (7)
Had 6+ rushing TDs:	at Auburn, 2016 (7)
Had 5+ rushing TDs:	Auburn, 2017 (5)
Had 4+ rushing TDs:	Vanderbilt, 2018 (4)

PASSING

Had 500+ yards passing:	Mississippi State, 2015 (508)
Had 400+ yards passing:	San Jose State, 2019 (402)
Had 300+ yards passing:	San Jose State, 2019 (402)
Had 200+ yards passing:	Texas A&M, 2019 (251)
Had 60+ pass attempts:	Louisiana-Monroe, 2012 (68)
Had 50+ pass attempts:	at Colorado State, 2018 (50)
Had 40+ pass attempts:	San Jose State, 2019 (49)
Had 30+ pass attempts:	Texas A&M, 2019 (35)
Had 40+ pass completions:	Louisiana-Monroe, 2012 (42)
Had 30+ pass completions:	San Jose State, 2019 (32)
Had 25+ pass completions:	San Jose State, 2019 (32)
Had 20+ pass completions:	Texas A&M, 2019 (23)
Had 5+ passing TDs:	at Mississippi State, 2018 (5)
Had 4+ passing TDs:	at Mississippi State, 2018 (5)
Had 3+ passing TDs:	at Mississippi State, 2018 (5)

RECEIVING

Had two players with 100-yards receiving in a game:	Alabama, 2018 (Jerry Jeudy, 135 - Irv Smith Jr., 123)
Had 4+ players catch 5+ passes:	at TCU, 2016 (Kyle Hicks - 8, K. Turpin - 7, Ty Slanina - 7 & Desmond White - 5)
Had 3+ players catch 5+ passes:	Missouri, 2017 (J'Mon Moore - 10, Al Okwuegbunam - 5, Nate Brown - 5)
Had 10+ players catch a pass:	UT Martin, 2015 (10)
Had 8+ players catch a pass:	San Jose State, 2019 (9)

TOTAL OFFENSE

Had 700+ yards total offense:	at Southern California, 2005 (736)
Had 650+ yards total offense:	Missouri, 2017 (696)
Had 600+ yards total offense:	Ole Miss, 2018 (611)
Had 550+ yards total offense:	Ole Miss, 2018 (611)
Had 500+ yards total offense:	San Jose State, 2019 (503)
Had 400+ yards total offense:	at Kentucky, 2019 (418)
Had 100+ plays total offense:	Missouri, 2017 (102)
Had 90+ plays total offense:	Missouri, 2017 (102)
Had 80+ plays total offense:	Eastern Illinois, 2018 (81)
Had 75+ plays total offense:	vs. North Texas, 2018 (75)

SCORING

Scored 70+ points:	at Southern California, 2005 (70)
Scored 60+ points:	Alabama, 2018 (65)
Scored 50+ points:	at Mississippi State, 2018 (52)
Scored 40+ points:	at Mississippi State, 2018 (52)
Scored 30+ points:	Texas A&M, 2019 (31)
Scored a two-point conversion rushing:	at LSU, 2007
Scored a two-point conversion passing:	at Colorado State, 2018
Failed on a two-point conversion attempt:	vs. Texas A&M, 2017

TURNOVERS

Had 5+ fumbles:	Eastern Illinois, 2018 (6, lost 5)
Had 4+ fumbles lost:	Eastern Illinois, 2018 (5)
Had 3+ fumbles lost:	Eastern Illinois, 2018 (5)
Committed 5+ turnovers:	Eastern Illinois, 2018 (5)
Did not commit a turnover:	Vanderbilt, 2018
Intercepted 8+ Arkansas passes:	at SMU, 1951 (8)
Intercepted 7+ Arkansas passes:	at SMU, 1951 (8)
Intercepted 6+ Arkansas passes:	North Texas, 2018 (6)
Intercepted 5+ Arkansas passes:	San Jose State, 2019 (5)
Intercepted 4+ Arkansas passes:	San Jose State, 2019 (5)
Intercepted 3+ Arkansas passes:	San Jose State, 2019 (5)
Returned an interception for a touchdown:	Alabama, 2018
Returned a fumble for a touchdown:	at Missouri, 2018

DEFENSE

Held Arkansas to 10 or fewer first downs:	at Alabama, 2015 (10)
Recorded 9+ sacks:	Oklahoma, 2001 (9.0-55)
Recorded 8+ sacks:	Oklahoma, 2001 (9.0-55)
Recorded 7+ sacks:	Alabama, 2016 (7.0-53)
Recorded 6+ sacks:	vs. Auburn, 2017 (6.0-34)
Scored a safety:	at Auburn, 2008
Held Arkansas to 50 or fewer yards rushing:	LSU, 2018 (16)
Held Arkansas to 25 or fewer yards rushing:	LSU, 2018 (16)
Held Arkansas to 100 or fewer yards passing:	at Texas Tech, 2014 (61)
Held Arkansas to 50 or fewer yards passing:	South Carolina, 2013 (30)
Held Arkansas to 300 or less yards total offense:	at Missouri, 2018 (187)
Held Arkansas to 200 or less yards total offense:	at Missouri, 2018 (187)
Held Arkansas to 100 or fewer yards both rushing & passing:	Alabama, 2012 (Rush - 58, Pass - 79)

SPECIAL TEAMS

Returned a punt for a TD:	North Texas, 2018
Returned a kickoff for a TD:	vs. Texas A&M, 2018
Punted 10+ times:	Chattanooga, 2007 (12)
Punted 10+ times in consecutive games:	North Texas, 2007 (10)
Did not punt:	Chattanooga, 2007 (12)
Missed a kicking PAT:	Alabama, 2018
Missed two kicking PATs:	Eastern Illinois, 2018
Blocked a field goal:	at LSU, 2017
Blocked a punt:	Kansas State, 2015
	at Auburn, 2018

MISCELLANEOUS

Had 30+ first downs:	Ole Miss, 2018 (32)
Had 10+ penalties:	Portland State, 2019 (10)
Had 100+ yards in penalties:	North Texas, 2018 (102)
Had 35+ minutes of possession time:	at Kentucky, 2019 (35:05)
Had two 100-yard rushers and one 100-yard receiver:	Texas A&M, 2017 (Kellen Mond - 109 rushing, Keith Ford - 102 rushing & Christian Kirk - 110 receiving)
Had one 100-yard rusher and one 100-yard receiver:	at Ole Miss, 2019 (Scottie Phillips - 143 rushing & Elijah Moore - 130 receiving)
Had one 100-yard rusher and two 100-yard receivers:	Alabama, 2018 (Damien Harris - 111 rushing, Jerry Jeudy - 135 receiving & Irv Smith Jr. - 123 receiving)

LAST TIME AN INDIVIDUAL OPPONENT . . .

INDIVIDUAL RUSHING

Rushed 40+ times: Travis Stephens (41), Tennessee (2001)
 Rushed 35+ times: Ish Witter (39), Missouri (2017)
 Rushed 30+ times: Ish Witter (39), Missouri (2017)
 Rushed for 200+ yards: Derrius Guice (252), LSU (2016)
 Rushed for 175+ yards: Lynn Bowden (196), at Kentucky (2019)
 Rushed for 150+ yards: Lynn Bowden (196), at Kentucky (2019)
 Rushed for 125+ yards: Lynn Bowden (196), at Kentucky (2019)
 Rushed for 100+ yards: Lynn Bowden (196), at Kentucky (2019)
 Rushed for 4+ touchdowns: Nick Fitzgerald (4), Mississippi State (2016)
 Rushed for 3+ touchdowns: Ke'Shawn Vaughn (3), Vanderbilt (2018)
 Had a run of 80+ yards: Johnathon Johnson (82), Missouri (2016)
 Had a run of 70+ yards: Marvin Kinsey (75), Colorado State (2019)
 Had a run of 60+ yards: Marvin Kinsey (75), Colorado State (2019)
 Had a run of 50+ yards: Lynn Bowden (51), at Kentucky (2019)

INDIVIDUAL PASSING

Passed for 500+ yards: Dak Prescott (508), Mississippi State (2015)
 Passed for 450+ yards: Dak Prescott (508), Mississippi State (2015)
 Passed for 400+ yards: Josh Love (402), San Jose State (2019)
 Passed for 300+ yards: Josh Love (402), San Jose State (2019)
 Attempted 60+ passes: Kolton Browning (67), Louisiana-Monroe (2012)
 Attempted 50+ passes: Kenny Hill (56), TCU (2016)
 Attempted 40+ passes: Josh Love (49), San Jose State (2019)
 Completed 40+ passes: Kolton Browning (42), Louisiana-Monroe (2012)
 Completed 30+ passes: Josh Love (32), San Jose State (2019)
 Completed 20+ passes: Kellen Mond (23), Texas A&M (2019)
 Threw 5+ touchdown passes: Drew Lock (5), Missouri (2017)
 Threw 4+ touchdown passes: Nick Fitzgerald (4), at Mississippi State (2018)
 Threw 3+ touchdown passes: Kellen Mond (3), Texas A&M (2019)
 Completed a pass for 90+ yards: Trevor Knight (92), Texas A&M (2016)
 Completed a pass for 80+ yards: Kellen Mond (81), Texas A&M (2017)
 Completed a pass for 70+ yards: Patrick O'Brien (75), Colorado State (2019)
 Completed a pass for 60+ yards: Patrick O'Brien (75), Colorado State (2019)

INDIVIDUAL RECEIVING

Caught 15+ passes: Willie Goshu (17), Auburn (1995)
 Caught 10+ passes: Tre Walker (12), San Jose State (2019)
 Caught 7+ passes: Jhamon Ausbon (7), Quartney Davis (7), Texas A&M (2019)
 Had 200+ yards receiving: Jamayel Smith (208), Mississippi State (2007)
 Had 150+ yards receiving: Tre Walker (161), San Jose State (2019)
 Had 100+ yards receiving: Tre Walker (161), San Jose State (2019)
 Caught 3+ TD passes: A. Hollins (3), Eastern Illinois (2018)
 Caught 2+ TD passes: Quartney Davis (2), Texas A&M (2019)

INDIVIDUAL TOTAL OFFENSE

Had 400+ yards total offense: Jordan Ta'amu (528; Pass - 387, Rush - 141), Ole Miss (2018)
 Had 300+ yards total offense: Josh Love (393; Pass - 402, Rush - (-9)), San Jose State (2019)
 Had 100 yards both passing and rushing: Jordan Ta'amu (528; Pass - 387, Rush - 141), Ole Miss (2018)

INDIVIDUAL SCORING

Accounted for 6+ touchdowns: Nick Fitzgerald (Mississippi State), 2016 (6)
 Accounted for 5+ touchdowns: Nick Fitzgerald (Mississippi State), 2018 (5)
 Accounted for 4+ touchdowns: Nick Fitzgerald (Mississippi State), 2018 (5)
 Scored 4+ touchdowns: Peyton Barber (Auburn), 2015 (4)
 Scored 3+ touchdowns: Derrius Guice (3), LSU (2017)

INDIVIDUAL DEFENSE

Intercepted 3+ passes: Minkah Fitzpatrick (3), Alabama (2016)
 Intercepted 2+ passes: Bobby Brown II (2), San Jose State (2019)
 Recorded 3+ sacks: Jordan Elliott (3.0), at Missouri (2018)
 Recorded 2+ sacks: Jordan Elliott (3.0), at Missouri (2018)

SPECIAL TEAMS

Kicked 5+ field goals: Dan Nystrom (5-5), Minnesota (2002)
 Kicked four field goals: Wyatt Bryan (4-4), at Colorado State (2018)
 Returned a punt for a TD: Keegan Brewer, North Texas (2018)
 Returned a kick for a TD: Jashaun Corbin, vs. Texas A&M (2018)

GAME 7: AUBURN

ARKANSAS BIG PLAYS FROM SCRIMMAGE

Opponent	Rushing					Passing			
	10-19	20-29	30-39	40-49	50+	20-29	30-39	40-49	50+
Portland State	6	1	0	0	0	2	1	0	0
at Ole Miss	4	0	0	0	0	3	1	2	0
Colorado State	2	2	0	0	1	3	1	0	1
San Jose State	4	0	0	0	0	1	1	1	1
vs. Texas A&M	4	1	0	0	0	3	1	0	0
at Kentucky	2	1	0	0	1	1	0	0	0
Auburn									
at Alabama									
Mississippi State									
WKU									
at LSU									
Missouri									
TOTAL	22	5	0	0	2	13	5	3	2

OPPONENT BIG PLAYS FROM SCRIMMAGE

Opponent	Rushing					Passing			
	10-19	20-29	30-39	40-49	50+	20-29	30-39	40-49	50+
Portland State	2	2	0	0	0	0	1	0	0
at Ole Miss	3	4	0	0	0	4	0	1	0
Colorado State	1	0	0	0	1	1	1	0	1
San Jose State	4	1	0	0	0	3	1	0	1
vs. Texas A&M	5	0	0	0	0	1	1	0	0
at Kentucky	6	5	0	0	1	0	1	0	0
Auburn									
at Alabama									
Mississippi State									
WKU									
at LSU									
Missouri									
TOTAL	21	12	0	0	2	9	6	1	2

FIRST DOWN GAME LOG

Arkansas					Opponents				
Opponent	Rush	Pass	Penalty	Total	Opponent	Rush	Pass	Penalty	Total
Portland State	12	11	3	26	Portland State	5	7	4	16
at Ole Miss	5	12	1	18	at Ole Miss	11	10	2	23
Colorado State	8	13	2	23	Colorado State	10	6	2	18
San Jose State	7	16	3	26	San Jose State	5	19	3	27
vs. Texas A&M	5	18	3	26	vs. Texas A&M	8	14	2	24
at Kentucky	6	7	3	16	at Kentucky	15	5	1	21
Auburn					Auburn				
at Alabama					at Alabama				
Mississippi State					Mississippi State				
WKU					WKU				
at LSU					at LSU				
Missouri					Missouri				
TOTAL	43	77	15	135	TOTAL	54	61	14	129

TURNOVER CHART

Opponent	Fumbles	Takeaways			Pts Off	Fumbles	Giveaways			Margin
		Interceptions	Total				Interceptions	Total	Points Off	
Portland State	0	3	3	0	0	0	1	1	0	+2
at Ole Miss	2	0	2	0	0	1	0	1	0	+1
Colorado State	2	0	2	10	1	0	1	7	7	+1
San Jose State	0	1	1	0	0	5	5	7	7	-4
vs. Texas A&M	1	1	2	7	0	1	1	0	0	+1
at Kentucky	1	0	1	3	0	0	0	0	0	+1
Auburn										
at Alabama										
Mississippi State										
WKU										
at LSU										
Missouri										
TOTAL	6	5	11	20	2	7	9	14	14	+2

GAME 7: AUBURN

DRIVE SUPERLATIVES

Longest Drive

By No. of Plays	Arkansas 14 (56 yards, 5:57) vs. San Jose State, Downs
By No. of Yards	84 (8 plays, 2:37) vs. Texas A&M, TD
By Time of Possession	5:57 (14 plays, 56 yards) vs. San Jose State, Downs

Shortest Drive

By No. of Plays	Arkansas 15x (-1 yards, 0:08) vs. Texas A&M, End of Half
By No. of Yards	-9 (3 plays, 0:26) at Kentucky, Punt
By Time of Possession	0:04 (1 play, -1 yards) vs. Colorado State, End of Half

Opponents

15 (72 yards, 7:22) vs. Colorado State, FG
85 (13 plays, 4:35) at Ole Miss, TD
7:22 (15 plays, 72 yards) vs. Colorado State, FG

Opponents

13x (-1 yards, 0:31) vs. Texas A&M, End of Game
-18 (3 plays, 2:51) vs. Colorado State, Punt
0:06 (1 play, -12 yards) vs. Texas A&M, FUM

Scoring Drive Breakdown

Yardage	ARKANSAS		OPPONENT	
	TD	FG	TD	FG
No drive	3	-	-	-
Neg. Yards	-	-	-	-
0-9	-	-	-	-
10-19	-	-	-	-
20-29	1	3	1	-
30-39	-	2	1	1
40-49	1	2	2	5
50-59	-	2	-	1
60-69	3	1	2	-
70-79	6	-	13	1
80-89	5	-	1	-
90-99	-	-	-	-
TOTALS	19	10	20	8

Game-Opening Drives

OPP	ARKANSAS			OPPONENTS		
	PTS	ISTS	YDS	PTS	ISTS	YDS
Portland St.	3	3	54	3	1	42
at Ole Miss	0	0	3	0	0	7
Colorado St.	7	3	75	7	1	75
San Jose St.	0	0	5	7	3	75
vs. Texas A&M	0	3	41	0	2	22
at Kentucky	7	1	75	0	2	35
Auburn						
at Alabama						
Mississippi St.						
WKU						
at LSU						
Missouri						
TOTALS	17	10	253	17	9	156

Second Half-Opening Drives

OPP	ARKANSAS			OPPONENTS		
	PTS	ISTS	YDS	PTS	ISTS	YDS
Portland St.	0	1	20	0	2	9
at Ole Miss	0	0	9	0	1	29
Colorado St.	7	4	75	3	5	72
San Jose St.	0	2	44	0	2	37
vs. Texas A&M	7	4	84	0	0	1
at Kentucky	0	0	6	3	3	45
Auburn						
at Alabama						
Mississippi St.						
WKU						
at LSU						
Missouri						
TOTALS	14	11	238	6	13	192

Three & Out Drives

	ARKANSAS		OPPONENT	
	THREE-&OUTS/DRIVES	PERCENTAGE	THREE-&OUTS/DRIVES	PERCENTAGE
Portland State	1/12	(8.3%)	2/11	(18.2%)
at Ole Miss	3/12	(25.0%)	2/14	(14.3%)
Colorado State	3/15	(20.0%)	6/15	(40.0%)
San Jose State	3/14	(21.4%)	2/15	(13.3%)
vs. Texas A&M	2/11	(18.2%)	3/12	(25.0%)
at Kentucky	2/10	(20.0%)	2/10	(20.0%)
Auburn				
at Alabama				
Mississippi State				
WKU				
at LSU				
Missouri				
TOTALS	14/74	(18.9%)	17/77	(22.1%)

ARKANSAS DRIVE CHARTS

Portland State

Qtr.	Time	Start	PI-Yds	TOP	Result
1st	13:09	AR30	9-24	3:29	*FIELD GOAL
1st	07:31	AR36	10-64	4:15	*TOUCHDOWN
2nd	14:07	AR27	3-2	1:38	punt
2nd	09:10	AR20	10-40	5:33	punt
2nd	02:46	PS18	3-4	1:23	interception
2nd	00:34	AR35	4-49	0:34	end of half
3rd	15:00	AR35	5-20	2:06	punt
3rd	08:38	AR44	4-19	1:13	punt
3rd	07:17	AR33	12-67	4:57	*TOUCHDOWN
3rd	00:53	AR29	12-63	5:09	*FIELD GOAL
4th	04:14	AR25	6-40	3:10	punt
4th	00:11	PS38	1-(-2)	0:11	end of half

at Ole Miss

Qtr.	Time	Start	PI-Yds	TOP	Result
1st	14:21	AR31	3-3	1:05	punt
1st	08:34	AR19	8-33	3:48	punt
1st	02:08	AR38	6-12	3:06	punt
2nd	11:30	AR45	7-36	3:11	*FIELD GOAL
2nd	06:34	AR09	3-0	1:04	punt
2nd	02:18	AR27	7-48	1:28	missed fg
3rd	14:56	AR12	3-9	2:38	punt
3rd	09:31	RA27	9-44	3:58	downs
3rd	02:33	AR17	5-41	1:44	fumble
4th	11:09	AR25	6-10	2:01	punt
4th	05:58	AR41	5-39	1:00	downs
4th	03:27	AR19	7-81	2:06	*TOUCHDOWN

OPPONENT DRIVE CHARTS

Portland State

Qtr.	Time	Start	PI-Yds	TOP	Result
1st	15:00	PS25	6-42	1:51	*FIELD GOAL
1st	09:40	PS25	3-(-2)	2:09	punt
1st	03:16	PS25	11-45	4:09	*FIELD GOAL
2nd	12:29	PS35	6-24	3:19	punt
2nd	03:37	PS20	3-(-2)	0:51	interception
2nd	01:23	PS22	4-15	0:49	punt
3rd	12:54	PS12	8-9	4:16	punt
3rd	07:25	PS20	1-0	0:08	interception
3rd	02:20	PS25	3-8	1:27	punt
4th	10:44	PS25	14-75	6:30	*TOUCHDOWN
4th	01:04	PS03	4-26	0:53	interception

at Ole Miss

Qtr.	Time	Start	PI-Yds	TOP	Result
1st	15:00	OM25	3-7	0:39	punt
1st	13:16	OM15	13-85	4:35	*TOUCHDOWN
1st	04:46	OM24	7-38	2:38	downs
2nd	14:02	OM15	6-23	2:32	punt
2nd	08:19	OM25	5-17	1:45	punt
2nd	05:30	AR47	7-31	3:06	*FIELD GOAL
2nd	00:50	OM25	2-9	0:50	half
3rd	12:18	OM44	7-29	2:47	fumble
3rd	05:33	OM29	8-71	2:59	*TOUCHDOWN
3rd	00:49	OM42	5-27	2:18	fumble
4th	13:26	OM26	5-74	2:17	*TOUCHDOWN
4th	09:08	OM34	5-66	3:05	*TOUCHDOWN
4th	04:58	OM20	3-9	1:31	punt
4th	01:21	AR44	2-(-3)	1:21	half

GAME 7: AUBURN

AP POLL

As of Oct. 13, 2019

Rank	Team	Record	Points	Previous
1	Alabama (30)	6-0	1503	-
2	LSU (12)	6-0	1449	5
3	Clemson (11)	6-0	1427	2
4	Ohio State (9)	6-0	1404	3
5	Oklahoma	6-0	1333	6
6	Wisconsin	6-0	1245	8
7	Penn State	6-0	1129	10
8	Notre Dame	5-1	1042	9
9	Florida	6-1	1041	7
10	Georgia	5-1	995	3
11	Auburn	5-1	985	12
12	Oregon	5-1	906	13
13	Utah	5-1	729	15
14	Boise State	6-0	716	-
15	Texas	4-2	672	11
16	Michigan	5-1	648	-
17	Arizona State	5-1	524	18
18	Baylor	6-0	470	22
19	SMU	6-0	398	21
20	Minnesota	6-0	330	NR
21	Cincinnati	5-1	308	25
22	Missouri	5-1	233	NR
23	Iowa	4-2	210	17
24	Appalachian State	5-0	148	NR
25	Washington	5-2	107	NR

Others receiving votes: Tulane 55, Iowa State 36, Temple 31, Wake Forest 25, California 20, Virginia 8, Memphis 6, USC 4, South Carolina 4, Texas A&M 3, UCF 3, San Diego State 2, Louisiana Tech 1

Dropped from rankings: Wake Forest 19, Virginia 20, Memphis 23, Texas A&M 24

AMWAY COACHES POLL

As of Oct. 13, 2019

Rank	Team	Record	Points	Previous
1	Alabama (44)	6-0	1601	-
2	Clemson (14)	6-0	1536	-
3	LSU (3)	6-0	1455	6
4	Ohio State (4)	6-0	1454	-
5	Oklahoma	6-0	1414	-
6	Wisconsin	6-0	1297	8
7	Penn State	6-0	1182	9
8	Notre Dame	5-1	1107	10
9	Florida	6-1	1057	7
10	Georgia	5-1	1049	3
11	Auburn	5-1	998	12
12	Oregon	5-1	955	13
13	Boise State	6-0	795	14
14	Utah	5-1	768	15
15	Texas	4-2	695	11
16	Michigan	5-1	674	-
17	Arizona State	5-1	504	24
18	Baylor	6-0	501	23
19	SMU	6-0	421	22
20	Minnesota	6-0	419	25
21	Cincinnati	5-1	298	NR
22	Iowa	4-2	230	18
23	Washington	5-2	149	NR
24	Appalachian State	5-0	140	NR
25	Temple	5-1	88	NR

Others receiving votes: Wake Forest 87, Tulane 76, Virginia 35, Memphis 30, California 21, Iowa State 19, San Diego State 18, Navy 17, Texas A&M 14, Louisiana Tech 6, Duke 5, UCF 4, Pittsburgh 3, South Carolina 3

Dropped from rankings: Wake Forest 17, Virginia 19, Memphis 20, Texas A&M 21

ARKANSAS DRIVE CHARTS

Colorado State

Qtr.	Time	Start	Pl-Yds	TOP	Result
1st	14:42	AR25	5-75	1:42	*TOUCHDOWN
1st	11:28	AR18	11-82	3:34	*TOUCHDOWN
1st	06:19	AR25	2-75	0:20	*TOUCHDOWN
1st	03:27	AR36	6-28	2:25	*FIELD GOAL
2nd	14:54	CS38	9-34	3:13	*FIELD GOAL
2nd	09:55	AR34	2-6	0:29	fumble
2nd	07:31	AR30	3-4	1:20	punt
2nd	04:41	AR30	5-14	2:00	punt
2nd	00:04	AR25	1-(-1)	0:04	end of half
3rd	15:00	AR25	8-75	1:53	*TOUCHDOWN
3rd	05:45	AR25	3-6	1:35	punt
3rd	02:26	AR25	3-5	1:56	punt
4th	11:35	AR32	9-68	2:43	*TOUCHDOWN
4th	07:42	AR26	4-74	2:10	*TOUCHDOWN
4th	00:40	AR39	1-(-2)	0:40	end of game

San Jose State

Qtr.	Time	Start	Pl-Yds	TOP	Result
1st	12:44	AR36	3-5	1:16	punt
1st	10:14	AR34	10-60	3:25	downs
1st	02:25	AR28	4-72	1:18	*TOUCHDOWN
1st	00:32	AR34	3-11	0:47	interception
2nd	14:18	AR21	14-56	5:57	downs
2nd	06:09	AR26	3-4	1:15	punt
2nd	01:06	AR25	6-30	0:57	interception
3rd	15:00	AR25	7-44	2:17	interception
3rd	10:45	AR50	7-42	2:19	interception
3rd	07:01	AR45	6-26	2:00	*FIELD GOAL
3rd	01:19	AR20	9-80	3:09	*TOUCHDOWN
4th	10:31	AR20	3-7	1:22	punt
4th	05:51	AR20	7-80	2:55	*TOUCHDOWN
4th	01:13	AR27	1-0	0:09	interception

OPPONENT DRIVE CHARTS

Colorado State

Qtr.	Time	Start	Pl-Yds	TOP	Result
1st	15:00	CS25	2-75	0:18	*TOUCHDOWN
1st	13:00	CS25	3-8	1:32	punt
1st	07:54	CS19	3-5	1:35	punt
1st	05:59	CS25	5-75	2:32	*TOUCHDOWN
1st	01:02	CS25	3-13	1:08	fumble
2nd	11:41	CS25	3-(-6)	1:46	punt
2nd	09:26	AR40	5-40	1:55	*FIELD GOAL
2nd	06:11	CS25	3-7	1:30	punt
2nd	02:41	CS20	10-52	2:37	*FIELD GOAL
3rd	13:07	CS25	15-72	7:22	*FIELD GOAL
3rd	04:10	CS28	3-72	1:44	*TOUCHDOWN
3rd	00:30	CS32	8-36	3:55	missed fg
4th	08:52	CS25	3-4	1:10	punt
4th	05:32	CS25	5-0	2:01	fumble
4th	03:31	CS32	3-(-18)	2:51	punt

San Jose State

Qtr.	Time	Start	Pl-Yds	TOP	Result
1st	15:00	SJ25	7-75	2:16	*TOUCHDOWN
1st	11:28	SJ15	3-7	1:14	punt
1st	06:49	SJ25	9-66	4:24	missed fg
1st	01:07	SJ15	2-2	0:35	interception
2nd	14:45	SJ25	2-28	0:27	*TOUCHDOWN
2nd	08:21	SJ15	7-47	2:12	*FIELD GOAL
2nd	04:54	SJ25	9-79	3:48	*TOUCHDOWN
2nd	00:09	SJ15	2-4	0:09	end of half
3rd	12:43	SJ25	7-37	1:58	downs
3rd	08:26	SJ15	3-(-3)	1:25	punt
3rd	05:01	SJ25	6-35	3:42	punt
4th	13:10	SJ15	6-29	2:39	punt
4th	09:09	SJ25	5-22	3:18	punt
4th	02:56	SJ15	5-75	1:43	*TOUCHDOWN
4th	01:04	SJ30	2-(-3)	1:04	end of game

GAME 7: AUBURN

ARKANSAS DRIVE CHARTS

vs. Texas A&M

Qtr.	Time	Start	Pl-Yds	TOP	Result
1st	15:00	AR25	7-41	2:43	missed fg
1st	09:51	AR14	6-19	3:04	punt
1st	02:56	AR25	10-47	3:41	*FIELD GOAL
2nd	09:48	AR25	10-72	4:12	interception
2nd	03:16	TAMU41	4-41	1:21	*TOUCHDOWN
2nd	00:08	AR25	1-(-1)	0:08	end of half
3rd	13:11	AR16	8-84	2:37	*TOUCHDOWN
3rd	08:55	AR08	3-3	0:49	punt
3rd	03:43	AR12	3-(-10)	1:52	punt
4th	12:21	AR25	11-53	3:35	*FIELD GOAL
4th	03:52	AR25	12-56	3:21	downs

at Kentucky

Qtr.	Time	Start	Pl-Yds	TOP	Result
1st	15:00	AR25	2-75	0:42	*TOUCHDOWN
1st	08:57	AR06	11-44	4:39	punt
1st	01:47	UK32	8-22	1:50	*FIELD GOAL
2nd	09:46	AR29	10-45	3:58	*FIELD GOAL
2nd	00:50	AR23	2-8	0:50	end of half
3rd	09:02	AR25	3-6	1:29	punt
3rd	05:32	AR13	3-(-9)	0:26	punt
3rd	01:50	AR25	6-25	3:37	punt
4th	11:27	UK29	3-29	0:52	*TOUCHDOWN
4th	06:49	AR18	11-60	4:17	downs

OPPONENT DRIVE CHARTS

vs. Texas A&M

Qtr.	Time	Start	Pl-Yds	TOP	Result
1st	12:17	TAMU34	5-22	2:26	punt
1st	06:47	TAMU37	7-63	3:51	*TOUCHDOWN
2nd	14:15	TAMU25	11-75	4:27	*TOUCHDOWN
2nd	05:36	TAMU18	1-(-12)	0:06	fumble
2nd	05:30	TAMU25	3-(-7)	2:14	punt
2nd	01:55	TAMU25	11-75	1:47	*TOUCHDOWN
3rd	15:00	TAMU32	3-1	1:49	punt
3rd	10:34	TAMU25	3-8	1:39	punt
3rd	08:06	TAMU44	8-42	4:23	interception
3rd	01:51	AR34	7-34	4:30	*TOUCHDOWN
4th	08:46	TAMU25	11-43	4:54	*FIELD GOAL
4th	00:31	TAMU19	1-(-1)	0:31	end of game

at Kentucky

Qtr.	Time	Start	Pl-Yds	TOP	Result
1st	14:13	UK32	8-25	5:16	punt
1st	04:18	UK15	5-18	2:31	fumble
2nd	14:57	UK25	9-46	5:11	missed fg
2nd	05:48	UK25	10-75	4:53	*TOUCHDOWN
3rd	14:54	UK23	13-45	5:52	*FIELD GOAL
3rd	07:33	UK37	3-8	2:01	punt
3rd	05:06	UK48	6-48	3:16	*TOUCHDOWN
4th	13:13	UK02	3-0	1:46	punt
4th	10:35	UK25	6-75	3:42	*TOUCHDOWN
4th	02:32	UK22	5-68	2:32	end of game



Through a collaboration with J.B. Hunt Transport Services, Inc., the new grass featuring Tahoma 31 was transported from Winstead Turf Farms in Arlington, Tenn., beginning installation on August 5. The installation of the playing surface takes DWRRS to natural grass for the first time since 2009 & to its original playing surface beginning in 1938. The Tahoma 31 derives its name from the Native American word, Tahoma, meaning frozen water. In test after test, Tahoma 31 shows its exceptional winter hardiness, tested up to 75 percent more cold tolerant than other bermuda grass varieties. With the additional characteristics of both improved wear tolerance and drought resistance, Tahoma 31 is ideal for sports turf, golf courses and high-quality lawns in the Mid-Atlantic & Transition Zone. The approximately 1800-pound rolls of Matrix turf feature an interwoven mesh support layer that provides strength and stability to the sod without compromise to drainage. The game lines seen on the field were painted robotically. New to DWRRS for the first time in program history will be the introduction of painted-red endzones on the natural grass. The north end zone features the "Arkansas" wordmark, while the south end zone brandishes the "Razorbacks" across its borders.



Eight players on the 2019 Arkansas roster are wearing the SEC Graduate Patch this season having already earned their undergraduate degree: DL McTelvin Agim, TE Chase Harrell, LB De'Jon Harris, QB Ben Hicks, OL Colton Jackson, LB Grant Morgan, DL TJ Smith and QB Nick Starkel. The special patch on their jersey highlights their academic achievement. The patch features a red and white SEC logo with a "stole" wrapping underneath it emblazoned with the all-important word, "Graduate."

When the Razorbacks take the field this season, they'll be sporting a new look that gives a nod back to a special era of Arkansas football. Back in July, the Razorback Football Twitter account posted photos of the "throwback" uniforms the team will wear this season as a call-back to an era of one of its greatest players in school history, Darren McFadden. With the word "ARKANSAS" emblazoned across the front of the jerseys and the two solid red stripes that will run down both sides of the pants, the Razorbacks will be donning a look that dates back to 2006 and 2007, McFadden's final two years as a Hog. In 2006, Arkansas logged its first 10-win season since 1989 and earned a berth in the Capital One Bowl. McFadden, just a sophomore, ran for more than 1,600 yards and totaled 14 touchdowns while winning the Doak Walker Award and finishing as the runner-up in the Heisman Trophy voting. In 2007, McFadden had an even better season, totaling more than 1,800 yards and 16 touchdowns. He was a consensus All-American for the second-consecutive year and, once again, won the Doak Walker Award, finished second in the Heisman voting and also added a Walter Camp Player of the Year Award to his trophy case.



GAME 7: AUBURN

ALPHABETICAL ROSTER

No.	Name	Pos.
68	Kirby Adcock	OL
3	McTelvin Agim	DL
44	Jermarcus Arnold	RB
84	Peyton Ausley	WR
28	Reid Bauer	P
86	Jamario Bell	DL
35	Matt Berry	DB
24	LaDarrius Bishop	DB
15	Simeon Blair	DB
9	Greg Brooks Jr.	DB
5	Rakeem Boyd	RB
34	Martaveous Brown	DB
21	Montaric Brown	DB
16	Treyton Burks	WR
23	Devin Bush	CB
54	Austin Capps	OL
91	Taurean Carter	DL
1	Jalen Catalon	DB
6	Kendall Catalon	WR
16	Malik Chavis	DB
17	Hudson Clark	DB
66	Ty Clary	OL
13	Collin Clay	DL
57	Shane Clenin	OL
76	Myron Cunningham	OL
2	Kamren Curl	DB
20	Jordon Curtis	DB
22	Deon Edwards	LB
7	Joe Foucha	DB
48	Nicholas Fulwider	DL
38	Karch Gardiner	WR
73	Noah Gatlin	OL
5	Dorian Gerald	DL
50	Eric Gregory	DL
89	Grayson Gunter	TE
92	Elias Hale	DL
41	T.J. Hammonds	RB
59	Morgan Hanna	DL
14	Chase Harrell	TE
8	De'Jon Harris	LB
2	Chase Hayden	RB
27	Hayden Henry	LB
82	Hudson Henry	TE
38	Chad Hesson	RB
6	Ben Hicks	QB
58	Griffin Hunt	DL
11	Daulton Hyatt	WR
74	Colton Jackson	OL
3	Koilan Jackson	WR
99	Enoch Jackson Jr.	DL
15	T.Q. Jackson	WR
13	K.J. Jefferson	QB
47	Cedric Johnson	LB
32	Hayden Johnson	TE
9	John Stephen Jones	QB
10	Jordan Jones	WR
70	Luke Jones	OL
67	Logan Kallesen	OL
87	Blake Kern	TE
7	Trey Knox	WR
62	Brady Latham	OL
55	Beaux Limmer	OL
19	Connor Limpert	K
18	Jack Lindsey	QB
42	Sam Loy	P
42	Jonathan Marshall	DL
18	Myles Mason	DB
4	Jarques McClellion	DB
90	Marcus Miller	DL
39	John Miscoll	LB
31	Grant Morgan	LB
19	Tyson Morris	WR
80	Brett Nabors	WR

NUMERICAL ROSTER

No.	Name	Pos.	Ht.	Wt.	Cl.	Exp.	Hometown (Previous School)
1	Jalen Catalon	DB	5-10	196	Fr.	HS	Mansfield, Texas (Mansfield Legacy HS)
1	De'Von Warren	WR	5-10	188	Jr.	2L	Monroe, La. (Ouachita Parish HS)
2	Kamren Curl	DB	6-2	198	Jr.	2L	San Diego, Calif. (Muskogee [Okl.] HS)
2	Chase Hayden	RB	5-10	205	Jr.	2L	Memphis, Tenn. (Saint George's Independent School)
3	McTelvin Agim	DL	6-3	300	Sr.	3L	Texarkana, Texas (Hope [Ark.] HS)
3	Koilan Jackson	WR	6-2	211	So.	1L	Little Rock, Ark. (Joe T. Robinson HS)
4	Jarques McClellion	DB	6-0	175	So.	1L	Lake Worth, Fla. (American Heritage School)
4	Shamar Nash	WR	6-3	195	Fr.	HS	Memphis, Tenn. (IMG Academy)
5	Rakeem Boyd	RB	6-0	213	Jr.	1L	Houston, Texas (Independence [Kan.] CC)
5	Dorian Gerald	DL	6-3	261	Sr.	1L	Florence, S.C. (College of the Canyons [Calif.] CC)
6	Kendall Catalon	WR	5-9	184	So.	TR	Mansfield, Texas (Southern)
6	Ben Hicks	QB	6-1	217	Sr.	TR	Waco, Texas (SMU)
6	Gabe Richardson	DL	6-3	240	Sr.	2L	Decatur, Ga. (Hutchinson [Kan.] CC)
7	Joe Foucha	DB	5-11	195	So.	1L	New Orleans, La. (McDonogh 35 HS)
7	Trey Knox	WR	6-5	205	Fr.	HS	Murfreesboro, Tenn. (Blackman HS)
8	De'Jon Harris	LB	6-0	248	Sr.	3L	Harvey, La. (John Ehret HS)
8	Mike Woods	WR	6-1	203	So.	1L	Magnolia, Texas (Magnolia HS)
9	Greg Brooks Jr.	DB	5-11	179	Fr.	HS	Harvey, La. (West Jefferson HS)
9	John Stephen Jones	QB	5-11	199	R-Fr.	RS	Dallas, Texas (Highland Park HS)
10	Jordan Jones	WR	6-1	185	Jr.	2L	Smackover, Ark. (Smackover HS)
10	Bumper Pool	LB	6-2	228	So.	1L	Lucas, Texas (Lovejoy HS)
11	Daulton Hyatt	WR	6-4	197	So.	1L	Arab, Ala. (Etowah HS)
11	Mataio Soli	DL	6-4	239	Fr.	HS	Douglasville, Ga. (Douglas County HS)
13	Collin Clay	DL	6-5	285	Fr.	HS	Oklahoma City, Okla. (Putnam City HS)
13	K.J. Jefferson	QB	6-3	228	Fr.	HS	Sardis, Miss. (North Panola HS)
13	Nathan Parodi	DB	5-9	170	R-Fr.	RS	Austin, Texas (Lake Travis HS)
13	Deon Stewart	WR	5-11	161	Sr.	3L	Hardy, Ark. (Highland HS)
14	Chase Harrell	TE	6-4	249	Sr.	1L	Huffman, Texas (Kansas)
14	Britto Tutt	DB	6-1	176	Sr.	2L	Augusta, Ga. (Ventura [Calif.] College)
15	Simeon Blair	DB	5-10	200	R-Fr.	RS	Pine Bluff, Ark. (Pine Bluff HS)
15	T.Q. Jackson	WR	6-4	197	Fr.	HS	Jefferson, Texas (Jefferson HS)
16	Treyton Burks	WR	6-3	223	Fr.	HS	Warren, Ark. (Warren HS)
16	Malik Chavis	DB	6-2	198	Fr.	HS	Rison, Ark. (Rison HS)
17	Hudson Clark	DB	6-2	171	Fr.	HS	Dallas, Texas (Highland Park HS)
17	Nick Starkel	QB	6-3	214	Jr.	TR	Argyle, Texas (Texas A&M)
18	Jack Lindsey	QB	6-2	204	Jr.	1L	Fayetteville, Ark. (Springdale HS)
18	Myles Mason	DB	6-2	203	So.	1L	Trussville, Ala. (Hewitt-Trussville HS)
19	Connor Limpert	K	6-1	175	Sr.	3L	Allen, Texas (Allen HS)
19	Tyson Morris	WR	6-1	200	Jr.	1L	Helena-West Helena, Ark. (Fayetteville HS)
20	Jordon Curtis	DB	6-0	176	So.	1L	Jenks, Okla. (Jenks HS)
21	Montaric Brown	DB	6-0	187	So.	1L	Ashdown, Ark. (Ashdown HS)
21	Devwah Whaley	RB	5-11	212	Sr.	3L	Beaumont, Texas (Central HS)
22	Deon Edwards	LB	6-1	220	Jr.	2L	Clermont, Fla. (Lake Minneola HS)
22	Trelon Smith	RB	5-9	184	So.	TR	Houston, Texas (Arizona State)
23	Devin Bush	CB	6-0	203	Fr.	HS	New Orleans, La. (Edna Karr HS)
24	LaDarrius Bishop	DB	6-0	193	R-Fr.	RS	Ashdown, Ark. (Ashdown HS)
24	A'Montae Spivey	RB	6-1	192	Fr.	HS	Phenix City, Ala. (Central HS)
25	Zach Zimos	LB	6-4	211	Fr.	HS	Richmond, Texas (Fort Bend Travis HS)
26	Micahh Smith	DB	6-0	201	Jr.	2L	Marshall, Texas (Marshall HS)
26	Reid Turner	RB	5-10	180	Fr.	HS	Farmington, Ark. (Farmington HS)
27	Hayden Henry	LB	6-2	226	Jr.	2L	Little Rock, Ark. (Pulaski Academy)
28	Reid Bauer	P	5-11	198	So.	1L	Magnolia, Texas (Magnolia HS)
28	Andrew Parker	LB	6-2	237	R-Fr.	RS	New Orleans, La. (Sophie B. Wright HS)
29	Jared Sackett	K	6-1	180	Jr.	TR	Fort Worth, Texas (UTSA)
29	Asa Shearin	LB	6-1	219	Fr.	HS	Jonesboro, Ark. (Jonesboro HS)
31	Grant Morgan	LB	5-11	229	Jr.	2L	Greenwood, Ark. (Greenwood HS)
32	Hayden Johnson	TE	6-2	248	Sr.	3L	Columbia, Mo. (Rock Bridge HS)
33	Logan Orr	LB	6-2	230	Fr.	HS	Jonesboro, Ark. (Jonesboro HS)
34	Martaveous Brown	DB	6-0	190	So.	SO	Marianna, Ark. (Arkansas Tech)
35	Matt Berry	DB	5-10	200	Sr.	1L	Booneville, Ark. (Ouachita Baptist University)
37	Brenden Young	DB	6-1	202	Sr.	2L	Little Rock, Ark. (Ouachita Baptist University)
38	Chad Hesson	RB	5-9	193	So.	HS	Lucas, Texas (Adams State)
38	Karch Gardiner	WR	5-9	171	Fr.	HS	El Paso, Texas (Del Valle HS)
39	John Miscoll	LB	6-2	209	So.	HS	Southlake, Texas (Northeastern State)
40	Trey Purifoy	TE	6-7	246	Sr.	SO	Little Rock, Ark. (Ouachita Baptist University)
40	Anthony Travis	LB	6-2	230	Fr.	HS	Fort Smith, Ark. (Fort Smith Northside HS)
41	T.J. Hammonds	RB	5-10	190	R-Jr.	2L	Little Rock, Ark. (Joe T. Robinson HS)
42	Sam Loy	P	6-1	195	Jr.	TR	San Clemente, Calif. (Colorado)
42	Jonathan Marshall	DL	6-3	299	Jr.	2L	Shepherd, Texas (Shepherd HS)
44	Jermarcus Arnold	RB	5-8	186	Jr.	TR	Marianna, Ark. (Arkansas Baptist)
44	Cameron Vail	DB	6-1	187	R-Fr.	RS	Bryant, Ark. (Bryant HS)
47	Cedric Johnson	LB	6-0	206	So.	TR	Dallas, Texas (University of Mary)
48	Nicholas Fulwider	DL	6-7	260	R-Fr.	RS	Tyrone, Ga. (Sandy Creek HS)

GAME 7: AUBURN

NUMERICAL ROSTER

No.	Name	Pos.	Ht.	Wt.	Cl.	Exp.	Hometown (Previous School)
48	Jordan Silver	LS	6-1	217	So.	1L	Branson, Mo. (Branson HS)
49	McKinley Williams	LB	6-4	201	R-Fr.	RS	Sheridan, Ark. (Sheridan HS)
50	Eric Gregory	DL	6-4	275	Fr.	HS	Memphis, Tenn. (IMG Academy)
50	Chibueze Nwanna	OL	6-7	329	Jr.	TR	Hyattsville, Md. (Lackawanna CC)
51	Ricky Stromberg	OL	6-4	266	Fr.	HS	Tulsa, Okla. (Union HS)
52	T.J. Smith	DL	6-3	293	Sr.	3L	Moultrie, Ga. (Colquitt County HS)
53	John Oehrlein	LS	6-1	244	Fr.	HS	Austin, Texas (Westlake HS)
54	Austin Capps	OL	6-4	304	Sr.	3L	Star City, Ark. (Star City HS)
54	Jake Yurachek	LB	6-0	239	R-Fr.	TR	Friendswood, Texas (Colorado)
55	Beaux Limmer	OL	6-5	293	Fr.	HS	Tyler, Texas (Tyler Lee HS)
56	Zach Williams	DL	6-4	224	Fr.	HS	Little Rock, Ark. (Joe T. Robinson HS)
57	Shane Clenin	OL	6-6	302	So.	1L	Festus, Mo. (Jefferson HS)
58	Griffin Hunt	DL	6-4	230	R-Fr.	RS	Lucas, Texas (Lovejoy HS)
59	Morgan Hanna	DL	6-4	201	Fr.	HS	Greenwood, Ark. (Greenwood HS)
62	Brady Latham	OL	6-5	284	Fr.	HS	Jenks, Okla. (Jenks HS)
66	Ty Clary	OL	6-4	285	Jr.	2L	Fayetteville, Ark. (Fayetteville HS)
67	Logan Kallesen	OL	6-4	299	Fr.	HS	Springdale, Ark. (Shiloh Christian)
68	Kirby Adcock	OL	6-5	288	So.	1L	Nashville, Ark. (Nashville HS)
69	Austin Nix	OL	6-2	286	Fr.	HS	Texarkana, Ark. (Arkansas HS)
70	Luke Jones	OL	6-5	299	R-Fr.	TR	Little Rock, Ark. (Notre Dame)
71	Ryan Winkel	OL	6-6	285	R-Fr.	RS	Memphis, Tenn. (Christian Brothers HS)
72	Drew Vest	OL	6-6	278	Fr.	HS	Searcy, Ark. (Searcy HS)
73	Noah Gatlin	OL	6-7	302	R-Fr.	RS	Jonesboro, Ark. (Jonesboro HS)
74	Colton Jackson	OL	6-5	298	Sr.	3L	Conway, Ark. (Conway HS)
75	Silas Robinson	OL	6-4	306	R-Fr.	RS	Yoakum, Texas (Yoakum HS)
76	Myron Cunningham	OL	6-6	290	Jr.	TR	Warren, Ohio (Iowa Central CC)
78	Dalton Wagner	OL	6-9	308	So.	1L	Spring Grove, Ill. (Richmond Burton HS)
79	Dylan Rathcke	OL	6-5	293	Fr.	HS	Baton Rouge, La. (University Lab HS)
80	Brett Nabors	WR	6-3	182	Fr.	HS	Nashville, Tenn. (Christ Presbyterian Academy)
80	Matthew Phillips	P	5-10	180	So.	1L	Brentwood, Tenn. (Brentwood HS)
81	Jackson Salley	WR	6-0	183	Fr.	HS	Rockwall, Texas (Rockwall-Heath HS)
82	Hudson Henry	TE	6-5	238	Fr.	HS	Little Rock, Ark. (Pulaski Academy)
83	Jimmie Stoudemire	WR	6-2	204	R-Jr.	RS	Prattville, Ala. (Riverside City [Calif.] College)
84	Peyton Ausley	WR	6-2	185	R-Fr.	RS	Austin, Texas (Vandegriff High School)
85	Cheyenne O'Grady	TE	6-4	256	Sr.	2L	Fayetteville, Ark. (Fayetteville HS)
86	Jamario Bell	DL	6-5	265	Sr.	1L	Junction City, Ark. (Junction City HS)
86	John David White	WR	5-11	171	Fr.	HS	Little Rock, Ark. (Pulaski Academy)
87	Blake Kern	TE	6-4	256	Jr.	1L	Lamar, Ark. (Lamar HS)
89	Grayson Gunter	TE	6-6	243	Jr.	2L	Madison, Miss. (Madison Central HS)
90	Marcus Miller	DL	6-5	299	Fr.	HS	Warren, Ark. (Warren HS)
91	Taurean Carter	DL	6-3	288	Fr.	HS	Mansfield, Texas (Mansfield Legacy HS)
92	Elias Hale	DL	6-4	257	Jr.	SQ	Fayetteville, Ark. (Fayetteville HS)
92	Chad Stephens	P	5-11	188	Jr.	SQ	Owasso, Okla. (Dodge City CC)
93	Isaiah Nichols	DL	6-3	277	R-Fr.	RS	Springdale, Ark. (Springdale HS)
94	David Porter	DL	6-3	250	So.	SQ	Little Rock, Ark. (Joe T. Robinson HS)
99	Enoch Jackson Jr.	DL	6-0	292	Fr.	HS	Mansfield, Texas (Mansfield Legacy HS)

Roster by Class: Senior - 19 | Junior - 24 | Sophomore - 23 | Freshman - 53

ALPHABETICAL ROSTER

No.	Name	Pos.
4	Shamar Nash	WR
93	Isaiah Nichols	DL
69	Austin Nix	OL
50	Chibueze Nwanna	OL
53	John Oehrlein	LS
85	Cheyenne O'Grady	TE
33	Logan Orr	LB
28	Andrew Parker	LB
13	Nathan Parodi	DB
80	Matthew Phillips	P
10	Bumper Pool	LB
94	David Porter	DL
40	Trey Purifoy	TE
79	Dylan Rathcke	OL
6	Gabe Richardson	DL
75	Silas Robinson	OL
29	Jared Sackett	K
81	Jackson Salley	WR
29	Asa Shearin	LB
48	Jordan Silver	LS
26	Micahh Smith	DB
52	T.J. Smith	DL
22	Trelon Smith	RB
11	Mataio Soli	DL
24	A'Montae Spivey	RB
17	Nick Starkel	QB
92	Chad Stephens	P
13	Deon Stewart	WR
83	Jimmie Stoudemire	WR
51	Ricky Stromberg	OL
40	Boo Travis	LB
26	Reid Turner	RB
14	Britto Tutt	DB
44	Cameron Vail	DB
72	Drew Vest	OL
78	Dalton Wagner	OL
1	De'Vion Warren	WR
21	Devwah Whaley	RB
86	John David White	WR
49	McKinley Williams	LB
56	Zach Williams	DL
71	Ryan Winkel	OL
8	Michael Woods	WR
37	Brenden Young	DB
54	Jake Yurachek	LB
25	Zach Zimos	LB

FOOTBALL STAFF

Coaching Staff

Chad Morris Head Coach	2nd Season
John Chavis Defensive Coordinator/LBs	2nd Season
Joe Craddock Offensive Coordinator/QBs	2nd Season
Steve Caldwell Defensive Line	2nd Season
Ron Cooper Secondary	2nd Season
Dustin Fry Offensive Line	2nd Season
Kenny Ingram Defensive Tackles	1st Season
Barry Lunney Jr. Tight Ends/Special Teams	7th Season
Mark Smith Secondary	2nd Season
Justin Stepp Wide Receivers	2nd Season
Jeff Traylor Associate Head Coach/RBs	2nd Season

Graduate Assistants

Imarjaye Albury Defense	2nd Season
Kyle Brende Equipment	2nd Season
Mark Modleski Offense	2nd Season
Will Gilchrist Defense	1st Season
Cass McCord Video	1st Season
Austin Van Poucke Operations	1st Season

Quality Control/Analysts

Will Bryant Offense	2nd Season
Kap Dede Defense	1st Season
Alonzo Hampton Defense	1st Season
Jess Loepf Offense	1st Season
John Roberts Defense	5th Season
Daniel Da Prato Special Teams	1st Season

Support Staff

Randy Ross Football Operations	2nd Season
Trumain Carroll Strength & Conditioning	2nd Season
Dave Polanski Athletic Training	2nd Season
Bobby Allen HS/NFL Relations	7th Season
SJ Tuohy Football Operations	2nd Season
Sam Ogden Video	2nd Season
Jake Rosch Equipment	6th Season
Ty Gatson Offensive Player Personnel	2nd Season
Alex Dale Defensive Player Personnel	1st Season

PRONUNCIATIONS

McTelvin Agim	UH-geem
Peyton Ausley	OZ-lee
Taurean Carter	Tore-ee-an
Joe Foucha	foo-SHAY
De'Jon Harris	DEE-jhon
Koilan Jackson	Coy-Lynn
Enoch Jackson Jr.	Ee-knock
Barry Lunney Jr.	LUHN-ee
Jarques McClellion	JAR-kwezz
D'Vone McClure	de-VON
Chibueze Nwanna	cha-BOY-zee nah-WAH-na
Nathan Parodi	pa-ro-DEE
Dylan Rathcke	Wrath-key
Mataio Soli	mah-TYE-oh
Britto Tutt	BREE-toe
De'Vion Warren	Deh-VEE-on
Devwah Whaley	DEV-wah
Zach Zimos	ZIE-mus

GAME 7: AUBURN



McTELVIN AGIM

3

Defensive Line | 6-3 | 300 | Senior
Texarkana, Texas | Hope (Ark.) HS



QUICK HITS

- Nickname: Sosa - given by friends for resemblance to Chief Keef (nicknamed Sosa).
- Enrolled with 28 college credit hours with plan to graduate in three years - accomplished.
- Arkansas' active career leader in tackles for loss (28.5).
- Racked up 5.5 tackles for loss in first six games, tied for 11th in the SEC.
- Earned his fourth sack of the year at Kentucky (10/12); Has 13.5 in career, 3.0 off Arkansas Top-10

CAREER STATS

	GP/GS	UA	A	ToT	TFL-YDS	SCK-YDS	FF	FR-YDS	INT-YDS	QBH	BRUP
2016	13/5	8	19	27	5.5-23	2.5-13	0	0-0	0-0	2	0
2017	12/11	15	22	37	7.5-33	2.5-19	2	0-0	0-0	3	3
2018	12/12	19	26	45	10.0-44	4.5-25	3	1-0	0-0	11	1
2019	6/6	12	8	20	5.5-25	4.0-23	1	0-0	0-0	3	0
TOTAL	43/34	54	75	129	28.5-125	13.5-80	6	1-0	0-0	19	4

GAME-BY-GAME STATS

	GP/GS	UA	A	ToT	TFL-YDS	SCK-YDS	FF	FR-YDS	INT-YDS	QBH	BRUP
PORTLAND ST.	1/1	2	4	6	2.0-9	2.0-9	0	0-0	0-0	0	0
at Ole Miss	1/1	3	0	3	1.0-2	0.0-0	0	0-0	0-0	0	0
COLORADO ST.	1/1	1	1	2	0.0-0	0.0-0	1	0-0	0-0	2	0
SAN JOSE ST.	1/1	1	0	1	0.0-0	0.0-0	0	0-0	0-0	1	0
vs. Texas A&M	1/1	2	1	3	1.0-7	1.0-7	0	0-0	0-0	0	0
at Kentucky	1/1	3	2	5	1.5-7	1.0-7	0	0-0	0-0	0	0
AUBURN											
at Alabama											
MISSISSIPPI ST.											
WESTERN KY.											
at LSU											
MISSOURI											
TOTAL	6/6	12	8	20	5.5-25	4.0-23	1	0-0	0-0	3	0

SEASON HIGHS

Tackles6 vs. Portland St. (8/31/19)
 Tackles For Loss.....2.0 vs. Portland St. (8/31/19)
 Sacks.....2.0 vs. Portland St. (8/31/19)
 QB Hurries.....2 vs. Colorado State (9/14/19)
 Pass Breakups.....None
 Forced Fumbles1 vs. Colorado State (9/14/19)

CAREER HIGHS

Tackles9 vs. TCU (9/9/17)
 Tackles For Loss.....3.5 vs. Tulsa (10/20/18)
 Sacks.....2.0 (2x) vs. Portland St. (8/31/19)
 QB Hurries.....3 vs. North Texas (9/15/18)
 Pass Breakups.....1 (4x) vs. Eastern Illinois (9/1/18)
 Forced Fumbles2 (2x) last at Colorado State (9/8/18)

IN THE RANKINGS

Category	Stat	SEC	NCAA
Sacks	4.0	3rd	44th



JAMARIO BELL

86

Defensive Line | 6-5 | 265 | Senior
Junction City, Ark. | Junction City HS

QUICK HITS

- Once shattered a backboard with a dunk during a high school basketball game in 2014.
- Second on the team in sacks (3.5) despite only playing four games this year.
- Five of his seven tackles have been in sack plays.
- Has recorded a sack in three of four games he's played this year.
- Moved positions from DE to LB to TE to LB to DE during five-year Arkansas career.

CAREER STATS

	GP/GS	UA	A	ToT	TFL-YDS	SCK-YDS	FF	FR-YDS	INT-YDS	QBH	BRUP
2017	2/0	0	0	0	0.0-0	0.0-0	0	0-0	0-0	0	0
2018	11/0	11	9	20	1.0-5	0.0-0	1	0-0	0-0	1	0
2019	4/0	5	2	7	4.5-25	3.5-21	1	0-0	0-0	1	0
TOTAL	17/0	16	11	27	5.5-30	3.5-21	2	0-0	0-0	2	0

GAME-BY-GAME STATS

	GP/GS	UA	A	ToT	TFL-YDS	SCK-YDS	FF	FR-YDS	INT-YDS	QBH	BRUP
PORTLAND ST.	1/0	0	1	1	0.5-1	0.5-1	0	0-0	0-0	1	0
at Ole Miss	-/-	-	-	-	-	-	-	-	-	-	-
COLORADO ST.	-/-	-	-	-	-	-	-	-	-	-	-
SAN JOSE ST.	1/0	2	1	3	2.0-13	1.0-9	1	0-0	0-0	0	0
vs. Texas A&M	1/0	2	0	2	2.0-11	2.0-11	0	0-0	0-0	0	0
at Kentucky	1/0	1	0	1	0.0-0	0.0-0	0	0-0	0-0	0	0
AUBURN											
at Alabama											
MISSISSIPPI ST.											
WESTERN KY.											
at LSU											
MISSOURI											
TOTAL	4/0	5	2	7	4.5-25	3.5-21	1	0-0	0-0	1	0

SEASON HIGHS

Tackles3 vs. San Jose State (9/21/19)
 Tackles For Loss.....2.0 (2x) last vs. Texas A&M (9/28/19)
 Sacks.....2.0 vs. Texas A&M (9/28/19)
 QB Hurries.....1 vs. Portland State (8/31/19)
 Pass Breakups.....None
 Forced Fumbles1 vs. San Jose State (9/21/19)

CAREER HIGHS

Tackles4 (2x) last vs. LSU (11/10/19)
 Tackles For Loss.....2.0 (2x) last vs. Texas A&M (9/28/19)
 Sacks.....2.0 vs. Texas A&M (9/28/19)
 QB Hurries.....1 (2x) last vs. Portland State (8/31/19)
 Pass Breakups.....None
 Forced Fumbles1 (2x) last vs. San Jose State (9/21/19)

IN THE RANKINGS

Category	Stat	SEC	NCAA
Sacks	3.5	5th	94th

GAME 7: AUBURN



RAKEEM BOYD

5

Running Back | 6-0 | 213 | Junior
Stratford, Texas | Independence CC (Kansas)

QUICK HITS

- Brother, Rashad, is a sprinter for the Arkansas track & field team.
- Moved from New Orleans to Houston at age 5 because of Hurricane Katrina.
- Talled his sixth 100+ yard game of career in Week 7 at Kentucky (10/12) - 20th Razorback all time.
- Picked up at career-high 134 yards on the ground at Kentucky (10/12); 106 in the 1st qtr.
- Scored on a 74-yr run on the first play from scrimmage at Kentucky (10/12); Longest rush by a Hog since 2016.

CAREER STATS

	RUSHING					RECEIVING					
	GP/GS	ATT	YDS	AVG	TD	LNG	REC	YDS	AVG	TD	LNG
2018	12/8	123	734	6.0	2	69	23	165	7.2	0	38
2019	6/6	106	617	5.8	5	74	9	50	5.6	0	13
TOTAL	18/14	229	1,351	5.7	7	74	32	215	6.7	0	51

GAME-BY-GAME STATS

	RUSHING					RECEIVING					
	GP/GS	ATT	YDS	AVG	TD	LNG	REC	YDS	AVG	TD	LNG
PORTLAND ST.	1/1	18	114	6.3	1	25	3	22	7.3	0	13
at Ole Miss	1/1	17	67	3.9	0	10	1	8	8.0	0	8
COLORADO ST.	1/1	20	122	6.1	2	59	0	0	0.0	0	0
SAN JOSE ST.	1/1	18	91	5.1	0	18	3	10	3.3	0	8
vs. Texas A&M	1/1	18	89	4.9	0	24	2	10	5.0	0	7
at Kentucky	1/1	15	134	8.9	2	74	0	0	0.0	0	0
AUBURN											
at Alabama											
MISSISSIPPI ST.											
WESTERN KY.											
at LSU											
MISSOURI											
TOTAL	6/6	106	617	5.8	5	74	9	50	5.6	0	13

SEASON HIGHS

Rushes	20 vs. Colorado St. (9/14/19)
Rushing Yards	134 at Kentucky (10/12/19)
Rushing Touchdowns	2 (2x) last at Kentucky (10/12/19)
Long Rush	74 at Kentucky (10/12/19)
100-Yard Games	3 last at Kentucky (10/12/19)
Receptions	3 (2x) last vs. San Jose State (9/21/19)
Receiving Yards	22 vs. Portland St. (8/31/19)
Receiving Touchdowns	None
Long Reception	13 vs. Portland St. (8/31/19)

CAREER HIGHS

Rushes	22 vs. Tulsa (10/20/18)
Rushing Yards	134 at Kentucky (10/12/19)
Rushing Touchdowns	2 (2x) last at Kentucky (10/12/19)
Long Rush	74 at Kentucky (10/12/19)
100-Yard Games	6 last at Kentucky (10/12/19)
Receptions	5 vs. Alabama (10/6/18)
Receiving Yards	39 at Auburn (9/22/18)
Receiving Touchdowns	None
Long Reception	38 vs. Ole Miss (10/13/18)

IN THE RANKINGS

Category	Stat	SEC	NCAA
Rushing yards	617	1st	15th
Rushing yards per game	102.8	1st	17th
All purpose yards per game	111.17	8th	61st
Rushing attempts	106	6th	T-23rd



GREG BROOKS JR.

9

Defensive Back | 5-11 | 179 | Freshman
Harvey, La. | West Jefferson HS

QUICK HITS

- Early enrollee
- Son of Greg Brooks Sr. - DB at Michigan & Southern Miss - Drafted by Bengals (6th rd) in 2004.
- Has started each of the first six games in 2019 at nickel back.
- Four-star prospect by Rivals and ESPN - No. 35 CB in nation & No. 18 in Louisiana by ESPN.
- Racked up a season-high five tackles against SJSU (9/21); Has 13 in last five games.

CAREER STATS

	GP/GS	UA	A	ToT	TFL-YDS	SCK-YDS	FF	FR-YDS	INT-YDS	QBH	BRUP
2019	6/6	7	6	13	0.0-0	0.0-0	0	0-0	0-0	1	2
TOTAL	6/6	7	6	13	0.0-0	0.0-0	0	0-0	0-0	1	2

GAME-BY-GAME STATS

	GP/GS	UA	A	ToT	TFL-YDS	SCK-YDS	FF	FR-YDS	INT-YDS	QBH	BRUP
PORTLAND ST.	1/1	0	0	0	0.0-0	0.0-0	0	0-0	0-0	1	0
at Ole Miss	1/1	3	1	4	0.0-0	0.0-0	0	0-0	0-0	0	2
COLORADO ST.	1/1	1	0	1	0.0-0	0.0-0	0	0-0	0-0	0	0
SAN JOSE ST.	1/1	1	4	5	0.0-0	0.0-0	0	0-0	0-0	0	0
vs. Texas A&M	1/1	2	1	3	0.0-0	0.0-0	0	0-0	0-0	0	0
at Kentucky	1/1	0	0	0	0.0-0	0.0-0	0	0-0	0-0	0	0
AUBURN											
at Alabama											
MISSISSIPPI ST.											
WESTERN KY.											
at LSU											
MISSOURI											
TOTAL	6/6	7	6	13	0.0-0	0.0-0	0	0-0	0-0	1	2

SEASON HIGHS

Tackles	5 vs. San Jose State (9/21/19)
Double-Figure Tackle Games	None
Tackles For Loss	None
Sacks	None
Interceptions	None
Interception Return Yards	None
QB Hurries	1 vs. Portland St. (8/31/19)
Pass Breakups	2 at Ole Miss (9/7/19)
Forced Fumbles	None

CAREER HIGHS

Tackles	5 vs. San Jose State (9/21/19)
Double-Figure Tackle Games	None
Tackles For Loss	None
Sacks	None
Interceptions	None
Interception Return Yards	None
QB Hurries	1 vs. Portland St. (8/31/19)
Pass Breakups	2 at Ole Miss (9/7/19)
Forced Fumbles	None

GAME 7: AUBURN



MONTARIC BROWN 21

Defensive Back | 6-0 | 187 | Sophomore
Ashdown, Ark. | Ashdown HS

QUICK HITS

- Nickname - Busta - given to him by HS coach & town of Ashdown, Ark.
- Has started five of six games this year, eclipsing his start total from 2018.
- Talled a season-high five tackles at UK (10/12), tying a career-high; All were solo stops.
- Pulled in his first interception of his career vs. Texas A&M (9/28); One of nine Razorbacks with a takeaway in 2019
- Redshirted 2017 season.

CAREER STATS

	GP/GS	UA	A	ToT	TFL-YDS	SCK-YDS	FF	FR-YDS	INT-YDS	QBH	BRUP
2018	11/3	8	1	9	0.0-0	0.0-0	0	0-0	0-0	0	1
2019	5/5	13	3	16	0.0-0	0.0-0	0	1-0	1-12	0	2
TOTAL	16/8	21	4	25	0.0-0	0.0-0	0	1-0	1-12	0	3

GAME-BY-GAME STATS

	GP/GS	UA	A	ToT	TFL-YDS	SCK-YDS	FF	FR-YDS	INT-YDS	QBH	BRUP
PORTLAND ST.	1/1	2	0	2	0.0-0	0.0-0	0	0-0	0-0	0	0
at Ole Miss	1/1	1	0	1	0.0-0	0.0-0	0	0-0	0-0	0	0
COLORADO ST.	1/1	2	2	4	0.0-0	0.0-0	0	1-0	0-0	0	2
SAN JOSE ST.	-	-	-	-	-	-	-	-	-	-	-
vs. Texas A&M	1/1	3	1	4	0.0-0	0.0-0	0	0-0	1-12	0	0
at Kentucky	1/1	5	0	5	0.0-0	0.0-0	0	0-0	0-0	0	0
AUBURN											
at Alabama											
MISSISSIPPI ST.											
WESTERN KY.											
at LSU											
MISSOURI											
TOTAL	5/5	13	3	16	0-0-0	0.0-0	0	1-0	1-12	2	0

SEASON HIGHS

Tackles 5 at Kentucky (10/12/19)
 Double-Figure Tackle Games None
 Tackles For Loss None
 Sacks None
 Interceptions 1 vs. Texas A&M (9/28/19)
 Interception Return Yards 12 vs. Texas A&M (9/28/19)
 QB Hurries 2 vs. Colorado St. (9/14/19)
 Pass Breakups None
 Forced Fumbles None

CAREER HIGHS

Tackles 5 (2x) last at Kentucky (10/12/19)
 Double-Figure Tackle Games None
 Tackles For Loss None
 Sacks None
 Interceptions 1 vs. Texas A&M (9/28/19)
 Interception Return Yards 12 vs. Texas A&M (9/28/19)
 QB Hurries 2 vs. Colorado St. (9/14/19)
 Pass Breakups 1 at Missouri (11/23/18)
 Forced Fumbles None



TREYLON BURKS 16

Wide Receiver | 6-3 | 223 | Freshman
Warren, Ark. | Warren HS

QUICK HITS

- Enjoys being outdoors, fishing & watching old re-runs of westerns in the early morning.
- His 15 catches this year is the fourth-most among all SEC freshmen.
- Hauled in a season-high four catches for 92 yards vs. CSU (9/14) - team-high yardage.
- Four-star prospect by Rivals, 247Sports and ESPN.
- Rated as the top player in the state of Arkansas by 247Sports & No. 82 in country by ESPN.

CAREER STATS

	GP/GS	RECEIVING					RUSHING				
		REC	YDS	AVG	TD	LNG	ATT	YDS	AVG	TD	LNG
2019	5/4	15	245	16.3	0	38	0	0	0.0	0	0
TOTAL	5/4	15	245	16.3	0	38	0	0	0.0	0	0

GAME-BY-GAME STATS

	GP/GS	RUSHING					RECEIVING				
		REC	YDS	AVG	TD	LNG	ATT	YDS	AVG	TD	LNG
PORTLAND ST.	1/1	3	52	17.3	0	20	0	0	0	0	0
at Ole Miss	1/0	2	28	14.0	0	22	0	0	0	0	0
COLORADO ST.	1/1	4	92	23.0	0	38	0	0	0	0	0
SAN JOSE ST.	-	-	-	-	-	-	-	-	-	-	-
vs. Texas A&M	1/1	4	58	14.5	0	31	0	0	0	0	0
at Kentucky	1/1	2	25	12.5	0	15	0	0	0	0	0
AUBURN											
at Alabama											
MISSISSIPPI ST.											
WESTERN KY.											
at LSU											
MISSOURI											
TOTAL	5/4	15	245	16.3	0	38	0	0	0.0	0	0

SEASON HIGHS

Receptions 4 (2x) last vs. Texas A&M (9/28/19)
 Receiving Yards 92 vs. Colorado St. (9/14/19)
 Receiving Touchdowns None
 Long Reception 38 vs. Colorado St. (9/14/19)

CAREER HIGHS

Receptions 4 (2x) last vs. Texas A&M (9/28/19)
 Receiving Yards 92 vs. Colorado St. (9/14/19)
 Receiving Touchdowns None
 Long Reception 38 vs. Colorado St. (9/14/19)

IN THE RANKINGS

Category	Stat	SEC	NCAA
Punt return average	11.3	6th	17th
Punt return average (SEC games)	17.8	3rd	
Yards per catch	17.0	10th	68th
Punt returns	10	T-4th	T-23rd
Receiving yards per game (Freshmen only)	51.0	2nd	
Receptions per game (Freshmen only)	3.0	3rd	
All purpose yards per game (Freshmen only)	75.8	2nd	

GAME 7: AUBURN



KAMREN CURL

2

Defensive Back | 6-2 | 198 | Junior
San Diego, Calif. | Muskogee HS (Okla.)

QUICK HITS

- Coached by his dad, Greg, in HS - DC in 9th grade / Assistant Coach on varsity.
- Father served in Navy, moved from California to Oklahoma at start of HS career.
- Returned his first career fumble recovery 69 yards for a touchdown at Ole Miss (9/7).
- Is only player in the nation with a SCK, an INT and a fumble recovery for a TD this year.
- One of four active Razorbacks (Harris, Pool, Foucha) with a double-digit tackle game in career (12 vs. Texas A&M - 9/28)

CAREER STATS

	GP/GS	UA	A	ToT	TFL-YDS	SCK-YDS	FF	FR-YDS	INT-YDS	QBH	BRUP
2017	12/11	32	14	46	0.0-0	0.0-0	0	0-0	0-0	0	8
2018	11/11	27	26	53	0.0-0	0.0-0	1	0-0	0-0	1	5
2019	6/6	27	17	44	2.5-10	2.0-9	1	1-69	2-36	0	1
TOTAL	29/28	86	53	139	2.5-10	2.0-9	2	1-69	2-36	1	14

GAME-BY-GAME STATS

	GP/GS	UA	A	ToT	TFL-YDS	SCK-YDS	FF	FR-YDS	INT-YDS	QBH	BRUP
PORTLAND ST.	1/1	4	1	5	2.0-9	2.0-9	0	0-0	1-29	0	0
at Ole Miss	1/1	6	2	8	0.0-0	0.0-0	1	1-69	0-0	0	0
COLORADO ST.	1/1	7	2	9	0.0-0	0.0-0	0	0-0	0-0	0	0
SAN JOSE ST.	1/1	3	2	5	0.0-0	0.0-0	0	0-0	1-7	0	1
vs. Texas A&M	1/1	4	8	12	0.0-0	0.0-0	0	0-0	0-0	0	0
at Kentucky	1/1	3	2	5	0.5-1	0.0-0	0	0-0	0-0	0	0
AUBURN											
at Alabama											
MISSISSIPPI ST.											
WESTERN KY.											
at LSU											
MISSOURI											
TOTAL	6/6	27	17	44	2.5-10	2.0-9	1	1-69	2-36	0	1

SEASON HIGHS

Tackles	12 vs. Texas A&M (9/28/19)
Double Figure Tackle Games	1 last vs. Texas A&M (9/28/19)
Tackles For Loss	2.0 vs. Portland St. (8/31/19)
Sacks	2.0 vs. Portland St. (8/31/19)
QB Hurries	None
Pass Breakups	None
Forced Fumbles	1 at Ole Miss (9/7/19)
Interceptions	1 (2x) last vs. San Jose State (9/21/19)

CAREER HIGHS

Tackles	12 vs. Texas A&M (9/28/19)
Double Figure Tackle Games	1 last vs. Texas A&M (9/28/19)
Tackles For Loss	2.0 vs. Portland St. (8/31/19)
Sacks	2.0 vs. Portland St. (8/31/19)
QB Hurries	1 vs. LSU (11/10/18)
Pass Breakups	3 at South Carolina (10/7/17)
Forced Fumbles	1 (2x) last at Ole Miss (9/7/19)
Interceptions	1 (2x) last vs. San Jose State (9/21/19)

IN THE RANKINGS

Category	Stat	SEC	NCAA
Tackles per game	7.3	7th	112th
Interceptions per game	0.4	4th	33rd
Total interceptions	2	5th	T-102nd
Tackles per game (SEC games)	7.3	T-7th	112th



JOE FOUCHA

7

Defensive Back | 5-11 | 195 | Sophomore
New Orleans, La. | McDonogh 35 HS

QUICK HITS

- House flooded during Hurricane Katrina - moved to Texas, moved back to NOLA later.
- Recognized as PAT Award winner by Coach Morris after camp - Passion/Attitude/Trust.
- Totaled his first career double-digit tackle game - 11 at UK (10/12), a career-high.
- Hauled in his first career interception late vs. Portland St. (8/31), sealing the game.
- Has notched six or more tackles in four of his last five games.

CAREER STATS

	GP/GS	UA	A	ToT	TFL-YDS	SCK-YDS	FF	FR-YDS	INT-YDS	QBH	BRUP
2018	9/1	6	5	11	0.0-0	0.0-0	0	0-0	0-0	0	0
2019	6/6	20	15	35	0.0-0	0.0-0	0	1-0	1-20	1	3
TOTAL	15/7	26	20	46	0.0-0	0.0-0	0	1-0	1-20	1	3

GAME-BY-GAME STATS

	GP/GS	UA	A	ToT	TFL-YDS	SCK-YDS	FF	FR-YDS	INT-YDS	QBH	BRUP
PORTLAND ST.	1/1	0	1	1	0.0-0	0.0-0	0	0-0	1-20	0	2
at Ole Miss	1/1	6	1	7	0.0-0	0.0-0	0	1-0	0-0	0	0
COLORADO ST.	1/1	2	4	6	0.0-0	0.0-0	0	0-0	0-0	0	0
SAN JOSE ST.	1/1	1	3	4	0.0-0	0.0-0	0	0-0	0-0	1	1
vs. Texas A&M	1/1	3	3	6	0.0-0	0.0-0	0	0-0	0-0	0	0
at Kentucky	1/1	8	3	11	0.0-0	0.0-0	0	0-0	0-0	0	0
AUBURN											
at Alabama											
MISSISSIPPI ST.											
WESTERN KY.											
at LSU											
MISSOURI											
TOTAL	6/6	20	15	35	0.0-0	0.0-0	0	1-0	1-20	1	3

SEASON HIGHS

Tackles	11 at Kentucky (10/12/19)
Tackles For Loss	None
Sacks	None
QB Hurries	1 vs. San Jose State (9/21/19)
Pass Breakups	2 vs. Portland St. (8/31/19)
Forced Fumbles	None
Interceptions	1 vs. Portland St. (8/31/19)

CAREER HIGHS

Tackles	11 at Kentucky (10/12/19)
Tackles For Loss	None
Sacks	None
QB Hurries	1 vs. San Jose State (9/21/19)
Pass Breakups	2 vs. Portland St. (8/31/19)
Forced Fumbles	None
Interceptions	1 vs. Portland St. (8/31/19)

GAME 7: AUBURN



DORIAN GERALD

5

Tight End | 6-6 | 243 | Junior
Madison, Miss. | Madison Central HS

NEWS

Will miss the rest of the 2019 season after an injury in week one.

QUICK HITS

- Played in eight games during his first season at Arkansas, starting the final two contests.
- Totaled 275 snaps over the course of the year, 245 coming on the defensive line
- Recorded multi-tackle performances in each of the last five games of the year.
- Had multiple solo stops in three of the last four games.
- Racked up a season-high nine tackles, with 1.5 TFLs, at Mississippi State (11/17/18).

CAREER STATS

	GP/GS	UA	A	ToT	TFL-YDS	SCK-YDS	FF	FR-YDS	INT-YDS	QBH	BRUP
2018	8/2	8	13	21	2.5-13	0.0-0	0	0-0	0-0	2	2
2019	1/1	0	1	1	0.0-0	0.0-0	0	0-0	0-0	0	1
TOTAL	9/3	8	14	22	2.5-13	0.0-0	0	0-0	0-0	2	3

GAME-BY-GAME STATS

	GP/GS	UA	A	ToT	TFL-YDS	SCK-YDS	FF	FR-YDS	INT-YDS	QBH	BRUP
PORTLAND ST.	1/1	0	1	1	0.0-0	0.0-0	0	0-0	0-0	0	1
at Ole Miss	-/-	-	-	-	-	-	-	-	-	-	-
COLORADO ST.	-/-	-	-	-	-	-	-	-	-	-	-
SAN JOSE ST.	-/-	-	-	-	-	-	-	-	-	-	-
vs. Texas A&M											
at Kentucky											
AUBURN											
at Alabama											
MISSISSIPPI ST.											
WESTERN KY.											
at LSU											
MISSOURI											
TOTAL	1/1	0	1	1	0.0-0	0.0-0	0	0-0	0-0	0	1

SEASON HIGHS

Tackles	1 vs. Portland St. (8/31/19)
Tackles For Loss	None
Sacks	None
QB Hurries	None
Pass Breakups	1 vs. Portland St. (8/31/19)
Forced Fumbles	None
Interceptions	None

CAREER HIGHS

Tackles	9 at Mississippi State (11/17/18)
Tackles For Loss	1.5 at Mississippi State (11/17/18)
Sacks	None
QB Hurries	1, twice, at Missouri (11/23/18)
Pass Breakups	1 (3x) last vs. Portland St. (8/31/19)
Forced Fumbles	None
Interceptions	None



GRAYSON GUNTER

89

Tight End | 6-6 | 243 | Junior
Madison, Miss. | Madison Central HS

QUICK HITS

- Father, Bubba, played football at Ole Miss from 1989-91 as an outside linebacker.
- Played in 11 of 12 games for the Razorbacks as a redshirt sophomore in 2018, starting twice.
- Racked up a career-high three catches in Week 1 vs. Portland St. (8/31).
- Recorded his first career touchdown vs. Tulsa (10/20/18)
- One of two players on 2019 roster from the state of Mississippi.

CAREER STATS

	GP/GS	RECEIVING					RUSHING				
		REC	YDS	AVG	TD	LNG	ATT	YDS	AVG	TD	LNG
2016	13/0	1	29	29.0	0	29	0	0	0.0	0	0
2018	11/2	4	51	12.8	1	23	0	0	0.0	0	0
2019	6/3	3	16	5.3	0	9	0	0	0.0	0	0
TOTAL	30/5	8	96	12.0	1	29	0	0	0.0	0	0

GAME-BY-GAME STATS

	GP/GS	RECEIVING					RUSHING				
		REC	YDS	AVG	TD	LNG	ATT	YDS	AVG	TD	LNG
PORTLAND ST.	1/1	3	16	5.3	0	9	0	0	0	0	0
at Ole Miss	1/1	0	0	0.0	0	0	0	0	0	0	0
COLORADO ST.	1/1	0	0	0.0	0	0	0	0	0	0	0
SAN JOSE ST.	1/0	0	0	0.0	0	0	0	0	0	0	0
vs. Texas A&M	1/0	0	0	0.0	0	0	0	0	0	0	0
at Kentucky	1/0	0	0	0.0	0	0	0	0	0	0	0
AUBURN											
at Alabama											
MISSISSIPPI ST.											
WESTERN KY.											
at LSU											
MISSOURI											
TOTAL	6/3	3	16	5.3	0	9	0	0	0	0	0

SEASON HIGHS

Receptions	3 vs. Portland St. (8/31/19)
Receiving Yards	16 vs. Portland St. (8/31/19)
Receiving Touchdowns	None
Long Reception	9 vs. Portland St. (8/31/19)
Rushes	None
Rushing Yards	None
Rushing Touchdowns	None

CAREER HIGHS

Receptions	3 vs. Portland St. (8/31/19)
Receiving Yards	23 vs. LSU (11/10/18)
Receiving Touchdowns	1 vs. Tulsa (10/20/18)
Long Reception	23 vs. LSU (11/10/18)
Rushes	None
Rushing Yards	None
Rushing Touchdowns	None

GAME 7: AUBURN



T.J. HAMMONDS

41

Running Back | 5-10 | 184 | Redshirt Junior
Little Rock, Ark. | Joe T. Robinson HS

QUICK HITS

- Played in four of the first five games last year, then did not play again to keep redshirt.
- Recorded the team's longest catch last year 64 yards for a TD at Colorado State (9/8).
- Had three carries in three of the four games played last season.
- His 88-yard TD run against Coastal Carolina ('17) was the sixth-longest run in team history.
- Also had a 60-yard TD catch vs. CC to be first Hog since 2012 with two TDs of 60+ yards.

CAREER STATS

	GP/GS	RECEIVING				RUSHING					
		REC	YDS	AVG	TD	LNG	ATT	YDS	AVG	TD	LNG
2016	8/0	0	0	0.0	0	0	15	88	5.9	1	30
2017	12/0	2	64	32.0	1	60	32	267	8.3	1	88
2018	4/0	4	84	12.0	1	64	10	28	2.8	0	10
2019	1/0	2	8	4.0	0	7	0	0	0.0	0	0
TOTAL	25/0	8	156	19.5	2	64	57	397	6.9	2	88

GAME-BY-GAME STATS

	GP/GS	RECEIVING				RUSHING					
		ATT	YDS	AVG	TD	LNG	REC	YDS	AVG	TD	LNG
PORTLAND ST.	-/-	-	-	-	-	-	-	-	-	-	-
at Ole Miss	-/-	-	-	-	-	-	-	-	-	-	-
COLORADO ST.	-/-	-	-	-	-	-	-	-	-	-	-
SAN JOSE ST.	-/-	-	-	-	-	-	-	-	-	-	-
vs. Texas A&M	1/0	2	8	4.0	0	7	0	0	0.0	0	0
at Kentucky	-/-	-	-	-	-	-	-	-	-	-	-
AUBURN											
at Alabama											
MISSISSIPPI ST.											
WESTERN KY.											
at LSU											
MISSOURI											
TOTAL	1/0	2	8	4.0	0	7	0	0	0.0	0	0

SEASON HIGHS

Rushes	None
Rushing Yards	None
Rushing Touchdowns	None
Long Rush	None
Receptions	2 vs. Texas A&M (9/28/19)
Receiving Yards	8 vs. Texas A&M (9/28/19)
Receiving Touchdowns	None
Long Reception	7 vs. Texas A&M (9/28/19)

CAREER HIGHS

Rushes	11 at Ole Miss (10/28/17)
Rushing Yards	119 vs. Coastal Carolina (11/4/17)
Rushing Touchdowns	1 (2x), last vs. Coastal Carolina (11/4/17)
Long Rush	88 vs. Coastal Carolina (11/4/17)
Receptions	2 vs. North Texas (9/15/18)
Receiving Yards	64 at Colorado State (9/8/18)
Receiving Touchdowns	1 (2x) last at Colorado State (9/8/18)
Long Reception	64 at Colorado State (9/8/18)



CHASE HARRELL

14

Tight End | 6-4 | 249 | Senior
Huffman, Texas | Kansas

QUICK HITS

- Has a newborn son, Calvin.
- Caught his first touchdown at Arkansas in Week 3 vs. Colorado St. (9/14).
- Both of his receptions this season have gone for 14 yards.
- Transitioned to tight end after 2018 season.
- Transferred to Arkansas as a junior after three years at Kansas.

CAREER STATS

	GP/GS	RECEIVING				RUSHING					
		REC	YDS	AVG	TD	LNG	ATT	YDS	AVG	TD	LNG
2016 (KU)	12	5	81	16.2	2	38	0	0	0.0	0	0
2017 (KU)	12/4	25	221	8.8	3	28	0	0	0.0	0	0
2018	10/0	4	60	15.0	0	36	0	0	0.0	0	0
2019	6/1	2	28	14.0	1	14	0	0	0.0	0	0
TOTAL	37/8	47	480	10.2	6	38	0	0	0.0	0	0

GAME-BY-GAME STATS

	GP/GS	RUSHING				RECEIVING					
		REC	YDS	AVG	TD	LNG	ATT	YDS	AVG	TD	LNG
PORTLAND ST.	1/0	1	14	14.0	0	14	0	0	0	0	0
at Ole Miss	1/0	0	0	0	0	0	0	0	0	0	0
COLORADO ST.	1/0	1	14	14.0	1	14	0	0	0	0	0
SAN JOSE ST.	1/1	0	0	0.0	0	0	0	0	0	0	0
vs. Texas A&M	1/0	0	0	0.0	0	0	0	0	0	0	0
at Kentucky	1/0	0	0	0.0	0	0	0	0	0	0	0
AUBURN											
at Alabama											
MISSISSIPPI ST.											
WESTERN KY.											
at LSU											
MISSOURI											
TOTAL	5/1	2	28	14.0	1	14	0	0	0.0	0	0

SEASON HIGHS

Receptions	1, twice vs. Colorado State (9/14/19)
Receiving Yards	14, twice vs. Colorado State (9/14/19)
Receiving Touchdowns	1 vs. Colorado State (9/14/19)
Long Reception	14, twice vs. Colorado State (9/14/19)
Rushes	None
Rushing Yards	None
Rushing Touchdowns	None
Long Rush	None
Punt Returns	None
Long Punt Return	None
Kick Returns	None
Kick Return Yards	None
Kick Return Touchdowns	None

CAREER HIGHS

Receptions	6 vs. Oklahoma (11/18/17)
Receiving Yards	58 at Ohio (9/2/17)
Receiving Touchdowns	1 (6x), vs. Colorado State (9/14/19)
Long Reception	38 vs. Rhode Island (9/3/16)
Rushes	None
Rushing Yards	None
Rushing Touchdowns	None
Punt Returns	None
Long Rush	None
Long Punt Return	None
Kick Returns	None
Kick Return Yards	None
Kick Return Touchdowns	None

GAME 7: AUBURN



DE'JON HARRIS

8

Linebacker | 6-0 | 248 | Senior
Harvey, La. | John Ehret HS

QUICK HITS

- Nickname: Scoota - given to him by his mom as a child.
- Earned his second double-digit tackle game last week (10 vs. UK, 10/12), his 17th of his career.
- Picked up first takeaway (FR) of season vs. Texas A&M (9/28), second of career.
- Conference-high seven double-digit tackle performances in 2018.
- Led the SEC in total tackles, solo stops & tackles in SEC play during the 2018 regular season.

CAREER STATS

	GP/GS	UA	A	ToT	TFL-YDS	SCK-YDS	FF	FR-YDS	INT-YDS	QBH	BRUP
2016	12/0	18	19	37	2.0-8	1.0-6	1	0-0	0-0	0	0
2017	12/12	66	49	115	8.5-25	3.5-18	0	0-0	0-0	4	2
2018	12/12	62	56	118	9.0-23	2.0-11	1	1-0	0-0	2	5
2019	6/6	23	21	44	3.0-5	0.0-0	0	2-6	0-0	1	2
TOTAL	42/30	169	145	314	22.5-61	6.5-51	2	3-6	0-0	7	9

GAME-BY-GAME STATS

	GP/GS	UA	A	ToT	TFL-YDS	SCK-YDS	FF	FR-YDS	INT-YDS	QBH	BRUP
PORTLAND ST.	1/1	0	3	3	0.5-1	0.0-0	0	0-0	0-0	1	0
at Ole Miss	1/1	3	3	6	0.0-0	0.0-0	0	0-0	0-0	0	0
COLORADO ST.	1/1	6	6	12	0.5-1	0.0-0	0	0-0	0-0	0	0
SAN JOSE ST.	1/1	3	4	7	0.0-0	0.0-0	0	0-0	0-0	0	2
vs. Texas A&M	1/1	5	1	6	1.0-2	0.0-0	0	1-6	0-0	0	0
at Kentucky	1/1	6	4	10	1.0-1	0.0-0	0	1-0	0-0	0	0
AUBURN											
at Alabama											
MISSISSIPPI ST.											
WESTERN KY.											
at LSU											
MISSOURI											
TOTAL	6/6	23	21	44	3.0-5	0.0-0	0	2-6	0-0	1	2

SEASON HIGHS

Tackles	12 vs. Colorado St. (9/14/19)
Tackles For Loss	1.0 (2x) last at Kentucky (10/12/19)
Double-Figure Tackle Games	2 last at Kentucky (10/12/19)
Sacks	None
Interceptions	None
Interception Return Yards	None
QB Hurries	1 vs. Portland St. (8/31/19)
Pass Breakups	2 vs. San Jose State (9/21/19)
Forced Fumbles	None
Fumble Recoveries	1 (2x) last at Kentucky (10/12/19)

CAREER HIGHS

Tackles	16 vs. Texas A&M (9/29/18)
Tackles For Loss	2.0 (3x), last vs. Texas A&M (9/29/18)
Double-Figure Tackle Games	17, last at Kentucky (10/12/19)
Sacks	1.0 (6x) last vs. Ole Miss (10/13/18)
Interceptions	None
Interception Return Yards	1 vs. Tulsa (10/20/18)
QB Hurries	3 vs. Missouri (11/24/17)
Pass Breakups	2 (3x) last vs. San Jose State (9/21/19)
Forced Fumbles	1 (2x) vs. Eastern Illinois (9/1/18)
Fumble Recoveries	1 (3x) last at Kentucky (10/12/19)

IN THE RANKINGS

Category	Stat	SEC	NCAA
Tackles per game	7.3	7th	112th



CHASE HAYDEN

2

Running Back | 5-10 | 205 | Junior
Memphis, Tenn. | Saint George's Independent School

QUICK HITS

- Father, Aaron, was RB at Tennessee & drafted by Chargers (4th rd) in 1995 NFL Draft.
- Played in all 12 games for the Razorbacks as a sophomore in 2018.
- Totaled 220 snaps over the course of the season, 214 out of the backfield.
- Ranked third on the team in rushing with 251 yards and a touchdown on 57 carries in 2018.
- Racked up 70 yards on five carries, scoring once against Vanderbilt on Oct. 27.

CAREER STATS

	GP/GS	RUSHING					RECEIVING				
		ATT	YDS	AVG	TD	LNG	REC	YDS	AVG	TD	LNG
2017	7/0	61	326	5.3	4	40	1	23	23.0	0	23
2018	12/0	57	251	4.4	1	38	11	61	5.5	0	20
2019	4/0	12	39	3.3	0	15	4	12	3.0	0	6
TOTAL	23/0	130	617	4.7	5	40	16	96	6.0	0	23

GAME-BY-GAME STATS

	GP/GS	RUSHING					RECEIVING				
		ATT	YDS	AVG	TD	LNG	REC	YDS	AVG	TD	LNG
PORTLAND ST.	1/0	9	28	3.1	0	6	1	4	4.0	0	4
at Ole Miss	1/0	1	-6	-6.0	0	-6	1	-4	-4.0	0	-4
COLORADO ST.	1/0	2	17	8.5	0	15	2	12	6.0	0	6
SAN JOSE ST.	1/0	0	0	0.0	0	0	0	0	0.0	0	0
vs. Texas A&M	-/-	-	-	-	-	-	-	-	-	-	-
at Kentucky	-/-	-	-	-	-	-	-	-	-	-	-
AUBURN											
at Alabama											
MISSISSIPPI ST.											
WESTERN KY.											
at LSU											
MISSOURI											
TOTAL	4/0	12	39	3.3	0	15	4	12	3.0	0	6

SEASON HIGHS

Rushes	9 vs. Portland St. (8/31/19)
Rushing Yards	28 vs. Portland St. (8/31/19)
Rushing Touchdowns	None
Long Rush	15 vs. Colorado St. (9/14/19)
100-Yard Games	None
Receptions	2 vs. Colorado St. (9/14/19)
Receiving Yards	12 vs. Colorado St. (9/14/19)
Receiving Touchdowns	None
Long Reception	6 vs. Colorado St. (9/14/19)

CAREER HIGHS

Rushes	14 vs. Florida A&M (8/31/17)
Rushing Yards	120 vs. Florida A&M (8/31/17)
Rushing Touchdowns	2 vs. New Mexico State (9/30/17)
Long Rush	40 vs. Auburn (10/21/17)
100-Yard Games	1, 120 vs. Florida A&M (8/31/17)
Receptions	5 vs. Vanderbilt (10/27/18)
Receiving Yards	26 vs. Alabama (10/6/18)
Receiving Touchdowns	None
Long Reception	23 vs. Auburn (10/21/17)

GAME 7: AUBURN



HAYDEN HENRY

27

Linebacker | 6-2 | 226 | Junior
Little Rock, Ark. | Pulaski Academy

QUICK HITS

- Razorback Bloodline: Grandfather, Skip Coffman, played basketball (1957-62), father, Mark, played football (1988-91), brothers Hunter (2013-15) & Hudson (current freshman) play FB.
- Has played in all six games in 2019, racking up 18 tackles (2.5 TFL).
- Notched career-high 1.5 TFL vs. CSU (9/14) in Week 3 along with a forced fumble and a PBU.
- Had a career high eight tackles against LSU (11/10/18).

CAREER STATS

	GP/GS	UA	A	ToT	TFL-YDS	SCK-YDS	FF	FR-YDS	INT-YDS	QBH	BRUP
2017	12/0	3	0	3	0.0-0	0.0-0	0	0-0	0-0	0	0
2018	12/1	9	15	24	0.0-0	0.0-0	0	0-0	0-0	0	0
2019	6/0	11	7	18	2.5-9	1.0-7	1	0-0	0-0	0	2
TOTAL	30/1	23	22	45	2.5-9	1.0-7	1	0-0	0-0	0	2

GAME-BY-GAME STATS

	GP/GS	UA	A	ToT	TFL-YDS	SCK-YDS	FF	FR-YDS	INT-YDS	QBH	BRUP
PORTLAND ST.	1/0	1	0	1	1.0-7	1.0-7	0	0-0	0-0	0	0
at Ole Miss	1/0	2	2	4	0.0-0	0.0-0	0	0-0	0-0	0	0
COLORADO ST.	1/0	2	5	7	1.5-2	0.0-0	1	0-0	0-0	0	1
SAN JOSE ST.	1/0	1	0	1	0.0-0	0.0-0	0	0-0	0-0	0	1
vs. Texas A&M	1/0	1	0	1	0.0-0	0.0-0	0	0-0	0-0	0	0
at Kentucky	1/0	4	0	4	0.0-0	0.0-0	0	0-0	0-0	0	0
AUBURN											
at Alabama											
MISSISSIPPI ST.											
WESTERN KY.											
at LSU											
MISSOURI											
TOTAL	6/0	11	7	18	2.5-9	1.0-7	1	0-0	0-0	0	2

SEASON HIGHS

- Tackles 7 vs. Colorado St. (9/14/19)
- Tackles For Loss 1.5 vs. Colorado St. (9/14/19)
- Sacks 1.0 vs. Portland St. (8/31/19)
- Interceptions None
- Interception Return Yards None
- QB Hurries None
- Pass Breakups 1 (2x) last vs. San Jose State (9/21/19)
- Forced Fumbles 1 vs. Colorado St. (9/14/19)

CAREER HIGHS

- Tackles 8 vs. LSU (11/10/18)
- Tackles For Loss 1.5 vs. Colorado St. (9/14/19)
- Sacks 1.0 vs. Portland St. (8/31/19)
- Interceptions None
- Interception Return Yards None
- QB Hurries None
- Pass Breakups 1 (2x) last vs. San Jose State (9/21/19)
- Forced Fumbles 1 vs. Colorado St. (9/14/19)



BEN HICKS

6

Quarterback | 6-1 | 217 | Senior
Waco, Texas | SMU



QUICK HITS

- Transferred from SMU with one year of eligibility remaining.
- Played in 12 games, starting nine, as a junior at SMU.
- Left SMU as career leader in passing yards, total offense, TD passes, TDs responsible for, completions and 300-yard games.
- Came off the bench against Texas A&M (9/28) and threw a season-high 188 yards (15 comp.)

CAREER STATS

	GP/GS	PASSING							RUSHING				
		COMP	ATT	PCT	YDS	TD	INT	LNG	ATT	YDS	AVG	TD	LNG
2016	12/11	234	422	55.4	2,930	19	15	88	41	-83	-2.0	2	15
2017	13/13	276	472	58.4	3,569	33	12	86	54	47	0.9	1	25
2018	12/9	208	372	55.9	2,582	19	7	71	45	-68	-1.5	0	51
2019	4/2	41	80	51.3	510	1	0	49	13	6	0.5	0	17
TOTAL	41/35	759	1,306	58.1	9,591	72	34	88	153	-98	-0.6	3	51

GAME-BY-GAME STATS

	GP/GS	PASSING							RUSHING				
		COMP	ATT	PCT	YDS	TD	INT	LNG	ATT	YDS	AVG	TD	LNG
PORTLAND ST.	1/1	14	29	48.3	143	0	0	20	2	6	3.0	0	10
at Ole Miss	1/1	7	16	43.8	98	0	0	49	4	-5	-1.0	0	6
COLORADO ST.	-/-	-	-	-	-	-	-	-	-	-	-	-	-
SAN JOSE ST.	-/-	-	-	-	-	-	-	-	-	-	-	-	-
vs. Texas A&M	1/0	15	27	55.6	188	1	0	31	3	0	0.0	0	17
at Kentucky	1/0	5	8	62.5	81	0	0	22	4	5	0.8	0	13
AUBURN													
at Alabama													
MISSISSIPPI ST.													
WESTERN KY.													
at LSU													
MISSOURI													
TOTAL	4/2	41	80	51.3	510	1	0	49	13	6	0.5	0	17

SEASON HIGHS

- Pass Attempts 29 vs. Portland St. (8/31/19)
- Completions 15 vs. #23 Texas A&M (9/28/19)
- Pass Yards 188 vs. #23 Texas A&M (9/28/19)
- Pass TDs 1 vs. #23 Texas A&M (9/28/19)
- Long Pass 49 at Ole Miss (9/7/19)
- Completion % 62.5 at Kentucky (10/12/19)
- Rushes 4 (2x) last at Kentucky (10/12/19)
- Rush Yards 6 vs. Portland St. (8/31/19)
- Rush TDs None
- Long Rush 17 vs. #23 Texas A&M (9/28/19)

CAREER HIGHS

- Pass Attempts 58 at Houston (10/7/17)
- Completions 41 at Houston (10/7/17)
- Pass Yards 397 at Houston (10/7/17)
- Pass TDs 4, 5x, last at Houston (10/7/17)
- Long Pass 88 at North Texas (9/1/18)
- Completion % 100.0 vs. Navy (9/22/18)
- Rushes 7, 5x, last at Tulsa (11/24/18)
- Rush Yards 54 vs. UCF (11/4/17)
- Rush TDs 1 vs. Arkansas State (9/23/17)
- Long Rush 51 at Uconn (11/10/18)

GAME 7: AUBURN



JORDAN JONES

10

Wide Receiver | 6-1 | 185 | Junior
Smackover, Ark. | Smackover HS

QUICK HITS

- Arkansas 3A State 100-meter dash champion (10.75).
- Played in all 12 games as a sophomore in 2018 - catching a pass in nine.
- Reeled in the top yardage-performance by a Hog last year with 132 in the season opener.
- Recorded his lone TD of the year on a 57-yard pass against EIU in the first game.
- Helped Arkansas extend its streak of 12-straight years with a 100+ yard receiver.

CAREER STATS

	GP/GS	RECEIVING					RUSHING				
		REC	YDS	AVG	TD	LNG	ATT	YDS	AVG	TD	LNG
2017	12/6	21	401	19.1	3	65	8	88	11.0	0	30
2018	12/0	17	191	11.2	1	57	1	9	9.0	0	9
TOTAL	24/6	38	592	15.6	4	65	9	97	10.7	0	30

GAME-BY-GAME STATS

	GP/GS	RUSHING					RECEIVING				
		REC	YDS	AVG	TD	LNG	ATT	YDS	AVG	TD	LNG
PORTLAND ST.	-/-	-	-	-	-	-	-	-	-	-	-
at Ole Miss	-/-	-	-	-	-	-	-	-	-	-	-
COLORADO ST.	-/-	-	-	-	-	-	-	-	-	-	-
SAN JOSE ST.	-/-	-	-	-	-	-	-	-	-	-	-
vs. Texas A&M	-/-	-	-	-	-	-	-	-	-	-	-
at Kentucky	-/-	-	-	-	-	-	-	-	-	-	-
AUBURN											
at Alabama											
MISSISSIPPI ST.											
WESTERN KY.											
at LSU											
MISSOURI											
TOTAL	0/0	0	0	0.0	0	0	0	0	0.0	0	0

SEASON HIGHS

Receptions5 vs. Eastern Illinois (9/1/18)
Receiving Yards132 vs. Eastern Illinois (9/1/18)
Receiving Touchdowns1 vs. Eastern Illinois (9/1/18)
Long Reception57 vs. Eastern Illinois (9/1/18)
Rushes1 vs. Alabama (10/6/18)
Rushing Yards9 vs. Alabama (10/6/18)
Rushing TouchdownsNone
Long Rush9 vs. Alabama (10/6/19)

CAREER HIGHS

Receptions5 vs. Eastern Illinois (9/1/18)
Receiving Yards132 vs. Eastern Illinois (9/1/18)
Receiving Touchdowns1 (4x) last vs. Eastern Illinois (9/1/18)
Long Reception65 vs. Missouri (11/24/17)
Rushes2 vs. Texas A&M (9/23/17)
Rushing Yards50 vs. Texas A&M (9/23/17)
Rushing TouchdownsNone
Long Rush30 vs. Texas A&M (9/23/17)



TREY KNOX

7

Wide Receiver | 6-5 | 205 | Freshman
Murfreesboro, Tenn. | Blackman HS

QUICK HITS

- Loves country music - big Luke Bryan fan.
- Upped his season high with eight catches vs. SJSU (9/21); Second-straight week w/ a TD catch.
- His 49-yard reception at Ole Miss is the largest by an Arkansas true freshman since Hunter Henry (2013).
- Four-star prospect by Rivals, 247Sports & ESPN - 16th in country & No. 4 in Tenn. by Rivals.
- One of four Razorbacks with a receiving TD this year and one of two Arkansas WR with multiple TDs.

CAREER STATS

	GP/GS	RECEIVING					RUSHING				
		REC	YDS	AVG	TD	LNG	ATT	YDS	AVG	TD	LNG
2019	5/5	23	323	14.0	2	49	0	0	0.0	0	0
TOTAL	5/5	23	323	14.0	2	49	0	0	0.0	0	0

GAME-BY-GAME STATS

	GP/GS	RECEIVING					RUSHING				
		REC	YDS	AVG	TD	LNG	ATT	YDS	AVG	TD	LNG
PORTLAND ST.	1/1	1	38	38.0	0	38	0	0	0	0	0
at Ole Miss	1/1	6	88	14.7	0	49	0	0	0	0	0
COLORADO ST.	1/1	6	90	15.0	1	24	0	0	0	0	0
SAN JOSE ST.	1/1	8	83	10.4	1	19	0	0	0	0	0
vs. Texas A&M	-/-	-	-	-	-	-	-	-	-	-	-
at Kentucky	1/1	2	24	12.0	0	18	0	0	0	0	0
AUBURN											
at Alabama											
MISSISSIPPI ST.											
WESTERN KY.											
at LSU											
MISSOURI											
TOTAL	5/5	23	323	14.0	2	49	0	0	0.0	0	0

SEASON HIGHS

Receptions8 vs. San Jose State (9/21/19)
Receiving Yards90 vs. Colorado St. (9/14/19)
Receiving Touchdowns1 (2x) last vs. San Jose State (9/21/19)
Long Reception49 at Ole Miss (9/7/19)

CAREER HIGHS

Receptions8 vs. San Jose State (9/21/19)
Receiving Yards90 vs. Colorado St. (9/14/19)
Receiving Touchdowns1 (2x) last vs. San Jose State (9/21/19)
Long Reception49 at Ole Miss (9/7/19)

IN THE RANKINGS

Category	Stat	SEC	NCAA
Receiving yards per game	64.6	12th	82nd
Receptions per game	4.6	12th	81st
Receiving yards per game (Freshmen only)	64.6	1st	
Receptions per game (Freshmen only)	4.6	1st	
All purpose yards per game (Freshmen only)	64.6	5th	

GAME 7: AUBURN



JONATHAN MARSHALL 42

Defensive Line | 6-3 | 299 | Junior
Shepherd, Texas | Shepherd HS

QUICK HITS

- Strength coach Trumain Carroll on Marshall - "Strongest human I've ever been around."
- Summer max at 650 lbs on squad, 365 lbs clean, 450 lbs bench, 33 inch vertical.
- Cousin Cedric Reed - Buffalo Bills, relative Cedric Hardman 9th pick overall by 49ers in 1970.
- Played in all six games this season, registered first fumble forced of career at Kentucky.
- Has two tackles for losses this year, both coming in conference games.

CAREER STATS

	GP/GS	UA	A	ToT	TFL-YDS	SCK-YDS	FF	FR-YDS	INT-YDS	QBH	BRUP
2017	12/0	2	4	6	0.5-0	0.0-0	0	0-0	0-0	2	0
2018	11/0	4	10	14	0.0-0	0.0-0	0	0-0	0-0	0	0
2019	6/0	5	2	7	2.0-4	0.0-0	1	0-0	0-0	3	0
TOTAL	29/0	11	16	27	3.0-4	0.0-0	1	0-0	0-0	5	0

GAME-BY-GAME STATS

	GP/GS	UA	A	ToT	TFL-YDS	SCK-YDS	FF	FR-YDS	INT-YDS	QBH	BRUP
PORTLAND ST.	1/0	1	0	1	0.0-0	0.0-0	0	0-0	0-0	1	0
at Ole Miss	1/0	2	0	2	1.0-1	0.0-0	0	0-0	0-0	0	0
COLORADO ST.	1/0	1	1	2	0.0-0	0.0-0	0	0-0	0-0	1	0
SAN JOSE ST.	1/0	0	1	1	0.0-0	0.0-0	0	0-0	0-0	1	0
vs. Texas A&M	1/0	0	0	0	0.0-0	0.0-0	0	0-0	0-0	0	0
at Kentucky	1/0	1	0	1	1.0-3	0.0-0	1	0-0	0-0	0	0
AUBURN											
at Alabama											
MISSISSIPPI ST.											
WESTERN KY.											
at LSU											
MISSOURI											
TOTAL	6/0	5	2	7	2.0-4	0.0-0	1	0-0	0-0	3	0

SEASON HIGHS

Tackles 2 (2x) last vs. Colorado State (9/14/19)
 Tackles For Loss 1.0 (2x) last at Kentucky (10/12/19)
 Sacks None
 Interceptions None
 Interception Return Yards None
 QB Hurries 1 (3x) last vs. San Jose State (9/21/19)
 Pass Breakups None
 Forced Fumbles 1 at Kentucky (10/12/19)

CAREER HIGHS

Tackles 3 (2x) last at Mississippi State (11/17/18)
 Tackles For Loss 1.0 (2x) last at Kentucky (10/12/19)
 Sacks None
 Interceptions None
 Interception Return Yards None
 QB Hurries 2 vs. Florida A&M (8/31/17)
 Pass Breakups None
 Forced Fumbles 1 at Kentucky (10/12/19)



JARQUES McCLELLION 4

Defensive Back | 6-0 | 175 | Sophomore
Lake Worth, Fla. | American Heritage School

QUICK HITS

- Changed number from 24 to honor cousin & former Notre Dame RB Greg Bryant.
- Writes poetry to keep his mind right and find a sense of calm.
- Cousin of Brandon Flowers, who played CB for the Kansas City Chiefs & San Diego Chargers.
- Matched career-high five tackles in three of the last four weeks, including 10 solo stops.
- Hauled in his first career interception midway through the 3rd quarter vs. Portland St.

CAREER STATS

	GP/GS	UA	A	ToT	TFL-YDS	SCK-YDS	FF	FR-YDS	INT-YDS	QBH	BRUP
2018	12/9	21	4	25	0.0-0	0.0-0	0	0-0	0-0	0	7
2019	6/6	12	6	18	0.0-0	0.0-0	0	0-0	1-0	0	3
TOTAL	18/15	33	10	43	0.0-0	0.0-0	0	0-0	1-0	0	10

GAME-BY-GAME STATS

	GP/GS	UA	A	ToT	TFL-YDS	SCK-YDS	FF	FR-YDS	INT-YDS	QBH	BRUP
PORTLAND ST.	1/1	1	0	1	0.0-0	0.0-0	0	0-0	1-0	0	0
at Ole Miss	1/1	1	0	1	0.0-0	0.0-0	0	0-0	0-0	0	0
COLORADO ST.	1/1	4	1	5	0.0-0	0.0-0	0	0-0	0-0	0	0
SAN JOSE ST.	1/1	3	2	5	0.0-0	0.0-0	0	0-0	0-0	0	1
vs. Texas A&M	1/1	2	3	5	0.0-0	0.0-0	0	0-0	0-0	0	2
at Kentucky	1/1	1	0	1	0.0-0	0.0-0	0	0-0	0-0	0	0
AUBURN											
at Alabama											
MISSISSIPPI ST.											
WESTERN KY.											
at LSU											
MISSOURI											
TOTAL	6/6	12	6	18	0.0-0	0.0-0	0	0-0	1-0	0	3

SEASON HIGHS

Tackles 5 (3x) last vs. #23 Texas A&M (9/28/19)
 Tackles For Loss None
 Sacks None
 Interceptions 1 vs. Portland St. (8/31/19)
 Interception Return Yards None
 QB Hurries None
 Pass Breakups 2 vs. #23 Texas A&M (9/28/19)
 Forced Fumbles None

CAREER HIGHS

Tackles 5 (4x) last vs. #23 Texas A&M (9/28/19)
 Tackles For Loss None
 Sacks None
 Interceptions 1 vs. Portland St. (8/31/19)
 Interception Return Yards None
 QB Hurries None
 Pass Breakups 2 (2x) last vs. #23 Texas A&M (9/28/19)
 Forced Fumbles None

GAME 7: AUBURN



GRANT MORGAN

31



Linebacker | 5-11 | 229 | Junior
Greenwood HS | Greenwood, Ark.

QUICK HITS

- Younger brother of former Arkansas & NFL wide receiver Drew Morgan.
- Began Arkansas career as walk-on, placed on scholarship Aug. 2018.
- Played in 30-straight games since freshman season in 2017.
- Picked up his second-career sack vs. CSU (9/14) - part of second-straight five-tackle performance.
- Reached a career-best eight tackles in the season-finale vs. Missouri (11/24/17).

CAREER STATS

	GP/GS	UA	A	ToT	TFL-YDS	SCK-YDS	FF	FR-YDS	INT-YDS	QBH	BRUP
2017	12/0	22	16	38	3.5-15	1.0-9	1	0-0	0-0	2	2
2018	12/0	8	16	24	2.5-4	0.0-0	0	0-0	0-0	2	1
2019	6/0	4	15	19	3.0-14	1.0-8	0	0-0	0-0	0	0
TOTAL	30/0	34	47	82	9.0-33	2.0-17	1	0-0	0-0	4	3

GAME-BY-GAME STATS

	GP/GS	UA	A	ToT	TFL-YDS	SCK-YDS	FF	FR-YDS	INT-YDS	QBH	BRUP
PORTLAND ST.	1/0	2	2	4	1.0-4	0.0-0	0	0-0	0-0	0	0
at Ole Miss	1/0	1	4	5	0.0-0	0.0-0	0	0-0	0-0	0	0
COLORADO ST.	1/0	1	3	5	1.5-9	1.0-8	0	0-0	0-0	0	0
SAN JOSE ST.	1/0	0	1	1	0.0-0	0.0-0	0	0-0	0-0	0	0
vs. Texas A&M	1/0	0	1	1	0.5-1	0.0-0	0	0-0	0-0	0	0
at Kentucky	1/0	0	4	4	0.0-0	0.0-0	0	0-0	0-0	0	0
AUBURN											
at Alabama											
MISSISSIPPI ST.											
WESTERN KY.											
at LSU											
MISSOURI											
TOTAL	6/0	4	15	19	3.0-14	1.0-8	0	0-0	0-0	0	0

SEASON HIGHS

Tackles 5 (2x) last vs. Colorado St. (9/14/19)
 Tackles For Loss 1.5 vs. Colorado St. (9/14/19)
 Sacks 1.0 vs. Colorado St. (9/14/19)
 Interceptions None
 Interception Return Yards None
 QB Hurries None
 Pass Breakups None
 Forced Fumbles None
 Fumble Recoveries None

CAREER HIGHS

Tackles 8 vs. Missouri (11/24/17)
 Tackles For Loss 2.0 vs. Mississippi State (11/18/17)
 Sacks 1.0 (3x) last vs. Colorado St. (9/14/19)
 Interceptions None
 Interception Return Yards None
 QB Hurries 1 (3x) last vs. North Texas (9/15/18)
 Pass Breakups 1 (3x) last vs. Eastern Illinois (9/1/18)
 Forced Fumbles 1 vs. Auburn (10/21/17)
 Fumble Recoveries None



TYSON MORRIS

19

Wide Receiver | 6-1 | 200 | Junior
Helena-West Helena, Ark. | Fayetteville HS

QUICK HITS

- Began Arkansas career as walk-on, placed on scholarship in August 2019.
- Father, Isaiah Morris, played basketball at Arkansas from 1990-92 - drafted by Miami Heat.
- One of two Razorbacks with a catch in all six games this season.
- Career game vs. San Jose State - four receptions, 60 yards, long 30 yards, TD.
- Transferred from Central Oklahoma in 2017.

CAREER STATS

	GP/GS	RECEIVING					RUSHING				
		REC	YDS	AVG	TD	LNG	ATT	YDS	AVG	TD	LNG
2018	11/0	4	30	7.5	1	11	0	0	0.0	0	0
2019	6/0	10	129	12.9	1	30	0	0	0.0	0	0
TOTAL	17/0	14	159	11.4	2	30	0	0	0.0	0	0

GAME-BY-GAME STATS

	GP/GS	RECEIVING					RUSHING				
		REC	YDS	AVG	TD	LNG	ATT	YDS	AVG	TD	LNG
PORTLAND ST.	1/0	1	15	15.0	0	15	0	0	0.0	0	0
at Ole Miss	1/0	1	8	8.0	0	8	0	0	0.0	0	0
COLORADO ST.	1/0	1	9	9.0	0	9	0	0	0.0	0	0
SAN JOSE ST.	1/0	4	60	15.0	1	30	0	0	0.0	0	0
vs. Texas A&M	1/0	2	26	13.0	0	16	0	0	0.0	0	0
at Kentucky	1/0	1	11	11.0	0	11	0	0	0.0	0	0
AUBURN											
at Alabama											
MISSISSIPPI ST.											
WESTERN KY.											
at LSU											
MISSOURI											
TOTAL	6/0	10	129	12.9	1	30	0	0	0.0	0	0

SEASON HIGHS

Receptions 4 vs. San Jose State (9/21/19)
 Receiving Yards 60 vs. San Jose State (9/21/19)
 Receiving Touchdowns 1 vs. San Jose State (9/21/19)
 Long Reception 30 vs. San Jose State (9/21/19)

CAREER HIGHS

Receptions 4 vs. San Jose State (9/21/19)
 Receiving Yards 60 vs. San Jose State (9/21/19)
 Receiving Touchdowns 1 (2x) last vs. San Jose State (9/21/19)
 Long Reception 30 vs. San Jose State (9/21/19)

GAME 7: AUBURN



CHEYENNE O'GRADY

85

Tight End | 6-4 | 256 | Senior
Fayetteville, Ark. | Fayetteville HS

QUICK HITS

- Father, the late Larry Marks, played basketball at Arkansas (1987-90).
- Led the team in 2018 in receptions (30) and receiving touchdowns (6), not catching a pass until week five.
- Named Week 5 Mackey Award Player of the Week for career-high eight catches (91 yds) vs. TAMU (9/28).
- It was the most receiving yards by an Arkansas tight end since H. Henry in 2016 Liberty Bowl (92 yds).
- Caught three passes for 74 yards vs. CSU (9/14), including a 62-yard TD catch, his longest reception of career.

CAREER STATS

	GP/GS	RECEIVING				RUSHING					
		REC	YDS	AVG	TD	LNG	ATT	YDS	AVG	TD	LNG
2016	8/0	3	63	21.0	1	28	0	0	0.0	0	0
2017	11/1	21	132	6.3	2	19	0	0	0.0	0	0
2018	10/5	30	400	13.3	6	39	0	0	0.0	0	0
2019	5/4	22	287	13.0	1	62	0	0	0.0	0	0
TOTAL	34/10	76	882	11.6	10	62	0	0	0.0	0	0

GAME-BY-GAME STATS

	GP/GS	RECEIVING				RUSHING					
		REC	YDS	AVG	TD	LNG	ATT	YDS	AVG	TD	LNG
PORTLAND ST.	-/-	-	-	-	-	-	-	-	-	-	-
at Ole Miss	1/1	3	45	15.0	0	25	0	0	0.0	0	0
COLORADO ST.	1/0	3	74	24.7	1	62	0	0	0.0	0	0
SAN JOSE ST.	1/1	4	33	8.3	0	12	0	0	0.0	0	0
vs. Texas A&M	1/1	8	91	11.4	0	27	0	0	0.0	0	0
at Kentucky	1/1	4	44	11.0	0	22	0	0	0.0	0	0
AUBURN											
at Alabama											
MISSISSIPPI ST.											
WESTERN KY.											
at LSU											
MISSOURI											
TOTAL	5/4	22	287	13.0	1	62	0	0	0.0	0	0

SEASON HIGHS

Receptions 8 vs. #23 Texas A&M (9/28/19)
 Receiving Yards 91 vs. #23 Texas A&M (9/28/19)
 Receiving Touchdowns 1 vs. Colorado St. (9/14/19)
 Long Reception 62 vs. Colorado St. (9/14/19)

CAREER HIGHS

Receptions 8 vs. #23 Texas A&M (9/28/19)
 Receiving Yards 91 vs. #23 Texas A&M (9/28/19)
 Receiving Touchdowns 2 (2x) last vs. LSU (11/10/18)
 Long Reception 62 vs. Colorado St. (9/14/19)

IN THE RANKINGS

Category	Stat	SEC	NCAA
Receptions per game (SEC games)	4.4	13th	
Receiving yards per game (SEC games)	57.4	14th	



BUMPER POOL

10

Linebacker | 6-2 | 228 | Sophomore
Lucas, Texas | Lovejoy HS

QUICK HITS

- Father, sister, grandfather, two aunts and two cousins are all graduates of Arkansas.
- Made his 11 career start in Week 7 at Kentucky (10/12).
- Earned his first double-digit tackle game of his career last week at UK (10/12); 10 tackles (5 solo stops).
- Totaled at least 0.5 TFL for the second-straight week; 1.5 at UK (10/12), a career-high.
- 60-yard fumble return last year in Arkansas' longest since Jerry Franklin (94 yards in 2011).

CAREER STATS

	GP/GS	UA	A	ToT	TFL-YDS	SCK-YDS	FF	FR-YDS	INT-YDS	QBH	BRUP
2018	10/4	14	15	29	2.5-4	0.0-0	0	1-60	0-0	1	4
2019	6/6	17	23	40	3.0-5	0.0-0	0	0-0	0-0	1	3
TOTAL	16/10	31	38	69	5.5-9	0.0-0	0	1-60	0-0	2	7

GAME-BY-GAME STATS

	GP/GS	UA	A	ToT	TFL-YDS	SCK-YDS	FF	FR-YDS	INT-YDS	QBH	BRUP
PORTLAND ST.	1/1	2	4	6	0.0-0	0.0-0	0	0-0	0-0	0	1
at Ole Miss	1/1	7	2	9	1.0-2	0.0-0	0	0-0	0-0	0	0
COLORADO ST.	1/1	0	4	4	0.0-0	0.0-0	0	0-0	0-0	0	0
SAN JOSE ST.	1/1	3	4	7	0.0-0	0.0-0	0	0-0	0-0	0	1
vs. Texas A&M	1/1	0	4	4	0.5-0	0.0-0	0	0-0	0-0	1	0
at Kentucky	1/1	5	5	10	1.5-3	0.0-0	0	0-0	0-0	0	1
AUBURN											
at Alabama											
MISSISSIPPI ST.											
WESTERN KY.											
at LSU											
MISSOURI											
TOTAL	6/6	17	23	40	3.0-5	0.0-0	0	0-0	0-0	1	3

SEASON HIGHS

Tackles 10 at Kentucky (10/12/19)
 Tackles For Loss 1.5 at Kentucky (10/12/19)
 Sacks None
 Interceptions None
 Interception Return Yards None
 QB Hurries None
 Pass Breakups 1 (3x) last at Kentucky (10/12/19)
 Forced Fumbles None
 Fumble Recoveries None

CAREER HIGHS

Tackles 10 (2x) last at Kentucky (10/12/19)
 Tackles For Loss 1.5 at Kentucky (10/12/19)
 Sacks None
 Interceptions None
 Interception Return Yards None
 QB Hurries 1 vs. North Texas (9/15/18)
 Pass Breakups 1 (6x) last at Kentucky (10/12/19)
 Forced Fumbles 1 at Colorado State (9/8/18)
 Fumble Recoveries 1 vs. Eastern Illinois (9/1/18)

GAME 7: AUBURN



GABE RICHARDSON

6

Defensive End | 6-3 | 240 | Senior
Decatur, Ga. | Hutchinsco [Kan.] CC

QUICK HITS

- Anchoring defensive end unit that features three freshmen.
- Tied for the team lead with McTelvin Agim in TFL (5.5) and is third in sacks (2.5).
- Started every game this season after starting twice in 2018.
- Has at least one TFL in five of six games this year (T-11th in SEC).
- Transfer from Hutchinson CC - KJCCC All-Conference honoree.

CAREER STATS

	GP/GS	UA	A	ToT	TFL-YDS	SCK-YDS	FF	FR-YDS	INT-YDS	QBH	BRUP
2017	4/0	1	0	1	0.0-0	0.0-0	1	0-0	0-0	0	0
2018	11/2	3	10	13	1.5-3	0.0-0	0	1-0	0-0	2	1
2019	6/6	13	11	24	5.5-32	2.5-20	1	0-0	0-0	0	1
TOTAL	21/8	17	21	38	7.0-35	2.5-20	2	1-0	0-0	2	2

GAME-BY-GAME STATS

	GP/GS	UA	A	ToT	TFL-YDS	SCK-YDS	FF	FR-YDS	INT-YDS	QBH	BRUP
PORTLAND ST.	1/1	0	3	3	1.0-4	0.5-3	0	0-0	0-0	0	0
at Ole Miss	1/1	4	3	7	1.0-7	1.0-7	0	0-0	0-0	0	0
COLORADO ST.	1/1	1	1	2	1.5-12	1.0-10	0	0-0	0-0	0	0
SAN JOSE ST.	1/1	1	1	2	1.0-1	0.0-0	0	0-0	0-0	0	1
vs. Texas A&M	1/1	3	2	5	1.0-8	0.0-0	1	0-0	0-0	0	0
at Kentucky	1/1	4	1	5	0.0-0	0.0-0	0	0-0	0-0	0	0
AUBURN											
at Alabama											
MISSISSIPPI ST.											
WESTERN KY.											
at LSU											
MISSOURI											
TOTAL	6/6	13	11	24	5.5-32	2.5-20	1	0-0	0-0	0	1

SEASON HIGHS

Tackles 7 at Ole Miss (9/7/19)
 Tackles For Loss 1.5 vs. Colorado State (9/14/19)
 Sacks 1.0, twice, vs. Colorado State (9/14/19)
 Interceptions None
 Interception Return Yards None
 QB Hurries None
 Pass Breakups 1 vs. San Jose State (9/21/19)
 Forced Fumbles 1 vs. #23 Texas A&M (9/28/19)
 Fumble Recoveries None

CAREER HIGHS

Tackles 7 at Ole Miss (9/7/19)
 Tackles For Loss 1.5 vs. Colorado State (9/14/19)
 Sacks 1.0, twice, vs. Colorado State (9/14/19)
 Interceptions None
 Interception Return Yards None
 QB Hurries 1, twice, at Colorado State (9/8/18)
 Pass Breakups 1 (2x) last vs. San Jose State (9/21/19)
 Forced Fumbles 1 (2x) last vs. #23 Texas A&M (9/28/19)
 Fumble Recoveries 1 vs. North Texas (9/15/18)

IN THE RANKINGS

Category	Stat	SEC	NCAA
Tackles for loss	5.5	7th	57th
Sacks per game	0.5	9th	104th



T.J. SMITH

52

Defensive Line | 6-3 | 293 | Senior
Moultrie, Ga. | Colquitt County HS

QUICK HITS

- Dropped basketball for football after losing 1-on-1 game to football coach in junior high.
- Recipient of the inaugural Frank Broyles Razorback Award from Coach Morris.
- SEC Community Service Team & SEC Leadership Council representative.
- Played in the last 18 games for the Razorbacks, starting 16 over the last two seasons.
- Had a sack and a forced fumble vs. Texas A&M (9/28); One of five Razorbacks with 2+ sacks.

CAREER STATS

	GP/GS	UA	A	ToT	TFL-YDS	SCK-YDS	FF	FR-YDS	INT-YDS	QBH	BRUP
2016	5/0	1	3	4	1.5-3	0.0-0	0	0-0	0-0	0	0
2017	12/12	10	16	26	4.0-17	2.0-15	1	0-0	0-0	3	0
2018	12/10	10	16	26	3.5-10	1.5-6	0	0-0	0-0	0	0
2019	6/6	3	6	9	3.0-18	2.0-15	1	0-0	0-0	3	0
TOTAL	34/28	24	41	65	12.0-48	5.5-36	2	0-0	0-0	6	0

GAME-BY-GAME STATS

	GP/GS	UA	A	ToT	TFL-YDS	SCK-YDS	FF	FR-YDS	INT-YDS	QBH	BRUP
PORTLAND ST.	1/1	0	1	1	0.0-0	0.0-0	0	0-0	0-0	1	0
at Ole Miss	1/1	0	1	1	0.0-0	0.0-0	0	0-0	0-0	0	0
COLORADO ST.	1/1	1	2	3	1.5-9	1.0-7	0	0-0	0-0	1	0
SAN JOSE ST.	1/1	0	0	0	0.0-0	0.0-0	0	0-0	0-0	1	0
vs. Texas A&M	1/1	1	1	2	1.0-8	1.0-8	1	0-0	0-0	0	0
at Kentucky	1/1	1	1	2	0.5-1	0.0-0	0	0-0	0-0	0	0
AUBURN											
at Alabama											
MISSISSIPPI ST.											
WESTERN KY.											
at LSU											
MISSOURI											
TOTAL	6/6	3	6	9	3.0-18	2.0-15	1	0-0	0-0	3	0

SEASON HIGHS

Tackles 3 vs. Colorado St. (9/14/19)
 Tackles For Loss 1.5 vs. Colorado St. (9/14/19)
 Sacks 1.0 vs. Colorado St. (9/14/19)
 Interceptions None
 Interception Return Yards None
 QB Hurries 1 (3x) last vs. San Jose State (9/21/19)
 Pass Breakups None
 Forced Fumbles 1 vs. #23 Texas A&M (9/28/19)
 Fumble Recoveries None

CAREER HIGHS

Tackles 5 at Ole Miss (10/28/17)
 Tackles For Loss 2.0 at South Carolina (10/7/17)
 Sacks 1.0 (4x) last vs. Colorado St. (9/14/19)
 Interceptions None
 Interception Return Yards None
 QB Hurries 1 (6x) last vs. San Jose State (9/21/19)
 Pass Breakups None
 Forced Fumbles 1 (2x) last vs. #23 Texas A&M (9/28/19)
 Fumble Recoveries None

GAME 7: AUBURN



MATAIO SOLI

11

Defensive Lineman | 6-4 | 239 | Freshman
Douglasville, Ga. | Douglas County HS

QUICK HITS

- Son of All-SEC Razorback & NFL nose guard Junior Soli (1992-95).
- Started each of the last four games, totaling nine tackles, 1.5 TFL and two QBH.
- One of seven freshmen in the SEC with at least one TFL in conference play.
- Four-star prospect by Rivals and 247Sports.
- Racked up 84 total tackles, 64 solo, 29 for loss and 22.5 sacks as a senior in HS.

CAREER STATS

	GP/GS	UA	A	ToT	TFL-YDS	SCK-YDS	FF	FR-YDS	INT-YDS	QBH	BRUP
2019	6/5	7	5	12	1.5-4	0.0-0	0	0-0	0-0	2	0
TOTAL	6/5	7	5	12	1.5-4	0.0-0	0	0-0	0-0	2	0

GAME-BY-GAME STATS

	GP/GS	UA	A	ToT	TFL-YDS	SCK-YDS	FF	FR-YDS	INT-YDS	QBH	BRUP
PORTLAND ST.	1/0	1	0	1	0.0-0	0.0-0	0	0-0	0-0	0	0
at Ole Miss	1/1	2	1	3	0.0-0	0.0-0	0	0-0	0-0	1	0
COLORADO ST.	1/1	0	1	1	0.5-0	0.0-0	0	0-0	0-0	1	0
SAN JOSE ST.	1/1	1	1	2	0.0-0	0.0-0	0	0-0	0-0	0	0
vs. Texas A&M	1/1	2	1	3	1.0-4	0.0-0	0	0-0	0-0	0	0
at Kentucky	1/1	1	1	2	0.0-0	0.0-0	0	0-0	0-0	0	0
AUBURN											
at Alabama											
MISSISSIPPI ST.											
WESTERN KY.											
at LSU											
MISSOURI											
TOTAL	6/5	7	5	12	1.5-4	0.0-0	0	0-0	0-0	2	0

SEASON HIGHS

Tackles	3 (2x) last vs. #23 Texas A&M (9/28/19)
Tackles For Loss	1.0 vs. #23 Texas A&M (9/28/19)
Sacks	None
Interceptions	None
Interception Return Yards	None
QB Hurries	1 (2x) last vs. Colorado St. (9/14/19)
Pass Breakups	None
Forced Fumbles	None
Fumble Recoveries	None

CAREER HIGHS

Tackles	3 (2x) last vs. #23 Texas A&M (9/28/19)
Tackles For Loss	1.0 vs. #23 Texas A&M (9/28/19)
Sacks	None
Interceptions	None
Interception Return Yards	None
QB Hurries	1 (2x) last vs. Colorado St. (9/14/19)
Pass Breakups	None
Forced Fumbles	None
Fumble Recoveries	None



NICK STARKEL

17

Quarterback | 6-3 | 214 | Junior
Argyle, Texas | Texas A&M



QUICK HITS

- Transferred to Arkansas from Texas A&M - two years of eligibility remain.
- Previously wore a Justin Bieber t-shirt under uniform - ripped & threw away after loss.
- Made his first start as a Razorback vs. CSU (9/14), totaling 305 yards and three TDs.
- It was the first 300+ yard performance by a Razorback since Austin Allen in 2017 (313 vs. Missouri).
- Topped his season high with 356 yards passing vs. SJSU (9/21); Most by an Arkansas QB since 2016 (Austin Allen).

CAREER STATS

	GP/GS	PASSING						RUSHING					
		COMP	ATT	PCT	YDS	TD	INT	LNG	ATT	YDS	AVG	TD	LNG
2017	7/5	123	205	60.0	1,793	14	6	70	12	-42	-3.5	1	3
2018	5/0	15	22	68.1	169	1	0	25	1	-6	-6.0	0	0
2019	6/4	88	150	58.7	1,060	7	7	62	6	-16	-2.7	0	8
TOTAL	18/9	226	377	60.0	3,022	22	13	70	19	-64	-3.4	1	8

GAME-BY-GAME STATS

	GP/GS	PASSING						RUSHING					
		COMP	ATT	PCT	YDS	TD	INT	LNG	ATT	YDS	AVG	TD	LNG
PORTLAND ST.	1/0	4	5	80.0	48	0	1	38	0	0	0.0	0	0
at Ole Miss	1/0	17	24	70.8	201	1	0	45	1	-9	-9.0	0	-9
COLORADO ST.	1/1	20	35	57.1	305	3	0	62	1	-4	-4.0	0	-4
SAN JOSE ST.	1/1	28	50	56.0	356	3	5	62	2	8	4.0	0	8
vs. Texas A&M	1/1	12	17	70.6	109	0	1	27	1	-2	-2.0	0	-2
at Kentucky	1/1	7	19	36.8	41	0	0	15	1	-9	-9.0	0	-9
AUBURN													
at Alabama													
MISSISSIPPI ST.													
WESTERN KY.													
at LSU													
MISSOURI													
TOTAL	6/4	88	150	58.7	1,060	7	7	62	6	-16	-2.7	0	8

SEASON HIGHS

Pass Attempts	50 vs. San Jose State (9/21/19)
Completions	28 vs. San Jose State (9/21/19)
Pass Yards	356 vs. San Jose State (9/21/19)
Pass TDs	3 (2x) last vs. San Jose State (9/21/19)
Long Pass	62 (2x) last vs. San Jose State (9/21/19)
Completion %	80.0 vs. Portland St. (8/31/19)
Rushes	2 vs. San Jose State (9/21/19)
Rush Yards	8 vs. San Jose State (9/21/19)
Rush TDs	None
Long Rush	8 vs. San Jose State (9/21/19)

CAREER HIGHS

Pass Attempts	63 vs. Wake Forest (12/29/17)
Completions	42 vs. Wake Forest (12/29/17)
Pass Yards	499 vs. Wake Forest (12/29/17)
Pass TDs	4 (2x) last vs. Wake Forest (12/29/17)
Long Pass	70 vs. Mississippi State (10/28/17)
Completion %	100.0 vs. Louisiana-Monroe (9/15/18)
Rushes	3 at LSU (10/25/17)
Rush Yards	8 vs. San Jose State (9/21/19)
Rush TDs	1 at Ole Miss (11/25/17)
Long Rush	8 vs. San Jose State (9/21/19)

IN THE RANKINGS

Category	Stat	SEC	NCAA
Total offense yards	1,044	11th	98th
Passing yards	1,060	9th	81st

GAME 7: AUBURN



DEON STEWART

13



Wide Receiver | 5-11 | 161 | Senior
Hardy, Ark. | Highland HS

NEWS

Will miss the 2019 season after tearing ACL in preseason camp.

QUICK HITS

- Played in all 12 games for the Razorbacks in 2018, starting eight at wide receiver.
- Ranked fourth on the team in receptions with 22.
- Has at least one catch in 19 of the last 20 games, including 13 multi-catch games.
- Recorded multiple catches in seven of the last 11 SEC contests.
- Last year's primary punt return specialist, with nine going for 91 yards.

CAREER STATS

	RECEIVING					RUSHING					LNG
	GP/GS	REC	YDS	AVG	TD	LNG	ATT	YDS	AVG	TD	
2016	12/0	2	34	17.0	0	19	2	9	4.5	0	5
2017	12/6	33	404	12.2	3	38	8	10	1.2	0	8
2018	12/8	22	178	8.1	0	37	2	0	0.0	0	7
TOTAL	34/14	57	616	10.8	3	38	10	22	2.2	0	7

2018 GAME-BY-GAME STATS

	RECEIVING					RUSHING					LNG
	GP/GS	REC	YDS	AVG	TD	LNG	ATT	YDS	AVG	TD	
EASTERN ILLINOIS	1/0	1	0	0.0	0	0	0	0	0.0	0	0
at Colorado State	1/0	1	10	10.0	0	10	0	0	0.0	0	0
NORTH TEXAS	1/0	2	12	6.0	0	8	0	0	0.0	0	0
at Auburn	1/0	1	32	32.0	0	32	0	0	0.0	0	0
vs. Texas A&M	1/1	1	6	6.0	0	6	0	0	0.0	0	0
ALABAMA	1/1	2	53	21.5	0	37	0	0	0.0	0	0
OLE MISS	1/1	2	5	2.5	0	5	0	0	0.0	0	0
TULSA	1/1	0	0	0.0	0	0	0	0	0.0	0	0
VANDERBILT	1/1	2	23	11.5	0	17	0	0	0.0	0	0
LSU	1/1	2	11	5.5	0	9	1	-7.0	-7.0	0	0
at Mississippi State	1/1	6	13	2.1	0	8	1	7	7.0	0	7
at Missouri	1/1	2	12	6.0	0	0	0	0	0.0	0	0
TOTAL	12/8	22	178	8.1	0	37	2	0	0.0	0	7

SEASON HIGHS

Receptions	6 at Missouri (11/17/18)
Receiving Yards	53 vs. Alabama (10/6/18)
Receiving Touchdowns	None
Long Reception	37 vs. Alabama (10/6/18)
Rushes	None
Rushing Yards	None
Rushing Touchdowns	None
Long Rush	None
Punt Returns	2 vs. Tulsa (10/20/18)
Long Punt Return	45 at Colorado State (9/8/18)
Kick Returns	1 (2x) last at Auburn (9/22/18)
Kick Return Yards	20 at Auburn (9/22/18)
Kick Return Touchdowns	None

CAREER HIGHS

Receptions	6 (3x) last at Missouri (11/17/18)
Receiving Yards	71 vs. New Mexico State (9/30/17)
Receiving Touchdowns	1 (3x), last at Ole Miss (10/28/17)
Long Reception	38 vs. New Mexico State (9/30/17)
Rushes	2 vs. Auburn (10/21/17)
Rushing Yards	5 vs. Virginia Tech (12/29/16)
Rushing Touchdowns	None
Punt Returns	2 vs. Tulsa (10/20/18)
Long Rush	5 vs. Virginia Tech (12/29/16)
Long Punt Return	45 at Colorado State (9/8/18)
Kick Returns	7 vs. LSU (11/12/16)
Kick Return Yards	119 at Missouri (11/25/16)
Kick Return Touchdowns	None



De'VION WARREN

1

Wide Receiver | 5-10 | 188 | Junior
Monroe, La. | Ouachita Parish HS

QUICK HITS

- Played in nine games for the Razorbacks in 2018 as a sophomore.
- Hauled in a career-long reception vs. SJSU (9/21), going 15 yards for his only catch in the game.
- Took a kick back 78 yards in the fourth quarter against Alabama (10/6/18).
- Became the first Razorback since 2014 to return a kickoff for a TD - 2017 vs. No. 21 Auburn.
- 100-yard kickoff return was the longest for a score since Felix Jones' 100-yard TD in 2006.

CAREER STATS

	RECEIVING					RUSHING					KICK RETURN				
	GP/GS	REC	YDS	AVG	TD	LNG	ATT	YDS	AVG	TD	LNG	RET	YDS	TD	LNG
2017	12/0	1	5	5.0	0	5	2	10	5.0	0	6	29	765	1	100
2018	9/0	3	14	4.7	1	0	2	-3	-1.5	0	10	14	399	0	78
2019	5/0	3	20	6.7	0	15	5	51	10.2	0	37	9	205	0	37
TOTAL	24/0	7	39	5.6	1	15	9	58	6.4	0	37	52	1,369	1	100

GAME-BY-GAME STATS

	RECEIVING					RUSHING					KICK RETURN				
	GP/GS	REC	YDS	AVG	TD	LNG	ATT	YDS	AVG	TD	LNG	RET	YDS	TD	LNG
PORTLAND ST.	1/0	0	0	0.0	0	0	3	37	12.3	0	37	1	16	0	16
at Ole Miss	1/0	1	1	1.0	0	1	1	12	12.0	0	12	3	72	0	37
COLORADO ST.	1/0	1	4	4.0	0	4	1	2	2.0	0	2	1	36	0	36
SAN JOSE ST.	1/0	1	15	15.0	0	15	0	0	0.0	0	0	2	43	0	23
vs. Texas A&M	-/-	-	-	-	-	-	-	-	-	-	-	-	-	-	-
at Kentucky	1/0	0	0	0.0	0	0	0	0	0.0	0	0	2	38	0	23
AUBURN															
at Alabama															
MISSISSIPPI ST.															
WESTERN KY.															
at LSU															
MISSOURI															
TOTAL	5/0	3	20	6.7	0	15	5	51	10.2	0	37	9	205	0	37

SEASON HIGHS

Receptions	1 (3x) last vs. San Jose State (9/21/19)
Receiving Yards	15 vs. San Jose State (9/21/19)
Receiving Touchdowns	None
Long Reception	15 vs. San Jose State (9/21/19)
Rushes	3 vs. Portland St. (8/31/19)
Rushing Yards	37 vs. Portland St. (8/31/19)
Rushing Touchdowns	None
Long Rush	37 vs. Portland St. (8/31/19)
Punt Returns	None
Long Punt Return	None
Kickoff Returns	3 at Ole Miss (9/7/19)
Kickoff Return Yards	72 at Ole Miss (9/7/19)
Kickoff Return Touchdowns	None

CAREER HIGHS

Receptions	2 at Colorado State (9/8/18)
Receiving Yards	17 vs. Alabama (10/6/18)
Receiving Touchdowns	1 vs. Alabama (10/6/18)
Long Reception	17 vs. Alabama (10/6/18)
Rushes	3 vs. Portland St. (8/31/19)
Rushing Yards	37 vs. Portland St. (8/31/19)
Rushing Touchdowns	None
Long Rush	37 vs. Portland St. (8/31/19)
Punt Returns	None
Long Punt Return	None
Kickoff Returns	5 (2x), last vs. Coastal Carolina (11/4/17)
Kickoff Return Yards	141 at Ole Miss (10/28/17)
Kickoff Return Touchdowns	1 vs. Auburn (10/21/17)

IN THE RANKINGS

Category	Stat	SEC	NCAA
Kick return yards per game	22.8	4th	40th

GAME 7: AUBURN



DEVWAH WHALEY

21

Running Back | 5-11 | 212 | Senior
Beaumont, Texas | Central HS

QUICK HITS

- Father = middle distance runner, mother = sprinter at BYU, Devwah = triple jumper in HS.
- Played in seven games for the Razorbacks in 2018, starting each of the first four.
- Finished as the team's second leading rusher with 368 yards on 82 carries, scoring twice.
- Scored his third TD of season vs. Texas A&M (9/28), 15th of career - 11-yard run in 3rd qtr.
- Named a preseason Doak Walker Award watch list member.

CAREER STATS

	GP/GS	RUSHING					RECEIVING				
		ATT	YDS	AVG	TD	LNG	REC	YDS	AVG	TD	LNG
2016	13/0	110	602	5.4	3	75	6	139	23.2	0	43
2017	12/11	127	559	4.4	7	33	8	56	7.0	1	20
2018	7/4	82	368	4.5	2	26	8	87	10.9	0	43
2019	6/0	44	190	4.3	3	25	9	84	9.3	0	22
TOTAL	38/15	363	1,728	4.8	16	75	31	366	11.8	1	43

GAME-BY-GAME STATS

	GP/GS	RUSHING					RECEIVING				
		ATT	YDS	AVG	TD	LNG	REC	YDS	AVG	TD	LNG
PORTLAND ST.	1/0	9	21	2.3	1	11	0	0	0.0	0	0
at Ole Miss	1/0	2	2	1.0	0	2	2	23	11.5	0	14
COLORADO ST.	1/0	9	81	9.0	1	25	0	0	0.0	0	0
SAN JOSE ST.	1/0	12	32	2.7	0	16	4	40	10.0	0	22
vs. Texas A&M	1/0	3	12	4.0	1	11	3	21	7.0	0	16
at Kentucky	1/0	9	42	4.7	0	21	0	0	0.0	0	0
AUBURN											
at Alabama											
MISSISSIPPI ST.											
WESTERN KY.											
at LSU											
MISSOURI											
TOTAL	6/0	44	190	4.3	3	25	9	84	9.3	0	22

SEASON HIGHS

Rushes	12 vs. San Jose State (9/21/19)
Rushing Yards	81 vs. Colorado St. (9/14/19)
Rushing TDs	1 (3x) vs. #23 Texas A&M (9/28/19)
Long Rush	25 vs. Colorado St. (9/14/19)
100-Yard Games	None
Receptions	4 vs. San Jose State (9/21/19)
Receiving Yards	40 vs. San Jose State (9/21/19)
Receiving TDs	None
Long Reception	22 vs. San Jose State (9/21/19)

CAREER HIGHS

Rushes	26 at Colorado State (9/8/18)
Rushing Yards	165 at Colorado State (9/8/18)
Rushing TDs	1 (16x) last vs. #23 Texas A&M (9/28/19)
Long Rush	75 vs. Alcorn State (10/1/16)
100-Yard Games	4, last at Colorado State (9/8/18)
Receptions	4 vs. San Jose State (9/21/19)
Receiving Yards	69 vs. Florida (11/5/16)
Receiving TDs	1 at Ole Miss (10/28/17)
Long Reception	43 (2x) last at Missouri (11/23/18)



MIKE WOODS

8

Wide Receiver | 6-1 | 203 | Sophomore
Magnolia, Texas | Magnolia HS

QUICK HITS

- First signee for HC Chad Morris - committed to SMU when Morris & staff were in Dallas.
- Enjoys hiking Lake Fayetteville & Devil's Den in Northwest Arkansas.
- Led all Arkansas receivers for second-straight week - 62 yards and 1 TD vs. Texas A&M (9/28).
- Turned in his first career 100-yard receiving game, totaling 115 yards (1 TD) on four catches against SJSU (9/21).
- Is the first Razorback with a 100-yard receiving game since Jordan Jones vs. EIU (9/1/18).

CAREER STATS

	GP/GS	RUSHING					RECEIVING				
		ATT	YDS	AVG	TD	LNG	REC	YDS	AVG	TD	LNG
2018	10/7	0	0	0.0	0	0	18	206	11.4	1	29
2019	6/6	0	0	0.0	0	0	24	319	13.3	2	62
TOTAL	16/13	0	0	0.0	0	0	43	525	12.2	3	62

GAME-BY-GAME STATS

	GP/GS	RUSHING					RECEIVING				
		ATT	YDS	AVG	TD	LNG	REC	YDS	AVG	TD	LNG
PORTLAND ST.	1/1	0	0	0.0	0	0	5	30	6.0	0	15
at Ole Miss	1/1	0	0	0.0	0	0	6	84	14.0	0	45
COLORADO ST.	1/1	0	0	0.0	0	0	3	10	3.3	0	6
SAN JOSE ST.	1/1	0	0	0.0	0	0	4	115	28.8	1	62
vs. Texas A&M	1/1	0	0	0.0	0	0	4	62	15.5	1	22
at Kentucky	1/1	0	0	0.0	0	0	3	18	6.0	0	15
AUBURN											
at Alabama											
MISSISSIPPI ST.											
WESTERN KY.											
at LSU											
MISSOURI											
TOTAL	6/6	0	0	0.0	0	0	24	319	13.3	2	62

SEASON HIGHS

Rushes	None
Rushing Yards	None
Rushing TDs	None
Long Rush	None
100-Yard Games	1, last vs. San Jose State (9/21/19)
Receptions	6 at Ole Miss (9/7/19)
Receiving Yards	115 vs. San Jose State (9/21/19)
Receiving TDs	1 (2x) last vs. #23 Texas A&M (9/28/19)
Long Reception	62 vs. San Jose State (9/21/19)

CAREER HIGHS

Rushes	None
Rushing Yards	None
Rushing TDs	None
Long Rush	None
100-Yard Games	1, last vs. San Jose State (9/21/19)
Receptions	6 (2x) last at Ole Miss (9/7/19)
Receiving Yards	115 vs. San Jose State (9/21/19)
Receiving TDs	1 (3x) last vs. #23 Texas A&M (9/28/19)
Long Reception	62 vs. San Jose State (9/21/19)

GAME 1 ||| PORTLAND STATE

Portland State (0-1)13
 Arkansas (1-0)20

August 31, 2019 | Fayetteville, Ark.
 Donald W. Reynolds Razorback Stadium | Time: 3 p.m. | Attendance: 61,055
 TV: SEC Network > Dave Neal (PBP), DJ Shockley (Analyst) & Dawn Davenport (Sideline)

SCORING SUMMARY

	1st	2nd	3rd	4th	Final
Portland State	3	3	0	7	13
Arkansas	10	0	7	3	20

QTR. TEAM SCORING PLAY

1st PSU C. Williams 50 yd field goal 6-42 1:51
 ARK C. Limpert 34 yd field goal 9-54 3:29
 ARK D. Whaley 1 yd run (C. Limpert kick) 10-64 4:15
 2nd PSU C. Williams 47 yd field goal 11-45 4:09
 3rd ARK R. Boyd 2 yd run (C. Limpert kick) 12-67 4:57
 4th ARK C. Limpert 25 yd field goal 12-63 5:09
 PSU C. Taumoepeau 32 yd pass from J. Eason (C. Williams) 14-75 6:30

TEAM STATISTICS

	PORTLAND STATE	ARKANSAS
FIRST DOWNS	16	26
RUSHES-YARDS (NET)	28-75	42-204
PASSING YDS (NET)	155	191
Passes Att-Comp-Int	33-16-3	35-18-1
TOTAL OFFENSE PLAYS-YARDS	61-230	77-395
Fumble Returns-Yards	0-0	0-0
Punt Returns-Yards	1-0	2-16
Kickoff Returns-Yards	0-0	1-16
Interception Returns-Yards	1-17	3-49
Punts (Number-Avg)	5-39.8	5-35.6
Fumbles-Lost	0-0	1-0
Penalties-Yards	10-85	7-70
Possession Time	26:22	33:38
Third-Down Conversions	2 of 13	5 of 15
Fourth-Down Conversions	3 of 3	2 of 2
Red-Zone Scores-Chances	0-0	4-6
Sacks By: Number-Yards	1-4	6-29



SS KAMREN CURL led a solid defensive effort in the season opener coming up with his first career interception along with a pair of sacks as the Razorbacks intercepted three passes and recorded six sacks.

PORTLAND STATE

RUSHING	Att.	Gain	Lost	Net	TD	Long	Avg.
HOFFMAN,Sirgeo	4	28	0	28	0	20	7.0
ALEXANDER,Davis	14	56	29	27	0	22	1.9
DAIGBE,Emmanuel	1	11	0	11	0	11	11.0
EASON,Jalani	5	10	4	6	0	5	1.2
HOLTZ,Evyn	2	2	0	2	0	1	1.0
MARTIN,Carlos	2	3	2	1	0	3	0.5

PASSING	Comp.	Att.	Yds	TD	Int	Long	Sack
ALEXANDER,Davis	10-21-2	81	0	16	6		
EASON,Jalani	6-11-1	74	1	32	0		
TEAM	0-1-0	0	0	0	0		

RECEIVING	No.	Yds	TD	Long
Alexander Hollins	9	127	3	43
DAIGBE,Emmanuel	5	43	0	15
Charlie TAUMOEPEAU	4	56	1	32
HOFFMAN,Sirgeo	4	35	0	15
KOETTER,Davis	1	16	0	16
Mataio TALALEMOTU	1	5	0	5
MARTIN,Carlos	1	0	0	0

PUNTING	No.	Yds	Avg.	Long	I20	TB
VERNON,Seth	5	199	39.8	46	0	1

FIELD GOALS	Made	Att.	Long	Kicks
Cody Williams	2	2	50	50, 47

ARKANSAS

RUSHING	Att.	Gain	Lost	Net	TD	Long	Avg.
Rakeem Boyd	18	116	2	114	1	25	6.3
De'Vion Warren	3	37	0	37	0	17	12.3
Chase Hayden	9	28	0	28	0	6	3.1
Devwah Whaley	9	26	5	21	1	11	2.3
Ben Hicks	2	10	4	6	0	10	3.0
Team	1	0	2	-2	0	0	-2.0

PASSING	Comp.	Att.	Yds	TD	Int	Long	Sack
Ben Hicks	14-29-0	143	0	20	1		
Nick Starkel	4-5-1	48	0	38	0		
Team	0-1-0	0	0	0	0		

RECEIVING	No.	Yds	TD	Long
Mike Woods	5	30	0	15
Treyton Burks	3	52	0	20
Rakeem Boyd	3	22	0	13
Grayson Gunter	3	16	0	9
Trey Knox	1	38	0	38
Tyson Morris	1	15	0	15
Chase Harrell	1	14	0	14
Chase Hayden	1	4	0	4

PUNTING	No.	Yds	Avg.	Long	I20	TB
Sam Loy	4	142	35.5	40	2	2
Reid Bauer	1	36	36.0	36	0	0

FIELD GOALS	Made	Att.	Long	Kicks
Connor Limpert	2	2	34	34, 25

GAME 2 ||| at OLE MISS

Arkansas (1-1, 0-1) 17
 Ole Miss (1-1, 1-0) 31

September 7, 2019 | Oxford, Miss.
 Vaught-Hemingway Stadium | Time: 6:30 p.m. | Attendance: 47,915
 TV: SEC Network > Tom Hart (PBP), Jordan Rodgers (Analyst) & Cole Cubelic (Sideline)

SCORING SUMMARY

	1st	2nd	3rd	4th	Final
Arkansas	0	3	0	14	17
Ole Miss	7	3	7	14	31

QTR. TEAM SCORING PLAY

1st	OM	E. Moore 2 yd pass from M. Corral (L. Logan kick), 13-85 4:35
2nd	AR	C. Limpert 36 yd field goal, 7-36 3:11
	OM	L. Logan 33 yd field goal, 7-31 3:06
3rd	OM	S. Phillips 1 yd run (L. Logan kick), 8-71 2:59
4th	AR	K. Curl 69 yd fumble recovery (C. Limpert kick)
	OM	E. Moore 46 yd pass from M. Corral (L. Logan kick), 5-74 2:17
	OM	S. Phillips 26 yd run (L. Logan kick), 5-66 3:05
	AR	K. Jackson 6 yd pass from N. Starkel (C. Limpert kick), 7-81 2:06

TEAM STATISTICS

	ARKANSAS	OLE MISS
FIRST DOWNS	18	23
RUSHES-YARDS (NET)	26-61	53-237
PASSING YDS (NET)	300	246
Passes Att-Comp-Int.	41-25-0	24-16-0
TOTAL OFFENSE PLAYS-YARDS	67-361	77-483
Fumble Returns-Yards	2-69	0-0
Punt Returns-Yards	2-28	0-0
Kickoff Returns-Yards	5-76	1-25
Interception Returns-Yards	0-0	0-0
Punts (Number-Avg)	6-35.7	4-49.5
Fumbles-Lost	1-1	2-2
Penalties-Yards	7-55	5-60
Possession Time	27:32	32:28
Third-Down Conversions	5 of 15	8 of 15
Fourth-Down Conversions	0 of 2	0 of 2
Red-Zone Scores-Chances	2-3	3-3
Sacks By: Number-Yards	1-7	3-21



QB NICK STARKEL came off the bench to pass for 201 yards in the second half on 17-of-24 passing with a touchdown late in the fourth quarter at Ole Miss.

ARKANSAS

RUSHING	Att.	Gain	Lost	Net	TD	Long	Avg.
Rakeem Boyd	17	71	4	67	0	10	3.9
De'Vion Warren	1	12	0	12	0	12	12.0
Devwah Whaley	2	2	0	2	0	2	1.0
Ben Hicks	4	7	12	-5	0	6	-1.2
Chase Hayden	1	0	6	-6	0	0	-6.0
Nick Starkel	1	0	9	-9	0	0	-9.0

PASSING	Comp.	Att.	Yds	TD	Int	Long	Sack
Nick Starkel	17	24	0	201	1	45	1
Ben Hicks	7	16	0	98	0	49	2
Rakeem Boyd	1	1	0	1	0	1	0

RECEIVING	No.	Yds	TD	Long
Trey Knox	6	88	0	49
Mike Woods	6	84	0	45
Cheyenne O'Grady	3	45	0	25
Treyton Burks	2	28	0	22
Devwah Whaley	2	23	0	14
Koilan Jackson	2	19	1	13
Rakeem Boyd	1	8	0	8
Tyson Morris	1	8	0	8
De'Vion Warren	1	1	0	1
Chase Hayden	1	-4	0	0

PUNTING	No.	Yds	Avg.	Long	I20	TB
Sam Loy	6	214	35.7	51	2	0

FIELD GOALS	Made	Att.	Long	Kicks
Connor Limpert	1	2	36	34, 43x

OLE MISS

RUSHING	Att.	Gain	Lost	Net	TD	Long	Avg.
S. Phillips	26	145	2	143	2	26	5.5
Matt Corral	10	60	14	46	0	23	4.6
Snoop Conner	8	42	0	42	0	25	5.2
Jerrion Ealy	4	8	1	7	0	4	1.8
Isaiah Woullard	1	3	0	3	0	3	3.0
O. Cooley	1	1	0	1	0	5	1.0
Elijah Moore	1	0	2	-2	0	0	-2.0
TEAM	2	0	3	-3	0	0	-1.5

PASSING	Comp.	Att.	Yds	TD	Int	Long	Sack
Matt Corral	16	24	0	246	2	46	1

RECEIVING	No.	Yds	TD	Long
Elijah Moore	7	130	2	46
Jerrion Ealy	3	35	0	26
D. Drummond	2	38	0	26
O. Cooley	2	28	0	18
Jason Pellerin	2	15	0	13

PUNTING	No.	Yds	Avg.	Long	I20	TB
Mac Brown	4	198	49.5	52	2	0

FIELD GOALS	Made	Att.	Long	Kicks
Luke Logan	1	1	33	33

GAME 3 ||| COLORADO STATE

Colorado State (1-2)..... 34
 Arkansas (2-1, 0-1) 55

September 14, 2019 | Fayetteville, Ark.
 Donald W. Reynolds Razorback Stadium | Time: 3 p.m. | Attendance:
 TV: SEC Network > Dave Neal (PBP), DJ Shockley (Analyst) & Dawn Davenport (Sideline)

SCORING SUMMARY

	1st	2nd	3rd	4th	Final
Colorado State	14	10	10	0	34
Arkansas	24	3	7	21	55

QTR. TEAM SCORING PLAY

1st CSU M. Kinsey Jr. 75 yd run (C. Camper kick), 2-75 0:18
 AR T. Knox 24 yd pass from N. Starkel (C. Limpert kick), 5-75 1:42
 AR C. Harrell 14 yd pass from N. Starkel (C. Limpert kick), 11-82 3:34
 AR R. Boyd 59 yd run (C. Limpert kick), 2-75 0:20
 CSU W. Jackson 14 yd pass from C. Hill (C. Camper kick), 5-75 2:32
 AR C. Limpert 54 yd field goal, 6-28 2:25
 2nd AR C. Limpert 22 yd field goal, 9-34 3:13
 CSU C. Hill 1 yd run (C. Camper kick), 5-40 1:55
 CSU C. Camper 46 yd field goal, 10-52 2:37
 3rd AR R. Boyd 4 yd run (C. Limpert kick), 8-75 1:53
 CSU C. Camper 21 yd field goal, 15-72 7:22
 CSU D. Wright 75 yd pass from P. O'Brien (C. Camper kick), 3-72 1:44
 4th AR D. Whaley 5 yd run (C. Limpert kick), 9-68 2:43
 AR C. O'Grady 62 yd pass from N. Starkel (C. Limpert kick), 4-74 2:10
 AR L. Bishop 25 yd fumble recovery (C. Limpert kick)

TEAM STATISTICS

	COLORADO STATE	ARKANSAS
FIRST DOWNS	18	23
RUSHES-YARDS (NET)	38-220	35-215
PASSING YDS (NET)	205	305
Passes Att-Comp-Int	33-20-0	35-20-0
TOTAL OFFENSE PLAYS-YARDS	71-425	70-520
Fumble Returns-Yards	0-0	1-25
Punt Returns-Yards	0-0	3-9
Kickoff Returns-Yards	2-48	1-36
Interception Returns-Yards	0-0	0-0
Punts (Number-Avg)	6-47.5	4-44.0
Fumbles-Lost	2-2	1-1
Penalties-Yards	4-51	5-49
Possession Time	33:56	26:04
Third-Down Conversions	4 of 14	6 of 12
Fourth-Down Conversions	0 of 0	0 of 0
Red-Zone Scores-Chances	3-3	4-4
Sacks By: Number-Yards	1-4	3-25



RB RAKEEM BOYD ran for a career-best 122 yards on 20 carries in the win over Colorado State and became the first Razorback to run for two TDs since 2017.

COLORADO STATE

RUSHING	Att.	Gain	Lost	Net	TD	Long	Avg.
M. Kinsey Jr.	20	185	5	180	1	75	9.0
M. McElroy	6	48	0	48	0	34	8.0
D. Wright	2	5	0	5	0	4	2.5
J. Thomas	2	2	0	2	0	2	1.0
C. Hill	2	1	8	-7	1	1	-3.5
P. O'Brien	6	11	19	-8	0	4	-1.3

PASSING	Comp.	Att.	Yds	TD	Int	Long	Sack
C. Hill	13	23	99	1	0	19	1
P. O'Brien	7	10	106	1	0	75	2

RECEIVING	No.	Yds	TD	Long
D. Wright	4	97	1	75
W. Jackson	4	53	1	19
Tr. McBride	3	22	0	10
M. Kinsey Jr.	3	3	0	7
C. Butler	2	8	0	7
A. Prentice	2	7	0	5
E.J. Scott	1	8	0	8
M. McElroy	1	7	0	7

PUNTING	No.	Yds	Avg.	Long	I20	TB
R. Stonehouse	6	285	47.5	56	1	0

FIELD GOALS	Made	Att.	Long	Kicks
C. Camper	2	3	46	46, 21, 50x

ARKANSAS

RUSHING	Att.	Gain	Lost	Net	TD	Long	Avg.
Rakeem Boyd	20	127	5	122	2	59	6.1
Devwah Whaley	9	81	0	81	1	25	9.0
Chase Hayden	2	17	0	17	0	15	8.5
De'Vion Warren	1	2	0	2	0	2	2.0
Team	2	0	3	-3	0	0	-1.5
Nick Starkel	1	0	4	-4	0	0	-4.0

PASSING	Comp.	Att.	Yds	TD	Int	Long	Sack
Nick Starkel	20	35	305	0	3	62	1

RECEIVING	No.	Yds	TD	Long
Trey Knox	6	90	1	24
Treyton Burks	4	92	0	38
Cheyenne O'Grady	3	74	1	62
Chase Hayden	2	12	0	6
Mike Woods	2	10	0	6
Chase Harrell	1	14	1	14
Tyson Morris	1	9	0	9
De'Vion Warren	1	4	0	4

PUNTING	No.	Yds	Avg.	Long	I20	TB
Sam Loy	4	176	44.0	56	0	1

FIELD GOALS	Made	Att.	Long	Kicks
Connor Limpert	2	2	54	54, 22

GAME 4 ||| SAN JOSE STATE

San Jose State (2-1)..... 31
 Arkansas (2-2, 0-1)..... 24

September 21, 2019 | Fayetteville, Ark.
 Donald W. Reynolds Razorback Stadium | Time: 3 p.m. | Attendance: 56,058
 TV: SEC Network > Dave Neal (PBP), DJ Shockley (Analyst) & Dawn Davenport (Sideline)

SCORING SUMMARY

	1st	2nd	3rd	4th	Final
San Jose State	7	17	0	7	34
Arkansas	7	0	3	14	21

QTR. TEAM SCORING PLAY

1st SJSU J. Blackwell 3 yd pass from J. Love (M. Mercurio kick), 7-75 2:16
 AR M. Woods 62 yd pass from N. Starkel (C. Limpert kick), 4-72 1:18
 2nd SJSU N. Nash 15 yd run (M. Mercurio kick), 2-28 0:27
 SJSU M. Mercurio 47 yd field goal, 7-47 2:12
 SJSU I. Holiness 26 yd pass from J. Love (M. Mercurio kick), 9-79 3:48
 3rd AR C. Limpert 48 yd field goal, 6-26 2:00
 4th AR T. Morris 30 yd pass from N. Starkel (C. Limpert kick), 9-80 3:09
 AR T. Knox 8 yd pass from N. Starkel (C. Limpert kick), 7-80 2:55
 SJSU D. Packer 19 yd run (M. Mercurio kick), 5-75 1:43

TEAM STATISTICS

	SAN JOSE STATE	ARKANSAS
FIRST DOWNS	27	26
RUSHES-YARDS (NET)	24-101	32-131
PASSING YDS (NET)	402	356
Passes Att-Comp-Int	49-32-1	50-28-5
TOTAL OFFENSE PLAYS-YARDS	73-503	82-487
Fumble Returns-Yards	0-0	0-0
Punt Returns-Yards	0-0	0-0
Kickoff Returns-Yards	0-0	3-61
Interception Returns-Yards	5-77	1-7
Punts (Number-Avg)	5-41.6	3-41.0
Fumbles-Lost	2-0	0-0
Penalties-Yards	9-85	6-62
Possession Time	30:54	29:06
Third-Down Conversions	4 of 12	6 of 15
Fourth-Down Conversions	0 of 1	1 of 3
Red-Zone Scores-Chances	3-4	1-3
Sacks By: Number-Yards	0-0	1-9



WR MIKE WOODS caught four passes for a career-best 115 yards, including a career-best 62-yard touchdown grab in the first quarter.

SAN JOSE STATE

RUSHING	Att.	Gain	Lost	Net	TD	Long	Avg.
Dejon Packer	8	40	0	40	1	19	5.0
Tyler Nevens	6	34	0	34	0	23	5.7
Nick Nash	4	30	4	26	1	15	6.5
Isaiah Hamilton	1	13	0	13	0	13	13.0
Isaiah Holiness	1	2	0	2	0	2	2.0
Team	3	0	5	-5	0	0	-1.7
Josh Love	1	0	9	-9	0	0	-9.0

PASSING	Comp.	Att.	Yds	TD	Int	Long	Sack
Josh Love	32	49	402	2	1	50	1

RECEIVING	No.	Yds	TD	Long
Tre Walker	12	161	0	20
Isaiah Hamilton	5	46	0	17
Isaiah Holiness	4	64	1	32
Jaqu Blackwell	4	49	1	24
Derrick Deese	3	22	0	14
Bailey Gaither	1	50	0	50
Andre Crump Jr	1	5	0	5
Brett Foley	1	3	0	3
Bill Humphreys	1	2	0	2

PUNTING	No.	Yds	Avg.	Long	I20	TB
Alex Galland	5	208	41.6	46	0	3

FIELD GOALS	Made	Att.	Long	Kicks
Matt Mercurio	1	2	47	46x, 47

ARKANSAS

RUSHING	Att.	Gain	Lost	Net	TD	Long	Avg.
Rakeem Boyd	18	95	4	91	0	18	5.1
Devwah Whaley	12	39	7	32	0	16	2.7
Nick Starkel	2	8	0	8	0	8	4.0

PASSING	Comp.	Att.	Yds	TD	Int	Long	Sack
Nick Starkel	28	50	356	3	5	62	0

RECEIVING	No.	Yds	TD	Long
Trey Knox	8	83	1	19
Mike Woods	4	115	1	62
Tyson Morris	4	60	1	30
Devwah Whaley	4	40	0	22
Cheyenne O'Grady	4	33	0	12
Rakeem Boyd	3	10	0	8
De'Vion Warren	1	15	0	15

PUNTING	No.	Yds	Avg.	Long	I20	TB
Sam Loy	3	123	41.0	50	1	0

FIELD GOALS	Made	Att.	Long	Kicks
Connor Limpert	1	1	48	48

GAME 5 ||| vs. TEXAS A&M

Texas A&M (3-2, 1-1) 31
 Arkansas (2-3, 0-2) 27

September 28, 2019 | Arlington, Texas

AT&T Stadium | Time: 11 a.m. | Attendance: 51,441

TV: ESPN > Mark Jones (PBP), Dusty Dvoracek (Analyst) & Olivia Dekker (Sideline)

SCORING SUMMARY

	1st	2nd	3rd	4th	Final
Texas A&M	7	14	0	10	31
Arkansas	0	17	7	3	27

QTR. TEAM SCORING PLAY

1st TAMU A. Smith 9 yd pass from K. Mond (S. Small kick), 7-63 3:51
 2nd AR C. Limpert 46 yd field goal, 10-47 3:41
 TAMU I. Spiller 4 yd run (S. Small kick), 11-75 4:27
 AR D. Harris 6 yd fumble recovery (C. Limpert kick)
 AR M. Woods 13 yd pass from B. Hicks (C. Limpert kick), 4-41 1:21
 TAMU Q. Davis 22 yd pass from K. Mond (S. Small kick), 11-75 1:47
 3rd AR D. Whaley 11 yd run (C. Limpert kick), 8-84 2:37
 4th TAMU Q. Davis 3 yd pass from K. Mond (S. Small kick), 7-34 4:30
 AR C. Limpert 40 yd field goal, 11-53 3:35
 TAMU S. Small 50 yd field goal, 11-43 4:54

TEAM STATISTICS

	TEXAS A&M	ARKANSAS
FIRST DOWNS	24	26
RUSHES-YARDS (NET)	33-89	26-98
PASSING YDS (NET)	251	297
Passes Att-Comp-Int.	35-23-1	44-27-1
TOTAL OFFENSE PLAYS-YARDS	68-340	70-395
Fumble Returns-Yards	0-0	1-6
Punt Returns-Yards	1-9	2-35
Kickoff Returns-Yards	1-31	0-0
Interception Returns-Yards	1-18	1-12
Punts (Number-Avg)	4-49.5	3-38.7
Fumbles-Lost	3-1	0-0
Penalties-Yards	6-55	8-48
Possession Time	32:37	27:23
Third-Down Conversions	5 of 10	5 of 13
Fourth-Down Conversions	0 of 0	1 of 2
Red-Zone Scores-Chances	3-4	2-4
Sacks By: Number-Yards	2-17	4-26



TE CHEYENNE O'GRADY posted career-bests with eight catches and 91 yards against Texas A&M at AT&T Stadium. The senior led all pass catchers in the game in receptions and yards.

TEXAS A&M

RUSHING	Att.	Gain	Lost	Net	TD	Long	Avg.
Jacob Kibodi	9	40	2	38	0	14	4.2
Kellen Mond	14	67	34	33	0	18	2.4
Quartney Davis	2	19	0	19	0	18	9.5
Isaiah Spiller	7	12	12	0	1	5	0.0
Team	1	0	1	-1	0	0	-1.0

PASSING	Comp.	Att.	Yds	TD	Int	Long	Sack
Kellen Mond	23	35	251	3	1	30	4

RECEIVING	No.	Yds	TD	Long
Jhamon Ausbon	7	82	0	17
Quartney Davis	7	62	2	22
Ainias Smith	5	80	1	30
Isaiah Spiller	2	17	0	12
Jacob Kibodi	1	9	0	9
Camron Buckley	1	1	0	1

PUNTING	No.	Yds	Avg.	Long	I20	TB
Braden Mann	4	198	49.5	59	3	0

FIELD GOALS	Made	Att.	Long	Kicks
Seth Small	1	1	50	50

ARKANSAS

RUSHING	Att.	Gain	Lost	Net	TD	Long	Avg.
Rakeem Boyd	18	91	2	89	0	24	4.9
Devwah Whaley	3	15	3	12	1	11	4.0
Ben Hicks	3	17	17	0	0	17	0.0
Team	1	0	1	-1	0	0	-1.0
Nick Starkel	1	0	2	-2	0	0	-2.0

PASSING	Comp.	Att.	Yds	TD	Int	Long	Sack
Ben Hicks	15	27	188	1	0	31	2
Nick Starkel	12	17	109	0	1	27	0

RECEIVING	No.	Yds	TD	Long
Cheyenne O'Grady	8	91	0	27
Mike Woods	4	62	1	22
Treyton Burks	4	58	0	31
Devwah Whaley	3	21	0	16
Tyson Morris	2	26	0	16
Rakeem Boyd	2	10	0	7
TJ Hammonds	2	8	0	7
Koilan Jackson	1	19	0	19
TQ Jackson	1	2	0	24

PUNTING	No.	Yds	Avg.	Long	I20	TB
Sam Loy	3	116	38.7	45	0	0

FIELD GOALS	Made	Att.	Long	Kicks
Connor Limpert	2	3	46	51x, 46, 40

GAME 6 ||| at KENTUCKY

Arkansas (2-4, 0-3)20
 Kentucky (3-3, 1-3)..... 24

October 12, 2019 | Lexington, Ky.

Kroger Field | Time: 6:30 p.m. | Attendance: 57,060

TV: SEC Network > Tom Hart (PBP), Jordan Rodgers (Analyst) & Cole Cubelic (Sideline)

SCORING SUMMARY

	1st	2nd	3rd	4th	Final
Arkansas	7	6	0	7	20
Kentucky	0	7	10	7	24

QTR. TEAM SCORING PLAY

1st	AR	R. Boyd 74 yd run (C. Limpert kick), 2-75 0:42
2nd	AR	C. Limpert 28 yd field goal, 8-22 1:50
	AR	C. Limpert 44 yd field goal, 10-45 3:58
	UK	L. Bowden 3 yd run (M. Ruffolo kick), 10-75 4:53
3rd	UK	M. Ruffolo 50 yd field goal, 13-45 5:52
	UK	C. Thomas 10 yd pass from L. Bowden (M. Ruffolo kick), 6-48 3:16
4th	AR	R. Boyd 2 yd run (C. Limpert kick), 3-29 0:52
	UK	L. Bowden 24 yd run (M. Ruffolo kick), 6-75 3:42

TEAM STATISTICS

	ARKANSAS	KENTUCKY
FIRST DOWNS	16	21
RUSHES-YARDS (NET)	30-183	54-330
PASSING YDS (NET)	122	88
Passes Att-Comp-Int	27-12-0	12-8-0
TOTAL OFFENSE PLAYS-YARDS	57-305	66-418
Fumble Returns-Yards	0-0	0-0
Punt Returns-Yards	1-26	3-18
Kickoff Returns-Yards	2-38	2-48
Interception Returns-Yards	0-0	0-0
Punts (Number-Avg)	4-44.2	3-44.3
Fumbles-Lost	1-0	2-1
Penalties-Yards	5-39	7-44
Possession Time	22:49	37:11
Third-Down Conversions	6 of 13	7 of 14
Fourth-Down Conversions	0 of 1	0 of 1
Red-Zone Scores-Chances	2-3	3-4
Sacks By: Number-Yards	1-7	3-18



RB RAKEEM BOYD ran for a career-high 134 yards at Kentucky. The junior took the second play from scrimmage 74 yards for a TD, the longest run of his Arkansas career.

ARKANSAS

RUSHING	Att.	Gain	Lost	Net	TD	Long	Avg.
Rakeem Boyd	15	137	3	134	2	74	8.9
Devwah Whaley	9	44	2	42	0	21	4.7
Treyton Burks	1	11	0	11	0	11	11.0
Ben Hicks	4	15	10	5	0	13	1.2
Nick Starkel	1	0	9	-9	0	0	-9.0

PASSING	Comp.	Att.	Yds	TD	Int	Long	Sack
Nick Starkel	7	19	41	0	0	15	1
Ben Hicks	5	8	81	0	0	22	2

RECEIVING	No.	Yds	TD	Long
Cheyenne O'Grady	4	44	0	22
Mike Woods	3	18	0	15
Treyton Burks	2	25	0	15
Trey Knox	2	24	0	18
Tyson Morris	1	11	0	11

PUNTING	No.	Yds	Avg.	Long	I20	TB
Sam Loy	4	177	44.2	50	2	0

FIELD GOALS	Made	Att.	Long	Kicks
Connor Limpert	2	2	44	28,44

KENTUCKY

RUSHING	Att.	Gain	Lost	Net	TD	Long	Avg.
Lynn Bowden	24	205	9	196	2	51	8.2
Asim Rose	16	93	3	90	0	27	5.6
Kavosiey Smoke	11	49	4	45	0	25	4.1
Akeem Hayes	1	2	0	2	0	2	2.0
Team	2	0	3	-3	0	0	-1.5

PASSING	Comp.	Att.	Yds	TD	Int	Long	Sack
Lynn Bowden	7	11	78	1	0	31	1
Asim Rose	1	1	10	0	0	10	0

RECEIVING	No.	Yds	TD	Long
Justin Rigg	2	43	0	31
Josh Ali	2	13	0	10
Clevan Thomas	2	10	1	10
Allen Dailey	1	14	0	14
Bryce Oliver	1	8	0	8

PUNTING	No.	Yds	Avg.	Long	I20	TB
Max Duffy	3	133	44.3	54	2	0

FIELD GOALS	Made	Att.	Long	Kicks
Matt Ruffolo	1	2	50	47x,50

GAME 7: AUBURN

TEAM STATISTICS

Team Statistics	AR	OPP
SCORING	163	164
Points Per Game	27.2	27.3
Points Off Turnovers	34	14
FIRST DOWNS	135	129
Rushing	43	54
Passing	77	61
Penalty	15	14
RUSHING YARDAGE	892	1052
Yards gained rushing	1008	1227
Yards lost rushing	116	175
Rushing Attempts	191	230
Average Per Rush	4.7	4.6
Average Per Game	148.7	175.3
TDs Rushing	8	9
PASSING YARDAGE	1571	1347
Comp-Att-Int	130-232-7	115-186-5
Average Per Pass	6.8	7.2
Average Per Catch	12.1	11.7
Average Per Game	261.8	224.5
TDs Passing	8	11
TOTAL OFFENSE	2463	2399
Total Plays	423	416
Average Per Play	5.8	5.8
Average Per Game	410.5	399.8
KICK RETURNS: #-Yards	12-227	6-152
PUNT RETURNS: #-Yards	10-114	5-27
INT RETURNS: #-Yards	5-54	7-112
KICK RETURN AVERAGE	18.9	25.3
PUNT RETURN AVERAGE	11.4	5.4
INT RETURN AVERAGE	10.8	16.0
FUMBLES-LOST	5-2	11-6
PENALTIES-Yards	38-323	41-380
Average Per Game	53.8	63.3
PUNTS-Yards	25-984	27-1221
Average Per Punt	39.4	45.2
Net punt average	35.9	38.0
KICKOFFS-Yards	34-2028	34-1823
Average Per Kick	59.6	53.6
Net kick average	39.7	39.6
TIME OF POSSESSION/Game	27:45	32:15
3RD-DOWN Conversions	33/83	30/78
3rd-Down Pct	40%	38%
4TH-DOWN Conversions	4/10	3/7
4th-Down Pct	40%	43%
SACKS BY-Yards	16-103	10-64
MISC YARDS	0	0
TOUCHDOWNS SCORED	19	20
FIELD GOALS-ATTEMPTS	10-12	8-11
ON-SIDE KICKS	0-1	0-0
RED-ZONE SCORES	(15-23) 65%	(15-18) 83%
RED-ZONE TOUCHDOWNS	(10-23) 43%	(12-18) 67%
PAT-ATTEMPTS	(19-19) 100%	(20-20) 100%
ATTENDANCE	172696	104975
Games/Avg Per Game	3/57565	2/52488
Neutral Site Games		1/51441

Score by Quarters	1st	2nd	3rd	4th	OT	Total
Arkansas	48	29	24	62	0	163
Opponents	38	54	27	45	0	164

GAME-BY-GAME LEADERS

Opponent	Rushes	Rush Yards	Catches	Receiving Yards	Tackles	Tackles-For-Loss	Sacks
Portland State	18, Rakeem Boyd	114, Rakeem Boyd	5, Mike Woods	52, Treyton Burks	6, Agim, Pool	2.0, Agim, Curl	2.0, Agim, Curl
at Ole Miss	17, Rakeem Boyd	67, Rakeem Boyd	6, Woods, Knox	88, Trey Knox	9, Bumper Pool	1.0, Four Players	1.0, G. Richardson
Colorado State	20, Rakeem Boyd	122, Rakeem Boyd	6, Trey Knox	92, Treyton Burks	12, DeJon Harris	1.5, Four Players	1.0, Three Players
San Jose State	18, Rakeem Boyd	91, Rakeem Boyd	8, Trey Knox	115, Mike Woods	8, LaDarrius Bishop	2.0, Jamario Bell	1.0, Jamario Bell
vs. Texas A&M	18, Rakeem Boyd	89, Rakeem Boyd	8, C. O'Grady	91, C. O'Grady	12, Kamren Curl	2.0, Jamario Bell	2.0, Jamario Bell
at Kentucky	15, Rakeem Boyd	134, Rakeem Boyd	4, C. O'Grady	44, C. O'Grady	11, Joe Foucha	1.5, B. Pool, M. Agim	1.0, McTelvin Agim
Auburn							
at Alabama							
Mississippi State							
WKU							
at LSU							
Missouri							

GAME 7: AUBURN

ARKANSAS OFFENSE GAME-BY-GAME STATISTICS

Date	Opponent	Rushing				Receiving				Passing				Kick Returns			Punt Returns				tot off			
		no.	yds	td	lg	no.	yds	td	lg	cmp	att	int	yds	td	lg	no.	yds	td	lg	no.		yds	td	lg
Aug 31	PORTLAND STATE	42	204	2	25	18	191	0	38	18	35	1	191	0	38	1	16	0	16	2	16	0	11	395
Sep 07	at Ole Miss	26	61	0	12	25	300	1	49	25	41	0	300	1	49	5	76	0	37	2	28	0	15	361
Sep 14	COLORADO ST.	35	215	3	59	20	305	3	62	20	35	0	305	3	62	1	36	0	36	3	9	0	7	520
Sep 21	SAN JOSE STATE	32	131	0	18	28	356	3	62	28	50	5	356	3	62	3	61	0	23	0	0	0	0	487
Sep 28	vs Texas A&M	26	98	1	24	27	297	1	31	27	44	1	297	1	31	0	0	0	0	2	35	0	32	395
Oct 12	at Kentucky	30	183	2	74	12	122	0	22	12	27	0	122	0	22	2	38	0	23	1	26	0	26	305
Arkansas		191	892	8	74	130	1571	8	62	130	232	7	1571	8	62	12	227	0	37	10	114	0	32	2463
		230	1052	9	75	115	1347	11	75	115	186	5	1347	11	75	6	152	0	32	5	27	0	18	2399

Games: 6 • Avg/rush: 4.7 • Avg/catch: 12.1 • Pass effic: 118.26 • KR avg: 18.9 • PR avg: 11.4 • All purpose avg/game: 476.3 • Total offense avg/gm: 410.5

ARKANSAS DEFENSE GAME-BY-GAME STATISTICS

Date	Opponent	Tackles				Sacks		Fumble		Pass Defense			blkd		PAT Attempts			off		
		ua	a	total	tfl-yds	no	yds	ff	fr-yds	int-yds	qbh	brup	blkd	kick	kick	rush	rcv	saf	t/o	pts
Aug 31	PORTLAND STATE	24	24	48	8.0-35	6.0-29	0	0-0	3-49	6	6	0	0	2-2	0	0	0	0	7	20
Sep 07	at Ole Miss	49	24	73	4.0-12	1.0-7	1	2-69	0-0	1	2	0	0	2-2	0	0	0	0	7	17
Sep 14	COLORADO ST.	35	40	75	8.0-36	3.0-25	2	2-25	0-0	5	4	0	0	7-7	0	0	0	10	55	
Sep 21	SAN JOSE STATE	35	28	63	3.0-14	1.0-9	2	0-0	1-7	5	8	0	0	3-3	0	0	0	0	24	
Sep 28	vs Texas A&M	35	32	67	8.0-41	4.0-26	2	1-6	1-12	1	2	0	0	3-3	0	0	0	0	7	27
Oct 12	at Kentucky	46	28	74	7.0-17	1.0-7	1	1-0	0-0	0	1	0	0	2-2	0	0	0	0	3	20
Arkansas		224	176	400	38.0-155	16.0-103	8	6-100	5-54	18	23	0	0	19-19	0	0	0	34	163	
		225	170	395	35.0-134	10.0-64	3	2-0	7-112	24	39	0	0	20-20	0	0	0	0	14	164

ARKANSAS SPECIAL TEAMS GAME-BY-GAME STATISTICS

Date	Opponent	Punting			Field Goals					Kickoffs								
		no.	yds	avg	long	blkd	tb	fc	50+	i20	md-att	long	blkd	no.	yds	avg	tb	ob
Aug 31	PORTLAND STATE	5	178	35.6	40	0	2	1	0	2	2-2	34	0	5	225	45.0	1	0
Sep 07	at Ole Miss	6	214	35.7	51	0	0	6	1	2	1-2	36	0	3	194	64.7	2	0
Sep 14	COLORADO ST.	4	176	44.0	56	0	1	3	1	0	2-2	54	0	10	572	57.2	5	0
Sep 21	SAN JOSE STATE	3	123	41.0	50	0	0	2	1	1	1-1	48	0	5	325	65.0	5	0
Sep 28	vs Texas A&M	3	116	38.7	45	0	0	1	0	0	2-3	46	0	6	389	64.8	5	0
Oct 12	at Kentucky	4	177	44.2	50	0	0	0	1	2	2-2	44	0	5	323	64.6	3	0
Arkansas		25	984	39.4	56	0	3	13	4	7	10-12	54	0	34	2028	59.6	21	0
		27	1221	45.2	59	0	4	7	8	8	8-11	50	0	34	1823	53.6	10	1

ARKANSAS RED ZONE GAME-BY-GAME STATISTICS

Date	Opponent	Score	Times	Times	Total	Rush	Pass	FGs	Failed to score inside RZ						
			In RZ	Scored	Pts	TDs	TDs	TDs	Made	FGA	Down	Int	Fumb	Half	Game
Aug 31, 2019	PORTLAND STATE	W 20-13	6	4	20	2	2	0	2	0	0	1	0	1	0
Sep 07, 2019	at Ole Miss	L 17-31	3	2	10	1	0	1	1	0	1	0	0	0	0
Sep 14, 2019	COLORADO ST.	W 55-34	4	4	24	3	2	1	1	0	0	0	0	0	0
Sep 21, 2019	SAN JOSE STATE	L 24-31	3	1	7	1	0	1	0	0	1	1	0	0	0
Sep 28, 2019	vs Texas A&M	L 27-31	4	2	14	2	1	1	0	0	1	1	0	0	0
Oct 12, 2019	at Kentucky	L 20-24	3	2	10	1	1	0	1	0	1	0	0	0	0
	Totals		23	15	85	10	6	4	5	0	4	3	0	1	0
	15 of 23 (65.2%)														

GAME 7: AUBURN

OPPONENT OFFENSE GAME-BY-GAME STATISTICS

Date	Opponent	Rushing				Receiving				Passing				Kick Returns				Punt Returns				tot off
		no.	yds	td	lg	no.	yds	td	lg	cmp-att-int	yds	td	lg	no.	yds	td	lg	no.	yds	td	lg	
Aug 31	PORTLAND STATE	28	75	0	22	16	155	1	32	16-33-3	155	1	32	0	0	0	0	1	0	0	0	230
Sep 07	at Ole Miss	53	237	2	26	16	246	2	46	16-24-0	246	2	46	1	25	0	25	0	0	0	0	483
Sep 14	COLORADO ST.	38	220	2	75	20	205	2	75	20-33-0	205	2	75	2	48	0	32	0	0	0	0	425
Sep 21	SAN JOSE STATE	24	101	2	23	32	402	2	50	32-49-1	402	2	50	0	0	0	0	0	0	0	0	503
Sep 28	vs Texas A&M	33	89	1	18	23	251	3	30	23-35-1	251	3	30	1	31	0	31	1	9	0	9	340
Oct 12	at Kentucky	54	330	2	51	8	88	1	31	8-12-0	88	1	31	2	48	0	26	3	18	0	18	418
Opponents		230	1052	9	75	115	1347	11	75	115-186-5	1347	11	75	6	152	0	32	5	27	0	18	2399
		191	892	8	74	130	1571	8	62	130-232-7	1571	8	62	12	227	0	37	10	114	0	32	2463

Games: 6 • Avg/rush: 4.6 • Avg/catch: 11.7 • Pass effic: 136.80 • KR avg: 25.3 • PR avg: 5.4 • All purpose avg/game: 448.3 • Total offense avg/gm: 399.8

OPPONENT DEFENSE GAME-BY-GAME STATISTICS

Date	Opponent	Tackles				Sacks no-yds	Fumble		Pass Defense			blkd kick	PAT Attempts			off			
		ua	a	total	tfl-yds		ff	fr-yds	int-yds	qbh	brup		kick	rush	rcv	saf	t/o	pts	
Aug 31	PORTLAND STATE	41	34	75	5.0-12	1.0-4	1	0-0	1-17	3	4	0	1-1	0	0	0	0	0	13
Sep 07	at Ole Miss	37	36	73	10.0-54	3.0-21	0	1-0	0-0	7	6	0	4-4	0	0	0	0	0	31
Sep 14	COLORADO ST.	38	20	58	3.0-9	1.0-4	1	1-0	0-0	2	8	0	4-4	0	0	0	0	7	34
Sep 21	SAN JOSE STATE	41	36	77	4.0-11	0.0-0	0	0-0	5-77	5	6	0	4-4	0	0	0	0	7	31
Sep 28	vs Texas A&M	32	32	64	6.0-24	2.0-17	0	0-0	1-18	3	8	0	4-4	0	0	0	0	0	31
Oct 12	at Kentucky	36	12	48	7.0-24	3.0-18	1	0-0	0-0	4	7	0	3-3	0	0	0	0	0	24
Opponents		225	170	395	35.0-134	10.0-64	3	2-0	7-112	24	39	0	20-20	0	0	0	0	14	164
		224	176	400	38.0-155	16.0-103	8	6-100	5-54	18	23	0	19-19	0	0	0	0	34	163

OPPONENT SPECIAL TEAMS GAME-BY-GAME STATISTICS

Date	Opponent	Punting										Field Goals			Kickoffs				
		no.	yds	avg	long	blkd	tb	fc	50+	i20	md-att	long	blkd	no.	yds	avg	tb	ob	
Aug 31	PORTLAND STATE	5	199	39.8	46	0	1	1	0	0	2-2	50	0	4	170	42.5	0	1	
Sep 07	at Ole Miss	4	198	49.5	52	0	0	1	2	2	1-1	33	0	6	325	54.2	0	0	
Sep 14	COLORADO ST.	6	285	47.5	56	0	0	2	2	1	2-3	46	0	7	325	46.4	1	0	
Sep 21	SAN JOSE STATE	5	208	41.6	46	0	3	0	0	0	1-2	47	0	6	291	48.5	0	0	
Sep 28	vs Texas A&M	4	198	49.5	59	0	0	1	3	3	1-1	50	0	6	390	65.0	6	0	
Oct 12	at Kentucky	3	133	44.3	54	0	0	2	1	2	1-2	50	0	5	322	64.4	3	0	
Opponents		27	1221	45.2	59	0	4	7	8	8	8-11	50	0	34	1823	53.6	10	1	
		25	984	39.4	56	0	3	13	4	7	10-12	54	0	34	2028	59.6	21	0	

OPPONENT RED ZONE GAME-BY-GAME STATISTICS

Date	Opponent	Score	Times In RZ	Times Scored	Total Pts	Rush TDs	Pass TDs	FGs Made	Failed to score inside RZ							
									FGA	Down	Int	Fumb	Half	Game		
Aug 31, 2019	PORTLAND STATE	W 20-13	0	0	0	0	0	0	0	0	0	0	0	0	0	0
Sep 07, 2019	at Ole Miss	L 17-31	3	3	17	2	1	1	1	0	0	0	0	0	0	0
Sep 14, 2019	COLORADO ST.	W 55-34	3	3	17	2	1	1	1	0	0	0	0	0	0	0
Sep 21, 2019	SAN JOSE STATE	L 24-31	4	3	21	3	2	1	0	0	1	0	0	0	0	0
Sep 28, 2019	vs Texas A&M	L 27-31	4	3	21	3	1	2	0	0	0	1	0	0	0	0
Oct 12, 2019	at Kentucky	L 20-24	4	3	17	2	1	1	1	0	0	0	0	0	1	0
Totals			18	15	93	12	6	6	3	0	1	1	0	1	0	0
			15 of 18 (83.3%)													

GAME 7: AUBURN

TEAM COMPARISON GAME-BY-GAME STATISTICS

Opponent	Score	First Downs				Pen	Rushing Number-Yards	Passing		Total Offense Plays-Yards	Return Yards	Turn- Overs
		Total	Rush	Pass	Comp-Att-Int			Yards				
PORTLAND STATE	20 - 13	26 / 16	12 / 5	11 / 7	3 / 4	42-204 / 28-75	18-35-1 / 16-33-3	191 / 155	77-395 / 61-230	81 / 17	1 / 3	
Ole Miss	17 - 31	18 / 23	5 / 11	12 / 10	1 / 2	26-61 / 53-237	25-41-0 / 16-24-0	300 / 246	67-361 / 77-483	173 / 25	1 / 2	
COLORADO ST.	55 - 34	23 / 18	8 / 10	13 / 6	2 / 2	35-215 / 38-220	20-35-0 / 20-33-0	305 / 205	70-520 / 71-425	70 / 48	1 / 2	
SAN JOSE STATE	24 - 31	26 / 27	7 / 5	16 / 19	3 / 3	32-131 / 24-101	28-50-5 / 32-49-1	356 / 402	82-487 / 73-503	54 / 77	5 / 1	
Texas A&M	27 - 31	26 / 24	5 / 8	18 / 14	3 / 2	26-98 / 33-89	27-44-1 / 23-35-1	297 / 251	70-395 / 68-340	53 / 58	1 / 2	
Kentucky	20 - 24	16 / 21	6 / 15	7 / 5	3 / 1	30-183 / 54-330	12-27-0 / 8-12-0	122 / 88	57-305 / 66-418	64 / 66	0 / 1	
Totals	163 - 164	135 / 129	43 / 54	77 / 61	15 / 14	191-892 / 230-1052	130-232-7 / 115-186-5	1571 / 1347	423-2463 / 416-2399	495 / 291	9 / 11	

Opponent	3rd Down		4th Down		Time of Possession	TOP Margin	Avg Yds/Rush	Avg Yds/Pass	Avg Yds/Play	Punting Number-Avg	Penalties Number-Yards	Sacks
	Conversions	Conversions	Conversions	Conversions								
PORTLAND STATE	5-15 / 2-13	2-2 / 3-3	33:38 / 26:22	7:16	4.9 / 2.7	5.5 / 4.7	5.1 / 3.8	5-35.6 / 5-39.8	7-70 / 10-85	6 / 1		
Ole Miss	5-15 / 8-15	0-2 / 0-2	27:32 / 32:28	-4:56	2.3 / 4.5	7.3 / 10.2	5.4 / 6.3	6-35.7 / 4-49.5	7-55 / 5-60	1 / 3		
COLORADO ST.	6-12 / 4-14	0-0 / 0-0	26:04 / 33:56	-7:52	6.1 / 5.8	8.7 / 6.2	7.4 / 6.0	4-44.0 / 6-47.5	5-49 / 4-51	3 / 1		
SAN JOSE STATE	6-15 / 4-12	1-3 / 0-1	29:06 / 30:54	-1:48	4.1 / 4.2	7.1 / 8.2	5.9 / 6.9	3-41.0 / 5-41.6	6-62 / 9-85	1 / 0		
Texas A&M	5-13 / 5-10	1-2 / 0-0	27:23 / 32:37	-5:14	3.8 / 2.7	6.8 / 7.2	5.6 / 5.0	3-38.7 / 4-49.5	8-48 / 6-55	4 / 2		
Kentucky	6-13 / 7-14	0-1 / 0-1	22:49 / 37:11	-14:22	6.1 / 6.1	4.5 / 7.3	5.4 / 6.3	4-44.2 / 3-44.3	5-39 / 7-44	1 / 3		
Totals	33-83 / 30-78	4-10 / 3-7	166:32 / 193:28	-26:56	4.7 / 4.6	6.8 / 7.2	5.8 / 5.8	25-39.4 / 27-45.2	38-323 / 41-380	16 / 10		

Note: Game totals are displayed in the format TEAM/OPPONENT for each category

ARKANSAS INDIVIDUAL STATISTICS

Rushing	gp-gs	att	gain	loss	net	avg	td	lg	avg/g
Rakeem Boyd	6-6	106	637	20	617	5.8	5	74	102.8
Devwah Whaley	6-0	44	207	17	190	4.3	3	25	31.7
De'Vion Warren	5-0	5	51	0	51	10.2	0	17	10.2
Chase Hayden	4-0	12	45	6	39	3.2	0	15	9.8
Treyton Burks	5-4	1	11	0	11	11.0	0	11	2.2
Ben Hicks	4-2	13	49	43	6	0.5	0	17	1.5
Team	4-0	4	0	6	-6	-1.5	0	0	-1.5
Nick Starkel	6-4	6	8	24	-16	-2.7	0	8	-2.7
Total	6	191	1008	116	892	4.7	8	74	148.7
Opponents	6	230	1227	175	1052	4.6	9	75	175.3

Passing	gp-gs	effc	comp-att-int	pct	yds	td	lg	avg/g
Nick Starkel	6-4	124.09	88-150-7	58.7	1060	7	62	176.7
Ben Hicks	4-2	108.93	41-80-0	51.2	510	1	49	127.5
Team	4-0	0.00	0-1-0	0.0	0	0	0	0.0
Rakeem Boyd	6-6	108.40	1-1-0	100.0	1	0	1	0.2

Receiving	gp-gs	no.	yds	avg	td	lg	avg/g
Mike Woods	6-6	24	319	13.3	2	62	53.2
Trey Knox	5-5	23	323	14.0	2	49	64.6
Cheyenne O'Grady	5-4	22	287	13.0	1	62	57.4
Treyton Burks	5-4	15	255	17.0	0	38	51.0
Tyson Morris	6-0	10	129	12.9	1	30	21.5
Devwah Whaley	6-0	9	84	9.3	0	22	14.0
Rakeem Boyd	6-6	9	50	5.6	0	13	8.3
Chase Hayden	4-0	4	12	3.0	0	6	3.0
Koilan Jackson	6-1	3	38	12.7	1	19	6.3
De'Vion Warren	5-0	3	20	6.7	0	15	4.0
Grayson Gunter	6-3	3	16	5.3	0	9	2.7
Chase Harrell	6-1	2	28	14.0	1	14	4.7
TJ Hammonds	1-0	2	8	4.0	0	7	8.0
TQ Jackson	3-0	1	2	2.0	0	2	0.7
Total	6	130	1571	12.1	8	62	261.8
Opponents	6	115	1347	11.7	11	75	224.5

GAME-BY-GAME OFFENSIVE LINE SNAPS

Player	Total	PSU	MISS	CSU	SJSU	TAMU	UK	AUB	ALA	MSU	WKU	LSU	MIZZ
Ty Clary	441	79	69	71	85	76	61						
Dalton Wagner	414	79	69	56	73	76	61						
Ricky Stromberg	354	5	69	58	85	76	61						
Myron Cunningham	341	79	69	47	85	0	61						
Austin Capps	329	67	0	52	73	76	61						
Colton Jackson	295	79	69	71	--	76	--						
Kirby Adcock	20	7	0	1	12	0	0						
Ryan Winkel	13	0	0	1	12	0	0						
Shane Clenin	1	0	0	1	0	0	0						
Brady Latham	1	0	0	1	0	0	0						
Beaux Limmer	1	0	0	1	0	0	0						

GAME 7: AUBURN

ARKANSAS INDIVIDUAL STATISTICS

Scoring	td	fg	PAT				dpx	saf	pts
			kick	rush	rcv	pass			
Connor Limpert	-	10-12	19-19	-	-	-	-	-	49
Rakeem Boyd	5	-	-	-	-	-	-	-	30
Devwah Whaley	3	-	-	-	-	-	-	-	18
Mike Woods	2	-	-	-	-	-	-	-	12
Trey Knox	2	-	-	-	-	-	-	-	12
LaDarrius Bishop	1	-	-	-	-	-	-	-	6
Cheyenne O'Grady	1	-	-	-	-	-	-	-	6
Tyson Morris	1	-	-	-	-	-	-	-	6
Koilan Jackson	1	-	-	-	-	-	-	-	6
Chase Harrell	1	-	-	-	-	-	-	-	6
Kamren Curl	1	-	-	-	-	-	-	-	6
De'Jon Harris	1	-	-	-	-	-	-	-	6
Total	19	10-12	19-19	-	-	-	-	-	163
Opponents	20	8-11	20-20	-	-	-	-	-	164

Total Offense	g	plays	rush	pass	total	avg/g
Nick Starkel	6	156	-16	1060	1044	174.0
Rakeem Boyd	6	107	617	1	618	103.0
Ben Hicks	4	93	6	510	516	129.0
Devwah Whaley	6	44	190	0	190	31.7
De'Vion Warren	5	5	51	0	51	10.2
Chase Hayden	4	12	39	0	39	9.8
Treyton Burks	5	1	11	0	11	2.2
Team	4	5	-6	0	-6	-1.5
Total	6	423	892	1571	2463	410.5
Opponents	6	416	1052	1347	2399	399.8

Field Goals	fg	pct.	01-19	20-29	30-39	40-49	50-99	lg	blk
Connor Limpert	10-12	83.3	0-0	3-3	2-2	4-5	1-2	54	0

Punting	no.	yds	avg	lg	tb	fc	i20	50+	blk
Sam Loy	24	948	39.5	56	3	13	7	4	0
Reid Bauer	1	36	36.0	36	0	0	0	0	0
Total	25	984	39.4	56	3	13	7	4	0
Opponents	27	1221	45.2	59	4	7	8	8	0

FG Sequence	Arkansas	Opponents
Portland State	(34),(25)	(50),(47)
Ole Miss	(36),43	(33)
Colorado St.	(54),(22)	(46),(21),50
San Jose State	(48)	46,(47)
Texas A&M	51,(46),(40)	(50)
Kentucky	(28),(44)	47,(50)

Kickoffs	no.	yds	avg	tb	ob	retn	net	ydln
Connor Limpert	34	2028	59.6	21	0			
Total	34	2028	59.6	21	0	25.3	39.7	25
Opponents	34	1823	53.6	10	1	18.9	39.6	25

Numbers in (parentheses) indicate field goal was made.

GAME 7: AUBURN

ARKANSAS INDIVIDUAL STATISTICS

All Purpose	g	rush	rcv	pr	kr	ir	total	avg/g
Rakeem Boyd	6	617	50	0	0	0	667	111.2
Treyton Burks	5	11	255	113	0	0	379	75.8
Trey Knox	5	0	323	0	0	0	323	64.6
Mike Woods	6	0	319	0	0	0	319	53.2
Cheyenne O'Gra	5	0	287	0	0	0	287	57.4
De'Vion Warren	5	51	20	0	205	0	276	55.2
Devwah Whaley	6	190	84	0	0	0	274	45.7
Tyson Morris	6	0	129	0	0	0	129	21.5
Chase Hayden	4	39	12	0	22	0	73	18.2
Koilan Jackson	6	0	38	0	0	0	38	6.3
Chase Harrell	6	0	28	0	0	0	28	4.7
Kamren Curl	6	0	0	0	0	22	22	3.7
Joe Foucha	6	0	0	0	0	20	20	3.3
Grayson Gunter	6	0	16	0	0	0	16	2.7
Montaric Brown	5	0	0	0	0	12	12	2.4
TJ Hammonds	1	0	8	0	0	0	8	8.0
Ben Hicks	4	6	0	0	0	0	6	1.5
TQ Jackson	3	0	2	0	0	0	2	0.7
Team	4	-6	0	1	0	0	-5	-1.2
Nick Starkel	6	-16	0	0	0	0	-16	-2.7
Total	6	892	1571	114	227	54	2858	476.3
Opponents	6	1052	1347	27	152	112	2690	448.3

Punt Returns	no.	yds	avg	td	lg
Treyton Burks	10	113	11.3	0	32
Team	0	1	0.0	0	1
Total	10	114	11.4	0	32
Opponents	5	27	5.4	0	18

Interceptions	no.	yds	avg	td	lg
Kamren Curl	2	22	11.0	0	29
Montaric Brown	1	12	12.0	0	12
Joe Foucha	1	20	20.0	0	20
Jarques McClellion	1	0	0.0	0	0
Total	5	54	10.8	0	29
Opponents	7	112	16.0	0	32

Kick Returns	no.	yds	avg	td	lg
De'Vion Warren	9	205	22.8	0	37
Chase Hayden	2	22	11.0	0	18
Nathan Parodi	1	0	0.0	0	0
Total	12	227	18.9	0	37
Opponents	6	152	25.3	0	32

Fumble Returns	no.	yds	avg	td	lg
De'Jon Harris	1	6	6.0	1	6
LaDarius Bishop	1	25	25.0	1	25
Joe Foucha	1	0	0.0	0	0
Kamren Curl	1	69	69.0	1	69
Total	4	100	25.0	3	69
Opponents	0	0	0.0	0	0

GAME 7: AUBURN

ARKANSAS DEFENSIVE STATISTICS

#	Defensive Leaders	gp-gs	Tackles				tfl/yds	Sacks no-yds	Pass defense			Fumbles		blkd	
			ua	a	tot				int-yds	brup	qbh	rcv-yds	ff	kick	saf
8	De'Jon Harris	6-6	23	21	44	3.0-5	.	.	2	1	2-6	.	.	.	
2C	Kamren Curl	6-6	27	17	44	2.5-10	2.0-9	2-22	1	.	1-69	1	.	.	
10	Bumper Pool	6-6	17	23	40	3.0-5	.	.	3	1	
7	Joe Foucha	6-6	20	15	35	.	.	1-20	3	1	1-0	.	.	.	
6R	Gabe Richardson	6-6	13	11	24	5.5-32	2.5-20	.	1	.	.	1	.	.	
3	McTelvin Agim	6-6	12	8	20	5.5-25	4.0-23	.	.	3	.	1	.	.	
2B	Montaric Brown	5-5	15	4	19	.	.	1-12	2	.	1-0	.	.	.	
31	Grant Morgan	6-0	4	15	19	3.0-14	1.0-8	
27	Hayden Henry	6-0	11	7	18	2.5-9	1.0-7	.	2	.	.	1	.	.	
4	Jarques McClellion	6-6	12	6	18	.	.	1-0	3	
9	Greg Brooks Jr.	6-6	7	6	13	.	.	.	2	1	
11	Mataio Soli	6-5	7	5	12	1.5-4	.	.	.	2	
93	Isaiah Nichols	6-0	5	6	11	0.5-2	
36	D'Vone McClure	6-0	5	6	11	0.5-1	.	.	1	1	
1M	Myles Mason	5-0	6	4	10	
24	LaDarius Bishop	5-1	8	1	9	.	.	.	1	.	1-25	.	.	.	
52	TJ Smith	6-6	3	6	9	3.0-18	2.0-15	.	.	3	.	1	.	.	
56	Zach Williams	4-0	4	4	8	
42	Jonathan Marshall	6-0	5	2	7	2.0-4	.	.	.	3	.	1	.	.	
8B	Jamario Bell	4-0	5	2	7	4.5-25	3.5-21	.	.	1	.	1	.	.	
26	Micahh Smith	5-0	3	2	5	.	.	.	1	1	
13	Collin Clay	5-0	3	2	5	
17	Nick Starkel	6-4	2	.	2	
5	Rakeem Boyd	6-6	2	.	2	1	.	.	
1I	Nathan Parodi	5-0	1	.	1	
35	Matt Berry	3-0	.	1	1	
74	Colton Jackson	4-4	1	.	1	
5G	Dorian Gerald	1-1	.	1	1	.	.	.	1	
90	Marcus Miller	2-0	1	.	1	1.0-1	
32	Hayden Johnson	6-0	.	1	1	
22	Deon Edwards	6-0	1	.	1	
8	Mike Woods	6-6	1	.	1	
Total		6	224	176	400	38-155	16-103	5-54	23	18	6-100	8	.	.	
Opponents		6	225	170	395	35-134	10-64	7-112	39	24	2-0	3	.	.	

GAME 7: AUBURN

ARKANSAS INDIVIDUAL GAME HIGHS

Rushes	20	Rakeem Boyd vs Colorado St. (Sep 14, 2019)
Yards Rushing	134	Rakeem Boyd at Kentucky (Oct 12, 2019)
TD Rushes	2	Rakeem Boyd vs Colorado St. (Sep 14, 2019)
	2	Rakeem Boyd at Kentucky (Oct 12, 2019)
Long Rush	74	Rakeem Boyd at Kentucky (Oct 12, 2019)
Pass attempts	50	Nick Starkel vs San Jose State (Sep 21, 2019)
Pass completions	28	Nick Starkel vs San Jose State (Sep 21, 2019)
Yards Passing	356	Nick Starkel vs San Jose State (Sep 21, 2019)
TD Passes	3	Nick Starkel vs Colorado St. (Sep 14, 2019)
	3	Nick Starkel vs San Jose State (Sep 21, 2019)
Long Pass	62	Nick Starkel vs Colorado St. (Sep 14, 2019)
	62	Nick Starkel vs San Jose State (Sep 21, 2019)
Receptions	8	Trey Knox vs San Jose State (Sep 21, 2019)
	8	Cheyenne O'Grady vs Texas A&M (Sep 28, 2019)
Yards Receiving	115	Mike Woods vs San Jose State (Sep 21, 2019)
TD Receptions	1	Koilan Jackson at Ole Miss (Sep 07, 2019)
	1	Trey Knox vs Colorado St. (Sep 14, 2019)
	1	Cheyenne O'Grady vs Colorado St. (Sep 14, 2019)
	1	Chase Harrell vs Colorado St. (Sep 14, 2019)
	1	Tyson Morris vs San Jose State (Sep 21, 2019)
	1	Trey Knox vs San Jose State (Sep 21, 2019)
	1	Mike Woods vs San Jose State (Sep 21, 2019)
	1	Mike Woods vs Texas A&M (Sep 28, 2019)
Long Reception	62	Cheyenne O'Grady vs Colorado St. (Sep 14, 2019)
	62	Mike Woods vs San Jose State (Sep 21, 2019)
Field Goals	2	Connor Limpert vs Portland State (Aug 31, 2019)
	2	Connor Limpert vs Colorado St. (Sep 14, 2019)
	2	Connor Limpert vs Texas A&M (Sep 28, 2019)
	2	Connor Limpert at Kentucky (Oct 12, 2019)
Long Field Goal	54	Connor Limpert vs Colorado St. (Sep 14, 2019)
Punts	6	Sam Loy at Ole Miss (Sep 07, 2019)
Punting Avg	44.2	Sam Loy at Kentucky (Oct 12, 2019)
Long Punt	56	Sam Loy vs Colorado St. (Sep 14, 2019)
Punts inside 20	2	Sam Loy vs Portland State (Aug 31, 2019)
	2	Sam Loy at Ole Miss (Sep 07, 2019)
	2	Sam Loy at Kentucky (Oct 12, 2019)
Long Punt Return	32	Treyton Burks vs Texas A&M (Sep 28, 2019)
Long Kickoff Return	37	De'Vion Warren at Ole Miss (Sep 07, 2019)
Tackles	12	De'Jon Harris vs Colorado St. (Sep 14, 2019)
	12	Kamren Curl vs Texas A&M (Sep 28, 2019)
Sacks	2.0	Kamren Curl vs Portland State (Aug 31, 2019)
	2.0	McTelvin Agim vs Portland State (Aug 31, 2019)
	2.0	Jamario Bell vs Texas A&M (Sep 28, 2019)
Tackles For Loss	2.0	Kamren Curl vs Portland State (Aug 31, 2019)
	2.0	McTelvin Agim vs Portland State (Aug 31, 2019)
	2.0	Jamario Bell vs San Jose State (Sep 21, 2019)
	2.0	Jamario Bell vs Texas A&M (Sep 28, 2019)
Interceptions	1	Kamren Curl vs Portland State (Aug 31, 2019)
	1	Jarques McClellion vs Portland State (Aug 31, 2019)
	1	Joe Foucha vs Portland State (Aug 31, 2019)
	1	Kamren Curl vs San Jose State (Sep 21, 2019)
	1	Montaric Brown vs Texas A&M (Sep 28, 2019)

ARKANSAS TEAM GAME HIGHS

Rushes	42	vs Portland State (Aug 31, 2019)
Yards Rushing	215	vs Colorado St. (Sep 14, 2019)
Yards Per Rush	6.1	vs Colorado St. (Sep 14, 2019)
TD Rushes	3	vs Colorado St. (Sep 14, 2019)
Pass attempts	50	vs San Jose State (Sep 21, 2019)
Pass completions	28	vs San Jose State (Sep 21, 2019)
Yards Passing	356	vs San Jose State (Sep 21, 2019)
Yards Per Pass	8.7	vs Colorado St. (Sep 14, 2019)
TD Passes	3	vs Colorado St. (Sep 14, 2019)
	3	vs San Jose State (Sep 21, 2019)
Total Plays	82	vs San Jose State (Sep 21, 2019)
Total Offense	520	vs Colorado St. (Sep 14, 2019)
Yards Per Play	7.4	vs Colorado St. (Sep 14, 2019)
Points	55	vs Colorado St. (Sep 14, 2019)
Sacks By	6	vs Portland State (Aug 31, 2019)
First Downs	26	vs Portland State (Aug 31, 2019)
	26	vs San Jose State (Sep 21, 2019)
	26	vs Texas A&M (Sep 28, 2019)
Penalties	8	vs Texas A&M (Sep 28, 2019)
Penalty Yards	70	vs Portland State (Aug 31, 2019)
Turnovers	5	vs San Jose State (Sep 21, 2019)
Interceptions By	3	vs Portland State (Aug 31, 2019)
Punts	6	at Ole Miss (Sep 07, 2019)
Punting Avg	44.2	at Kentucky (Oct 12, 2019)
Long Punt	56	vs Colorado St. (Sep 14, 2019)
Punts inside 20	2	vs Portland State (Aug 31, 2019)
	2	at Ole Miss (Sep 07, 2019)
	2	at Kentucky (Oct 12, 2019)
Long Punt Return	32	vs Texas A&M (Sep 28, 2019)

GAME 7: AUBURN

OPPONENT INDIVIDUAL GAME HIGHS

Rushes	26	S. Phillips, at Ole Miss (Sep 07, 2019)
Yards Rushing	196	Lynn Bowden, at Kentucky (Oct 12, 2019)
TD Rushes	2	S. Phillips, at Ole Miss (Sep 07, 2019)
	2	Lynn Bowden, at Kentucky (Oct 12, 2019)
Long Rush	75	M. Kinsey Jr., vs Colorado St. (Sep 14, 2019)
Pass attempts	49	Josh Love, vs San Jose State (Sep 21, 2019)
Pass completions	32	Josh Love, vs San Jose State (Sep 21, 2019)
Yards Passing	402	Josh Love, vs San Jose State (Sep 21, 2019)
TD Passes	3	Kellen Mond, vs Texas A&M (Sep 28, 2019)
Long Pass	75	P. O'Brien, vs Colorado St. (Sep 14, 2019)
Receptions	12	Tre Walker, vs San Jose State (Sep 21, 2019)
Yards Receiving	161	Tre Walker, vs San Jose State (Sep 21, 2019)
TD Receptions	2	Elijah Moore, at Ole Miss (Sep 07, 2019)
	2	Quartney Davis, vs Texas A&M (Sep 28, 2019)
Long Reception	75	D. Wright, vs Colorado St. (Sep 14, 2019)
Field Goals	2	WILLIAMS,Cody, vs Portland State (Aug 31, 2019)
	2	C. Camper, vs Colorado St. (Sep 14, 2019)
Long Field Goal	50	WILLIAMS,Cody, vs Portland State (Aug 31, 2019)
	50	Seth Small, vs Texas A&M (Sep 28, 2019)
	50	Matt Ruffolo, at Kentucky (Oct 12, 2019)
Punts	6	R. Stonehouse, vs Colorado St. (Sep 14, 2019)
Punting Avg	49.5	Mac Brown, at Ole Miss (Sep 07, 2019)
	49.5	Braden Mann, vs Texas A&M (Sep 28, 2019)
Long Punt	59	Braden Mann, vs Texas A&M (Sep 28, 2019)
Punts inside 20	3	Braden Mann, vs Texas A&M (Sep 28, 2019)
Long Punt Return	18	Josh Ali, at Kentucky (Oct 12, 2019)
Long Kickoff Return	32	A. Hawkins, vs Colorado St. (Sep 14, 2019)
Tackles	15	GUNT,Romeo, vs Portland State (Aug 31, 2019)
Sacks	1.0	Sam Williams, at Ole Miss (Sep 07, 2019)
	1.0	Charles Wiley, at Ole Miss (Sep 07, 2019)
	1.0	J. Bombek, vs Colorado St. (Sep 14, 2019)
	1.0	Buddy Johnson, vs Texas A&M (Sep 28, 2019)
	1.0	J. Madubuike, vs Texas A&M (Sep 28, 2019)
	1.0	Jamar Watson, at Kentucky (Oct 12, 2019)
	1.0	Calvin Taylor, at Kentucky (Oct 12, 2019)
	1.0	Quinton Bohanna, at Kentucky (Oct 12, 2019)
Tackles For Loss	2.5	Kyle Harmon, vs San Jose State (Sep 21, 2019)
	2.5	Buddy Johnson, vs Texas A&M (Sep 28, 2019)
Interceptions	2	Bobby Brown II, vs San Jose State (Sep 21, 2019)

OPPONENT TEAM GAME HIGHS

Rushes	54	at Kentucky (Oct 12, 2019)
Yards Rushing	330	at Kentucky (Oct 12, 2019)
Yards Per Rush	6.1	at Kentucky (Oct 12, 2019)
TD Rushes	2	at Ole Miss (Sep 07, 2019)
	2	vs Colorado St. (Sep 14, 2019)
	2	vs San Jose State (Sep 21, 2019)
	2	at Kentucky (Oct 12, 2019)
Pass attempts	49	vs San Jose State (Sep 21, 2019)
Pass completions	32	vs San Jose State (Sep 21, 2019)
Yards Passing	402	vs San Jose State (Sep 21, 2019)
Yards Per Pass	10.2	at Ole Miss (Sep 07, 2019)
TD Passes	3	vs Texas A&M (Sep 28, 2019)
Total Plays	77	at Ole Miss (Sep 07, 2019)
Total Offense	503	vs San Jose State (Sep 21, 2019)
Yards Per Play	6.9	vs San Jose State (Sep 21, 2019)
Points	34	vs Colorado St. (Sep 14, 2019)
Sacks By	3	at Ole Miss (Sep 07, 2019)
	3	at Kentucky (Oct 12, 2019)
First Downs	27	vs San Jose State (Sep 21, 2019)
Penalties	10	vs Portland State (Aug 31, 2019)
Penalty Yards	85	vs Portland State (Aug 31, 2019)
	85	vs San Jose State (Sep 21, 2019)
Turnovers	3	vs Portland State (Aug 31, 2019)
Interceptions By	5	vs San Jose State (Sep 21, 2019)
Punts	6	vs Colorado St. (Sep 14, 2019)
Punting Avg	49.5	at Ole Miss (Sep 07, 2019)
	49.5	vs Texas A&M (Sep 28, 2019)
Long Punt	59	vs Texas A&M (Sep 28, 2019)
Punts inside 20	3	vs Texas A&M (Sep 28, 2019)
Long Punt Return	18	at Kentucky (Oct 12, 2019)

GAME 7: AUBURN

ARKANSAS 3RD-DOWN CONVERSIONS

Date	Opponent	Score	Overall	1st Qtr	2nd Qtr	3rd Qtr	4th Qtr	Overtime
Aug 31, 2019	PORTLAND STATE	W 20-13	5-15 33.3	2-3 66.7	1-5 20.0	1-4 25.0	1-3 33.3	
Sep 07, 2019	at Ole Miss	L 17-31	5-15 33.3	2-4 50.0	1-5 20.0	1-3 33.3	1-3 33.3	
Sep 14, 2019	COLORADO ST.	W 55-34	6-12 50.0	4-5 80.0	1-4 25.0	0-2 0.0	1-1 100.0	
Sep 21, 2019	SAN JOSE STATE	L 24-31	6-15 40.0	0-2 0.0	3-5 60.0	1-5 20.0	2-3 66.7	
Sep 28, 2019	vs Texas A&M	L 27-31	5-13 38.5	2-4 50.0	1-2 50.0	1-3 33.3	1-4 25.0	
Oct 12, 2019	at Kentucky	L 20-24	6-13 46.2	3-5 60.0	1-2 50.0	1-3 33.3	1-3 33.3	
	Arkansas		33-83 39.8	13-23 56.5	8-23 34.8	5-20 25.0	7-17 41.2	0-0 0.0
	Opponents		30-78 38.5	6-18 33.3	10-23 43.5	7-19 36.8	7-18 38.9	0-0 0.0

ARKANSAS 4TH-DOWN CONVERSIONS

Date	Opponent	Score	Overall	1st Qtr	2nd Qtr	3rd Qtr	4th Qtr	Overtime
Aug 31, 2019	PORTLAND STATE	W 20-13	2-2 100.0	0-0 0.0	1-1 100.0	1-1 100.0	0-0 0.0	
Sep 07, 2019	at Ole Miss	L 17-31	0-2 0.0	0-0 0.0	0-0 0.0	0-1 0.0	0-1 0.0	
Sep 14, 2019	COLORADO ST.	W 55-34	0-0 0.0	0-0 0.0	0-0 0.0	0-0 0.0	0-0 0.0	
Sep 21, 2019	SAN JOSE STATE	L 24-31	1-3 33.3	0-1 0.0	0-1 0.0	0-0 0.0	1-1 100.0	
Sep 28, 2019	vs Texas A&M	L 27-31	1-2 50.0	0-0 0.0	0-0 0.0	0-0 0.0	1-2 50.0	
Oct 12, 2019	at Kentucky	L 20-24	0-1 0.0	0-0 0.0	0-0 0.0	0-0 0.0	0-1 0.0	
	Arkansas		4-10 40.0	0-1 0.0	1-2 50.0	1-2 50.0	2-5 40.0	0-0 0.0
	Opponents		3-7 42.9	1-3 33.3	0-0 0.0	0-2 0.0	2-2 100.0	0-0 0.0

ARKANSAS TIME OF POSSESSION

Date	Opponent	Score	Overall	1st Qtr	2nd Qtr	3rd Qtr	4th Qtr	Overtime
Aug 31, 2019	PORTLAND STATE	W 20-13	33:38	7:44	9:08	9:09	7:37	
Sep 07, 2019	at Ole Miss	L 17-31	27:32	7:08	6:47	8:25	5:12	
Sep 14, 2019	COLORADO ST.	W 55-34	26:04	8:01	7:06	5:24	5:33	
Sep 21, 2019	SAN JOSE STATE	L 24-31	29:06	6:31	8:24	7:55	6:16	
Sep 28, 2019	vs Texas A&M	L 27-31	27:23	8:43	6:26	5:18	6:56	
Oct 12, 2019	at Kentucky	L 20-24	22:49	7:08	4:56	3:45	7:00	
	Arkansas	Total	166:32	45:15	42:47	39:56	38:34	0:00
		Avg.	27:45	7:32	7:07	6:39	6:25	0:00
	Opponents	Total	193:28	44:45	47:13	50:04	51:26	0:00
		Avg.	32:14	7:27	7:52	8:20	8:34	0:00

GAME 7: AUBURN

ARKANSAS PASSING GAME-BY-GAME STATISTICS

#17 Nick Starkel	Comp	Att	Int	Pct	Yards	TD	Long	Sacked	Effic
Portland State	4	5	1	80.0	48	0	38	0-0	120.64
Ole Miss	17	24	0	70.8	201	1	45	1-9	154.93
Colorado St.	20	35	0	57.1	305	3	62	1-4	158.63
San Jose State	28	50	5	56.0	356	3	62	0-0	115.61
Texas A&M	12	17	1	70.6	109	0	27	0-0	112.68
Kentucky	7	19	0	36.8	41	0	15	1-8	54.97
TOTALS	88	150	7	58.7	1060	7	62	3-21	124.09

#6 Ben Hicks	Comp	Att	Int	Pct	Yards	TD	Long	Sacked	Effic
Portland State	14	29	0	48.3	143	0	20	1-4	89.70
Ole Miss	7	16	0	43.8	98	0	49	2-12	95.20
Texas A&M	15	27	0	55.6	188	1	31	2-17	126.27
Kentucky	5	8	0	62.5	81	0	22	2-10	147.55
TOTALS	41	80	0	51.2	510	1	49	7-43	108.93

#5 Rakeem Boyd	Comp	Att	Int	Pct	Yards	TD	Long	Sacked	Effic
Ole Miss	1	1	0	100.0	1	0	1	0-0	108.40
TOTALS	1	1	0	100.0	1	0	1	0-0	108.40

#TM Team	Comp	Att	Int	Pct	Yards	TD	Long	Sacked	Effic
Portland State	0	1	0	0.0	0	0	0	0-0	0.00
TOTALS	0	1	0	0.0	0	0	0	0-0	0.00

ARKANSAS RUSHING/RECEIVING GAME-BY-GAME STATISTICS

RUSHING	No-Yds/TD	PSU	OM	CSU	SJSU	TAMU	UK
Rakeem Boyd RB	106-617/5	18-114/1	17-67/0	20-122/2	18-91/0	18-89/0	15-134/2
Devwah Whaley RB	44-190/3	9-21/1	2-2/0	9-81/1	12-32/0	3-12/1	9-42/0
De'Vion Warren WR	5-51/0	3-37/0	1-12/0	1-2/0	-	DNP	-
Chase Hayden RB	12-39/0	9-28/0	1-6/0	2-17/0	-	DNP	DNP
Treyton Burks WR	1-11/0	-	-	-	DNP	-	1-11/0
Ben Hicks QB	13-6/0	2-6/0	4-5/0	DNP	DNP	3-0/0	4-5/0
Team	4-6/0	1-2/0	-	2-3/0	DNP	1-1/0	DNP
Nick Starkel QB	6-16/0	-	1-9/0	1-4/0	2-8/0	1-2/0	1-9/0

RECEIVING	No-Yds/TD	PSU	OM	CSU	SJSU	TAMU	UK
Trey Knox WR	23-323/2	1-38/0	6-88/0	6-90/1	8-83/1	DNP	2-24/0
Mike Woods WR	24-319/2	5-30/0	6-84/0	2-10/0	4-115/1	4-62/1	3-18/0
C. O'Grady TE	22-287/1	DNP	3-45/0	3-74/1	4-33/0	8-91/0	4-44/0
Treyton Burks WR	15-255/0	3-52/0	2-28/0	4-92/0	DNP	4-58/0	2-25/0
Tyson Morris WR	10-129/1	1-15/0	1-8/0	1-9/0	4-60/1	2-26/0	1-11/0
Devwah Whaley RB	9-84/0	-	2-23/0	-	4-40/0	3-21/0	-
Rakeem Boyd RB	9-50/0	3-22/0	1-8/0	-	3-10/0	2-10/0	-
Koilan Jackson WR	3-38/1	-	2-19/1	-	-	1-19/0	-
Chase Harrell TE	2-28/1	1-14/0	-	1-14/1	-	-	-
De'Vion Warren WR	3-20/0	-	1-1/0	1-4/0	1-15/0	DNP	-
Grayson Gunter TE	3-16/0	3-16/0	-	-	-	-	-
Chase Hayden RB	4-12/0	1-4/0	1-4/0	2-12/0	-	DNP	DNP
TJ Hammonds RB	2-8/0	DNP	DNP	DNP	DNP	2-8/0	DNP
TQ Jackson WR	1-2/0	DNP	-	DNP	-	1-2/0	DNP

GAME 7: AUBURN

ARKANSAS RETURNS GAME-BY-GAME STATISTICS

PUNT RETURNS	No-Yds	PSU	OM	CSU	SJSU	TAMU	UK
Treyton Burks	10-113	2-16	2-28	3-8	DNP	2-35	1-26

KICK RETURNS	No-Yds	PSU	OM	CSU	SJSU	TAMU	UK
De'Vion Warren	9-205	1-16	3-72	1-36	2-43	DNP	2-38
Chase Hayden	2-22	-	1-4	-	1-18	DNP	DNP
Nathan Parodi	1-0	DNP	1-0	-	-	-	-

INT. RETURNS	No-Yds	PSU	OM	CSU	SJSU	TAMU	UK
Kamren Curl	2-22	1-29	-	-	1--7	-	-
J. McClellion	1-0	1-0	-	-	-	-	-
Joe Foucha	1-20	1-20	-	-	-	-	-
Montaric Brown	1-12	-	-	-	DNP	1-12	-

FUMBLE RETURNS	No-Yds	PSU	OM	CSU	SJSU	TAMU	UK
Kamren Curl	1-69	-	1-69	-	-	-	-
L. Bishop	1-25	-	-	1-25	-	DNP	-
De'Jon Harris	1-6	-	-	-	-	1-6	-
Joe Foucha	1-0	-	1-0	-	-	-	-

GAME 7: AUBURN

ARKANSAS TOTAL TACKLES GAME-BY-GAME STATISTICS

Total Tackles	UA-A	Total	PSU	OM	CSU	SJSU	TAMU	UK
De'Jon Harris LB	23-21	44	0-3	3-3	6-6	3-4	5-1	6-4
Kamren Curl DB	27-17	44	4-1	6-2	7-2	3-2	4-8	3-2
Bumper Pool LB	17-23	40	2-4	7-2	0-4	3-4	0-4	5-5
Joe Foucha DB	20-15	35	0-1	6-1	2-4	1-3	3-3	8-3
Gabe Richardson DL	13-11	24	0-3	4-3	1-1	1-1	3-2	4-1
McTelvin Agim DL	12-8	20	2-4	3-0	1-1	1-0	2-1	3-2
Grant Morgan LB	4-15	19	2-2	1-4	1-3	0-1	0-1	0-4
Montaric Brown DB	15-4	19	3-0	2-1	2-2	DNP	3-1	5-0
Hayden Henry LB	11-7	18	1-0	2-2	2-5	1-0	1-0	4-0
J. McClellion DB	12-6	18	1-0	1-0	4-1	3-2	2-3	1-0
Greg Brooks Jr. DB	7-6	13	-	3-1	1-0	1-4	2-1	-
Mataio Soli DL	7-5	12	1-0	2-1	0-1	1-1	2-1	1-1
D. McClure LB	5-6	11	1-2	2-0	2-3	-	0-1	-
Isaiah Nichols DL	5-6	11	-	1-2	2-2	0-1	1-1	1-0
Myles Mason DB	6-4	10	4-1	-	0-1	1-1	1-1	DNP
TJ Smith DL	3-6	9	0-1	0-1	1-2	-	1-1	1-1
L. Bishop DB	8-1	9	-	-	-	8-0	DNP	0-1
Zach Williams DL	4-4	8	-	3-1	1-1	DNP	DNP	0-2
Jamarion Bell DL	5-2	7	0-1	DNP	DNP	2-1	2-0	1-0
J. Marshall DL	5-2	7	1-0	2-0	1-1	0-1	-	1-0
Micahh Smith DB	3-2	5	1-0	-	-	2-2	-	DNP
Collin Clay DL	3-2	5	DNP	-	-	-	2-1	1-1
Nick Starkel	2-0	2	-	-	-	1-0	1-0	-
Rakeem Boyd	2-0	2	-	-	-	2-0	-	-
Marcus Miller	1-0	1	-	DNP	DNP	DNP	DNP	1-0
Colton Jackson	1-0	1	1-0	-	-	DNP	-	DNP
Hayden Johnson	0-1	1	-	-	-	-	0-1	-
Deon Edwards LB	1-0	1	-	-	1-0	-	-	-
Nathan Parodi DB	1-0	1	DNP	1-0	-	-	-	-
Dorian Gerald DL	0-1	1	0-1	DNP	DNP	DNP	DNP	DNP
Matt Berry DB	0-1	1	DNP	DNP	-	-	DNP	0-1
Mike Woods	1-0	1	-	-	-	1-0	-	-

GAME 7: AUBURN

ARKANSAS TACKLES FOR LOSS GAME-BY-GAME STATISTICS

TACKLES FOR LOSS	UA-A	Total	PSU	OM	CSU	SJSU	TAMU	UK
McTelvin Agim DL	4-3	5.5	2.0-9	1.0-2	-	-	1.0-7	1.5-7
Gabe Richardson DL	4-3	5.5	1.0-4	1.0-7	1.5-12	1.0-1	1.0-8	-
Jamario Bell DL	4-1	4.5	0.5-1	DNP	DNP	2.0-13	2.0-11	-
TJ Smith DL	2-2	3.0	-	-	1.5-9	-	1.0-8	0.5-1
Bumper Pool LB	2-2	3.0	-	1.0-2	-	-	0.5-0	1.5-3
De'Jon Harris LB	2-2	3.0	0.5-1	-	0.5-1	-	1.0-2	1.0-1
Grant Morgan LB	2-2	3.0	1.0-4	-	1.5-9	-	0.5-1	-
Hayden Henry LB	2-1	2.5	1.0-7	-	1.5-2	-	-	-
Kamren Curl DB	2-1	2.5	2.0-9	-	-	-	-	0.5-1
J. Marshall DL	2-0	2.0	-	1.0-1	-	-	-	1.0-3
Mataio Soli DL	1-1	1.5	-	-	0.5-0	-	1.0-4	-
Marcus Miller	1-0	1.0	-	DNP	DNP	DNP	DNP	1.0-1
D. McClure LB	0-1	0.5	-	-	0.5-1	-	-	-
Isaiah Nichols DL	0-1	0.5	-	-	0.5-2	-	-	-

ARKANSAS SACKS GAME-BY-GAME STATISTICS

SACKS	UA-A	Total	PSU	OM	CSU	SJSU	TAMU	UK
McTelvin Agim DL	3-2	4.0	2.0-9	-	-	-	1.0-7	1.0-7
Jamario Bell DL	3-1	3.5	0.5-1	DNP	DNP	1.0-9	2.0-11	-
Gabe Richardson DL	2-1	2.5	0.5-3	1.0-7	1.0-10	-	-	-
TJ Smith DL	2-0	2.0	-	-	1.0-7	-	1.0-8	-
Kamren Curl DB	2-0	2.0	2.0-9	-	-	-	-	-
Grant Morgan LB	1-0	1.0	-	-	1.0-8	-	-	-
Hayden Henry LB	1-0	1.0	1.0-7	-	-	-	-	-

GAME 7: AUBURN

ARKANSAS FUMBLES GAME-BY-GAME STATISTICS

FUMBLES	No-Lost	PSU	OM	CSU	SJSU	TAMU	UK
Devwah Whaley RB	2-1	1-0	1-1	-	-	-	-
Treyton Burks WR	1-0	-	-	1-0	DNP	-	-
Rakeem Boyd RB	1-1	-	-	1-1	-	-	-
Nick Starkel QB	1-0	-	-	-	-	-	1-0

FUMBLES FORCED	Number	PSU	OM	CSU	SJSU	TAMU	UK
Rakeem Boyd RB	1	-	-	-	1	-	-
J. Marshall	1	-	-	-	-	-	1
McTelvin Agim	1	-	-	1	-	-	-
Gabe Richardson	1	-	-	-	-	1	-
Jamario Bell	1	-	DNP	DNP	1	-	-
Kamren Curl	1	-	1	-	-	-	-
TJ Smith	1	-	-	-	-	1	-
Hayden Henry	1	-	-	1	-	-	-

FUMBLES RECOVERED	Number	PSU	OM	CSU	SJSU	TAMU	UK
De'Jon Harris	2	-	-	-	-	1	1
Kamren Curl	1	-	1	-	-	-	-
Montaric Brown	1	-	-	1	DNP	-	-
L. Bishop	1	-	-	1	-	DNP	-
Joe Foucha	1	-	1	-	-	-	-

WEEKLY MEDIA SCHEDULE: AUBURN WEEK

14 MON	15 TUES	16 WED	17 THURS	18 FRI	19 SAT	20 SUN
Press Conference Noon - Coach Morris 12:20 - Coach Chavis 12:30 - Coach Craddock	Post Practice Media 6:15 p.m. Student-athletes	SEC Teleconference 10 a.m. - 12:10 p.m. 11 a.m. - Coach Morris Pre Practice Media 4:20 p.m. Coach Morris On the Air with Chad Morris - 7 p.m.	No media availability	No media availability	Game 7 Auburn Kickoff - 11 a.m. TV - SEC Network Post Game Coach Morris & student-athletes	No media availability

ARKANSAS COMMUNICATIONS



KYLE PARKINSON

Associate AD/Communications

Cell 479.387.4753
 Email..... kparkin@uark.edu
 Twitter @TheOtherKP



MICHAEL MINSHEW

Assistant Director/Communications

Cell 479.200.9498
 Email..... mminshew@uark.edu
 Twitter @mminshew



JOHN THOMAS

Assistant Director/Communications

Cell 479.313.2564
 Email..... jfthomas@uark.edu
 Twitter @John_Thomas

Office: 479-575-2751

Fax: 479-575-7481

Fayetteville Press Box: (479) 575-6622

Little Rock Press Box: (501) 663-0514

GAME CREDENTIAL REQUESTS

All requests for media and/or photo credentials must be made online at www.SportsSystems.com/Arkansas. Requests should be made at least two weeks in advance.

Credentials will not be mailed. They may be picked up beginning three hours prior to kickoff at the media will call station at the base of the elevator at both Donald W. Reynolds Razorback Stadium in Fayetteville and War Memorial Stadium in Little Rock. Photo identification is required when picking up credentials.

ARKANSAS FTP SITE

An FTP site is available for members of the media. For more information concerning the FTP site, contact Michelle Glover (miglover@uark.edu).

CollegePressBox.com

CollegePressBox.com is the official media website for SEC football. Access and download weekly game notes, quotes, statistics, media guides, headshots, logos, flip cards and more for each of the SEC's members. Login information will be distributed to accredited media or you can apply for a password by sending an email to password@collegepressbox.com.

SEC WEEKLY TELECONFERENCE

Head coach Chad Morris will participate each week in the SEC teleconference of football coaches. The teleconferences will be conducted each Wednesday from Aug. 28 to Nov. 20 from 10 a.m. CT to 12:10 p.m. CT. For more information and the teleconference number, contact the SEC Media Relations Office at (205) 458-3000.

10:00 a.m.	Ed Orgeron, LSU
10:10 a.m.	Kirby Smart, Georgia
10:20 a.m.	Dan Mullen, Florida
10:30 a.m.	Derek Mason, Vanderbilt
10:40 a.m.	Nick Saban, Alabama
10:50 a.m.	Jeremy Pruitt, Tennessee
11:00 a.m.	Chad Morris, Arkansas
11:10 a.m.	Barry Odom, Missouri
11:20 a.m.	Matt Luke, Ole Miss
11:30 a.m.	Jimbo Fisher, Texas A&M
11:40 a.m.	Mark Stoops, Kentucky
11:50 a.m.	Joe Moorehead, Mississippi State
12:00 p.m.	Will Muschamp, South Carolina
12:10 p.m.	Gus Malzahn, Auburn

ON THE AIR WITH CHAD MORRIS

"On the Air with Chad Morris," Coach Morris' weekly radio show presented by Lindsey and Westrock Coffee Company airs on Wednesday nights starting at 7 p.m. For the 10th straight year, the one-hour radio show will be broadcast live from the Catfish Hole. The show will be carried throughout the state of Arkansas on the Razorback Sports Network and locally in Fayetteville on 105.3 FM, 99.5, 92.1 FM and 1290 AM.

RAZORBACK FOOTBALL WITH CHAD MORRIS

"Razorback Football with Chad Morris" is the official television coach's show of Razorback football. The one-hour show will air statewide and throughout the region on numerous television affiliates. A total of 12 shows will air throughout the season on the following stations: KATV (Sunday's at 10:30 p.m.), KFSM (Sunday at 10:30 p.m.) and KNXW (Sunday at 9:30 p.m.). The show will also be available regionally on Cox Sports Television on Wednesdays at 6 p.m. and Fox Sports Southwest on Tuesdays at 4 p.m.

RADIO AFFILIATES

Batesville.....	KWOZ-FM 103.3
Batesville.....	KBTA-AM 1340
Camden.....	KCXY-FM 95.3
Camden.....	KAMD-FM 97.1
Crossett.....	KAGH-AM 800
Crossett.....	KAGH-FM 104.9
De Queen.....	KDON-FM 92.1
DeWitt.....	KDEW-FM 97.3
El Dorado.....	KMRX-FM 96.1
Fayetteville.....	KAKS-FM 99.5
Fayetteville.....	KUOA-AM 1290
Fayetteville.....	KOSM-FM 92.1
Fayetteville.....	KUOA-FM 95.3
Fayetteville.....	KBVA-FM HD3 106.5
Forrest City.....	KBFC-FM 93.5
Fort Smith.....	KERX-FM 95.3
Glenwood.....	KHGZ-AM 670
Glenwood.....	KHGZ-FM 98.9
Hot Springs/Mena.....	KTTG-FM 96.3
Jonesboro.....	KEGI-FM 100.5
Little Rock.....	KABZ-FM 103.7
Magnolia.....	KZHE-FM 100.5
Marshall.....	KBCN-FM 104.3
Mena.....	KTTG-FM 96.3
Monett (Mo.).....	KKBL-FM 95.9
Monticello.....	KGPO-FM 99.9
Morrilton.....	KCON-FM 99.3
Mountain Home.....	KOMT-FM 107.5
Ozark.....	KDYN-FM 96.7
Ozark.....	KDYN-AM 1540
Ruston (La.).....	KWXM-FM 102.3
Searcy.....	KSMD-FM 99.1
Texarkana (Texas).....	KKTK-AM 1400
Wynne.....	KWYN-FM 92.5