



2021 AUBURN BASEBALL

AUBURN ATHLETICS COMMUNICATIONS: 392 SOUTH DONAHUE DRIVE || AUBURN, AL 36849 || AUBURNTIGERS.COM || @AUBURN_BASEBALL

2021 SCHEDULE

Day	Date	Opponent	Time/Result
FRI	FEB. 19	PRESBYTERIAN	W, 14-3
SAT	FEB. 20	PRESBYTERIAN	W, 6-1
SUN	FEB. 21	PRESBYTERIAN	W, 2-1 (10)
TUE	FEB. 23	ALABAMA A&M	4 PM
WED	FEB. 24	ALABAMA A&M	4 PM
Fri	Feb. 26	vs. Oklahoma	12 pm
Sat	Feb. 27	vs. Baylor	12 pm
Sun	Feb. 28	vs. Texas A&M	11 am
TUE	MAR. 2	JACKSONVILLE STATE	4 PM
FRI	MAR. 5	XAVIER	4 PM
SAT	MAR. 6	XAVIER (DH)	2 PM
SUN	MAR. 7	XAVIER	1 PM
Tue	Mar. 9	at UAB	6 pm
FRI	MAR. 12	LITTLE ROCK	4 PM
SAT	MAR. 13	LITTLE ROCK	2 PM
SUN	MAR. 14	LITTLE ROCK	1 PM
TUE	MAR. 16	LIPSCOMB	4 PM
Fri	Mar. 19	at Ole Miss*	6:30 pm
Sat	Mar. 20	at Ole Miss*	1:30 pm
Sun	Mar. 21	at Ole Miss*	1:30 pm
Tue	Mar. 23	vs. South Alabama	6 pm
FRI	MAR. 26	KENTUCKY*	6 PM
SAT	MAR. 27	KENTUCKY*	6 PM
SUN	MAR. 28	KENTUCKY*	1 PM
Thu	Apr. 1	at Arkansas*	6:30 pm
Fri	Apr. 2	at Arkansas*	6:30 pm
Sat	Apr. 3	at Arkansas*	2 pm
TUE	APR. 6	KENNESAW STATE	6 PM
FRI	APR. 9	MISSISSIPPI STATE*	6 PM
SAT	APR. 10	MISSISSIPPI STATE*	2 PM
SUN	APR. 11	MISSISSIPPI STATE*	2 PM
Tue	Apr. 13	at Georgia Tech	5 pm
Thu	Apr. 15	at Alabama*	6 pm
Fri	Apr. 16	at Alabama*	6 pm
Sat	Apr. 17	at Alabama*	1 pm
TUE	APR. 20	SAMFORD	6 PM
FRI	APR. 23	FLORIDA*	6 PM
SAT	APR. 24	FLORIDA*	11 PM
SUN	APR. 25	FLORIDA*	1 PM
Thu	Apr. 29	at Georgia*	6 pm
Fri	Apr. 30	at Georgia*	6 pm
Sat	May 1	at Georgia*	11 am
TUE	MAY 4	UAB	6 PM
THU	MAY 6	LSU*	6:30 PM
FRI	MAY 7	LSU*	7 PM
SAT	MAY 8	LSU*	2 PM
Tue	May 11	at Samford	6 pm
FRI	MAY 14	TEXAS A&M*	6 PM
SAT	MAY 15	TEXAS A&M*	2 PM
SUN	MAY 16	TEXAS A&M*	1 PM
TUE	MAY 18	NORTH ALABAMA	6 PM
Thu	May 20	at Missouri*	TBA
Fri	May 21	at Missouri*	TBA
Sat	May 22	at Missouri*	TBA

POSTSEASON

May 25-30	SEC Tournament	TBA
June 4-7	NCAA Regionals	TBA
June 11-14	NCAA Super Regionals	TBA
June 19-30	NCAA College World Series	TBA

Home games in **BOLD CAPS**

All home games at Plainsman Park | All times central

GAMES 4-5

AUBURN, ALA. (Samford Stadium-Hitchcock Field at Plainsman Park)



#17 **AUBURN TIGERS** (3-0, 0-0 SEC)

Head Coach: Butch Thompson (Birmingham-Southern, 1992)

Career Record: 196-136 (7th season) | Record at Auburn: 157-115 (6th season)

VS.



ALABAMA A&M BULLDOGS (0-0, 0-0 SWAC)

Head Coach: Elliott Jones (Southern)

Career Record: 0-0 (1st season) | Record at AAMU: 0-0 (1st season)

» QUICK HITTERS

- Auburn swept Presbyterian in a three-game series opening weekend, marking the team's third opening weekend sweep in the last four seasons.
- The Tigers improved to 15-4 in season opening series under head coach Butch Thompson, including 12-1 in the last four years.
- The Auburn pitching staff turned in a 1.29 ERA and struck out 10 or more batters in all three contests. The Tigers have now struck out 10+ batters in 19 of the last 21 games since the start of 2020.
- The Tigers' bullpen allowed just one run in 14.0 innings of work (0.64 ERA).
- Newcomers Josh Hall and Bryson Ware went a combined 9-for-19 with five runs and seven RBI.
- Thirteen players collected a hit and 10 players scored and drove in a run over the weekend.
- Trace Bright will make the fourth start of his Auburn career Tuesday, and Jack Sokol will make his Auburn debut in Wednesday's game.
- Auburn has won all 13 previous contests against Alabama A&M, outscoring the Bulldogs 142-26.

PITCHING MATCHUP

	AUBURN		ALABAMA A&M
TUE	SO RHP Trace Bright	(0-0, 0.00) vs.	TBA
WED	FR RHP Jack Sokol	(0-0, 0.00) vs.	TBA

GAME INFO

Date: Tuesday-Wednesday, Feb. 23-24, 2021
Game Time: 4 pm / 4 pm
Site: Auburn, Ala. / Plainsman Park (4,096)
Radio: 99.9/93.9 FM | AuburnTigers.com | TuneIn
Talent: Brad Law, Gregg Olson
Talent: Andy Burcham, Brad Law
Live Stats: StatBroadcast.com
Twitter Updates: @AuburnBaseball
Postgame Recap: AuburnTigers.com
Series History: Auburn leads, 13-0
Auburn: Auburn leads, 13-0
Huntsville: Never met
Last Meeting: AU 12, AAMU 6 (Feb. 26, 2020)
Streak: W13

AUBURN

3-0, 0-0 SEC

Team Leaders

Batting Average: R-SO OF **Josh Hall** (.571)
Runs: SR OF **Judd Ward** (4)
2B: Five tied (1)
HR: Five tied (1)
RBI: SO IF **Bryson Ware** (5)
Stolen Bases: JR OF **Kason Howell** (2-2)

ALABAMA A&M

0-0, 0-0 SWAC

Head Coach: Elliott Jones (Southern)

Career: 0-0 (1st season)

at AAMU: 0-0 (1st season)

Team Leaders (2020 Stats)

Batting Average: FR OF **Janmikell Bastardo** (.323)
2B: SR OF **Pierre Brewton** (6)
HR: Four tied (1)
RBI: SO C **Dillon Roop** (11)

POTENTIAL STARTING LINEUP

Pos.	#	Player	AVG	AB	R	H	2B	3B	HR	RBI	SB-SBA	BB
C	28	Nate LaRue	.500	4	1	2	1	0	1	2	0-0	0
1B	8	Bryson Ware	.417	12	3	5	1	0	1	5	1-2	1
2B	47	Garrett Farquhar	.286	7	0	2	0	0	0	0	0-0	0
3B	4	Rankin Woley	.167	12	2	2	1	0	1	4	0-0	2
SS	19	Brody Moore	.286	7	3	2	0	0	0	1	0-0	1
LF	1	Judd Ward	.333	12	4	4	1	0	1	2	0-0	2
CF	5	Kason Howell	.100	10	1	1	0	0	0	0	2-2	1
RF	2	Josh Hall	.571	7	2	4	0	1	0	2	0-1	0
DH	41	Steven Williams	.300	10	2	3	0	0	0	0	0-0	3



AUBURN'S RECORD WHEN...

	2021	Under Thompson
Overall	3-0	157-115
SEC	0-0	53-66
Non-Conference	3-0	92-39
Postseason	0-0	15-13
Home	3-0	109-49
Away	0-0	33-51
Neutral	0-0	13-13
Current streak	W3	W3
Last 5 games	--	--
Last 10 games	--	--

Situational:

AU scores first	3-0	104-38
Opp. scores first	0-0	53-77
AU scores 4+ runs	2-0	143-44
AU scores 3 runs or less	1-0	14-71
AU leads after 7 innings	2-0	128-10
8 innings	2-0	147-9
AU trails after 7 innings	0-0	11-88
8 innings	0-0	4-93
Game tied after 7 innings	1-0	16-14
8 innings	1-0	3-9
Extra Innings	1-0	7-10
1-run games	1-0	30-29
2-run games	0-0	17-8
3-run games	0-0	18-16
Games decided by 5+ runs	2-0	77-35
vs. LH Starter	1-0	49-34
vs. RH Starter	2-0	108-81
More hits than opponent	3-0	117-20
Fewer hits than opponent	0-0	25-87
Hits are tied	0-0	13-9
AU has 10+ hits	2-0	97-41
Opp. has 10+ hits	0-0	38-70
Hit a home run	2-0	100-37
Opp. hits a home run	2-0	63-69
AU quality start	0-0	54-18
Opp. quality start	0-0	19-47
AU commits no errors	1-0	68-29
Opp. commits no error	1-0	40-58

By Day:

Sunday	1-0	25-21
Monday	0-0	1-2
Tuesday	0-0	31-15
Wednesday	0-0	12-5
Thursday	0-0	5-11
Friday	1-0	39-24
Saturday	1-0	41-35
Day Games (first pitch before 6 p.m.)	1-0	95-60
Night Games (first pitch after 6 p.m.)	0-0	62-55
Doubleheaders	0-0	20-10

By Month:

February	3-0	38-10
March	0-0	56-26
April	0-0	31-36
May	0-0	21-35
June	0-0	10-7

By Jersey:

White	0-0	48-25
Blue	1-0	26-21
Orange	1-0	35-23
Gray	0-0	16-30
Pinstripes	1-0	22-14
Cream Throwback	0-0	8-2

UNIVERSITY INFORMATION

Location	Auburn, Ala.
Enrollment	30, 440
Founded	October 1, 1856
Nickname	Tigers
Colors	Burnt Orange and Navy Blue
President	Dr. Jay Gogue
Athletics Director	Allen Greene
Conference	Southeastern (SEC West)
Stadium / Capacity	Samford Stadium-Hitchcock Field at Plainsman Park / 4,096
Ticket Office Phone	855-282-2010

BASEBALL COACHING / SUPPORT STAFF

Head Coach	Butch Thompson (Birmingham-Southern, 1992)
Record at Auburn / Seasons	157-115 (.577) / 6th
Career Coaching Record / Seasons	196-136 (.590) / 7th
Assistant Coach	Karl Nonemaker (Vanderbilt, 2002)
Assistant Coach	Gabe Gross (Auburn, 2012)
Volunteer Assistant	Tim Hudson (Auburn)
Student Assistant	Dan Gamache (Auburn)
Director of Operations	Greg Drye (Southern Miss, 1998)
Special Asst. to Head Coach	Randall Dickey (Ouachita Baptist, 1983)
Player Development & Data Analyst	Blake Logan (Auburn, 2017)
Athletic Trainer	Anthony Sandersen (South Dakota State, 2004)
Strength & Conditioning	Chris Joyner (Minnesota State - Mankato, 2001)

PROGRAM HISTORY

Modern Era Program Record (since 1949)	1,966-1,348-4 (.593)
College World Series Appearances / Last	5 / 2019
College World Series Record	3-10 (.231)
NCAA Regional Appearances/ Last	22 / 2019
NCAA Regional Record	51-45 (.531)
NCAA Super Regional Appearances / Last	3 / 2019
NCAA Super Regional Record	3-5 (.375)
Last Postseason Opponent	Louisville / 2019 College World Series
Result	Lost, 5-3

POSTSEASON HISTORY

College World Series Appearances: 5 (1967, 1976, 1994, 1997, 2019)

Super Regional Appearances: 3 (1999, 2018, 2019)

NCAA Regional Appearances: 22 (1963, 1967, 1976, 1978, 1987, 1989, 1993-95, 1997-2003, 2005, 2010, 2015, 2017, 2018, 2019)

NCAA Regional Titles: 7 (1967, 1976, 1994, 1997, 1999, 2018, 2019)

MEDIA RELATIONS

Baseball Contact: George Nunnelley, Asst. Director - Athletics Comm.
Cell: 502-609-9982
Email: gnnunnelley@auburn.edu
Twitter: @gnunnelley
Associate AD: Kirk Sampson

2021 AUBURN BASEBALL ROSTER

No.	Name	Pos.	Cl.	B/T	Ht.	Wt.	Exp.	Hometown (Previous School)
1	Judd Ward	OF	Sr.	L/R	6-1	195	3L	Russellville, Ala. (Russellville)
2	Josh Hall	OF	R-So	L/R	5-9	185	TR	Homewood, Ala. (Ole Miss)
3	Brayton Brown	OF	So.	R/R	5-9	190	1L	Selma, Ala. (Morgan Academy)
4	Rankin Woley	IF	Gr.	R/R	6-0	210	2L	Atlanta, Ga. (Chattahoochee Valley)
5	Kason Howell	OF	Jr.	R/R	6-0	185	2L	Argyle, Texas (Liberty Christian)
6	Bobby Peirce	OF	R-So.	R/R	6-2	195	JC	Scottsdale, Ariz. (South Mountain)
7	Cole Foster	IF	Fr.	S/R	6-1	190	HS	Plano, Texas (Plano Senior)
8	Bryson Ware	IF	So.	R/R	6-2	195	JC	Madison, Miss. (Pearl River)
9	Ryan Bliss	IF	Jr.	R/R	5-9	165	2L	LaGrange, Ga. (Troup)
10	Tyler Miller	IF/OF	Jr.	L/R	6-2	193	1L	Spanish Fort, Ala. (East Mississippi)
11	Kade Snell	LHP	Fr.	L/L	6-1	225	HS	Dothan, Ala. (Wicksburg)
12	Carter Frederick	RHP/OF	Fr.	R/R	6-4	225	HS	Chelsea, Ala. (Chelsea)
13	Ben Schorr	C	Fr.	R/R	6-1	205	HS	Columbus, Ga. (Columbus)
14	Brooks Fuller	LHP	Jr.	L/L	6-2	215	2L	Auburn Ala. (Auburn)
16	Cam Hill	LHP/IF	Fr.	L/L	6-3	210	HS	Madison, Ala. (Bob Jones)
17	Ryan Dyal	C	R-Fr.	L/R	6-0	190	HS	Senoia, Ga. (East Coweta)
18	Mason Barnett	RHP	So.	R/R	6-1	205	1L	Cartersville, Ga. (Cartersville)
19	Brody Moore	IF/UTL	Jr.	R/R	6-0	185	2L	Oneonta, Ala. (Oneonta)
20	Cody Greenhill	RHP	Sr.	R/R	6-4	216	3L	Russellville, Ala. (Russellville)
21	Trace Bright	RHP	So.	R/R	6-4	185	1L	Montgomery, Ala. (Trinity Presbyterian)
22	Garrett Wade	LHP	Jr.	L/L	6-2	205	2L	Hartselle, Ala. (Hartselle)
23	Peyton Glavine	LHP	R-Jr.	R/L	5-11	176	2L	Alpharetta, Ga. (Blessed Trinity)
24	Peyton Sybrandt	C	Fr.	L/R	6-3	210	HS	Baton Rouge, La. (Episcopal School)
25	Johnny Ceccoli	IF/OF	So.	L/R	6-2	210	1L	Tyler, Texas (All Saints Episcopal)
26	Hayden Mullins	LHP	So.	L/L	6-0	185	1L	Gallatin, Tenn. (Hendersonville)
27	Seb Thomas	RHP	So.	R/R	6-5	250	1L	Brookhaven, Ga. (Marist)
28	Nate LaRue	C	So.	R/R	6-3	210	1L	Mobile, Ala. (McGill-Toolen)
29	Carson Skipper	LHP	Jr.	L/L	6-3	210	2L	Trussville, Ala. (Hewitt-Trussville)
32	Carson Swilling	RHP	Fr.	R/R	6-1	185	HS	Smiths Station, Ala. (Smiths Station)
33	Will Morrison	RHP	R-So.	R/R	6-2	190	1L	Cullman, Ala. (Cullman)
34	John Samuel Shenker	IF	R-Jr.	R/R	6-3	250	1L	Albany, Ga. (Colquitt County)
36	Jack Sokol	RHP	Fr.	R/R	6-4	192	HS	New Albany, Ohio (New Albany)
40	Blake Burkhalter	RHP	So.	R/R	6-0	185	1L	Dothan, Ala. (Northview)
41	Steven Williams	OF	Sr.	L/R	6-3	216	3L	Albany, Ga. (Deerfield-Windsor)
43	Richard Fitts	RHP	Jr.	R/R	6-3	215	2L	Helena, Ala. (Helena)
44	Jack Owen	LHP	Sr.	L/L	6-2	204	3L	Aliso Viejo, Calif. (JSerra)
45	Joseph Gonzalez	RHP	Fr.	R/R	6-4	215	HS	Humacao, P.R. (Leadership Christian Academy)
47	Garrett Farquhar	IF	Sr.	R/R	5-11	185	1L	Hoover, Ala. (Shelton State)

COACHES & STAFF

30	Butch Thompson	Head Coach	Sixth Year
35	Karl Nonemaker	Assistant Coach	Fourth Year
39	Gabe Gross	Assistant Coach	Fourth Year
15	Tim Hudson	Volunteer Assistant Coach	Second Year
	Dan Gamache	Student Assistant Coach	Second Year
	Greg Drye	Director of Operations	Sixth Year
	Anthony Sandersen	Athletic Trainer	Fourth Year
	Blake Logan	Player Development & Data Analyst	Second Year
	Chris Joyner	Strength & Conditioning	Third Year

PRONUNCIATION GUIDE

Johnny CECCOLI	Suh-CO-lee
Ryan DYAL	DIAL
Garrett FARQUHAR	FAR-kwar
KASON Howell	KAY-son
Ben SCHORR	SHORE
John Samuel SHENKER	SHANK-er
Jack SOKOL	SOAK-ull
Peyton SYBRANDT	SIGH-brandt
Rankin WOLEY	WOE-lee

30 BUTCH THOMPSON HEAD COACH

THE AUBURN SKIPPER

- Eight College World Series appearances / 17 postseason appearances
- 2013 National Runner-up (Mississippi State)
- 2001 National Champion (Birmingham-Southern)
- 2014 Baseball America/ABCA National Assistant Coach of the Year
- 2006 FCA Coach of the Year
- Coached 16 pitchers who went on to pitch in the Major Leagues
- Recruited and coached 32 pitchers who were drafted out of college that weren't drafted out of high school

Butch Thompson enters his sixth season at the helm of the program in 2020, posting a record of 154-115 in his first five seasons. He led the program to the first College World Series appearance in 22 years in 2019 and has taken the Tigers to three straight regionals for the first time since 2001-03.

Butch Thompson was named Auburn's head baseball coach on October 22, 2015 and enters his sixth season with the Tigers in 2021.

Thompson, who spent three seasons as an assistant coach and recruiting coordinator at Auburn from 2006-08, returned to The Plains after seven seasons at Mississippi State as both associate head coach and pitching coach.

A native of Amory, Miss., Thompson has coached 30 Division I All-Americans and 39 all-conference performers. He has seen 16 of his former pitchers make their Major League Baseball debuts, including 10 since 2014. Thompson has also turned 32 pitchers who went undrafted out of high school into MLB draft picks.

Thompson had three pitchers drafted in the first 11 rounds in 2014 and five pitchers drafted, including three in the top 10 rounds, in 2013. He added a first-round selection in the 2016 draft, a third-round pick in Keegan Thompson in 2017 and the first No. 1 overall pick in program history in Casey Mize in 2018. With Tanner Burns also going as a supplemental first round pick in 2020, Auburn became one of four programs with a pair of pitchers drafted in the first round in the last three years.

Along with his pitching pedigree, Thompson is also considered one of the top recruiters in the country. Since 2003, he has secured 13 recruiting classes that were ranked in the top 10 by either Baseball America or Perfect Game, including the No. 5 signing class in 2017 and a program record No. 4 class in 2018. His classes signed from 2006-08 at Auburn each ranked in the top 18 nationally, including the No. 5 class in 2008, which included All-American and SEC Player of the Year Hunter Morris.

In 28 years of coaching at the collegiate level, including 19 in the Southeastern Conference, Thompson has coached eight College World Series participants, including leading the Tigers to the program's first trip to the College World Series in 22 years in 2019. Thompson has also coached one national champion and a national runner-up, won nine conference championships and made 17 postseason appearances. He has also served as an assistant under three National Coach of the Year recipients.

Thompson was named the 2006 Fellowship of Christian Athletes SEC Coach of the Year while at Auburn and the 2014 Baseball America and American Baseball Coaches Association (ABCA) National Assistant Coach of the Year while at Mississippi State.

Thompson has returned the Tigers to prominence in five seasons on The Plains as he has guided the team to a 154-115 overall record and three straight NCAA Tournament appearances for the first time since 2001-03, including back-to-back super regionals for the first time in program history. After advancing to the College World Series in 2019 and a winner-take-all game three in the Gainesville Super Regional in 2018, the Tigers have finished each of the last two full seasons ranked as high as No. 8 and No. 9, respectively. It marked the third time in program history the team has finished back-to-back seasons in the top 10.

Entering the 2019 postseason as the No. 2 seed in the Atlanta Regional, Auburn became the only program to sweep a regional on the road in each of the last two seasons before also becoming the first team to defeat North Carolina in a Chapel Hill Super Regional in 2019, punching its ticket to Omaha for the first time since 1997.

In seven seasons at MSU, Thompson made four NCAA regional trips, two Super Regionals, won the SEC Tournament and advanced to the College World Series finishing as NCAA runner-up in 2013. In three of his last four seasons in Starkville, the Bulldogs' staff ERA finished no higher than 3.06. Thompson's 2013 pitching staff was one of two nationally to finish in the top 15 in ERA, strikeouts per nine



innings and hits allowed per nine innings.

In addition to his experience at Auburn and Mississippi State, Thompson also spent four seasons at Georgia from 2002-05, including a trip to the College World Series in 2004. While there, he guided the development of future Major Leaguers Josh Fields, Mitchell Boggs and Brooks Brown.

Thompson launched his coaching career as pitching coach and top assistant at Huntingdon College (Ala.) in 1993, before returning to his alma mater in Birmingham, where he helped lead the Panthers to back-to-back Southern States Conference Championships and in 1995 coached BSC to its first NAIA World Series berth.

Thompson left BSC briefly to serve as head coach at Jefferson State Community College in Birmingham in 1997. While at JSCC, he was honored as the Regional Tournament Coach of the Year, the ABCA Alabama Junior College Coach of the Year and the Southeast Region Coach of the Year after guiding JSCC to a 39-21 mark, the AJCAA Region 22 State Championship and a third-place finish in the NJCAA Division II World Series.

He returned to Birmingham-Southern as top assistant the following season, beginning a four-year run during the most successful span in BSC baseball history. The Panthers won 196 games and four TranSouth Conference Championships and made three-consecutive appearances in the NAIA World Series. BSC's 2001 team posted a school-best 55-11 mark and captured the NAIA National Championship.

In 2002, Thompson joined the SEC baseball coaching fraternity as a pitching coach and recruiting coordinator at Georgia and has been a part of the league for the past 17 seasons.

Thompson currently serves as the large-school representative for the Alabama Baseball Coaches Association and is an All-American committee member representing the South region for the ABCA.

Thompson prepped at Amory (Miss.) High School and later starred as a pitcher at Itawamba (Miss.) Community College from 1989-90. On Oct. 25, 2014, Thompson was inducted into the ICC Athletic Hall of Fame.

He earned a Bachelor's Degree in History at BSC in 1992 and completed a Master's Degree in Sports Administration at UAB in 1996. He is married to the former Robin Ashe of Birmingham, Ala., and they are the parents of three daughters --- Anna, Olivia and Madelyn Gail.

NATIONAL POLLS

NEWS & NOTES

BASEBALL AMERICA

Feb. 22

1. Ole Miss*
2. Virginia
3. Miami
4. Vanderbilt
5. Louisville
6. Arkansas*
7. Florida*
8. Mississippi State*
9. Florida State
10. TCU
11. Duke
12. Texas Tech
13. LSU*
14. UCLA
15. N.C. State
16. South Carolina
17. Tennessee
18. Texas
19. UC Santa Barbara
20. Michigan
21. Georgia Tech*
22. Alabama*
23. Arizona
24. East Carolina
25. Oklahoma*

D1 BASEBALL

Preseason

1. Florida*
2. UCLA
3. Texas Tech
4. Vanderbilt
5. Louisville
6. Ole Miss*
7. Mississippi State*
8. Arkansas*
9. Texas
10. TCU
11. UC Santa Barbara
12. LSU*
13. N.C. State
14. West Virginia
15. Georgia Tech*
16. Virginia
17. Wake Forest
18. South Carolina
19. Tennessee
20. Oklahoma State
21. Miami
22. Arizona
- 23. AUBURN**
24. Florida State
25. East Carolina

USA TODAY

Preseason

1. Florida*
2. UCLA
3. Vanderbilt
4. Texas Tech
5. Ole Miss*
6. Louisville
7. Mississippi State*
8. Arkansas*
9. LSU*
10. Texas
11. TCU
12. N.C. State
13. UC Santa Barbara
14. Virginia
15. Miami
16. Tennessee
17. Georgia Tech*
18. Oklahoma State
19. Arizona
20. South Carolina
21. Florida State
22. West Virginia
23. East Carolina
24. Georgia*
25. Wake Forest

NCBWA

Preseason

1. Florida*
2. UCLA
3. Vanderbilt
4. Texas Tech
5. Ole Miss*
6. Louisville
7. Mississippi State*
8. Arkansas*
9. Texas
10. Miami
11. N.C. State
12. TCU
13. LSU*
14. UC Santa Barbara
15. Virginia
16. Florida State
17. Arizona
18. Georgia Tech*
19. East Carolina
20. Tennessee
21. West Virginia
22. Oklahoma*
23. South Carolina
24. Georgia*
- 25. AUBURN**

PERFECT GAME

Preseason

1. Florida*
2. Louisville
3. Texas Tech
4. UCLA
5. Ole Miss*
6. Vanderbilt
7. Miami
8. LSU*
9. Virginia
10. UC Santa Barbara
11. Arizona
12. Mississippi State*
13. East Carolina
14. Indiana
15. Arizona State
16. N.C. State
- 17. AUBURN**
18. Michigan
19. Georgia Tech*
20. Arkansas*
21. Florida State
22. Texas
23. Ohio State
24. Georgia*
25. UCF

COLLEGIATE BASEBALL

Feb. 22

1. Miami
2. Vanderbilt
3. Florida*
4. Ole Miss*
5. Arkansas*
6. Louisville
7. Georgia*
8. UC Santa Barbara
9. UCLA
10. Texas Tech
11. LSU*
12. Mississippi State*
13. N.C. State
14. Virginia
15. Arizona State
16. East Carolina
17. Oklahoma State
18. Michigan
19. TCU
20. South Carolina
21. Dallas Baptist
22. Clemson
23. Alabama*
24. Arizona
25. Florida State

AUBURN IN THE POLLS

BA D1 CB NC PG USA

Pre. NR 23 NR 25 17 NR
2/22 NR -- NR -- -- --

SCOUTING THE BULLDOGS

- Alabama A&M is led by first-year head coach Elliott James, who served as an assistant at Grambling State (2018-20) and Southern (2013-17) the last eight seasons.
- Alabama A&M's season opening weekend in New Orleans was canceled due to weather.
- The Bulldogs return their top three hitters from a season ago, including leading hitter Janmikell Bastardo, who turned in a .323 average in 17 games in 2020.

WEALTH OF EXPERIENCE

- The Tigers return 12 position players, including seven players who started 10 or more games, and 10 pitchers from last year's team.
- The returning position players accounted for 76 percent of the runs, 77 percent of the RBI and 79 percent of the Tigers' hits in 2020.
- Despite losing two weekend starters in Tanner Burns and Bailey Horn, the returning pitchers accounted for 62 percent of the strikeouts, 66 percent of the innings pitched and 71 percent of the team's appearances in 2020.

HOME SWEET HOME

- Thirty-three games are scheduled to be played at Plainsman Park in 2021, including 13 of the first 17 contests.
- The Tigers are 90-34 (.726) at home since the start of the 2017 season and 67-21 (.761) at home since the start of the 2018 season.

NON-CONFERENCE SUCCESS

- Auburn is 55-15 (.786) against non-conference opponents in the regular season since 2018, including 34-6 (.850) on the weekend.

PROVEN VETERANS

- Seniors Cody Greenhill and Jack Owen are two of eight SEC pitchers with a career sub-4.00 ERA and 100+ IP.
- Greenhill has posted a 2.63 ERA in 133.2 IP while Owen has turned in a 3.76 clip in 124.1 IP.

PROLIFIC OFFENSE

- Auburn finished the shortened 2020 season as the national leader in batting average (.330) and also ranked in the top 10 in the country in hits (210), doubles (51), runs (158) and on-base percentage (.421).

RACE TO 100

- Ryan Bliss (85 games) and Rankin Woley (83 games) collected the 100th hits of their Auburn career in Friday's season opener vs. Presbyterian.
- Bliss became the fastest Auburn player to arrive as a true freshman to reach 100 career hits since Jordan Ebert did it in 83 career games (2013-14).
- Comparatively, it took Auburn's career hits leader Jay Waggoner 92 games to record his 100th career hit.
- Auburn greats Gabe Gross, Frank Thomas and Josh Donaldson reached their 100th career hits in 70, 81 and 93 games, respectively.
- The Tigers now have four players with 100+ hits in an Auburn uniform - Williams (143) and Ward (118).

GETTING IT STARTED

- Judd Ward and Ryan Bliss have hit first and second in the Auburn lineup in 47 straight games dating back to 2019.
- During the 47-game span, the duo is hitting .318 (124-for-390) with 87 runs, 23 doubles, three triples, 11 home runs and 68 RBI.

SWING IT, STEVEN

- Senior outfielder Steven Williams ranks second among active SEC players in hits (143), home runs (23) and RBI (99).
- Williams would enter the top 10 in program history with 12 or more home runs this season.

HOLDING IT DOWN

- Outfielders Judd Ward, Kason Howell and Steven Williams have started together in 65 of 87 games dating back to the start of the 2019 season, including 61 of 66 games during the Tigers' run to Omaha.

A NEW ROLE

- Senior right-hander Cody Greenhill made his first career start and earned the win in the season opener vs. Presbyterian last Friday.
- Greenhill previously made 53 career relief appearances since 2018 and ranks sixth in program history in saves (19).

THE NEXT IN LINE?

- Junior right-hander Richard Fitts earned the attention of MLB scouts during the fall as has been tabbed as high as the No. 8 college prospect and No. 13 overall prospect for the 2021 MLB Draft.

FIRST ROUND FACTORY

- With Casey Mize going as the No. 1 overall pick in 2018 and Tanner Burns going as a supplemental first round pick last summer, Auburn became one of four programs with two first round picks in the last three years.

ALL-SEC

- Ryan Bliss and Rankin Woley held down the left side of the infield on the Preseason All-SEC Team selected by the leagues head coaches earlier this month.
- The tandem are the first shortstop and third baseman teammates to both be named First Team Preseason All-SEC since Dalton Guthrie and Jonathan India of Florida in 2017.

ALL-AMERICA

- Three Tigers have been represented on Preseason All-America teams in Ryan Bliss, Richard Fitts and Rankin Woley.
- Baseball America: Bliss and Fitts (3rd)
- Collegiate Baseball: Bliss and Woley (3rd)
- D1 Baseball: Fitts (2nd)
- NCBWA: Woley (2nd)
- Perfect Game: Bliss (3rd)

GOLDEN (ARM)

- Richard Fitts was also named to the USA Baseball Golden Spikes Award preseason Watch List earlier this week.
- It marks the fourth straight season an Auburn pitcher has been named to the watch list as Fitts follows Casey Mize (2018) and Tanner Burns (2019, 2020).
- Auburn and LSU are the only two programs in the country to have a pitcher represented on the preseason watch list each of the last four seasons.

FRESH FACES

- Auburn's 2020 signing class includes 11 newcomers and was ranked as high as the No. 14 class in the country entering 2021.
- The class was highlighted by Cole Foster, who was rated by PBR as the No. 26 player in the class and was recently tabbed by Perfect Game as the No. 4 college prospect for the 2023 MLB Draft.
- Transfers Bryson Ware, Josh Hall and Bobby Peirce look to make an impact on the field at the plate, while freshmen Cam Hill and Joseph Gonzalez will look to carve out a role on the mound.

HISTORIC RUN

- Auburn's appearance in the 2019 College World Series was the team's fifth all-time and the first since 1997.
- The Tigers have been to three straight regionals for the first time since 2001-03 and two straight super regionals for the first time in program history.
- The team has won 118 games in the last three full seasons, marking the most wins in a three-year span since winning 124 games from 1999-2001.

MLB SUCCESS ON STAFF

- With the addition of 17-year MLB veteran Tim Hudson prior to the 2020 season, Auburn's coaching staff has 62 years of experience in professional baseball, including 32 years in the MLB.
- Other members of the coaching and support staff with professional experience include Gabe Gross, Karl Nonemaker, Dan Gamache, Chris Joyner and Anthony Sandersen.

ON THE DOORSTEP

- Hudson went on the Hall of Fame ballot in 2021 and earned enough votes to remain on the ballot in 2022.
- In his 17-year career, he posted a 222-133 record with a 3.49 ERA in his MLB career and is the winningest MLB pitcher in SEC history. Eligible for the Hall of Fame ballot next year, Hudson was a four-time All-Star and 2014 World Series champion with the San Francisco Giants. He is a member of the Atlanta Braves Hall of Fame and Alabama Sports Hall of Fame.

AUBURN IN THE MLB DRAFT

- The 2020 MLB Draft marked the 46th consecutive year Auburn had at least one player selected, tied for the longest active streak in the SEC.
- With Tanner Burns and Bailey Horn going in the first and fifth rounds, it marked the third time in program history two pitchers were drafted in the first five rounds, including the first time since 1997.
- It was also the fifth straight draft with a top-five-round pick, marking the second time in program history to accomplish the feat (1997-2001), and the fourth straight draft with a top-seven-round pitcher for the first time in program history.

THE LAST TIME...

BATTING SUPERLATIVES

5 hits in a game	Anfernee Grier at Kennesaw St. [5-for-6] (4/12/16)
6 hits in a game	Tyler Johnstone vs. Elon [6-for-7, 2B, 3B] (2/25/05)
Reached base 6 times	Edouard Julien vs. Alabama A&M [3-3, 1 BB, 2 HBP] (4/3/18)
4 runs in a game	Judd Ward vs. Presbyterian (2/19/21)
5 runs in a game	Edouard Julien vs. Alabama A&M (4/3/18)
6 runs in a game	never
10-game hitting streak	Rankin Woley, 10 games (2/22-3/8)
15-game hitting streak	Jonah Todd, 16 games, (4/8-5/7/17)
20-game hitting streak	A. Grier, 22 games, (5/31/15-3/22/16)
25-game hitting streak	Justin Fradejas, 27 games (3/23-5/7/10)
30-game hitting streak	Casey Dunn, 31 games (2/22 [G1]-4/15/97)
3 doubles in a game	Jordan Ebert vs. Southern (2/26/16)
4 doubles in a game	Ken Dempsey vs. Georgia (1971)
2 triples in a game	Jay Gonzalez vs. Alabama State (2/28/12)
3 triples in a game	never
2 home runs in one game	Ryan Bliss vs. Wright State (2/29/20)
3 home runs in one game	Tony Caldwell at Kentucky (4/9/11)
7 RBI in a game	Judd Ward vs. Alabama A&M (2/26/20)
8 RBI in a game	Justin Bryant at Georgia (3/19/10)
9 RBI in a game	Hunter Morris at Georgia (3/21/10)
10 RBI in a game	Bob Berry vs. Huntington (4/15/82)
Grand slam home run	Conor Davis at UAB (3/20/19)
Inside-the-park home run	Edouard Julien vs. Georgia Southern (2/17/19)
HR to begin game	Will Holland at #5 Ole Miss (5/12/18)
Two HR in one inning	Dan Glevenyak at Jacksonville State (8th) (5/7/13)
HR in consecutive at-bats	Conor Davis vs. Alabama A&M/Wright State (2/26-28/20)
HR in three consecutive at-bats	Edouard Julien vs. Alabama A&M/UCF (2/20-22/19)
HR in consecutive games	Conor Davis vs. Alabama A&M/Wright State (2/26-28/20)
HR in three consecutive games	Conor Davis vs. Alabama A&M/Wright State (2/25-28/20)
HR in four consecutive games	Trent Mummy (4/17-23/10)
HR in four consecutive SEC games	Joseph Sanders (5/10-15/08)
HR in five consecutive games	Mike Bianucci (5/2-9/08)
Walk-off HR	Tim Lemons (4/6-10/85)
Pinch-hit HR	Steven Williams at #7 Georgia Tech (6/1/19)
Pinch-hit grand slam	Johnny Ceccoli vs. Oakland (2/19/20)
HR in first at-bat of season	Edouard Julien vs. BYU (G1 - 3/3/18)
HR in both games of DH	Steven Williams vs. Longwood (2/17/18)
	Dylan Ingram at #7 Mississippi St. (4/29/17)
Hit for the cycle	Judd Ward [3B, 1B, HR, 2B] vs. Illinois-Chicago (G1 - 2/15/20)
Hit from both sides of plate in same inning	Damon Haecker [5th inn.] vs. Jacksonville St. (3/15/17)
Two hits in same inning	Ryan Bliss [1B, HR] vs. Wright State [4th] (2/29/20)
Stole home	Justin Hargett vs. Davidson (Gm 2) [4th] (G1 - 3/3/10)
Stole two bases in a game	Brody Moore vs. Alabama A&M (2/26/20)
Stole three bases in a game	Anfernee Grier vs. Southern (2/26/16)
Hit by a pitch 2 times in a game	Farquhar & Shenker vs. Illinois-Chicago (2) (G1 - 2/15/20)
Hit by a pitch 3+ times in a game	Dan Glevenyak at Alabama (4) (4/11/14)
Scored 20 or more runs	20 vs. Wright State (2/29/20)
Scored 25 or more runs	25 vs. Longwood (2/17/18)
Scored 30 or more runs	32 vs. Troy (3/2/94)
Scored 5 runs in an Inning	5, vs. Coastal Carolina (8th) (5/31/19)
Scored 6 runs in an Inning	6, vs. Oakland (8th) (2/19/20)
Scored 7 runs in an Inning	7, vs. Chicago State (3rd) (3/8/20)
Scored 8 runs in an Inning	8, at UAB (5th) (3/19/19)
Scored 9 runs in an Inning	9, vs. Alabama (9th) (5/5/19)
Scored 10+ runs in an Inning	10, vs. Wright State (4th) (2/29/20)
Recorded 10+ hits in an Inning	11, vs. Furman (5th) (2/12/00)
Scored in every inning	vs. Coppin State (3/18/14)
Recorded 15-19 hits	17, vs. Chicago State (3/8/20)
Recorded 20 or more hits	21, at #4 Mississippi State (3/24/19)
Hit 3 or more home runs in an inning	3, vs. Northeastern (6th) (G1 - 3/10/18)
Hit 3 or more home runs in a game	3, vs. #17 Ole Miss (4/19/19)
Hit 5 or more home runs in a game	6, vs. Northeastern (G1 - 3/10/18)
Hit 7 or more home runs in a game	7, vs. Mississippi State (5/8/10)
Hit back-to-back home runs	S. Williams & R. Woley at #4 Mississippi State (6th) (3/22/19)
Hit back-to-back-to-back home runs	B. Fletcher, H. Morris & K. Patterson vs. Mississippi State (5th) (5/8/10)
Had 5 doubles	5, vs. Oakland (2/19/20)
Had 6 doubles	6, vs. Georgia Tech (3/13/18)
Had 7 doubles	7, vs. Chicago State (3/8/20)
Had 8 doubles	8, vs. BYU (G1 - 3/3/18)
Had 9+ doubles	10, vs. Tennessee (5/15/10)
Stole 5 bases in a game	5, vs. Bethune-Cookman (5/6/14)
Stole 6 bases in a game	6, vs. #21 Tennessee (3/17/19)
Stole 7 bases in a game	7, vs. Presbyterian (5/8/12)
Stole 8 bases in a game	8, vs. Alcorn State (2/22/12)
Walked 10+ times	12, vs. Wright State (2/29/20)
Did not strike out in a game	vs. Belmont (3/11/12)

PITCHING SUPERLATIVES

INDIVIDUAL	
Nine-inning no-hitter	Casey Mize vs. Northeastern (3/9/18)
Nine-inning no-hitter (combined)	Mike Mueller [2.0], Lee Carter [1.0], Brandon Channell [1.0], Reid Price [1.0], Andrew Skinner [1.0], Arnold Hughey [1.0], Ken Clayton [1.0], Cory Duettt [0.2], Sean Jones [0.1] vs. UAB (3/19/02)
Seven-inning no-hitter	Jason Johnson vs. LaGrange College (4/30/91)
Nine-inning perfect game	Eric Brandon vs. Murray State (3/2/02)
Seven-inning perfect game	Jason Johnson vs. LaGrange College (4/30/91)
Nine-inning one-hitter (individual)	Keegan Thompson vs. Presbyterian (3/1/14)
Nine-inning one-hitter (combined)	Tanner Burns [7.0], Cody Greenhill [2.0] vs. Chicago State (3/6/20)
Five-inning one-hitter	Kevin Davis [3.2], Jacob Milliman [1.1], vs. Radford (2/22/15)
Nine-inning two-hitter	Tanner Burns [9.0] vs. Cincinnati (3/1/19)
Complete game	Jack Owen vs. UTSA (3/9/19)
Complete game shutout	Jack Owen vs. UTSA (3/9/19)
Consecutive complete games	K. Thompson vs. Arkansas & LSU (4/4 & 4/11/15)
Struck out 10 batters	10 by Tanner Burns vs. Chicago State (3/6/20)
Struck out 11 batters	11 by Bailey Horn vs. Chicago State (3/8/20)
Struck out 12 batters	12 by Casey Mize at Kentucky (3/23/18)
Struck out 13 batters	13 by Casey Mize vs. Texas A&M (3/16/18)
Struck out 15 batters	15 by Tanner Burns vs. Cincinnati (3/1/19)
TEAM	
Struck out 15+ batters	Bailey Horn [11], Carson Skipper [2], Mason Barnett [3] vs. Chicago State (3/8/20)
Struck out 20+ batters	Brooks Fuller [4], Ryan Watson [4], Elliott Anderson [3], Cody Greenhill [4], Carson Skipper [3], Garrett Wade [2] vs. #9 Arkansas (4/5/19)
Struck out 15 batters consecutive games	vs. Ga State, at Missouri (4/5-7/16)
Shut out an opponent	9-0 vs. Chicago State (3/8/20)
Consecutive shutouts	6-0 vs. Wright State / 6-0 vs. Chicago State (3/1-6/20)
Three straight shutouts	2-0 vs. UT Martin / 6-0 vs. UTSA / 5-0 vs. UTSA (3/6-9/19)
Shut out an SEC opponent	7-0 at #12 Texas A&M (4/13/19)
Shut out an SEC opponent on the road	7-0 at #12 Texas A&M (4/13/19)
Consecutive SEC shutouts	5-0 and 4-0 at Miss. State (3/27-28/15)
Consecutive SEC shutouts on the road	5-0 and 4-0 at Miss. State (3/27-28/15)
Was shut out	4-0 at #12 Texas A&M (4/12/19)
Was held to one hit	vs. #24 Missouri (4/1/18)
Was no hit	vs. #13 Arkansas (5/25/17)
FIELDING SUPERLATIVES	
2 errors in a game	Will Holland at #7 Georgia Tech (6/1/19)
3 errors in a game	Luke Jarvis vs. Presbyterian (3/11/17)
4 errors in a game	Brett Burnham at Alabama (4/5/00)
3 double plays turned in a game	vs. Alabama (5/3/19)
4 double plays turned in a game	vs. Georgia Tech (4/4/17)
5 double plays turned in a game	never
Triple play (Auburn)	vs. Memphis (5/22/78)
Triple play (Opponent)	at Florida [4th] (3/15/08)
Threw a runner out at HP to end game	Will Holland vs. Presbyterian (3/12/17)
MISC. SUPERLATIVES	
Won 10 or more consecutive games	15 (2/24-3/22/19)
Won 15 or more consecutive games	15 (2/24-3/22/19)
Won 8 or more consecutive SEC games	9 (4/1-21/95)
Lost 5 or more consecutive games	7 (5/6-5/13/17)
Home winning streak	21 (1964-66)
Road winning streak	14 (1967/1995)
Season-opening winning streak	17 (2/7-3/5/97)
Extra-innings victory	2-1, vs. Presbyterian [10 inn] (2/21/21)
Extra-innings loss	6-9, vs. #9 Arkansas [15 inn] (G2 - 4/5/19)
Swept a 3-game series	vs. Presbyterian (2/19-21/21)
Swept a road series	at Alabama (4/20-21/18)
Swept a road SEC series	at Alabama (4/20-21/18)
Swept a SEC series	vs. #21 Tennessee (3/15-17/19)
Swept a 4-game series	Illinois-Chicago (2/14-16/20)
Swept a doubleheader	Illinois-Chicago (2/15/20)
Allowed 3 runs or fewer in a series	2, vs. Chicago State (3/6-8/20)
Allowed 3 runs or fewer in a SEC series	3 vs. Miss. State (3/27-29/15)
Allowed 4 runs or fewer in a series	3 vs. UTSA (3/8-9/19)
Allowed 4 runs or fewer in a SEC series	4 vs. Georgia (4/23-25/15)
Allowed 3 runs or fewer in a road series	3 vs. Miss. State (3/27-29/15)
Allowed 3 runs or fewer in a SEC road series	3 vs. Miss. State (3/27-29/15)
Overcome a deficit of 7+ runs	7 runs, [7-0, 12-8] vs. Florida A&M (2/22/17)
Won a 1-0 game	vs. Mercer (5/30/15) [NCAA Regional]
Lost a 1-0 game	vs. Ohio State (2/15/14)
Walk-off win	vs. Presbyterian [10 inn.] (2/21/21)
Walk-off loss	vs. #6 Mississippi State [9 inn.] (6/16/19)

HITTER PROFILES

9 • RYAN BLISS IF

5-9 • 165 • JR • LaGrange, Ga. • Troup County

- Collected a hit in all three contests over the weekend
- Preseason Third Team All-America (BA, CB, D1)
- Preseason First Team All-SEC
- Rated by Baseball America as the No. 76 overall prospect for the 2021 MLB Draft

CAREER STATISTICS

YEAR	AVG	GP-GS	AB	R	H	2B	3B	HR	RBI	SB-A
2019	.281	66-66	249	50	70	11	1	3	37	11-13
2020	.377	18-18	77	21	29	7	2	2	17	5-7
2021	.500	3-3	10	3	5	1	0	1	2	0-0
TOTAL	.310	87-87	336	74	104	19	3	6	56	16-20

CAREER HIGHS

At Bats: 6, vs. Oakland (2/19/20)
Runs: 4, vs. Georgia (5/11/19)
Hits: 4, vs. Oakland (2/19/20)
Doubles: 2, vs. UIC (2/14/20)
HR: 2, vs. Wright State (2/29/20)
RBI: 4, four times

SEASON HIGHS

4, two times
 2, vs. PC (2/19)
 2, two times
 1, vs. PC (2/21)
 1, vs. PC (2/20)
 1, two times

3 • BRAYTON BROWN OF

5-9 • 190 • SO • Selma, Ala. • Morgan Academy

- Is 5-for-5 in pinch-hitting opportunities in his career

CAREER STATISTICS

YEAR	AVG	GP-GS	AB	R	H	2B	3B	HR	RBI	SB-A
2020	.267	14-7	30	6	8	2	0	1	4	0-0
2021	.000	1	1	0	0	0	0	0	0	0-0
TOTAL	.258	15-7	31	6	8	2	0	1	4	0-0

CAREER HIGHS

At Bats: 5, vs. Alabama A&M (2/26)
Runs: 3, vs. Oakland (2/19)
Hits: 1, eight times
Doubles: 1, two times
HR: 1, vs. Alabama A&M (2/25)
RBI: 1, four times

SEASON HIGHS

1, vs. PC (2/19)
 --
 --
 --
 --
 --

47 • GARRETT FARQUHAR IF

5-11 • 185 • SR • Hoover, Ala. • Shelton State

CAREER STATISTICS

YEAR	AVG	GP-GS	AB	R	H	2B	3B	HR	RBI	SB-A
2020	.263	13-10	38	15	10	2	0	0	10	1-1
2021	.286	3-1	7	0	2	0	0	0	0	0-0
TOTAL	.267	16-11	45	15	12	2	0	0	10	1-1

CAREER HIGHS

At Bats: 5, two times
Runs: 3, two times
Hits: 2, four times
Doubles: 1, two times
RBI: 4, vs. UIC (2/16)

SEASON HIGHS

4, vs. PC (2/20)
 --
 2, vs. PC (2/20)
 --
 --

2 • JOSH HALL OF

5-9 • 185 • R-SO • Homewood, Ala. • Ole Miss

CAREER STATISTICS

YEAR	AVG	GP-GS	AB	R	H	2B	3B	HR	RBI	SB-A
2021	.571	3-2	7	2	4	0	1	0	2	0-1

CAREER HIGHS

At Bats: 4, vs. PC (2/19)
Runs: 2, vs. PC (2/19)
Hits: 2, two times
Triples: 1, vs. PC (2/19)
RBI: 1, two times

5 • KASON HOWELL OF

6-0 • 185 • JR • Argyle, Texas • Liberty Christian

CAREER STATISTICS

YEAR	AVG	GP-GS	AB	R	H	2B	3B	HR	RBI	SB-A
2019	.262	63-63	225	31	59	10	0	0	28	14-16
2020	.359	11-10	39	8	14	7	0	0	6	0-0
2021	.100	3-3	10	1	1	0	0	0	0	2-2
TOTAL	.270	77-76	274	40	74	17	0	0	34	16-18

CAREER HIGHS

At Bats: 6, at Mississippi State (3/24/19)
Runs: 3, two times
Hits: 3, three times
Doubles: 1, 15 times
RBI: 3, two times

SEASON HIGHS

5, vs. PC (2/19)
 1, vs. PC (2/20)
 1, vs. PC (2/20)
 --
 --

28 • NATE LARUE C

6-3 • 210 • SO • Mobile, Ala. • McGill-Toolen

- Turned in the first HR, multi-hit and multi-RBI game of his Auburn career Saturday
- Rated by Perfect Game as the No. 71 overall prospect and No. 49 college prospect for the 2022 MLB Draft

CAREER STATISTICS

YEAR	AVG	GP-GS	AB	R	H	2B	3B	HR	RBI	SB-A
2020	.294	8-3	17	6	5	1	0	0	2	0-0
2021	.500	2-1	4	1	2	1	0	1	2	0-0
TOTAL	.333	10-4	21	7	7	2	0	1	4	0-0

CAREER HIGHS

At Bats: 5, vs. UIC (2/15 - G1)
Runs: 2, vs. Alabama A&M (2/26)
Hits: 2, vs. PC (2/20/21)
Doubles: 1, two times
HR: 1, vs. PC (2/20/21)
RBI: 2, vs. PC (2/20/21)

SEASON HIGHS

4, vs. PC (2/20)
 1, vs. PC (2/20)
 2, vs. PC (2/20)
 1, vs. PC (2/20)
 1, vs. PC (2/20)
 2, vs. PC (2/20)

10 • TYLER MILLER IF

6-2 • 193 • JR • Spanish Fort, Ala. • EMCC

CAREER STATISTICS

YEAR	AVG	GP-GS	AB	R	H	2B	3B	HR	RBI	SB-A
2020	.229	12-9	35	9	8	0	1	0	5	0-0
2021	.125	2-2	8	0	1	0	0	0	1	0-0
TOTAL	.209	14-11	43	9	9	0	1	0	6	0-0

CAREER HIGHS

At Bats: 5, vs. UCF (2/22)
Runs: 2, two times
Hits: 1, eight times
RBI: 2, vs. UIC (2/15 - G1)

SEASON HIGHS

4, two times
 --
 1, vs. PC (2/21)
 1, vs. PC (2/19)

19 • BRODY MOORE IF

6-0 • 185 • JR • Oneonta, Ala. • Oneonta

CAREER STATISTICS

YEAR	AVG	GP-GS	AB	R	H	2B	3B	HR	RBI	SB-A
2019	.333	13-4	27	6	9	1	1	0	4	0-1
2020	.339	17-14	56	11	19	1	1	0	9	5-5
2021	.286	2-2	7	3	2	0	0	0	1	0-0
TOTAL	.333	32-20	90	20	30	2	2	0	14	5-6

CAREER HIGHS

At Bats: 5, vs. Alabama (5/5/19)
Runs: 3, vs. PC (2/19/21)
Hits: 3, two times
Doubles: 1, two times
RBI: 2, three times

SEASON HIGHS

4, vs. PC (2/21)
 3, vs. PC (2/19)
 1, two times
 --
 1, vs. PC (2/19)

6 • BOBBY PEIRCE OF

6-2 • 195 • R-SO • Scottsdale, Ariz. • S. Mountain

- Hit a pinch-hit, walk-off single in the 10th inn. Sunday

CAREER STATISTICS

YEAR	AVG	GP-GS	AB	R	H	2B	3B	HR	RBI	SB-A
2021	.500	2-0	2	0	1	0	0	0	1	0-0

SEASON HIGHS

At Bats: 1, two times
Runs: --
Hits: 1, vs. PC (2/21)
Doubles: --
RBI: 1, vs. PC (2/21)

34 • JOHN SAMUEL SHENKER IF

6-3 • 250 • R-JR • Albany, Ga. • Colquitt County

- Hauled in nine catches for 97 yards in 11 games for Auburn football last fall

CAREER STATISTICS

YEAR	AVG	GP-GS	AB	R	H	2B	3B	HR	RBI	SB-A
2020	.318	11-6	22	5	7	1	0	0	6	0-0
2021	.250	1-1	4	1	1	0	0	0	1	0-0
TOTAL	.308	12-7	26	6	8	1	0	0	7	0-0

CAREER HIGHS

At Bats: 5, vs. Wright State (2/29)
Runs: 2, vs. UIC (2/16)
Hits: 2, vs. UIC (2/16)
Doubles: 1, vs. UIC (2/15 - G1)
RBI: 2, two times

SEASON HIGHS

4, vs. PC (2/20)
 1, vs. PC (2/20)
 1, vs. PC (2/20)
 --
 1, vs. PC (2/20)

1 • JUDD WARD OF

6-1 • 195 • SR • Russellville, Ala. • Russellville

- Matched a career high with four hits and four runs in the season opener, finishing a triple shy of the cycle

CAREER STATISTICS

YEAR	AVG	GP-GS	AB	R	H	2B	3B	HR	RBI	SB-A
2018	.250	37-21	84	9	21	2	1	0	8	0-2
2019	.272	66-65	257	42	70	12	2	5	34	5-7
2020	.315	18-18	73	16	23	6	1	2	17	2-3
2021	.333	3-3	12	4	4	1	0	1	2	0-0
TOTAL	.277	124-107	426	71	118	21	4	8	61	7-12

CAREER HIGHS

At Bats: 7, vs. Arkansas (4/5/19)
Runs: 4, two times
Hits: 4, three times
Doubles: 2, two times
HR: 1, eight times
RBI: 7, vs. Alabama A&M (2/26)

SEASON HIGHS

5, vs. PC (2/19)
 4, vs. PC (2/19)
 4, vs. PC (2/19)
 1, vs. PC (2/19)
 1, vs. PC (2/19)
 2, vs. PC (2/19)

8 • BRYSON WARE IF/OF

6-2 • 195 • SO • Madison, Miss. • Pearl River

- His three hits and four RBI in the season opener were the most by an Auburn newcomer in a season opener since 2010 and 2007, respectively

CAREER STATISTICS

YEAR	AVG	GP-GS	AB	R	H	2B	3B	HR	RBI	SB-A
2021	.417	3-3	12	3	5	1	0	1	5	1-2

SEASON HIGHS

At Bats: 4, three times
Runs: 2, vs. PC (2/20)
Hits: 3, vs. PC (2/19)
Doubles: 1, vs. PC (2/20)
HR: 1, vs. PC (2/20)
RBI: 4, vs. PC (2/19)

41 • STEVEN WILLIAMS OF

6-3 • 216 • SR • Albany, Ga. • Deerfield-Windsor

- Ranks second among active SEC players in hits (143), home runs (23) and RBI (99).

CAREER STATISTICS

YEAR	AVG	GP-GS	AB	R	H	2B	3B	HR	RBI	SB-A
2018	.291	65-65	244	54	71	10	1	12	51	1-1
2019	.247	65-64	235	40	58	8	2	9	36	3-3
2020	.275	13-12	40	7	11	4	0	2	12	0-0
2021	.300	3-3	10	2	3	0	0	0	0	0-0
TOTAL	.270	146-144	529	103	143	22	3	23	99	4-4

CAREER HIGHS

At Bats: 6, two times
Runs: 4, three times
Hits: 4, four times
Doubles: 2, vs. BYU (3/3/18 - G1)
HR: 1, 23 times
RBI: 7, vs. Longwood (2/17/18)

SEASON HIGHS

4, two times
 1, two times
 1, three times
 --
 --
 --

4 • RANKIN WOLEY IF

6-0 • 210 • GR • Atlanta, Ga. • Chattahoochee Valley

- Matched a career high with four RBI in the season opener
- Scored the game-winning run in the 10th inn Sunday
- Preseason Third Team All-America (CB, NCBWA)
- Preseason First Team All-SEC

PITCHER PROFILES

18 • MASON BARNETT RHP

6-1 • 205 • SO • Cartersville, Ga. • Cartersville

- Made his first career start in the series finale Sunday
- Hasn't allowed a run in 11 innings dating back to 2020
- Rated by Perfect Game as the No. 32 overall player and No. 20 college prospect for the 2022 MLB Draft

CAREER STATISTICS

YEAR	ERA	W-L	G/S	IP	H	R	ER	BB	K	BAA
2020	3.52	0-0	6/0	7.2	5	4	3	3	16	.192
2021	0.00	0-0	1/1	4.0	3	0	0	2	4	.214
TOTAL	2.31	0-0	7/1	11.2	8	4	3	5	20	.200

CAREER HIGHS

Innings: 4.0, vs. PC (2/21/21)
Hits: 4, vs. UIC (2/15 - G2)
Runs: 3, vs. UIC (2/15 - G2)
Earned Runs: 3, vs. UIC (2/15 - G2)
Strikeouts: 5, vs. Georgia Tech (3/10)
Walks: 2, vs. PC (2/21/21)
Pitches: 65, vs. PC (2/21/21)

SEASON HIGHS

4.0, vs. PC (2/21)
 3, vs. PC (2/21)
 0, vs. PC (2/21)
 0, vs. PC (2/21)
 4, vs. PC (2/21)
 2, vs. PC (2/21)
 65, vs. PC (2/21)

21 • TRACE BRIGHT RHP

6-4 • 185 • SO • Montgomery, Ala. • Trinity

- Rated by Perfect Game as the No. 123 overall prospect and No. 84 college prospect for the 2022 MLB Draft

CAREER STATISTICS

YEAR	ERA	W-L	G/S	IP	H	R	ER	BB	K	BAA
2020	8.38	1-1	3/3	9.2	10	9	9	7	12	.278
2021	0.00	0-0	1/0	1.0	2	0	0	0	2	.400
TOTAL	7.59	1-1	4/3	10.2	12	9	9	7	14	.293

CAREER HIGHS

Innings: 4.2, vs. Alabama A&M (2/26)
Hits: 5, vs. Wofford (3/11)
Runs: 4, two times
Earned Runs: 4, two times
Strikeouts: 6, two times
Walks: 3, two times
Pitches: 80, vs. Alabama A&M (2/26)

SEASON HIGHS

1.0, vs. PC (2/19)
 2, vs. PC (2/19)
 0, vs. PC (2/19)
 0, vs. PC (2/19)
 2, vs. PC (2/19)
 0, vs. PC (2/19)
 28, vs. PC (2/19)

40 • B. BURKHALTER RHP

6-0 • 185 • SO • Dothan, Ala. • Northview

CAREER STATISTICS

YEAR	ERA	W-L	G/S	IP	H	R	ER	BB	K	BAA
2020	2.08	0-0	4/0	4.1	6	1	1	3	3	.462
2021	0.00	0-0	1/0	1.0	2	0	0	1	1	.400
TOTAL	1.69	0-0	5/0	5.1	8	1	1	4	4	.444

CAREER HIGHS

Innings: 1.1, vs. Alabama A&M (2/26)
Hits: 3, vs. UCF (2/23)
Runs: 1, vs. UCF (2/23)
Earned Runs: 1, vs. UCF (2/23)
Strikeouts: 2, vs. Alabama A&M (2/26)
Walks: 1, four times
Pitches: 25, vs. PC (2/20/21)

SEASON HIGHS

1.0, vs. PC (2/20)
 2, vs. PC (2/20)
 0, vs. PC (2/20)
 0, vs. PC (2/20)
 1, vs. PC (2/20)
 1, vs. PC (2/20)
 25, vs. PC (2/20)

43 • RICHARD FITTS RHP

6-3 • 215 • JR • Helena, Ala. • Helena

- Preseason Second Team All-America (D1) and Preseason Third Team All-America (BA)
- Rated the No. 8 college prospect by PG and No. 9 college prospect by D1
- Tabbed No. 13 overall prospect by PG, No. 15 overall by BA and No. 17 overall by MLB.com

CAREER STATISTICS

YEAR	ERA	W-L	G/S	IP	H	R	ER	BB	K	BAA
2019	5.31	5-3	21/5	62.2	78	37	37	17	47	.305
2020	2.77	1-0	6/1	13.0	9	4	4	5	16	.200
2021	1.80	0-0	1/1	5.0	1	1	1	2	6	.067
TOTAL	4.69	6-3	28/7	80.2	88	42	42	24	69	.278

CAREER HIGHS

Innings: 6.1, vs. UNA (5/14/19)
Hits: 7, three times
Runs: 6, at North Carolina (6/10/19)
Earned Runs: 6, at North Carolina (6/10/19)
Strikeouts: 8, vs. UNA (5/14/19)
Walks: 3, three times
Pitches: 93, at North Carolina (6/10/19)

SEASON HIGHS

5.0, vs. PC (2/20)
 1, vs. PC (2/20)
 1, vs. PC (2/20)
 1, vs. PC (2/20)
 6, vs. PC (2/20)
 2, vs. PC (2/20)
 66, vs. PC (2/20)

18 • BROOKS FULLER LHP

6-2 • 215 • JR • Auburn, Ala. • Auburn

CAREER STATISTICS

YEAR	ERA	W-L	G/S	IP	H	R	ER	BB	K	BAA
2019	4.50	2-2	20/8	44.0	39	30	22	35	36	.239
2020	2.25	1-1	3/2	8.0	11	3	2	1	7	.333
2021	2.70	0-0	2/0	3.1	4	1	1	1	4	.286
TOTAL	4.07	3-3	25/10	55.1	54	34	25	37	47	.257

CAREER HIGHS

Innings: 6.0, at Texas A&M (4/13/19)
Hits: 5, two times
Runs: 4, two times
Earned Runs: 4, vs. North Alabama (5/14/19)
Strikeouts: 6, vs. Ole Miss (4/20/19)
Walks: 4, at South Carolina (3/30/19)
Pitches: 93, at Texas A&M (4/13/19)

SEASON HIGHS

2.1, vs. PC (2/21)
 2, two times
 1, vs. PC (2/21)
 1, vs. PC (2/21)
 3, vs. PC (2/21)
 1, vs. PC (2/21)
 38, vs. PC (2/21)

45 • JOSEPH GONZALEZ RHP

6-4 • 215 • FR • Humacao, PR • Leadership CA

- Pitched a scoreless inning in his Auburn debut Sat.

CAREER STATISTICS

YEAR	ERA	W-L	G/S	IP	H	R	ER	BB	K	BAA
2021	0.00	0-0	1/0	1.0	2	0	0	0	1	.500

SEASON HIGHS

Innings: 1.0, vs. PC (2/20)
Hits: 2, vs. PC (2/20)
Runs: 0, vs. PC (2/20)
Earned Runs: 0, vs. PC (2/20)
Strikeouts: 1, vs. PC (2/20)
Walks: 0, vs. PC (2/20)
Pitches: 12, vs. PC (2/20)

20 • CODY GREENHILL RHP

6-4 • 216 • SR • Russellville, Ala. • Russellville

- Made his first career start and earned the win in Friday's season opener
- Ranks sixth in program history with 19 career saves
- Is one of three SEC pitchers entering 2021 with a sub-.300 career ERA and 100+ IP

CAREER STATISTICS

YEAR	ERA	W-L	G/S	IP	H	R	ER	BB	K	BAA
2018	2.30	6-3	21/0	58.2	53	17	15	19	55	.242
2019	3.45	2-3	28/0	57.1	53	27	22	18	44	.243
2020	0.00	0-0	4/0	12.2	5	0	0	1	17	.122
2021	3.60	1-0	1/1	5.0	3	3	2	1	6	.167
TOTAL	2.63	9-6	54/1	133.2	114	47	39	39	122	.230

CAREER HIGHS

Innings: 5.1, at LSU (5/18/19)
Hits: 7, at Mississippi State (3/24/19)
Runs: 5, at Mississippi State (3/24/19)
Earned Runs: 5, at Mississippi State (3/24/19)
Strikeouts: 6, two times
Walks: 3, three times
Pitches: 90, at LSU (5/18/19)

SEASON HIGHS

5.0, vs. PC (2/19)
 3, vs. PC (2/19)
 3, vs. PC (2/19)
 2, vs. PC (2/19)
 6, vs. PC (2/19)
 1, vs. PC (2/19)
 73, vs. PC (2/19)

16 • CAM HILL LHP

6-3 • 210 • FR • Madison, Ala. • Bob Jones

- Made his Auburn debut and earned the win in Sunday's series finale
- Rated by PG as the No. 36 college prospect for the 2023 MLB Draft

CAREER STATISTICS

YEAR	ERA	W-L	G/S	IP	H	R	ER	BB	K	BAA
2021	0.00	1-0	1/0	1.0	0	0	0	0	2	.000

SEASON HIGHS

Innings: 1.0, vs. PC (2/21)
Hits: 0, vs. PC (2/21)
Runs: 0, vs. PC (2/21)
Earned Runs: 0, vs. PC (2/21)
Strikeouts: 2, vs. PC (2/21)
Walks: 0, vs. PC (2/21)
Pitches: 12, vs. PC (2/21)

26 • HAYDEN MULLINS LHP

6-0 • 185 • SO • Gallatin, Tenn. • Hendersonville

- Rated by Perfect Game as the No. 125 overall prospect and No. 86 college prospect for the 2022 MLB Draft

CAREER STATISTICS

YEAR	ERA	W-L	G/S	IP	H	R	ER	BB	K	BAA
2020	3.68	1-0	5/0	7.1	4	3	3	6	10	.174
2021	0.00	1-0	1/0	1.0	2	0	0	1	2	.400
TOTAL	3.24	2-0	6/0	8.1	6	3	3	7	12	.214

CAREER HIGHS

Innings: 2.2, vs. Wofford (3/11)
Hits: 2, two times
Runs: 3, vs. UCF (2/23)
Earned Runs: 3, vs. UCF (2/23)
Strikeouts: 4, vs. UCF (2/23)
Walks: 3, vs. Wofford (3/11)
Pitches: 52, vs. Wofford (3/11)-

SEASON HIGHS

1.0, vs. PC (2/20)
 2, vs. PC (2/20)
 0, vs. PC (2/20)
 2, vs. PC (2/20)
 1, vs. PC (2/20)
 29, vs. PC (2/20)

29 • CARSON SKIPPER LHP

6-3 • 210 • JR • Trussville, Ala. • Hewitt-Trussville

- Didn't allow a run in his first six appearances of 2020

CAREER STATISTICS

YEAR	ERA	W-L	G/S	IP	H	R	ER	BB	K	BAA
2019	7.46	3-3	17/8	35.0	45	33	29	23	38	.306
2020	1.00	0-0	7/0	9.0	5	1	1	3	12	.167
2021	0.00	0-0	1/0	1.0	1	0	0	0	1	.250
TOTAL	6.00	3-3	25/8	45.0	51	34	30	26	51	.282

CAREER HIGHS

Innings: 4.2, vs. UTSA (3/9/19)
Hits: 5, four times
Runs: 5, two times
Earned Runs: 5, vs. Arkansas (4/5/19)
Strikeouts: 8, vs. Alabama A&M (2/19/19)
Walks: 4, at Georgia Tech (4/16/19)
Pitches: 78, vs. Arkansas (4/5/19)

SEASON HIGHS

1.0, vs. PC (2/20)
 1, vs. PC (2/20)
 0, vs. PC (2/20)
 0, vs. PC (2/20)
 1, vs. PC (2/20)
 0, vs. PC (2/20)
 9, vs. PC (2/20)

32 • CARSON SWILLING RHP

6-1 • 185 • FR • Smiths Station, Ala. • Smiths

- Pitched a 1-2-3 inning in his Auburn debut Friday

CAREER STATISTICS

YEAR	ERA	W-L	G/S	IP	H	R	ER	BB	K	BAA
2021	0.00	0-0	1/0	1.0	0	0	0	0	1	.000

CAREER HIGHS

Innings: 1.0, vs. PC (2/19)
Hits: 0, vs. PC (2/19)
Runs: 0, vs. PC (2/19)
Earned Runs: 0, vs. PC (2/19)
Strikeouts: 1, vs. PC (2/19)
Walks: 0, vs. PC (2/19)
Pitches: 11, vs. PC (2/19)

27 • SEB THOMAS RHP

6-5 • 250 • SO • Brookhaven, Ga. • Marist

CAREER STATISTICS

YEAR	ERA	W-L	G/S	IP	H	R	ER	BB	K	BAA
2020	1.17	0-0	7/0	7.2	4	1	1	4	6	.160
2021	0.00	0-0	2/0	3.2	2	0	0	0	3	.182
TOTAL	0.79	0-0	9/0	11.1	6	1	1	4	9	.167

CAREER HIGHS

Innings: 2.2, vs. PC (2/21/21)
Hits: 2, three times
Runs: 1, vs. UCF (2/22)
Earned Runs: 1, vs. UCF (2/22)
Strikeouts: 2, two times
Walks: 3, vs. Wofford (3/11)
Pitches: 49, vs. Wofford (3/11)

SEASON HIGHS

2.2, vs. PC (2/21)
 2, vs. PC (2/21)
 0, two times
 0, two times
 2, vs. PC (2/19)
 0, two times
 28, vs. PC (2/21)

PITCHING CAREERS

MASON BARNETT'S CAREER APPEARANCES

2020 - FRESHMAN YEAR

Date	Opp (Res.)	DEC	QS	IP	H	R	ER	BB	SO	HR	ERA	NP
2/15	ILLINOIS-CHICAGO (W, 7-3)	-	-	1.0	4	3	3	1	2	0	27.00	32
2/19	OAKLAND (W, 17-1)	-	-	1.0	0	0	0	0	2	0	13.50	10
2/25	ALABAMA A&M (W, 10-0)	-	-	1.0	0	0	0	1	2	0	9.00	17
3/1	WRIGHT STATE (W, 6-0)	-	-	1.0	0	0	0	1	2	0	6.75	21
3/8	CHICAGO STATE (W, 9-0)	-	-	1.0	1	0	0	0	3	0	5.40	19
3/10	GEORGIA TECH (L, 2-6)	-	-	2.2	0	1	0	0	5	0	3.52	35

2021 - SOPHOMORE YEAR

Date	Opp (Res.)	DEC	QS	IP	H	R	ER	BB	SO	HR	ERA	NP
2/21	*PRESBYTERIAN (W, 2-1 [10])	-	-	4.0	3	0	0	2	4	0	0.00	65

TRACE BRIGHT'S CAREER APPEARANCES

*-Starter

2020 - FRESHMAN YEAR

Date	Opp (Res.)	DEC	QS	IP	H	R	ER	BB	SO	HR	ERA	NP
2/19	*OAKLAND (W, 17-1)	W	-	3.0	2	1	1	1	6	1	3.00	59
2/26	*ALABAMA A&M (W, 12-6)	-	-	4.2	3	4	4	3	6	0	5.87	80
3/11	*WOFFORD (L, 3-4)	L	-	2.0	5	4	4	3	0	0	8.38	50

2021 - SOPHOMORE YEAR

Date	Opp (Res.)	DEC	QS	IP	H	R	ER	BB	SO	HR	ERA	NP
2/19	PRESBYTERIAN (W, 14-3)	-	-	1.0	2	0	0	0	2	0	0.00	28

BLAKE BURKHALTER'S CAREER APPEARANCES

2020 - FRESHMAN YEAR

Date	Opp (Res.)	DEC	QS	IP	H	R	ER	BB	SO	HR	ERA	NP
2/15	ILLINOIS-CHICAGO (W, 7-3)	-	-	1.0	1	0	0	1	1	0	0.00	14
2/23	UCF (L, 2-12)	-	-	1.0	3	1	1	1	0	0	4.50	20
2/26	ALABAMA A&M (W, 12-6)	-	-	1.1	1	0	0	1	2	0	2.70	23
3/8	CHICAGO STATE (W, 9-0)	-	-	1.0	1	0	0	0	0	0	2.08	8

2021 - SOPHOMORE YEAR

Date	Opp (Res.)	DEC	QS	IP	H	R	ER	BB	SO	HR	ERA	NP
2/20	PRESBYTERIAN (W, 6-1)	-	-	1.0	2	0	0	1	1	0	0.00	25

RICHARD FITT'S CAREER APPEARANCES

*-Starter

2019 - FRESHMAN YEAR

Date	Opp (Res.)	DEC	QS	IP	H	R	ER	BB	SO	HR	ERA	NP
2/17	GEORGIA SOUTHERN (W, 4-3)	-	-	2.1	2	1	1	1	0	0	3.86	47
2/24	at UCF (W, 13-9)	-	-	2.0	2	1	1	0	2	1	4.15	27
3/5	UT MARTIN (W, 15-9)	W	-	2.0	2	1	1	0	1	0	4.26	26
3/9	UTSA (W, 8-3)	-	-	0.1	2	1	1	0	1	0	5.40	9
3/17	#21 TENNESSEE (W, 5-3)	-	-	0.1	1	0	0	0	0	0	5.14	7
3/19	at UAB (W, 13-5)	-	-	1.1	2	0	0	2	2	0	4.32	31
3/23	at #4 Mississippi State (L, 2-15)	-	-	1.0	4	3	3	0	1	1	6.75	22
3/26	vs. Alabama (L, 3-6)	-	-	3.2	3	0	0	1	1	0	4.85	65
3/31	at South Carolina (W, 7-5)	W	-	5.0	3	0	0	2	2	0	3.50	64
4/6	*#9 ARKANSAS (L, 0-8)	L	-	4.1	5	5	5	3	2	1	4.84	74
4/14	*at #12 Texas A&M (L, 1-4)	L	-	3.0	5	3	3	0	2	0	5.33	56
4/18	#17 OLE MISS (W, 7-4)	W	-	4.1	4	0	0	0	4	0	4.55	57
4/26	*at #4 Vanderbilt (L, 2-5)	L	-	2.1	6	4	4	1	3	1	5.34	77
5/5	*ALABAMA (W, 17-7)	-	-	3.2	7	3	3	0	3	1	5.55	64
5/11	*#7 GEORGIA (L, 8-10)	-	-	0.0	3	3	3	0	0	1	6.31	13
5/14	NORTH ALABAMA (W, 8-7)	-	-	6.1	4	1	1	2	8	0	5.57	82
5/22	vs. #2 Vanderbilt (L, 1-11)	-	-	4.0	7	3	3	1	5	1	5.67	75
6/1	at #3 Georgia Tech (W, 6-5)	W	-	6.0	4	0	0	0	4	0	5.02	84
6/10	at #14 North Carolina (W, 14-7)	W	-	5.1	7	6	6	3	4	2	5.49	93
6/16	vs. #6 Mississippi State (L, 4-5)	-	-	2.0	1	1	1	0	0	0	5.46	20
6/19	vs. #7 Louisville (L, 3-5)	-	-	3.1	4	1	1	1	2	0	5.31	48

2020 - SOPHOMORE YEAR

Date	Opp (Res.)	DEC	QS	IP	H	R	ER	BBSO	HR	ERA	NP	
2/15	*ILLINOIS-CHICAGO (W, 7-3)	W	-	5.0	2	0	0	3	7	0	0.00	85
2/22	UCF (L, 3-7)	-	-	1.0	4	3	3	1	1	0	4.50	24
2/25	ALABAMA A&M (W, 10-0)	-	-	1.0	1	0	0	0	0	0	3.86	13
3/1	WRIGHT STATE (W, 6-0)	-	-	2.1	0	0	0	0	3	0	2.89	32
3/7	CHICAGO STATE (W, 16-2)	-	-	1.0	0	0	0	0	1	0	2.61	6
3/10	GEORGIA TECH (L, 2-6)	-	-	2.2	2	1	1	1	4	1	2.77	51

2021 - JUNIOR YEAR

Date	Opp (Res.)	DEC	QS	IP	H	R	ER	BB	SO	HR	ERA	NP
2/20	*PRESBYTERIAN (W, 6-1)	-	-	5.0	1	1	1	2	6	1	1.80	66

BROOKS FULLER'S CAREER APPEARANCES

*-Starter

2019 - FRESHMAN YEAR

Date	Opp (Res.)	DEC	QS	IP	H	R	ER	BB	SO	HR	ERA	NP
2/16	GEORGIA SOUTHERN (L, 5-7)	-	-	1.0	1	1	1	1	0	1	9.00	21
2/20	*ALABAMA A&M (W, 10-2)	-	-	3.0	2	2	2	2	3	0	2.25	46
3/2	CINCINNATI (W, 9-5)	-	-	1.2	0	0	0	0	1	0	1.59	14
3/5	UT MARTIN (W, 15-9)	-	-	2.2	2	3	0	3	0	0	1.08	42

3/9	UTSA (W, 8-3)	-	-	1.0	0	0	0	1	0	0	0.96	17
3/16	#21 TENNESSEE (W, 5-2)	W	-	3.2	2	1	1	2	3	0	1.38	63
3/23	at #4 Mississippi State (L, 2-15)	-	-	3.2	4	1	1	3	3	0	1.62	67
3/30	*at South Carolina (L, 0-4)	L	-	5.0	3	2	2	4	4	1	2.08	88
4/5	*#9 ARKANSAS (L, 6-9)	-	-	3.1	3	3	2	4	4	0	2.52	76
4/9	JACKSONVILLE STATE (L, 6-11)	-	-	0.0	0	1	1	2	0	0	2.88	15
4/13	*at #12 Texas A&M (W, 7-0)	W	X	6.0	4	0	0	3	4	0	2.32	93
4/20	*#17 OLE MISS (W, 6-5)	-	-	4.2	5	3	3	2	6	2	2.78	79
4/26	*at #4 Vanderbilt (L, 5-9)	L	-	1.2	4	4	2	2	1	1	3.13	37
5/4	*ALABAMA (L, 6-7)	-	-	3.0	3	2	2	2	3	0	3.35	61
5/11	#7 GEORGIA (L, 8-10)	-	-	0.2	0	0	0	0	1	0	3.29	4
5/14	*NORTH ALABAMA (W, 8-7)	-	-	1.1	3	4	4	3	1	0	4.04	36
5/17	at #20 LSU (L, 1-5)	-	-	1.0	1	1	1	1	1	0	4.15	16
5/18	at #20 LSU (W, 5-4)	-	-	0.1	0	0	0	0	0	0	4.12	3
5/22	vs. #2 Vanderbilt (L, 1-11)	-	-	0.1	2	2	2	0	1	0	4.50	17
5/23	vs. #17 LSU (L, 3-4)	-	-	0.0	0	0	0	0	0	0	4.50	2

2020 - SOPHOMORE YEAR

Date	Opp (Res.)	DEC	QS	IP	H	R	ER	BBSO	HR	ERA	NP	
2/16	ILLINOIS-CHICAGO (W, 14-0)	-	-	2.0	2	0	0	0	3	0	0.00	34
2/25	*ALABAMA A&M (W, 10-0)	W	-	4.0	5	0	0	0	3	0	0.00	60
3/10	*GEORGIA TECH (L, 2-6)	L	-	2.0	4	3	2	1	1	0	2.25	42

2021 - JUNIOR YEAR

Date	Opp (Res.)	DEC	QS	IP	H	R	ER	BB	SO	HR	ERA	NP
2/19	PRESBYTERIAN (W, 14-3)	-	-	1.0	2	0	0	0	1	0	0.00	15
2/21	PRESBYTERIAN (W, 2-1 [10])	-	-	2.1	2	1	1	1	3	0	2.70	38

PEYTON GLAVINE'S CAREER APPEARANCES

2018 - FRESHMAN YEAR

Date	Opp (Res.)	DEC	QS	IP	H	R	ER	BB	SO	HR	ERA	NP
2/17	LONGWOOD (W, 25-1)	-	-	1.0	0	0	0	0	3	0	0.00	15
2/23	BRYANT (W, 15-7)	-	-	1.0	0	0	0	1	1	0	0.00	26
3/3	BYU (W, 9-5)	-	-	0.2	4	3	3	0	0	0	10.12	18
3/10	NORTHEASTERN (W, 14-8)	-	-	0.0	5	6	6	1	0	0	30.38	19
3/25	at #8 Kentucky (L, 13-3)	-	-	0.1	1	0	0	0	1	0	27.00	9

2019 - SOPHOMORE YEAR

Date	Opp (Res.)	DEC	QS	IP	H	R	ER	BBSO	HR	ERA	NP	
2/16	GEORGIA SOUTHERN (L, 5-7)	-	-	0.2	0	0	0	0	1	0	0.00	11
2/20	ALABAMA A&M (W, 10-2)	-	-	1.0	3	0	0	2	2	0	0.00	35
3/9	UTSA (W, 8-3)	-	-	1.0	0	0	0	0	2	0	0.00	12
3/17	#21 TENNESSEE (W, 5-3)	-	-	0.1	0	0	0	1	0	0		

3/17	#21 TENNESSEE (W, 5-3)	-	-	2.2	3	1	1	2	0	1	2.30	37
3/22	at #4 Mississippi State (W, 6-5)	-	-	2.0	1	0	0	0	2	0	2.04	23
3/24	at #4 Mississippi State (L, 15-20)	L	-	2.1	7	5	5	0	2	0	4.05	42
3/29	at South Carolina (W, 4-2)	-	-	1.0	0	0	0	0	1	0	3.86	20
3/31	at South Carolina (W, 7-5)	-	-	1.1	2	0	0	0	0	0	3.63	24
4/5	#9 ARKANSAS (W, 6-3)	-	-	1.0	0	0	0	0	2	0	3.47	14
4/5	#9 ARKANSAS (L, 6-9)	-	-	3.0	3	0	0	2	4	0	3.08	54
4/13	at #12 Texas A&M (W, 7-0)	-	-	2.1	0	0	0	1	2	0	2.83	31
4/18	#17 OLE MISS (W, 7-4)	-	-	2.0	0	0	0	0	3	0	2.64	31
4/20	#17 OLE MISS (W, 6-5)	W	-	3.0	3	2	2	0	0	1	2.94	25
4/27	at #4 Vanderbilt (L, 5-9)	-	-	1.2	5	3	3	0	2	0	3.57	32
5/3	ALABAMA (W, 5-1)	-	-	1.0	0	0	0	0	2	0	3.47	13
5/4	ALABAMA (L, 6-7)	L	-	1.0	3	2	0	1	0	0	3.38	18
5/11	#7 GEORGIA (W, 4-3)	W	-	4.0	1	0	0	1	5	0	3.05	48
5/18	at #20 LSU (W, 5-4)	-	-	5.1	6	3	2	3	1	0	3.09	90
5/21	vs. #21 Tennessee (W, 5-3)	-	-	0.2	0	0	0	0	1	0	3.00	16
5/23	vs. #17 LSU (L, 3-4)	L	-	2.2	3	3	2	1	1	0	3.24	42
6/2	at #3 Georgia Tech (W, 4-1)	-	-	3.0	1	1	1	0	4	1	3.23	39
6/8	at #14 North Carolina (W, 11-7)	-	-	2.0	3	2	2	3	1	0	3.44	46
6/10	at #14 North Carolina (W, 14-7)	-	-	1.2	3	1	1	1	0	0	3.49	43
6/16	vs. #6 Mississippi State (L, 4-5)	-	-	0.2	1	0	0	1	1	0	3.45	17

2020 - JUNIOR YEAR

Date	Opp (Res.)	DEC	QS	IP	H	R	ER	BBSO	HR	ERA	NP	
2/14	ILLINOIS-CHICAGO (W, 5-3)	-	-	4.0	0	0	0	1	6	0	0.00	60
2/21	UCF (L, 1-3)	-	-	3.2	3	0	0	0	3	0	0.00	44
2/28	WRIGHT STATE (W, 7-2)	-	-	3.0	2	0	0	0	5	0	0.00	42
3/6	CHICAGO STATE (W, 6-0)	-	-	2.0	0	0	0	0	3	0	0.00	27

2021 - SOPHOMORE YEAR

Date	Opp (Res.)	DEC	QS	IP	H	R	ER	BB	SO	HR	ERA	NP
2/19	*PRESBYTERIAN (W, 14-3)	W	-	5.0	3	3	2	1	6	1	3.60	73

CAM HILL'S CAREER APPEARANCES

2021 - FRESHMAN YEAR

Date	Opp (Res.)	DEC	QS	IP	H	R	ER	BB	SO	HR	ERA	NP
2/21	PRESBYTERIAN (W, 2-1 [10])	W	-	1.0	0	0	0	0	2	0	0.00	12

HAYDEN MULLINS' CAREER APPEARANCES

2020 - FRESHMAN YEAR

Date	Opp (Res.)	DEC	QS	IP	H	R	ER	BB	SO	HR	ERA	NP
2/16	ILLINOIS-CHICAGO (W, 14-0)	-	-	1.0	1	0	0	0	1	0	0.00	13
2/23	UCF (L, 2-12)	-	-	1.2	2	3	3	1	4	1	10.12	38
2/26	ALABAMA A&M (W, 12-6)	W	-	1.1	0	0	0	0	2	0	6.75	14
3/1	WRIGHT STATE (W, 6-0)	-	-	0.2	0	0	0	2	1	0	5.79	18
3/11	WOFFORD (L, 3-4)	-	-	2.2	1	0	0	3	2	0	3.68	52

2021 - SOPHOMORE YEAR

Date	Opp (Res.)	DEC	QS	IP	H	R	ER	BB	SO	HR	ERA	NP
2/20	PRESBYTERIAN (W, 6-1)	W	-	1.0	2	0	0	1	2	0	0.00	29

JACK OWEN'S CAREER APPEARANCES

*-Starter

2018 - FRESHMAN YEAR

Date	Opp (Res.)	DEC	QS	IP	H	R	ER	BB	SO	HR	ERA	NP
2/17	LONGWOOD (W, 25-1)	-	-	1.0	1	1	1	2	1	0	9.00	29
3/3	BYU (W, 21-4)	-	-	3.0	2	0	0	0	1	0	2.25	33
3/13	GEORGIA TECH (W, 12-7)	-	-	3.0	2	0	0	1	5	0	1.29	45
3/20	*at Georgia Tech (L, 6-4)	L	-	3.1	9	6	6	2	3	1	6.10	56
3/27	*vs. Alabama (W, 5-2)	W	-	4.0	1	0	0	2	4	0	4.40	73
4/1	*#24 MISSOURI (L, 5-0)	-	-	1.0	1	0	0	0	1	0	4.11	18
4/3	ALABAMA A&M (W, 19-5)	-	-	1.0	4	2	2	0	1	1	4.96	26
4/7	at #5 Arkansas (L, 13-2)	-	-	0.0	1	4	4	3	0	0	7.16	20
4/10	*at Samford (L 12-3)	L	-	1.0	5	4	4	0	0	1	8.83	23
4/24	*SAMFORD (W, 7-2)	W	-	5.1	6	2	2	0	5	0	7.54	77
5/8	*SOUTH ALABAMA (W, 10-4)	-	-	4.0	3	3	2	1	6	0	7.09	66
5/11	at #5 Ole Miss (L, 8-3)	-	-	1.0	1	0	0	0	1	0	6.83	10
5/15	*at Troy (L, 9-5)	-	-	4.1	5	1	1	2	6	0	6.19	93
5/22	*vs. Kentucky (W, 4-3 [11])	-	-	2.2	2	1	1	3	1	1	5.97	43

2019 - SOPHOMORE YEAR

Date	Opp (Res.)	DEC	QS	IP	H	R	ER	BBSO	HR	ERA	NP	
2/17	GEORGIA SOUTHERN (W, 4-3)	W	-	4.2	4	0	0	2	4	0	0.00	67
2/23	at UCF (L, 1-6)	-	-	4.1	3	1	0	0	8	0	0.00	79
3/2	*CINCINNATI (W, 5-0)	W	X	7.0	3	0	0	0	10	0	0.00	88
3/9	*UTSA (W, 5-0)	W	X	9.0	4	0	0	0	7	0	0.00	98
3/16	*#21 TENNESSEE (W, 5-2)	-	-	4.0	2	1	1	0	4	1	0.31	55
4/20	#17 OLE MISS (W, 6-5)	-	-	2.1	0	0	0	1	1	0	0.29	29
4/27	at #4 Vanderbilt (L, 5-9)	-	-	2.1	3	1	1	1	3	0	0.53	43
5/3	*ALABAMA (W, 5-1)	W	-	5.0	5	1	1	2	0	0	0.70	63
5/10	* #7 GEORGIA (L, 2-11)	L	-	3.2	7	6	6	1	3	1	1.91	65
5/17	*at #20 LSU (L, 1-5)	L	-	7.0	8	4	4	1	6	0	2.37	97
5/23	*vs. #17 LSU (L, 3-4)	-	-	5.2	5	1	1	1	5	0	2.29	102
5/31	*vs. Coastal Carolina (W, 16-7)	-	-	3.2	6	2	2	1	4	1	2.45	86
6/8	*at #14 North Carolina (W, 11-7)	-	-	5.0	8	4	4	1	3	0	2.83	77
6/16	*vs. #6 Mississippi State (L, 4-5)	-	-	5.0	6	1	1	3	1	0	2.75	102

2020 - JUNIOR YEAR

Date	Opp (Res.)	DEC	QS	IP	H	R	ER	BBSO	HR	ERA	NP	
2/15	*ILLINOIS-CHICAGO (W, 18-1)	W	-	5.0	3	1	1	3	8	1	1.80	71
2/22	*UCF (L, 3-7)	L	-	5.0	1	3	2	1	5	1	2.70	62
2/29	*WRIGHT STATE (W, 20-6)	W	-	5.0	9	4	3	0	6	1	3.60	91
3/7	*CHICAGO STATE (W, 16-2)	W	X	6.0	4	2	2	1	6	0	3.43	74

CARSON SKIPPER'S CAREER APPEARANCES

*-Starter

2019 - FRESHMAN YEAR

Date	Opp (Res.)	DEC	QS	IP	H	R	ER	BB	SO	HR	ERA	NP
2/15	GEORGIA SOUTHERN (W, 11-2)	-	-	3.0	3	0	0	1	1	0	0.00	48
2/19	*ALABAMA A&M (W, 10-1)	W	-	4.0	2	1	0	0	8	0	0.00	67
2/24	at UCF (W, 13-9)	W	-	2.0	3	3	3	3	1	1	3.00	58
3/2	*CINCINNATI (W, 9-5)	-	-	3.0	5	4	3	0	4	1	4.50	59
3/6	UT MARTIN (W, 2-0)	-	-	2.1	0	0	0	0	5	0	3.77	31
3/9	*UTSA (W, 8-3)	W	-	4.2	5	0	0	0	5	0	2.84	70
3/17	*#21 TENNESSEE (W, 5-3)	-	-	3.0	3	2	1	1	1	0	2.86	46
3/23	*at #4 Mississippi State (L, 2-15)	L	-	0.2	5	5	4	2	1	0	4.37	35
3/24	at #4 Mississippi State (L, 15-20)	-	-	0.1	2	3	3	1	0	1	5.48	9
3/30	*at South Carolina (W, 7-5)	-	-	1.0	4	3	3	2	1	0	6.38	43
4/5	#9 ARKANSAS (W, 6-3)	-	-	0.2	1	0	0	0	1	0	6.20	8
4/5	#9 ARKANSAS (L, 6-9)	L	-	3.0	3	5	5	3	3	2	7.16	78
4/9	JACKSONVILLE STATE (L, 6-11)	-	-	0.0	0	0	0	2	0	0	7.16	10
4/16	*at #16 Georgia Tech (L, 6-11)	-	-	2.1	1	1	1	4	3	0	6.82	53
4/23	at Jacksonville State (W, 14-2)	-	-	1.0	0	0	0	1	0	0	6.61	17
4/25	at #4 Vanderbilt (L, 6-12)	-	-	1.1	3	2	2	3	1	0	6.89	43
5/7	*UAB (L, 4-6)	L	-	2.1	5	4	4	0	3	0	7.46	48

2020 - SOPHOMORE YEAR

Date	Opp (Res.)	DEC	QS	IP	H	R	ER	BBSO	HR	ERA	NP	
2/15	ILLINOIS-CHICAGO (W, 7-3)	-	-	1.0	0	0	0	0	2	0	0.00	16
2/19	OAKLAND (W, 17-1)	-	-	2.0	2	0	0	0	2	0	0.00	28
2/22	UCF (L, 3-7)	-	-	1.1	1	0	0	0	2	0	0.00	20
2/25	ALABAMA A&M (W, 10-0)	-	-	1.0	0	0	0	0	2	0	0.00	11
2/28	WRIGHT STATE (W, 7-2)	-	-	1.0	0	0	0	1	1	0	0.00	14
3/8	CHICAGO STATE (W, 9-0)	-	-	1.0	0	0	0	1	2	0	0.00	16
3/10	GEORGIA TECH (L, 2-6)	-	-	1.2	2	1	1	1	1	0	1.00	37

2021 - JUNIOR YEAR

Date	Opp (Res.)	DEC	QS	IP	H	R	ER	BB	SO	HR	ERA	NP
2/20	PRESBYTERIAN (W, 6-1)	-	-	1.0	1	0	0	0	1	0	0.00	9

CARSON SWILLING'S CAREER APPEARANCES

2021 - FRESHMAN YEAR

Date	Opp (Res.)	DEC	QS	IP	H	R	ER	BB	SO	HR	ERA	NP
2/19	PRESBYTERIAN (W, 14-3)	-	-	1.0	0	0	0	0	1	0	0.00	11

SEB THOMAS' CAREER APPEARANCES

2020 - FRESHMAN YEAR

Date	Opp (Res.)	DEC	QS	IP	H	R	ER	BB	SO	HR	ERA	NP
2/15	ILLINOIS-CHICAGO (W, 18-1)	-	-	1.0	0	0	0	1	1	0	0.00	14
2/19	OAKLAND (W, 17-1)	-	-	1.0	0	0	0	0	0	0	0.00	6
2/22	UCF (L, 3-7)	-	-	0.2	2	1	1	0	2	0	3.38	11
2/25	ALABAMA A&M (W, 10-0)	-	-	1.0	0	0	0	0	2	0	2.45	10
2/29	WRIGHT STATE (W, 20-6)	-	-	1.0	0	0						

SUPERLATIVES AND MISCELLANEOUS NOTES

STARTS BY POSITION

STARTING PITCHER

Mason Barnett	1	1-0
Richard Fitts	1	1-0
Cody Greenhill	1	1-0

CATCHER

Steven Williams	2	2-0
Nate LaRue	1	1-0

FIRST BASE

Tyler Miller	2	2-0
J.S. Shenker	1	1-0

SECOND BASE

Brody Moore	2	2-0
Garrett Farquhar	1	1-0

THIRD BASE

Rankin Woley	3	3-0
--------------	---	-----

SHORTSTOP

Ryan Bliss	3	3-0
------------	---	-----

LEFT FIELD

Judd Ward	3	3-0
-----------	---	-----

CENTER FIELD

Kason Howell	3	3-0
--------------	---	-----

RIGHT FIELD

Josh Hall	2	2-0
Bryson Ware	1	1-0

DESIGNATED HITTER

Bryson Ware	2	2-0
Steven Williams	1	1-0

2021 AUBURN & OPPONENT HIGHS

TEAM BATTING

	AUBURN	OPPONENT
Runs in a game	14, vs. PC (2/19)	3, PC (2/19)
Runs in an inning	4, three times	2, PC [5th] (2/19)
Most Hits in a game	14, vs. PC (2/19)	8, PC (2/20)
Fewest Hits in a game	8, vs. PC (2/21)	7, two times
Hits in an inning	5, vs. PC [7th] (2/19)	3, PC [7th] (2/21)
2B in a game	2, two times	1, two times
3B in a game	1, vs. PC (2/19)	--
HR in a game	3, vs. PC (2/20)	1, two times
SB in a game	1, three times	--
LOB in a game	11, vs. PC (2/21)	9, PC (2/20)
K in a game	7, vs. PC (2/20)	12, PC (2/19)
BB in a game	6, two times	4, PC (2/20)

TEAM PITCHING

	AUBURN	OPPONENT
K in a game	12, vs. PC (2/19)	7, PC (2/20)
BB in a game	4, vs. PC (2/20)	6, two times
Pitchers used	5, two times	4, PC (2/19)
Total Quality Starts	--	--

TEAM FIELDING

	AUBURN	OPPONENT
Errors in a game	2, vs. PC (2/21)	3, PC (2/19)
DP turned in a game	1, two times	--

IND. BATTING

	AUBURN	OPPONENT
Hits in a game	4, Ward vs. PC (2/19)	3, Wyandt [PC] (2/20)
Runs in a game	4, Ward vs. PC (2/19)	1, five times
2B in a game	1, five times	1, two times
3B in a game	1, Hall vs. PC (2/19)	--
HR in a game	1, five times	1, two times
RBI in a game	4, two times	2, Wyandt [PC] (2/19)
XBH in a game	2, two times	1, four times
SB in a game	1, three times	--
BB in a game	2, three times	2, Decker [PC] (2/21)
HBP in a game	1, three times	1, Decker [PC] (2/21)
K in a game	3, Ware vs. PC (2/21)	3, Rasberry [PC] (2/20)
Hitting Streak	3, Bliss	3, twice
Consec. G w/HR	--	--

IND. PITCHING

	AUBURN	OPPONENT
K by a starter	6, two times	4, Duncan [PC] (2/21)
K by a reliever	3, Fuller vs. PC (2/21)	4, Flood [PC] (2/20)
BB by a starter	2, two times	4, Duncan [PC] (2/21)
BB by a reliever	1, three times	2, two times
IP by a starter	5.0, two times	5.0, three times
IP by a reliever	2.2, Thomas vs. PC (2/21)	4.0, Veach [PC] (2/21)

MISCELLANEOUS

	AUBURN
Biggest comeback win	--
Biggest blown lead loss	--
Largest margin of victory	11, vs. PC (2/19)
Largest margin of defeat	--
Longest game, Time	3:02, vs. PC (2/21)
Longest game, Time (9 inn)	2:45, vs. PC (2/19)
Shortest game, Time (9 inn)	2:44, vs. PC (2/20)
Longest game, Innings	10, vs. PC (2/21)
Largest crowd, Home	850, three times
Largest crowd, Road	--
Largest crowd, Neutral	--

STARTS BY ORDER

LEADOFF

Judd Ward	3	3-0
-----------	---	-----

2ND SPOT

Ryan Bliss	3	3-0
------------	---	-----

3RD SPOT

Bryson Ware	3	3-0
-------------	---	-----

CLEANUP

Rankin Woley	3	3-0
--------------	---	-----

5TH SPOT

Tyler Miller	2	2-0
Steven Williams	1	1-0

6TH SPOT

Steven Williams	2	2-0
Kason Howell	1	1-0

7TH SPOT

Kason Howell	2	2-0
J.S. Shenker	1	1-0

8TH SPOT

Josh Hall	2	2-0
Nate LaRue	1	1-0

9TH SPOT

Brody Moore	2	2-0
Garrett Farquhar	1	1-0

PITCHING NOTES

2020 BULLPEN BY NUMBERS

Total App.....	10
Saves/Opp.....	0/0
IR/IRS.....	1/0
BA Against.....	.278
ERA.....	0.64

2021 Auburn Baseball
Team Game-by-Game for Auburn (as of Feb 22, 2021)
Pitching (All games)

Date	Opponent	ip	h	r	er	bb	so	2b	3b	hr	wp	bk	hbp	dp	ibb	score	w-l	sv	era
Feb 19	PRESBYTERIAN	9.0	7	3	2	1	12	1	0	1	1	0	0	0	0	14-3	1-0	0	2.00
Feb 20	PRESBYTERIAN	9.0	8	1	1	4	11	0	0	1	0	0	0	1	0	6-1	2-0	0	1.50
Feb 21	PRESBYTERIAN	10.0	7	1	1	3	10	1	0	0	0	0	1	1	0	2-1	3-0	0	1.29
Totals		28.0	22	5	4	8	33	2	0	2	1	0	1	2	0	22-5	3-0	0	1.29

SAVES/OPP

INHERITED RUNNERS/SCORED

Seb Thomas.....	1/0
-----------------	-----

1ST BATTER FACED/RETIRED

RELIEF ERA

Trace Bright.....	0.00
Blake Burkhalter.....	0.00
Joseph Gonzalez.....	0.00
Cam Hill.....	0.00
Hayden Mullins.....	0.00
Carson Skipper.....	0.00
Carson Swilling.....	0.00
Seb Thomas.....	0.00
Brooks Fuller.....	2.70

BP SCORELESS IP (current/long)

Mason Barnett.....	7.0	7.0
Blake Burkhalter.....	3.1	3.1
Richard Fitts.....	--	11.1
Brooks Fuller.....	--	5.1
Peyton Glavine.....	--	4.1
Joseph Gonzalez.....	1.0	1.0
Cody Greenhill.....	14.0	14.0
Cam Hill.....	1.0	1.0
Hayden Mullins.....	5.2	5.2
Jack Owen.....	1.2	7.1
Carson Skipper.....	1.0	9.0
Carson Swilling.....	1.0	1.0
Seb Thomas.....	8.2	8.2
Garrett Wade.....	7.1	7.1

AUBURN STARTING PITCHER BREAKDOWN

Starter	GS	Quality Starts	Run Support	RS/Start	Auburn Record
M. Barnett	1	0	0	0.0	1-0
R. Fitts	1	0	1	1.0	1-0
C. Greenhill	1	0	6	6.0	1-0

Auburn Overall Rankings			Auburn SEC-Only Rankings		
Category	Rank	No.	Category	Rank	No.
ERA	--	--	ERA	--	--
Opp BA	--	--	Opp BA	--	--
Hits Allowed	--	--	Hits Allowed	--	--
Walks	--	--	Walks	--	--
Strikeouts	--	--	Strikeouts	--	--

AUBURN PITCHING BREAKDOWN

	W-L	ERA	IP	H	R	ER	BB	K	HR	AVG	HOME	W-L	ERA	IP	H	R	ER	BB	K	HR	AVG
STARTERS	1-0	1.93	14.0	7	4	3	5	16	2	.149	3-0	1.29	28.0	22	5	4	8	33	2	.218	
RELIEVERS	2-0	0.64	14.0	15	1	1	3	17	0	.278	ROAD	-	-	-	-	-	-	-	-	-	
TOTALS	3-0	1.29	28.0	22	5	4	8	33	2	.218	NEUT.	-	-	-	-	-	-	-	-	-	

HITTING NOTES

2021 MULTI-HIT GAMES

	2	3	4	5+	Total
Ryan Bliss	2	-	-	-	2
Josh Hall	2	-	-	-	2
Bryson Ware	1	1	-	-	2
Garrett Farquhar	1	-	-	-	1
Nate LaRue	1	-	-	-	1
Judd Ward	-	-	1	-	1

CAREER MULTI-HIT GAMES

	2	3	4	5+	Total
Steven Williams	24	8	4	-	36
Ryan Bliss	26	6	1	-	33
Judd Ward	20	8	3	-	31
Rankin Woley	21	6	1	-	28
Kason Howell	16	3	-	-	19
Brody Moore	6	2	-	-	8
Garrett Farquhar	4	-	-	-	4
Josh Hall	2	-	-	-	2
Bryson Ware	1	1	-	-	2
Johnny Ceccoli	1	-	-	-	1
Nate LaRue	1	-	-	-	1
J.S. Shenker	1	-	-	-	1

2021 MULTI-RBI GAMES

	2	3	4	5+	Total
Nate LaRue	1	-	-	-	1
Judd Ward	1	-	-	-	1
Bryson Ware	-	-	1	-	1
Rankin Woley	-	-	1	-	1

CAREER MULTI-RBI GAMES

	2	3	4	5+	Total
Steven Williams	14	9	2	2	27
Rankin Woley	13	5	3	-	21
Ryan Bliss	9	2	4	-	15
Judd Ward	9	3	1	1	14
Kason Howell	1	2	-	-	3
Brody Moore	3	-	-	-	3
Johnny Ceccoli	2	-	-	-	2
Garrett Farquhar	1	-	1	-	2
J.S. Shenker	2	-	-	-	2
Nate LaRue	1	-	-	-	1
Tyler Miller	1	-	-	-	1
Bryson Ware	-	-	1	-	1

CAREER STARTS

	Career	Consec.
Steven Williams	144	8
Judd Ward	109	74
Ryan Bliss	87	87
Rankin Woley	85	40
Kason Howell	76	11
Brody Moore	20	1
Garrett Farquhar	11	-
Tyler Miller	11	1
Brayton Brown	7	-
J.S. Shenker	7	-
Nate LaRue	4	1
Bryson Ware	3	3
Johnny Ceccoli	2	-
Josh Hall	2	1

TEAM NOTES

Auburn Overall SEC Rankings			Auburn SEC-Only Rankings		
Category	Rank	No.	Category	Rank	No.
Avg.	--	--	Avg.	--	--
Hits	--	--	Hits	--	--
2B	--	--	2B	--	--
HR	--	--	HR	--	--
BB	--	--	BB	--	--

2021 AUBURN HOME RUNS

No.	Player (#)	Opponent (Date)	On	Outs	Inn.	Pitcher
1	Judd Ward (1)	Presbyterian (2/19)	1	2	2	Miles (R)
2	Rankin Woley (1)	Presbyterian (2/19)	2	2	7	Rorabeck (R)
3	Bryson Ware (1)	Presbyterian (2/20)	0	2	1	McDaniel (L)
4	Nate LaRue (1)	Presbyterian (2/20)	0	0	7	Flood (R)
5	Ryan Bliss (1)	Presbyterian (2/20)	0	2	7	Flood (R)

AUBURN CAREER HOME RUN BREAKDOWN

	1R	2R	3R	GS	Career	Home	Road	Last
Bliss	5	--	1	--	6	4	2	2/20/21
Brown	1	--	--	--	1	1	--	2/25/20
Ceccoli	1	--	--	--	1	1	--	2/19/20
LaRue	1	--	--	--	1	1	--	2/20/21
Ward	3	2	3	0	8	5	3	2/19/21
Ware	1	--	--	--	1	1	--	2/20/21
Williams	7	7	8	1	23	12	11	3/7/20
Woley	3	1	2	--	6	3	3	2/19/21

HITTING STREAKS

	Current	'21	Career
Ryan Bliss	4	3	10
Brayton Brown	1	-	3
Johnny Ceccoli	-	2	2
Garrett Farquhar	-	1	3
Josh Hall	2	2	2
Kason Howell	-	1	6
Nate LaRue	1	1	2
Tyler Miller	1	1	4
Brody Moore	2	2	8
Bobby Peirce	1	1	1
J.S. Shenker	4	4	4
Judd Ward	-	1	7
Bryson Ware	-	2	2
Steven Williams	3	3	6
Rankin Woley	1	1	10

REACHED BASE STREAKS

	Current	'21	Career
Ryan Bliss	13	3	13
Brayton Brown	3	-	4
Johnny Ceccoli	-	3	3
Garrett Farquhar	-	1	4
Josh Hall	2	2	2
Kason Howell	2	2	17
Nate LaRue	1	1	2
Tyler Miller	4	2	4
Brody Moore	2	2	10
Bobby Peirce	1	1	1
J.S. Shenker	11	1	11
Judd Ward	1	1	18
Bryson Ware	3	3	3
Steven Williams	4	3	25
Rankin Woley	1	1	17

BUNT HITS

Player	No.
Judd Ward.....	1
TOTAL	1

SAC BUNTS

Player	No.
Garrett Farquhar.....	1
TOTAL	1

SAC FLIES

Player	No.
Josh Hall.....	1
TOTAL	1

OUTFIELD ASSISTS

Player	No.
TOTAL	0

PINCH HITS

Player	No.
Bobby Peirce.....	1
TOTAL	1

AUBURN 2020 GAME-BY-GAME STARTING LINEUPS

DATE	OPP	1	2	3	4	5	6	7	8	9	SP
2/19	Presbyterian	Ward	Bliss	Ware	Woley	Miller	Williams	Howell	Hall	Moore	Greenhill
2/20	Presbyterian	Ward	Bliss	Ware	Woley	Williams	Howell	Shenker	LaRue	Farquhar	Fitts
2/21	Presbyterian	Ward	Bliss	Ware	Woley	Miller	Williams	Howell	Hall	Moore	Barnett
2/23	Alabama A&M										
2/24	Alabama A&M										
2/26	vs. Oklahoma										
2/27	vs. Baylor										
2/28	vs. Texas A&M										
3/2	Jacksonville State										
3/5	Xavier										
3/6	Xavier (Game 1)										
3/6	Xavier (Game 2)										
3/7	Xavier										
3/9	at UAB										
3/12	Little Rock										
3/13	Little Rock										
3/14	Little Rock										
3/16	Lipscomb										
3/19	at Ole Miss*										
3/20	at Ole Miss*										
3/21	at Ole Miss*										
3/23	vs. South Alabama										
3/26	Kentucky*										
3/27	Kentucky*										
3/28	Kentucky*										
4/1	at Arkansas*										
4/2	at Arkansas*										
4/3	at Arkansas*										
4/6	Kennesaw State										
4/9	Mississippi State*										
4/10	Mississippi State*										
4/11	Mississippi State*										
4/13	at Georgia Tech										
4/16	at Alabama*										
4/17	at Alabama*										
4/18	at Alabama*										
4/20	Samford										
4/23	Florida*										
4/24	Florida*										
4/25	Florida*										
4/30	at Georgia*										
5/1	at Georgia*										
5/2	at Georgia*										
5/4	UAB										
5/7	LSU*										
5/8	LSU*										
5/9	LSU*										
5/11	at Samford										
5/14	Texas A&M*										
5/15	Texas A&M*										
5/16	Texas A&M*										
5/18	North Alabama										
5/20	at Missouri*										
5/21	at Missouri*										
5/22	at Missouri*										

* - SEC Game

AUBURN 2020 GAME-BY-GAME STARTERS

DATE	OPP	SP	C	1B	2B	3B	SS	LF	CF	RF	DH
2/19	Presbyterian	Greenhill	Williams	Miller	Moore	Woley	Bliss	Ward	Howell	Hall	Ware
2/20	Presbyterian	Fitts	LaRue	Shenker	Farquhar	Woley	Bliss	Ward	Howell	Ware	Williams
2/21	Presbyterian	Barnett	Williams	Miller	Moore	Woley	Bliss	Ward	Howell	Hall	Ware
2/23	Alabama A&M										
2/24	Alabama A&M										
2/26	vs. Oklahoma										
2/27	vs. Baylor										
2/28	vs. Texas A&M										
3/2	Jacksonville State										
3/5	Xavier										
3/6	Xavier (Game 1)										
3/6	Xavier (Game 2)										
3/7	Xavier										
3/9	at UAB										
3/12	Little Rock										
3/13	Little Rock										
3/14	Little Rock										
3/16	Lipscomb										
3/19	at Ole Miss*										
3/20	at Ole Miss*										
3/21	at Ole Miss*										
3/23	vs. South Alabama										
3/26	Kentucky*										
3/27	Kentucky*										
3/28	Kentucky*										
4/1	at Arkansas*										
4/2	at Arkansas*										
4/3	at Arkansas*										
4/6	Kennesaw State										
4/9	Mississippi State*										
4/10	Mississippi State*										
4/11	Mississippi State*										
4/13	at Georgia Tech										
4/16	at Alabama*										
4/17	at Alabama*										
4/18	at Alabama*										
4/20	Samford										
4/23	Florida*										
4/24	Florida*										
4/25	Florida*										
4/30	at Georgia*										
5/1	at Georgia*										
5/2	at Georgia*										
5/4	UAB										
5/7	LSU*										
5/8	LSU*										
5/9	LSU*										
5/11	at Samford										
5/14	Texas A&M*										
5/15	Texas A&M*										
5/16	Texas A&M*										
5/18	North Alabama										
5/20	at Missouri*										
5/21	at Missouri*										
5/22	at Missouri*										

* - SEC Game

OVERALL STATS



**2021 Auburn Baseball
Overall Statistics for Auburn (as of Feb 21, 2021)
(All games Sorted by Batting avg)**



Record: 3-0 Home: 3-0 Away: 0-0 SEC: 0-0

Player	avg	gp-gs	ab	r	h	2b	3b	hr	rbi	tb	slg%	bb	hp	so	gdp	ob%	sf	sh	sb-att	po	a	e	fld%	
2 Hall, Josh	.571	3-2	7	2	4	0	1	0	2	6	.857	0	0	1	0	.500	1	0	0-1	10	0	1	.909	
9 Bliss, Ryan	.500	3-3	10	3	5	1	0	1	2	9	.900	1	0	3	0	.545	0	0	0-0	0	4	0	1.000	
8 Ware, Bryson	.417	3-3	12	3	5	1	0	1	5	9	.750	1	1	4	0	.500	0	0	1-2	3	0	0	1.000	
1 Ward, Judd	.333	3-3	12	4	4	1	0	1	2	8	.667	2	0	1	0	.429	0	0	0-0	3	0	0	1.000	
41 Williams, Steven	.300	3-3	10	2	3	0	0	0	0	3	.300	3	0	0	0	.462	0	0	0-0	18	5	0	1.000	
19 Moore, Brody	.286	2-2	7	3	2	0	0	0	1	2	.286	1	0	1	0	.375	0	0	0-0	2	3	0	1.000	
47 Farquhar, Garrett	.286	3-1	7	0	2	0	0	0	0	2	.286	0	0	2	0	.286	0	1	0-0	4	3	0	1.000	
4 Woley, Rankin	.167	3-3	12	2	2	1	0	1	4	6	.500	2	0	3	0	.286	0	0	0-0	4	8	1	.923	
10 Miller, Tyler	.125	2-2	8	0	1	0	0	0	1	1	.125	1	0	0	0	.222	0	0	0-0	13	0	0	1.000	
5 Howell, Kason	.100	3-3	10	1	1	0	0	0	0	1	.100	1	2	0	0	.308	0	0	2-2	6	0	0	1.000	

28 LaRue, Nate	.500	2-1	4	1	2	1	0	1	2	6	1.500	0	0	0	0	.500	0	0	0-0	15	1	0	1.000	
6 Peirce, Bobby	.500	2-0	2	0	1	0	0	0	1	1	.500	0	0	1	0	.500	0	0	0-0	0	0	0	.000	
34 Shenker, John Sam	.250	1-1	4	1	1	0	0	0	1	1	.250	0	0	2	0	.250	0	0	0-0	6	0	0	1.000	
3 Brown, Brayton	.000	1-0	1	0	0	0	0	0	0	0	.000	0	0	1	0	.000	0	0	0-0	0	0	0	.000	
7 Foster, Cole	.000	1-0	0	0	0	0	0	0	0	0	.000	0	0	0	0	.000	0	0	0-0	0	0	0	.000	
Totals	.311	3	106	22	33	5	1	5	21	55	.519	12	3	19	0	.393	1	1	3-5	84	25	3	.973	
Opponents	.218	3	101	5	22	2	0	2	3	30	.297	8	1	33	2	.282	0	0	0-3	76	19	4	.960	

LOB - Team (25), Opp (21). DPs turned - Team (2).

(All games Sorted by Earned run avg)

Player	era	w-l	app	gs	cg	sho	sv	ip	h	r	er	bb	so	2b	3b	hr	b/avg	wp	hp	bk	sfa	sha
18 Barnett, Mason	0.00	0-0	1	1	0	0/0	0	4.0	3	0	0	2	4	1	0	0	.214	0	1	0	0	0
27 Thomas, Seb	0.00	0-0	2	0	0	0/0	0	3.2	2	0	0	0	3	0	0	0	.182	0	0	0	0	0
43 Fitts, Richard	1.80	0-0	1	1	0	0/0	0	5.0	1	1	1	2	6	0	0	1	.067	0	0	0	0	0
14 Fuller, Brooks	2.70	0-0	2	0	0	0/0	0	3.1	4	1	1	1	4	0	0	0	.286	0	0	0	0	0
20 Greenhill, Cody	3.60	1-0	1	1	0	0/0	0	5.0	3	3	2	1	6	1	0	1	.167	1	0	0	0	0

16 Hill, Cam	0.00	1-0	1	0	0	0/0	0	1.0	0	0	0	0	2	0	0	0	.000	0	0	0	0	0
26 Mullins, Hayden	0.00	1-0	1	0	0	0/0	0	1.0	2	0	0	1	2	0	0	0	.400	0	0	0	0	0
40 Burkhalter, Blake	0.00	0-0	1	0	0	0/0	0	1.0	2	0	0	1	1	0	0	0	.400	0	0	0	0	0
21 Bright, Trace	0.00	0-0	1	0	0	0/0	0	1.0	2	0	0	0	2	0	0	0	.400	0	0	0	0	0
29 Skipper, Carson	0.00	0-0	1	0	0	0/0	0	1.0	1	0	0	0	1	0	0	0	.250	0	0	0	0	0
32 Swilling, Carson	0.00	0-0	1	0	0	0/0	0	1.0	0	0	0	0	1	0	0	0	.000	0	0	0	0	0
45 Gonzalez, Joseph	0.00	0-0	1	0	0	0/0	0	1.0	2	0	0	0	1	0	0	0	.500	0	0	0	0	0
Totals	1.29	3-0	3	3	0	0/0	0	28.0	22	5	4	8	33	2	0	2	.218	1	1	0	0	0
Opponents	7.11	0-3	3	3	0	0/0	0	25.1	33	22	20	12	19	5	1	5	.311	2	3	1	1	1

SBA/ATT - Williams, S. (0-2), Barnett, M. (0-2), LaRue, N. (0-1), Fitts, R. (0-1).

GAMES SUMMARY



**2021 Auburn Baseball
Games Summary for Auburn (as of Feb 22, 2021)
(All games)**



Score by innings	1	2	3	4	5	6	7	8	9	EX	Total
Auburn	1	4	0	2	0	6	6	2	0	1	22
Opponents	0	0	0	1	3	0	1	0	0	0	5

Record when ...

Overall	3-0	After 6 leading	3-0
Conference	0-0 trailing	0-0
Non-Conference	3-0 tied	0-0
Home games	3-0	After 7 leading	2-0
Away games	0-0 trailing	0-0
Neutral site	0-0 tied	1-0
Day games	3-0	After 8 leading	2-0
Night games	0-0 trailing	0-0
vs Left starter	1-0 tied	1-0
vs Right starter	2-0		
1-Run games	1-0	Hit 0 home runs	1-0
2-Run games	0-0	... 1 home run	0-0
5+Run games	2-0	... 2+ home runs	2-0
Extra innings	1-0		
Shutouts	0-0	Opponent 0 home runs	1-0
	 1 home run	2-0
	 2+ HRs	0-0
Scoring 0-2 runs	1-0		
..... 3-5 runs	0-0		
..... 6-9 runs	1-0	Made 0 errors	1-0
..... 10+ runs	1-0 1 error	1-0
	 2+ errors	1-0
Opponent 0-2 runs	2-0		
..... 3-5 runs	1-0	Opp. made 0 errors	1-0
..... 6-9 runs	0-0 1 error	1-0
..... 10+ runs	0-0 2+ errors	1-0
Scored in 1st inning	1-0	Out-hit opponent	3-0
Opp. scored in 1st	0-0	Out-hit by opponent	0-0
Scores first	3-0	Hits are tied	0-0
Opp. scores first	0-0		

Record when team scores:

Runs	0	1	2	3	4	5	6	7	8	9	10+
W-L	0-0	0-0	1-0	0-0	0-0	0-0	1-0	0-0	0-0	0-0	1-0

Record when opponent scores:

Runs	0	1	2	3	4	5	6	7	8	9	10+
W-L	0-0	2-0	0-0	1-0	0-0	0-0	0-0	0-0	0-0	0-0	0-0

Record when leading after:

Inn.	1	2	3	4	5	6	7	8
W-L	1-0	2-0	2-0	2-0	1-0	3-0	2-0	2-0

Record when trailing after:

Inn.	1	2	3	4	5	6	7	8
W-L	0-0	0-0	0-0	0-0	0-0	0-0	0-0	0-0

Record when tied after:

Inn.	1	2	3	4	5	6	7	8
W-L	2-0	1-0	1-0	1-0	2-0	0-0	1-0	1-0

Current winning streak: 3
 Longest winning streak: 3
 Longest losing streak: 0

Home attendance : 2550 (3 dates avg = 850)
 Away attendance : 0 (0 dates avg = 0)
 Total attendance: 2550 (3 dates avg = 850)


TV/RADIO ROSTER




1 JUDD WARD



2 JOSH HALL



3 BRAYTON BROWN



4 RANKIN WOLEY



5 KASON HOWELL



6 BOBBY PEIRCE



7 COLE FOSTER



8 BRYSON WARE



9 RYAN BLISS



10 TYLER MILLER



11 KADE SNELL



12 CARTER FREDERICK



13 BEN SCHORR



14 BROOKS FULLER



16 CAM HILL



17 RYAN DYAL



18 MASON BARNETT



19 BRODY MOORE



20 CODY GREENHILL



21 TRACE BRIGHT



22 GARRETT WADE



23 PEYTON GLAVINE



24 PEYTON SYBRANDT



25 JOHNNY CECCOLI



26 HAYDEN MULLINS



27 SEB THOMAS



28 NATE LARUE



29 CARSON SKIPPER



32 CARSON SWILLING



33 WILL MORRISON



34 JOHN SAMUEL SHENKER




36 JACK SOKOL



40 BLAKE BURKHALTER




41 STEVEN WILLIAMS



43 RICHARD FITTS



44 JACK OWEN



45 JOSEPH GONZALEZ



47 GARRETT FARQUHAR



30 BUTCH THOMPSON



35 KARL NONEMAKER



39 GABE GROSS



15 TIM HUDSON