



2022 AUBURN BASEBALL

AUBURN ATHLETICS COMMUNICATIONS: 392 SOUTH DONAHUE DRIVE || AUBURN, AL 36849 || AUBURNTIGERS.COM || @AUBURN_BASEBALL

2022 SCHEDULE

Day	Date	Opponent	Time/Result
Fri	Feb. 18	vs. Oklahoma	L, 0-3
Sat	Feb. 19	vs. #12 Texas Tech	W, 2-1
Sun	Feb. 20	vs. Kansas State	W, 12-1
WED FEB. 23		TROY	W, 13-1
FRI FEB. 25		YALE	W, 9-0
SAT FEB. 26		YALE	W, 4-3
SAT FEB. 26		YALE	L, 4-5 (10)
TUE MAR. 1		ALABAMA STATE	W, 13-7
WED MAR. 2		UAB	W, 16-1
FRI MAR. 4		RHODE ISLAND	W, 7-2
SAT MAR. 5		RHODE ISLAND	W, 16-0
SAT MAR. 5		RHODE ISLAND	W, 12-0
SUN MAR. 6		RHODE ISLAND	W, 14-1
Wed	Mar. 9	vs. Tennessee Tech	W, 4-3
FRI MAR. 11		MIDDLE TENNESSEE	L, 8-10
SAT MAR. 12		MIDDLE TENNESSEE	W, 10-7
SUN MAR. 13		MIDDLE TENNESSEE	L, 3-4 (8)
THU MAR. 17		#1 OLE MISS	L, 6-13
FRI MAR. 18		#1 OLE MISS	W, 19-5
SAT MAR. 19		#1 OLE MISS	L, 2-15
Tue	Mar. 22	vs. South Alabama	W, 13-12
Fri	Mar. 25	at Texas A&M	W, 6-5 (10)
Sat	Mar. 26	at Texas A&M	L, 4-5 (11)
Sun	Mar. 27	at Texas A&M	W, 13-9
TUE MAR. 29		JACKSONVILLE STATE	L, 2-5
Thu	Mar. 31	at #12 LSU	W, 6-5
Fri	Apr. 1	at #12 LSU	L, 2-9
Sat	Apr. 2	at #12 LSU	W, 6-4
Tue	Apr. 5	at UAB	W, 6-4
FRI APR. 8		#12 VANDERBILT	W, 5-1
SAT APR. 9		#12 VANDERBILT	L, 4-19
SUN APR. 10		#12 VANDERBILT	W, 8-2
TUE APR. 12		SAMFORD	6 PM
Thu	Apr. 14	at Miss. State	7 pm
Fri	Apr. 15	at Miss. State	6 pm
Sat	Apr. 16	at Miss. State	1 pm
TUE APR. 19		ALABAMA STATE	6 PM
WED APR. 20		KENNESAW STATE	6 PM
FRI APR. 22		SOUTH CAROLINA	6 PM
SAT APR. 23		SOUTH CAROLINA	2 PM
SUN APR. 24		SOUTH CAROLINA	1 PM
Tue	Apr. 26	at Jacksonville State	6 pm
Fri	Apr. 29	at #1 Tennessee	6 pm
Sat	Apr. 30	at #1 Tennessee	6 pm
Sun	Apr. 31	at #1 Tennessee	1 pm
FRI MAY 6		#2 ARKANSAS	6 PM
SAT MAY 7		#2 ARKANSAS	4:30 PM
SUN MAY 8		#2 ARKANSAS	1 PM
Tue	May 10	at Troy	6 pm
FRI MAY 13		ALABAMA	7:30 PM
SAT MAY 14		ALABAMA	2 PM
SUN MAY 15		ALABAMA	3 PM
Tue	May 17	at Samford	6 pm
Thu	May 19	at Kentucky	5:30 pm
Fri	May 20	at Kentucky	5:30 pm
Sat	May 21	at Kentucky	1 pm

POSTSEASON

May 24-29	SEC Tournament	TBA
June 3-6	NCAA Regionals	TBA
June 10-13	NCAA Super Regionals	TBA
June 17-27	College World Series	TBA

Home games in **BOLD CAPS**

All home games at Plainsman Park | All times central
^ SEC Tournament



GAME 33

AUBURN, ALA. (Samford Stadium-Hitchcock Field at Plainsman Park)



#17 **AUBURN TIGERS** (22-10, 7-5 SEC)

Head Coach: Butch Thompson (Birmingham-Southern, 1992)

Career Record: 240-173 (8th season) | Record at Auburn: 201-152 (7th season)

VS.



SAMFORD BULLDOGS (15-14, 2-1 SoCon)

Head Coach: Tony David (South Alabama, 1995)

Career Record: 15-14 (1st season) | Record at Samford: 15-14 (1st season)

» QUICK HITTERS

- Auburn defeated Vanderbilt in two of three games to secure its third straight SEC series win for the first time since 2017.
- The team's 7-5 SEC start is tied for the best start since 2017.
- The Tigers are one of four teams in the league to win three of the first four SEC series, including the only team from the SEC West with two of its three series wins coming away from home.
- Friday's win in the series opener against the Commodores marked head coach Butch Thompson's 200th win in an Auburn uniform.
- The Tigers are 6-1 and are outscoring opponents 67-33 in midweek games this season.
- The team is hitting .329 and getting on-base at a .436 clip in midweek games.
- Sonny DiChiara and Joseph Gonzalez were named the SEC Co-Player and Co-Pitcher of the Week.
- It marks the first time Auburn has had two players earn the distinction in the same week.
- DiChiara leads the country in average (.452), on-base percentage (.595) and slugging (.946).
- Gonzalez turned in the team's first SEC complete game since 2018 in the series finale and clinching win against Vanderbilt.
- Auburn is 74-25-1 all-time against Samford, including 45-13-1 against the Bulldogs at home.

PITCHING MATCHUP

AUBURN

SAMFORD

TUE | JR RHP **Mason Barnett**

(1-1, 5.26) vs. FR RHP **Will Lynch**

(0-2, 17.65)

GAME INFO

Date: Tuesday, Apr. 12, 2022

Game Time: 6 p.m. CT

Site: Auburn, Ala. / Plainsman Park (4,096)

TV: SEC Network+

Talent: JJ Jackson (pxp), Gregg Olson (color)

Radio: 93.9 FM | AuburnTigers.com

Talent: Andy Burcham, Brad Law

Live Stats: StatBroadcast.com

Twitter Updates: @AuburnBaseball

Postgame Recap: AuburnTigers.com

Series History: Auburn leads, 74-25-1

Auburn: Auburn leads, 45-13-1

Birmingham: Auburn leads, 24-7

Neutral: Auburn leads, 3-2

Last Meeting: Samford 6, Auburn 1 (5/12/21)

Streak: L1

AUBURN

22-10, 7-5 SEC

Team Leaders

Batting Average:	SR IF Sonny DiChiara (.452)
Runs:	SR IF Sonny DiChiara (30)
2B:	SR IF Sonny DiChiara (13)
HR:	SR IF Sonny DiChiara (11)
RBI:	SR IF Sonny DiChiara (32)
Stolen Bases:	R-JR IF Blake Rampusch (9-13)

SAMFORD

15-14, 2-1 SoCon

Team Leaders

Batting Average:	JR IF Stephen Klein (.341)
Runs:	SO IF Garrett Howe (22)
2B:	R-JR IF/OF Towns King (8)
HR:	Three tied (6)
RBI:	JR OF Maurice Hampton Jr. (26)
Stolen Bases:	SO OF Colton Ledbetter (9-12)

POTENTIAL STARTING LINEUP

Pos.	#	Player	AVG	AB	R	H	2B	3B	HR	RBI	SB-SBA	BB
C	28	Nate LaRue	.192	52	10	10	2	0	2	12	1-1	5
1B	17	Sonny DiChiara	.452	93	30	42	13	0	11	32	0-0	30
2B	7	Cole Foster	.267	90	16	24	3	0	4	22	0-1	15
3B	11	Blake Rampusch	.381	134	29	51	8	1	2	23	9-13	12
SS	4	Brody Moore	.288	118	26	34	5	0	2	15	2-4	17
LF	31	Mike Bello	.280	50	12	14	3	0	1	7	1-1	10
CF	5	Kason Howell	.315	127	26	40	12	1	2	24	6-7	13
RF	27	Bobby Peirce	.367	30	4	11	1	2	0	3	0-0	3
DH	19	Brooks Carlson	.288	66	17	19	2	0	2	11	0-0	8

AUBURN'S RECORD WHEN...

	2022	Under Thompson
Overall	22-10	201-152
SEC	7-5	70-91
Non-Conference	15-5	119-50
Postseason	0-0	15-14
Home	13-7	134-70
Away	5-2	47-63
Neutral	4-1	18-17
Current streak	W1	W1
Last 5 games	4-1	4-1
Last 10 games	6-4	6-4

Situational:

AU scores first	11-3	134-51
Opp. scores first	11-7	67-101
AU scores 4+ runs	21-5	183-68
AU scores 3 runs or less	1-5	18-84
AU leads after 7 innings	18-2	163-16
8 innings	19-1	183-13
AU trails after 7 innings	2-7	14-110
8 innings	1-7	5-119
Game tied after 7 innings	1-0	19-22
8 innings	1-1	6-14
Extra Innings	1-3	10-18
1-run games	6-3	42-42
2-run games	2-1	23-15
3-run games	1-2	21-20
Games decided by 5+ runs	11-4	95-47
vs. LH Starter	5-3	60-49
vs. RH Starter	17-7	142-102
More hits than opponent	13-3	147-28
Fewer hits than opponent	5-6	34-113
Hits are tied	4-1	18-12
AU has 10+ hits	16-4	124-60
Opp. has 10+ hits	6-6	49-96
Hit a home run	14-5	131-62
Opp. hits a home run	9-8	84-97
AU quality start	4-2	65-22
Opp. quality start	0-1	25-56
AU commits no errors	9-3	86-39
Opp. commits no error	9-4	54-76

By Day:

Sunday	5-1	33-27
Monday	0-0	1-2
Tuesday	3-1	40-17
Wednesday	3-0	17-6
Thursday	1-1	8-15
Friday	4-3	49-35
Saturday	5-4	50-48
Day Games (first pitch before 6 p.m.)	10-6	116-81
Night Games (first pitch after 6 p.m.)	12-4	86-71
Doubleheaders	4-2	25-15

By Month:

February	5-2	45-14
March	13-6	74-41
April	4-2	42-46
May	0-0	28-41
June	0-0	10-7

By Jersey:

White	5-3	55-33
Blue	2-2	35-31
Orange	6-2	45-31
Gray	4-0	24-35
Pinstripes	5-3	32-20
Cream Throwback	0-0	8-2

UNIVERSITY INFORMATION

Location	Auburn, Ala.
Enrollment	31,526
Founded	October 1, 1856
Nickname	Tigers
Colors	Burnt Orange and Navy Blue
President	Dr. Jay Gogue
Athletics Director	Allen Greene
Conference	Southeastern (SEC West)
Stadium / Capacity	Samford Stadium-Hitchcock Field at Plainsman Park / 4,096
Ticket Office Phone	855-282-2010

BASEBALL COACHING / SUPPORT STAFF

Head Coach	Butch Thompson (Birmingham-Southern, 1992)
Record at Auburn / Seasons	201-152 (.569) / 7th
Career Coaching Record / Seasons	240-173 (.581) / 8th
Assistant Coach	Karl Nonemaker (Vanderbilt, 2002)
Assistant Coach	Gabe Gross (Auburn, 2012)
Volunteer Assistant	Tim Hudson (Auburn, 2021)
Director of Player Development	Aaron Everett (UT Martin, 2012)
Director of Operations	Greg Drye (Southern Miss, 1998)
Athletic Trainer	Anthony Sandersen (South Dakota State, 2004)
Strength & Conditioning	Chris Joyner (Minnesota State - Mankato, 2001)

PROGRAM HISTORY

Modern Era Program Record (since 1949)	2,010-1,385-4 (.592)
College World Series Appearances / Last	5 / 2019
College World Series Record	3-10 (.231)
NCAA Regional Appearances / Last	22 / 2019
NCAA Regional Record	51-45 (.531)
NCAA Super Regional Appearances / Last	3 / 2019
NCAA Super Regional Record	3-5 (.375)
Last Postseason Opponent	Louisville / 2019 College World Series
Result	Lost, 5-3

POSTSEASON HISTORY

College World Series Appearances: 5 (1967, 1976, 1994, 1997, 2019)

Super Regional Appearances: 3 (1999, 2018, 2019)

NCAA Regional Appearances: 22 (1963, 1967, 1976, 1978, 1987, 1989, 1993-95, 1997-2003, 2005, 2010, 2015, 2017, 2018, 2019)

NCAA Regional Titles: 7 (1967, 1976, 1994, 1997, 1999, 2018, 2019)

MEDIA RELATIONS

Baseball Contact: George Nunnelley, Asst. Director - Athletics Comm.

Cell: 502-609-9982

Email: gnnunnelley@auburn.edu

Twitter: @gnunnelley

Associate AD: Kirk Sampson

2022 AUBURN BASEBALL ROSTER

No.	Name	Pos.	Cl.	B/T	Ht.	Wt.	Exp.	Hometown (Previous School)
1	Blake Rambusch	IF/OF	R-Jr.	R/R	5-9	175	JC	Austin, Texas (Grayson College)
2	Josh Hall	OF	R-Jr.	L/R	5-9	192	1L	Birmingham, Ala. (Ole Miss)
4	Brody Moore	IF	Sr.	R/R	5-11	183	3L	Oneonta, Ala. (Oneonta)
5	Kason Howell	OF	Sr.	R/R	6-0	180	3L	Argyle, Texas (Liberty Christian)
6	Ryan Dyal	C	R-So.	L/R	5-10	197	1L	Senoia, Ga. (East Coweta)
7	Cole Foster	IF	So.	S/R	6-1	190	1L	Plano, Texas (Plano Senior)
8	Bryson Ware	OF	Jr.	R/R	6-2	193	1L	Madison, Miss. (Pearl River CC)
9	Cade Granzow	RHP	Fr.	R/R	6-3	220	HS	Franklin, Tenn. (Brentwood)
11	Garrett Farquhar	IF	5th	R/R	5-11	187	2L	Hoover, Ala. (Shelton State CC)
13	Ben Schorr	C	R-Fr.	R/R	6-0	185	RS	Columbus, Ga. (Columbus)
14	Brooks Fuller	LHP	Sr.	L/L	6-3	210	3L	Auburn, Ala. (Auburn)
16	Cam Hill	IF/LHP	So.	L/L	6-5	214	1L	Madison, Ala. (Bob Jones)
17	Sonny DiChiara	IF	Sr.	R/R	6-1	263	TR	Hoover, Ala. (Samford)
18	Mason Barnett	RHP	Jr.	R/R	6-0	218	2L	Cartersville, Ga. (Cartersville)
19	Brooks Carlson	IF	Gr.	R/R	5-11	192	TR	Mobile, Ala. (Samford)
20	Hayden Mullins	LHP	Jr.	L/L	6-0	194	2L	Gallatin, Tenn. (Hendersonville)
21	Trace Bright	RHP	Jr.	R/R	6-4	199	2L	Montgomery, Ala. (Trinity Presbyterian)
22	Garrett Wade	LHP	R-Jr.	L/L	6-3	199	2L	Hartselle, Ala. (Hartselle)
23	Parker Carlson	RHP	Fr.	R/R	6-1	170	HS	Mobile, Ala. (Faith Academy)
27	Bobby Peirce	OF	R-Jr.	R/R	6-2	181	1L	Scottsdale, Ariz. (South Mountain CC)
28	Nate LaRue	C/RHP	Jr.	R/R	6-3	217	2L	Mobile, Ala. (McGill-Toolen)
29	Carson Skipper	LHP	Sr.	L/L	6-2	211	3L	Trussville, Ala. (Trussville)
31	Mike Bello	OF	Fr.	L/L	6-1	190	HS	Oak Ridge, N.J. (Pope John XXIII)
32	Carson Swilling	RHP	So.	R/R	5-11	196	1L	Smiths Station, Ala. (Smiths Station)
34	Ben Bosse	RHP	Fr.	R/R	6-1	194	HS	Brenham, Texas (Brenham)
37	Mason Land	IF	Jr.	L/R	5-10	173	JC	Cantonment, Fla. (Chattahoochee Valley CC)
40	Blake Burkhalter	RHP	Jr.	R/R	6-0	204	2L	Dothan, Ala. (Northview)
41	John Armstrong	RHP	Fr.	R/R	5-11	200	HS	Marietta, Ga. (Harrison)
43	Chase Isbell	RHP	Jr.	R/R	6-2	198	TR	Springville, Ala. (Samford)
44	Grant Newton	RHP	R-Jr.	R/R	6-4	236	TR	Orange County, Calif. (Santa Ana College)
45	Joseph Gonzalez	RHP	So.	R/R	6-4	230	1L	Humacao, P.R. (Leadership Christian Academy)
46	Chase Allsup	RHP	Fr.	R/R	6-1	220	HS	Dothan, Ala. (Dothan)
47	Tommy Sheehan	LHP	Gr.	L/L	6-0	209	TR	Brielle, N.J. (Notre Dame)
50	Jake Wyandt	C	Gr.	R/R	5-11	195	TR	Laurel, Md. (Presbyterian)
51	Luke Burk	IF	Jr.	R/R	6-0	219	JC	Galena, Mo. (Neosho County CC)
52	Jordan Armstrong	RHP	Sr.	R/R	6-2	184	JC	McDonough, Ga. (Chattahoochee Valley CC)
54	Konner Copeland	LHP	So.	L/L	6-2	178	JC	Mobile, Ala. (Pensacola State CC)
57	Tyler Drabick	RHP	Gr.	R/R	6-2	193	TR	Canton, Ohio (Lipscomb)
72	Brody Moss	IF	Fr.	L/R	5-11	173	HS	Helena, Ala. (Helena)

COACHES & STAFF

30	Butch Thompson	Head Coach
35	Karl Nonemaker	Assistant Coach
39	Gabe Gross	Assistant Coach
15	Tim Hudson	Volunteer Assistant Coach
	Aaron Everett	Director of Player Development
	Greg Drye	Director of Operations
	Chris Joyner	Strength & Conditioning
	Anthony Sandersen	Athletic Trainer
	Jeremy Page	Athletic Trainer Intern

PRONUNCIATION GUIDE

Ben BOSSE.....	BOSSY
Sonny DICHARA	De-SHARE-uh
Ryan DYAL.....	DIAL
Garrett FARQUHAR	FAR-kwar
Cade GRANZOW.....	Gran-ZO
KASON Howell.....	KAY-son
Chase ISBELL.....	IZ-bull
Ben SCHORR.....	SHORE
Jake WYANDT.....	Why-ANDT

30 BUTCH THOMPSON HEAD COACH

THE AUBURN SKIPPER

- Eight College World Series appearances / 17 postseason appearances
- 2013 National Runner-up (Mississippi State)
- 2001 National Champion (Birmingham-Southern)
- 2014 Baseball America/ABCA National Assistant Coach of the Year
- 2006 FCA Coach of the Year
- Coached 18 pitchers who went on to pitch in the Major Leagues
- Recruited and coached 33 pitchers who were drafted out of college that weren't drafted out of high school

Butch Thompson enters his seventh season at the helm of the program in 2021, posting a record of 179-142 in his first six seasons. He led the program to the first College World Series appearance in 22 years in 2019 and took the Tigers to three straight regionals for the first time since 2001-03.

Butch Thompson was named Auburn's head baseball coach on October 22, 2015 and enters his seventh season with the Tigers in 2021.

Thompson, who spent three seasons as an assistant coach and recruiting coordinator at Auburn from 2006-08, returned to The Plains after seven seasons at Mississippi State as both associate head coach and pitching coach.

A native of Amory, Miss., Thompson has coached 31 Division I All-Americans and 40 all-conference performers. He has seen 18 of his former pitchers make their Major League Baseball debuts, including 12 since 2014. Thompson has also turned 33 pitchers who went undrafted out of high school into MLB draft picks.

Thompson had three pitchers drafted in the first 11 rounds in 2014 and five pitchers drafted, including three in the top 10 rounds, in 2013. He added a first-round selection in the 2016 draft, a third-round pick in Keegan Thompson in 2017 and the first No. 1 overall pick in program history in Casey Mize in 2018. With Tanner Burns also going as a supplemental first round pick in 2020, Auburn became one of four programs with a pair of pitchers drafted in the first round from 2018-20.

Along with his pitching pedigree, Thompson is also considered one of the top recruiters in the country. Since 2003, he has secured 14 recruiting classes that were ranked in the top 10 by either Baseball America or Perfect Game, including the No. 5 signing class in 2017 and a program record No. 4 class in 2018. His classes signed from 2006-08 at Auburn each ranked in the top 18 nationally, including the No. 5 class in 2008, which included All-American and SEC Player of the Year Hunter Morris.

In 29 years of coaching at the collegiate level, including 20 in the Southeastern Conference, Thompson has coached eight College World Series participants, including leading the Tigers to the program's first trip to the College World Series in 22 years in 2019. Thompson has also coached one national champion and a national runner-up, won nine conference championships and made 17 postseason appearances. He has also served as an assistant under three National Coach of the Year recipients.

Thompson was named the 2006 Fellowship of Christian Athletes SEC Coach of the Year while at Auburn and the 2014 Baseball America and American Baseball Coaches Association (ABCA) National Assistant Coach of the Year while at Mississippi State.

Thompson has returned the Tigers to prominence in five seasons on The Plains as he has guided the team to a 179-142 overall record and took the team to three straight NCAA Tournament appearances for the first time since 2001-03, including back-to-back super regionals for the first time in program history. After advancing to the College World Series in 2019 and a winner-take-all game three in the Gainesville Super Regional in 2018, the Tigers finished those respective seasons ranked as high as No. 8 and No. 9. It marked the third time in program history the team has finished back-to-back seasons in the top 10.

Entering the 2019 postseason as the No. 2 seed in the Atlanta Regional, Auburn became the only program to sweep a regional on the road in each of the last two seasons before also becoming the first team to defeat North Carolina in a Chapel Hill Super Regional in 2019, punching its ticket to Omaha for the first time since 1997.

In seven seasons at MSU, Thompson made four NCAA regional trips, two Super Regionals, won the SEC Tournament and advanced to the College World Series finishing as NCAA runner-up in 2013. In three of his last four seasons in Starkville, the Bulldogs' staff ERA finished no higher than 3.06. Thompson's 2013 pitching staff was one of two nationally to finish in the top 15 in ERA, strikeouts per nine innings and hits allowed per nine innings.



In addition to his experience at Auburn and Mississippi State, Thompson also spent four seasons at Georgia from 2002-05, including a trip to the College World Series in 2004. While there, he guided the development of future Major Leaguers Josh Fields, Mitchell Boggs and Brooks Brown.

Thompson launched his coaching career as pitching coach and top assistant at Huntingdon College (Ala.) in 1993, before returning to his alma mater in Birmingham, where he helped lead the Panthers to back-to-back Southern States Conference Championships and in 1995 coached BSC to its first NAIA World Series berth.

Thompson left BSC briefly to serve as head coach at Jefferson State Community College in Birmingham in 1997. While at JSCC, he was honored as the Regional Tournament Coach of the Year, the ABCA Alabama Junior College Coach of the Year and the Southeast Region Coach of the Year after guiding JSCC to a 39-21 mark, the AJCAA Region 22 State Championship and a third-place finish in the NJCAA Division II World Series.

He returned to Birmingham-Southern as top assistant the following season, beginning a four-year run during the most successful span in BSC baseball history. The Panthers won 196 games and four TranSouth Conference Championships and made three-consecutive appearances in the NAIA World Series. BSC's 2001 team posted a school-best 55-11 mark and captured the NAIA National Championship.

In 2002, Thompson joined the SEC baseball coaching fraternity as a pitching coach and recruiting coordinator at Georgia and has been a part of the league for the past 17 seasons.

Thompson currently serves as the large-school representative for the Alabama Baseball Coaches Association and is an All-American committee member representing the South region for the ABCA.

Thompson prepped at Amory (Miss.) High School and later starred as a pitcher at Itawamba (Miss.) Community College from 1989-90. He is a member of both the ICC Athletic Hall of Fame (Class of 2014) and MACCC Hall of Fame (Class of 2021).

Thompson earned a Bachelor's Degree in History at BSC in 1992 and completed a Master's Degree in Sports Administration at UAB in 1996. He is married to the former Robin Ashe of Birmingham, Ala., and they are the parents of three daughters --- Anna, Olivia and Madelyn Gail.

NATIONAL POLLS

NEWS & NOTES

BASEBALL AMERICA

Apr. 11

1. Tennessee*
2. Miami
3. Oklahoma State
4. Texas Tech*
5. Oregon State
6. Virginia
7. Arkansas*
8. Texas
9. Louisville
10. Notre Dame
11. Stanford
12. Georgia
13. UCLA
14. Southern Miss
15. Gonzaga
16. Arizona
17. **AUBURN**
18. Texas State
19. Florida State
20. Dallas Baptist
21. Oregon
22. Maryland
23. Wake Forest
24. LSU*
25. Wofford

D1 BASEBALL

Apr. 11

1. Tennessee*
2. Miami
3. Oregon State
4. Texas Tech*
5. Oklahoma State
6. Arkansas*
7. Texas
8. Virginia
9. Louisville
10. Notre Dame
11. Southern Miss
12. UCLA
13. Georgia
14. Gonzaga
15. LSU*
16. Dallas Baptist
17. **AUBURN**
18. UConn
19. Texas State
20. Arizona
21. Virginia Tech
22. Stanford
23. Florida
24. Alabama*
25. Ole Miss*

USA TODAY

Apr. 11

1. Tennessee*
2. Oregon State
3. Miami
4. Texas Tech*
5. Arkansas*
6. Oklahoma State
7. Texas
8. Virginia
9. Notre Dame
10. Virginia
11. Louisville
12. LSU*
13. UCLA
14. Southern Miss
15. Gonzaga
16. Arizona
17. Vanderbilt*
18. Florida
19. Dallas Baptist
20. Texas State
21. UConn
22. **AUBURN**
23. Stanford
24. Maryland
25. Wake Forest

NCBWA

Apr. 11

1. Tennessee*
2. Oregon State
3. Miami
4. Arkansas*
5. Texas Tech*
6. Texas
7. Oklahoma State
8. Virginia
9. Notre Dame
10. Georgia
11. Louisville
12. LSU*
13. UCLA
14. Arizona
15. Southern Miss
16. Gonzaga
17. Vanderbilt*
18. Stanford
19. Dallas Baptist
20. Florida
21. UConn
22. Maryland
23. **AUBURN**
24. Texas State
25. Ole Miss*

PERFECT GAME

Apr. 11

1. Tennessee*
2. Miami
3. Oklahoma State
4. Notre Dame
5. Oregon State
6. Texas Tech*
7. Texas
8. Virginia
9. Arkansas*
10. Gonzaga
11. Southern Miss
12. Louisville
13. UCLA
14. UConn
15. LSU*
16. Georgia
17. Virginia Tech
18. Dallas Baptist
19. **AUBURN**
20. Arizona
21. TCU
22. Oregon
23. Grand Canyon
24. Vanderbilt*
25. Ole Miss*

COLLEGIATE BASEBALL

Apr. 11

1. Tennessee*
2. Miami
3. Louisville
4. Oklahoma State
5. Virginia
6. Arkansas*
7. Notre Dame
8. Texas Tech*
9. UCLA
10. Texas
11. Vanderbilt*
12. Arizona
13. Georgia
14. **AUBURN**
15. Stanford
16. Oregon State
17. LSU*
18. Texas State
19. UC Santa Barbara
20. Florida
21. Oregon
22. Rutgers
23. Wake Forest
24. West Virginia
25. UConn

AUBURN IN THE POLLS

BA D1 CB NC PG USA

Pre.	NR	NR	NR	NR	NR	NR
2/21	NR	NR	NR	NR	NR	NR
2/28	NR	NR	NR	NR	NR	NR
3/7	NR	NR	NR	NR	NR	NR
3/14	NR	NR	NR	NR	NR	NR
3/21	NR	NR	NR	NR	NR	NR

BA D1 CB NC PG USA

3/28	NR	NR	NR	NR	NR	NR
4/4	25	NR	18	NR	NR	NR
4/11	17	17	14	23	19	22

SCOUTING THE BULLDOGS

- Samford enters the week with a 15-14 overall record and 2-1 mark in Southern Conference play after a series win against VMI.
- The Bulldogs are led by first-year head coach Tony David, who spent the previous 17 seasons as an assistant coach for former Auburn great Casey Dunn.
- Offensively, Samford is hitting .244 as a team and is led by junior infielder Stephen Klein's .341 clip.
- On the mound, the Bulldogs have turned in a 5.97 ERA but allowed just three runs in three games against VMI last weekend.

STRONG SEC START

- Auburn's 7-5 start in SEC play has the Tigers one game out of first place in the SEC West and is tied for the team's best start since 2017 (8-4).
- The Tigers are one of four SEC teams to win three of its first four conference series, including the only team from the SEC West and one of three teams in the league to win three of the first four series with two road series wins.
- The team has won three straight SEC series for the first time since 2017. Auburn hasn't won four straight SEC series since the final two series of 2013 and first two series of 2014.

SEC HONORS

- Sonny DiChiara and Joseph Gonzalez were named SEC Co-Player and Co-Pitcher of the Week, marking the first time Auburn has had two honorees in the same week in program history.

SONNY KEEPS ON SLUGGING

- A Golden Spikes List Midseason Watch List honoree and D1 Baseball Midseason First Team All-American, DiChiara leads the country in average (.452), on-base percentage (.595) and slugging (.946).
- His average through the team's first 32 games is the highest since Tim Hudson hit .458 through the first 32 games of the 1997 season and his 11 homers are the most since Josph Sanders hit 14 to this point in 2009.
- DiChiara hit his 50th career home run in Saturday's middle game vs. Vanderbilt and turned in his ninth career multi-homer game in the series finale. He is third among NCAA Division I active players with 52 career homers.

GONZO GIVES US A GEM

- Gonzalez turned in Auburn's first SEC complete game since Casey Mize struck out 15 batters in a complete game against Vanderbilt in 2018.
- The sophomore rightly matched a career best with eight strikeouts and didn't issue a walk.
- He threw 81 of his 104 pitches for strikes.

IN THE POLLS

- Auburn entered all six major polls this week, being ranked anywhere from No. 14 (Collegiate Baseball) to No. 22 (Coaches Poll).
- The Tigers improved to 6-4 against ranked opponents this season, including 5-2 against teams ranked No. 12.
- All 10 games against ranked opponents have come against teams ranked No. 12 or higher.

THE LAST TIME...

BATTING SUPERLATIVES

5 hits in a game Anfernee Grier at Kennesaw St. [5-for-6] (4/12/16)
 6 hits in a game Tyler Johnstone vs. Elon [6-for-7, 2B, 3B] (2/25/05)

Reached base 6 times Bryson Ware vs. Alabama A&M [3-5, 3 BB] (2/24/21)

4 runs in a game
 5 runs in a game **Mike Bello at Texas A&M (3/27/22)**
 6 runs in a game Rankin Woley vs. #18 Boston College (3/6/21)
 Bryson Ware vs. Alabama A&M (2/24/21)

10-game hitting streak Rankin Woley, 12 games (2/28-3/21/21)
15-game hitting streak **Blake Rambusch, 17 games (3/5-4/1/22)**
 20-game hitting streak A. Grier, 22 games, (5/31/15-3/22/16)
 25-game hitting streak Justin Fradejas, 27 games (3/23-5/7/10)
 30-game hitting streak Casey Dunn, 31 games (2/22 [G1]-4/15/97)

3 doubles in a game Ryan Bliss vs. LSU (5/6/21)
 4 doubles in a game Ken Dempsey vs. Georgia (1971)

2 triples in a game Jay Gonzalez vs. Alabama State (2/28/12)
 3 triples in a game never

2 home runs in one game **Sonny DiChiara vs. #12 Vanderbilt (4/10/22)**
 3 home runs in one game Tony Caldwell at Kentucky (4/9/11)

7 RBI in a game Brody Moore vs. Alabama A&M (2/24/21)
 8 RBI in a game Justin Bryant at Georgia (3/19/10)
 9 RBI in a game Hunter Morris at Georgia (3/21/10)
 10 RBI in a game Bob Berry vs. Huntington (4/15/82)

Grand slam home run **Ryan Dyal vs. Rhode Island (3/6/22)**
 Inside-the-park home run Kason Howell at Alabama (4/15/21)
 HR to begin game Ryan Bliss vs. #11 Ole Miss (5/25/21)
 Two HR in one inning Dan Glevenyak at Jacksonville State (8th) (5/7/13)
 HR in consecutive at-bats Steven Williams vs. Texas A&M (5/15/21)
 HR in three consecutive at-bats Edouard Julien vs. Alabama A&M/at UCF (2/20-22/19)
HR in consecutive games **Sonny DiChiara vs. #12 Vanderbilt (3/9-10/22)**
HR in three consecutive games **Sonny DiChiara vs. Troy & Yale (2/23-26/22)**
 HR in three consecutive SEC games Trent Mummy (4/17-23/10)
 HR in four consecutive games Joseph Sanders (5/10-15/08)
 HR in four consecutive SEC games Mike Bianucci (5/2-9/08)
 HR in five consecutive games Tim Lemons (4/6-10/85)
Walk-off HR **Kason Howell vs. Yale (G1 - 2/26/22)**
 Pinch-hit HR Cam Hill vs. Kentucky (3/26/21)
 Pinch-hit grand slam Edouard Julien vs. BYU (G1 - 3/3/18)
 HR in first at-bat of season Steven Williams vs. Longwood (2/17/18)
 HR in both games of DH Dylan Ingram at #7 Mississippi St. (4/29/17)

Hit for the cycle Judd Ward [3B, 1B, HR, 2B] vs. Illinois-Chicago (G1 - 2/15/20)

Hit from both sides of plate in same inning Damon Haecker [5th inn.] vs. Jacksonville St. (3/15/17)
Two hits in same inning **Cam Hill [2B, 1B] vs. Rhode Island [1st] (G2 - 3/5/22)**

Stole home **Josh Hall vs. Kansas State (2/20/22)**
Stole two bases in a game **Blake Rambusch vs. Rhode Island (G1 - 3/5/22)**
 Stole three bases in a game Anfernee Grier vs. Southern (2/26/16)

Hit by a pitch 2 times in a game **Ryan Dyal vs. UAB (3/2/22)**
 Hit by a pitch 3+ times in a game Dan Glevenyak at Alabama (4) (4/11/14)

Scored 20 or more runs 20 vs. Wright State (2/29/20)
 Scored 25 or more runs 25 vs. Longwood (2/17/18)
 Scored 30 or more runs 33 vs. Alabama A&M (2/24/21)

Scored 5 runs in an Inning **5, vs. South Alabama (5th) (3/22/22)**
Scored 6 runs in an Inning **6, at #12 LSU (5th) (3/31/22)**
Scored 7 runs in an Inning **7, vs. South Alabama (4th) (3/22/22)**
 Scored 8 runs in an Inning 8, at UAB (5th) (3/19/19)
Scored 9 runs in an Inning **9, vs. Rhode Island (1st) (G1 - 3/5/22)**
 Scored 10+ runs in an Inning 14, vs. Alabama A&M (4th) (2/24/21)
 Recorded 10+ hits in an Inning 11, vs. Furman (5th) (2/12/00)
 Scored in every inning vs. Coppin State (3/18/14)

Recorded 15-19 hits **15, vs. South Alabama (3/22/22)**
 Recorded 20 or more hits 27, vs. Alabama A&M (2/24/21)

Hit 3 or more home runs in an inning 3, vs. Northeastern (6th) (G1 - 3/10/18)
Hit 3 or more home runs in a game **4, vs. Rhode Island (3/6/22)**
 Hit 5 or more home runs in a game 6, vs. Texas A&M (5/15/21)
 Hit 7 or more home runs in a game 7, vs. Mississippi State (5/8/10)
 Hit back-to-back home runs R. Woley & S. Williams vs. Samford (3rd) (4/20/21)
 Hit back-to-back-to-back home runs R. Bliss, T. Miller & R. Woley vs. Texas A&M (1st) (5/15/21)

Had 5 doubles **5, vs. Yale (2/25/22)**
 Had 6 doubles 6, vs. Jacksonville State (4/21/21)
 Had 7 doubles 7, vs. Chicago State (3/8/20)
 Had 8 doubles 8, vs. BYU (G1 - 3/3/18)
 Had 9+ doubles 11, vs. Alabama A&M (2/24/21)

Stole 5 bases in a game 5, vs. Bethune-Cookman (5/6/14)
 Stole 6 bases in a game 6, vs. #21 Tennessee (3/17/19)
 Stole 7 bases in a game 7, vs. Presbyterian (5/8/12)
 Stole 8 bases in a game 8, vs. Alcorn State (2/22/12)

Walked 10+ times **12, vs. #1 Ole Miss (3/18/22)**
 Did not strike out in a game vs. Belmont (3/11/12)

PITCHING SUPERLATIVES

INDIVIDUAL
 Nine-inning no-hitter Casey Mize vs. Northeastern (3/9/18)
 Nine-inning no-hitter (combined) Mike Mueller [2.0], Lee Carter [1.0], Brandon Channell [1.0], Reid Price [1.0], Andrew Skinner [1.0], Arnold Hughey [1.0], Ken Clayton [1.0], Cory Duettt [0.2], Sean Jones [0.1] vs. UAB (3/19/02)

Seven-inning no-hitter Jason Johnson vs. LaGrange College (4/30/91)

Nine-inning perfect game Eric Brandon vs. Murray State (3/2/02)
 Seven-inning perfect game Jason Johnson vs. LaGrange College (4/30/91)

Nine-inning one-hitter (individual) Keegan Thompson vs. Presbyterian (3/1/14)
 Nine-inning one-hitter (combined) Tanner Burns [7.0], Cody Greenhill [2.0] vs. Chicago State (3/6/20)

Five-inning one-hitter Kevin Davis [3.2], Jacob Milliman [1.1], vs. Radford (2/22/15)

Nine-inning two-hitter Tanner Burns [9.0] vs. Cincinnati (3/1/19)

Complete game **Joseph Gonzalez vs. #12 Vanderbilt (4/10/22)**
 Complete game shutout Jack Owen vs. UTSA (3/9/19)
 Consecutive complete games K. Thompson vs. Arkansas & LSU (4/4 & 4/11/15)

Struck out 10 batters 10 by Tanner Burns vs. Chicago State (3/6/20)
Struck out 11 batters **11 by Jordan Armstrong vs. Yale (2/25/22)**
 Struck out 12 batters 12 by Casey Mize at Kentucky (3/23/18)
 Struck out 13 batters 13 by Casey Mize vs. Texas A&M (3/16/18)
 Struck out 15 batters 15 by Tanner Burns vs. Cincinnati (3/1/19)

TEAM
Struck out 15+ batters **Mullins [9], Skipper [2], Burkhalter [4] vs. #12 Vanderbilt (4/8/22)**
 Struck out 20+ batters Fuller [4], Watson [4], Anderson [3], Greenhill [4], Skipper [3], Wade [2] vs. #9 Arkansas (4/5/19)
 vs. Ga State, at Missouri (4/5-7/16)
 vs. #5 Rhode Island (G2 - 3/5/22)
 vs. #12-0 [7] vs. Rhode Island (3/5/22)
 vs. #16-0 [12-0] [7] vs. Rhode Island (3/5/22)

Three straight shutouts 2-0 vs. UT Martin / 6-0 vs. UTSA / 5-0 vs. UTSA (3/6-9/19)
 Shut out an SEC opponent 3-0 at Missouri (5/21/21)
 Shut out an SEC opponent on the road 3-0 at Missouri (5/21/21)
 Consecutive SEC shutouts 5-0 and 4-0 at Miss. State (3/27-28/15)
 Consecutive SEC shutouts on the road 5-0 and 4-0 at Miss. State (3/27-28/15)
Was shut out **3-0 vs. Oklahoma (2/18/22)**
 Was held to one hit vs. #24 Missouri (4/1/18)
 Was no hit vs. #13 Arkansas (5/25/17)

FIELDING SUPERLATIVES
2 errors in a game **Jake Wyandt vs. #1 Ole Miss (3/17/22)**
 3 errors in a game Luke Jarvis vs. Presbyterian (3/11/07)
 4 errors in a game Brett Burnham at Alabama (4/5/00)

3 double plays turned in a game **vs. Middle Tennessee (G2 - 3/13/22)**
 4 double plays turned in a game at #1 Arkansas (4/3/21)
 5 double plays turned in a game never

Triple play (Auburn) vs. Memphis (5/22/78)
 Triple play (Opponent) at Florida [4th] (3/15/08)

Threw a runner out at HP to end game Will Holland vs. Presbyterian (3/12/17)

MISC. SUPERLATIVES
 Won 10 or more consecutive games 15 (2/24-3/22/19)
 Won 15 or more consecutive games 15 (2/24-3/22/19)
 Won 8 or more consecutive SEC games 9 (4/1-21/95)
 Lost 5 or more consecutive games 5 (4/2-11/21)

Home winning streak 21 (1964-66)
 Road winning streak 14 (1967/1995)
 Season-opening winning streak 17 (2/7-3/5/97)

Extra-innings victory **6-5, at Texas A&M [10 inn] (3/25/22)**
Extra-innings loss **4-5, at Texas A&M [11 inn] (3/26/22)**

Swept a 3-game series vs. Presbyterian (2/19-21/21)
 Swept a road series at Alabama (4/20-21/18)
 Swept a road SEC series at Alabama (4/20-21/18)
 Swept a SEC series vs. #21 Tennessee (3/15-17/19)
Swept a 4-game series **Rhode Island (3/4-6/22)**
Swept a doubleheader **Rhode Island (3/5/22)**

Allowed 3 runs or fewer in a three-game series 2, vs. Chicago State (3/6-8/20)
Allowed 3 runs or fewer in a four-game series **3, vs. Rhode Island (3/4-6/22)**
 Allowed 3 runs or fewer in a SEC series 3 vs. Miss. State (3/27-29/15)
 Allowed 4 runs or fewer in a series 3 vs. UTSA (3/8-9/19)
 Allowed 4 runs or fewer in a SEC series 4, vs. Georgia (4/23-25/15)
 Allowed 3 runs or fewer in a road series 3 vs. Miss. State (3/27-29/15)
 Allowed 3 runs or fewer in a SEC road series 3 vs. Miss. State (3/27-29/15)

Overcome a deficit of 7+ runs 7 runs, [7-0, 12-8] vs. Florida A&M (2/22/17)

Won a 1-0 game vs. Mercer (5/30/15) [NCAA Regional]
 Lost a 1-0 game vs. Ohio State (2/15/14)

Walk-off win **vs. Yale [9 inn.] (G1 - 2/26/22)**
Walk-off loss **at Texas A&M [11 inn.] (3/26/22)**

HITTER PROFILES

31 • MIKE BELLO OF

6-1 • 190 • FR • Oak Ridge, N.J. • Pope John XXIII

- Is hitting .306 with 11 runs in 10 SEC games
- Hit his first career homer in game two at A&M (3/26)
- Drove in the game-winning run vs. S. Alabama (3/22)
- Went 3-for-3 and reached base 5x in his first start

CAREER STATISTICS

YEAR	AVG	GP-GS	AB	R	H	2B	3B	HR	RBI	SB-A
2022	.280	21-13	50	12	14	3	0	1	7	1-1

SEASON HIGHS

AB: 5, two times
R: 4, two times
H: 3, vs. Ole Miss (3/18)
2B: 1, three times
HR: 1, at Texas A&M (3/26)
RBI: 2, two times

CAREER HIGHS

5, two times
4, two times
3, vs. Ole Miss (3/18/22)
1, three times
1, at Texas A&M (3/26/22)
2, two times

51 • LUKE BURK IF

6-0 • 219 • JR • Galena, Mo. • Neosho County CC

CAREER STATISTICS

YEAR	AVG	GP-GS	AB	R	H	2B	3B	HR	RBI	SB-A
2020*	.460	17-/	50	14	23	4	0	3	13	3-4
2021*	.270	39-/	126	31	34	6	0	5	22	0-1
2022	.143	9-0	7	1	1	0	0	0	0	0-0
TOTAL	.317	65-0	183	46	58	10	0	8	35	3-5

SEASON HIGHS

AB: 2, two times
R: 1, vs. UAB (3/2)
H: 1, vs. UAB (3/2)
2B: --
HR: --
RBI: --

CAREER HIGHS

6, at Allen County (3/7/20)
3, four times
4, vs. Allen County (3/5/20)
2, vs. Ottawa (3/1/20)
1, eight times
3, five times

19 • BROOKS CARLSON IF

5-11 • 192 • GR • Mobile, Ala. • Samford

- Hit a three-run HR in the series opener vs. Vandy (4/8)
- Hit a game-tying, two-run double with two strikes and two outs in the top of the 9th at Texas A&M (3/25)
- Ranks 5th among active NCAA players in career hits

CAREER STATISTICS

YEAR	AVG	GP-GS	AB	R	H	2B	3B	HR	RBI	SB-A
2018*	.343	62-61	230	48	79	16	1	10	47	1-3
2019*	.345	59-59	226	47	78	17	2	6	41	0-1
2020*	.500	15-15	50	18	25	4	0	3	19	0-1
2021*	.301	50-49	186	38	56	13	1	6	37	2-2
2022	.288	20-15	66	17	19	2	0	2	11	0-0
TOTAL	.339	206-198	758	168	257	52	4	27	155	3-7

SEASON HIGHS

AB: 5, five times
R: 3, vs. Rhode Island (3/5)
H: 3, vs. S. Alabama (3/22)
2B: 1, two times
HR: 1, two times
RBI: 3, two times

CAREER HIGHS

6, three times
3, eight times
4, four times
2, five times
1, 27 times
7, at VMI (5/7/21)

17 • SONNY DICHARA IF

6-1 • 263 • SR • Hoover, Ala. • Samford

- Went 3-for-5 with 2B, 2 HR, 5 RBI vs. Vandy (4/10)
- Named the SEC Co-Player of the Week
- Tabbed First-Team Midseason All-America by D1
- Reached base multiple times in 26 of 28 games
- Leads the nation in AVG (.452), OBP (.595), SLG (.946)
- Ranks 3rd among active players in career HR
- Rated by D1 Baseball as the No. 2 first baseman

CAREER STATISTICS

YEAR	AVG	GP-GS	AB	R	H	2B	3B	HR	RBI	SB-A
2019*	.293	55-55	198	40	58	7	0	21	55	0-0
2020*	.328	15-15	61	9	20	3	0	2	21	0-0
2021*	.273	56-56	194	44	53	9	0	18	46	0-0
2022	.452	28-28	93	30	42	13	0	11	32	0-0
TOTAL	.317	154-154	546	123	173	32	0	52	154	0-0

SEASON HIGHS

AB: 5, four times
R: 3, four times
H: 4, at LSU (4/2)
2B: 2, vs. Oklahoma (2/18)
HR: 2, vs. Vandy (4/10)
RBI: 5, vs. Vandy (4/10)

CAREER HIGHS

6, two times
3, five times
4, two times
2, vs. Oklahoma (2/18/22)
2, nine times
6, at Wofford (4/26/21)

6 • RYAN DYAL C

5-10 • 197 • R-SO • Senoia, Ga. • East Coweta

- Named a Collegiate Baseball National Player of the Week after leading the league with 12 RBI from Mar. 1-6
- Became the first AU player with multiple outfield assists in same inning since 1996

CAREER STATISTICS

YEAR	AVG	GP-GS	AB	R	H	2B	3B	HR	RBI	SB-A
2021	.200	31-22	70	18	14	2	0	3	7	1-1
2022	.244	26-25	82	21	20	4	0	4	26	0-0
TOTAL	.224	57-47	152	39	34	6	0	7	33	0-0

SEASON HIGHS

AB: 5, two times
R: 3, vs. Troy (2/23)
H: 2, six times
2B: 1, four times
HR: 1, four times
RBI: 4, vs. Rhode Island (3/6)

CAREER HIGHS

5, four times
3, two times
2, seven times
1, two times
1, seven times
4, vs. Rhode Island (3/6/22)

11 • GARRETT FARQUHAR IF

5-11 • 187 • 5th • Hoover, Ala. • Shelton State

CAREER STATISTICS

YEAR	AVG	GP-GS	AB	R	H	2B	3B	HR	RBI	SB-A
2018*	.331	52-/	175	39	58	8	2	1	32	10-13
2019*	.363	55-/	168	54	61	11	2	2	31	14-16
2020	.263	13-10	38	15	10	2	0	0	10	1-1
2021	.375	20-5	32	8	12	4	0	0	7	1-1
2022	.250	21-10	40	12	10	1	0	2	8	0-0
AU	.291	54-25	110	35	32	7	0	2	25	2-2
TOTAL	.333	161-25	453	128	151	26	4	5	88	26-31

SEASON HIGHS

AB: 6, vs. UAB (3/2)
R: 2, three times
H: 2, two times
2B: 1, vs. UAB (3/2)
HR: 1, two times
RBI: 2, three times

CAREER HIGHS

6, vs. UAB (3/2/22)
4, two times
3, seven times
2, two times
1, four times
4, two times

7 • COLE FOSTER IF

6-1 • 190 • SO • Plano, Texas • Plano Senior

- Hitting .323 with 3 HR in 8 SEC games
- Returned to the lineup at A&M and went 5-for-10 with 2 HR in two games in his home state

CAREER STATISTICS

YEAR	AVG	GP-GS	AB	R	H	2B	3B	HR	RBI	SB-A
2021	.292	15-4	24	5	7	3	0	0	1	0-0
2022	.267	26-26	90	16	24	3	0	4	22	0-1
TOTAL	.272	41-30	114	21	31	6	0	4	23	0-1

SEASON HIGHS

AB: 5, five times
R: 2, two times
H: 3, at Texas A&M (3/27)
2B: 1, three times
HR: 1, four times
RBI: 4, vs. Alabama State (3/1)

CAREER HIGHS

5, five times
3, vs. AAMU (2/24/21)
3, at Texas A&M (3/27/22)
1, six times
1, four times
4, vs. Alabama State (3/1/22)

16 • CAM HILL IF/LHP

6-5 • 214 • SO • Madison, Ala. • Bob Jones

- Drove in a pair of runs to start the five-run 6th inning in the series opener at LSU (3/31)

CAREER STATISTICS

YEAR	AVG	GP-GS	AB	R	H	2B	3B	HR	RBI	SB-A
2021	.270	35-30	111	19	30	6	1	5	22	0-0
2022	.276	21-15	58	10	16	4	0	0	12	0-1
TOTAL	.272	56-45	169	29	46	10	1	5	34	0-1

SEASON HIGHS

AB: 5, two times
R: 3, vs. Alabama State (3/1)
H: 3, vs. Alabama State (3/1)
2B: 1, four times
HR: --
RBI: 2, three times

CAREER HIGHS

5, four times
4, at Missouri (5/20/21)
3, four times
2, vs. Texas A&M (5/16/21)
1, five times
4, vs. Boston College (3/6/21)

5 • KASON HOWELL OF

6-0 • 180 • SR • Argyle, Texas • Liberty Christian

- Leads the team with six three-hit games, matching a career best in the category
- Went on a nine-game hitting streak from Mar. 1-13, hitting .455 during the span

CAREER STATISTICS

YEAR	AVG	GP-GS	AB	R	H	2B	3B	HR	RBI	SB-A
2019	.262	63-63	225	31	59	10	0	0	28	14-16
2020	.359	11-10	39	8	14	7	0	0	6	0-0
2021	.260	52-51	177	29	46	12	0	8	30	8-13
2022	.315	32-32	127	26	40	12	1	2	24	6-7
TOTAL	.280	158-156	568	94	159	41	1	10	88	28-36

SEASON HIGHS

AB: 6, two times
R: 2, eight times
H: 3, six times
2B: 2, two times
HR: 1, two times
RBI: 3, vs. Ole Miss (3/18)

CAREER HIGHS

6, five times
3, three times
3, 11 times
2, three times
2, two times
5, at Missouri (5/20/21)

37 • MASON LAND IF

5-10 • 173 • JR • Cantonment, Fla. • Chatt Valley

- Made his first career start in LF vs. Jax State (3/29)

CAREER STATISTICS

YEAR	AVG	GP-GS	AB	R	H	2B	3B	HR	RBI	SB-A
2020*	.250	3-1	4	2	1	0	0	0	0	0-0
2021*	.367	51-/	166	58	61	10	1	7	43	4-4
2022	.214	14-1	14	2	3	0	0	0	1	0-0
TOTAL	.353	68-2	184	62	65	10	1	7	44	4-4

SEASON HIGHS

AB: 3, vs. Jax State (3/29)
R: 1, two times
H: 1, three times
2B: --
HR: --
RBI: 1, at Texas A&M (3/27)

CAREER HIGHS

5, four times
4, two times
4, two times
2, vs. Snead State (5/9/21)
2, vs. Wallace-Dothan (4/29/21)
5, at Lurleen B. Wallace (4/7/21)

28 • NATE LARUE RHP/C

6-3 • 217 • JR • Mobile, Ala. • McGill-Toolen

- Hit his second HR of the season vs. Vandy (4/9)
- Has started nine straight SEC games behind the plate

CAREER STATISTICS

YEAR	AVG	GP-GS	AB	R	H	2B	3B	HR	RBI	SB-A
2020	.294	8-3	17	6	5	1	0	0	2	0-0
2021	.219	16-10	32	8	7	2	0	2	5	0-0
2022	.192	20-13	52	10	10	2	0	2	12	1-1
TOTAL	.218	44-26	101	24	22	5	0	4	19	1-1

SEASON HIGHS

AB: 5, two times
R: 2, at Texas A&M (3/27)
H: 3, at Texas A&M (3/27)
2B: 1, two times
HR: 1, two times
RBI: 5, at Texas A&M (3/27)

CAREER HIGHS

5, three times
2, four times
2, two times
1, five times
1, four times
5, at Texas A&M (3/27/22)

4 • BRODY MOORE IF

5-11 • 183 • SR • Oneonta, Ala. • Oneonta

- Hit the go-ahead, 3-run HR in the opener at LSU (3/31)
- Drove in a pair of go-ahead runs in the comeback win vs. S. Alabama (3/22)
- Collected his 100th career hit with a RBI single in the first inning of the doubleheader vs. MTSU (3/13)

CAREER STATISTICS

YEAR	AVG	GP-GS	AB	R	H	2B	3B	HR	RBI	SB-A
2019	.333	13-4	27	6	9	1	1	0		

27 • BOBBY PEIRCE OF

6-2 • 181 • R-JR • Scottsdale, Ariz. • S. Mountain
 • Led the team with .417 AVG in four games last week
 • Went 3-for-3 in the series finale vs. Vandy (4/10)
 • Made his 1st start in RF at LSU and went 2-for-4 (4/1)
 • Hitting .389 in eight SEC games

CAREER STATISTICS

YEAR	AVG	GP-GS	AB	R	H	2B	3B	HR	RBI	SB-A
2019*	.315	56/-	203	34	64	8	4	8	27	7-9
2020*	.273	3/-	11	3	3	1	0	0	2	0-0
2021	.200	8/2	15	3	3	1	0	0	4	0-0
2022	.367	16-6	30	4	11	1	2	0	3	0-0
AU	.311	24-8	45	7	14	2	2	0	7	0-0
TOTAL	.313	83-8	259	44	81	11	6	8	36	7-9

SEASON HIGHS

AB: 4, two times
 R: 1, four times
 H: 3, vs. Vandy (4/10)
 2B: 1, at UAB (4/5)
 HR: --
 RBI: 1, three times

CAREER HIGHS

5, 10 times
 3, vs. Alabama A&M (2/24/21)
 3, six times
 1, 11 times
 1, eight times
 4, vs. Paradise Valley (2/26/19)

1 • BLAKE RAMBUSCH IF

5-9 • 175 • R-JR • Austin, Texas • Grayson
 • Went on a 17-game hitting streak from 3/5-4/1
 • Leads the league in hits overall (51) and in SEC play (22)
 • Has reached base in 88 of the last 89 games dating back to the final 13 games of 2019, including 30 straight
 • Rated by D1 Baseball as the No. 9 third baseman

CAREER STATISTICS

YEAR	AVG	GP-GS	AB	R	H	2B	3B	HR	RBI	SB-A
2019*	.333	55-/	174	52	58	14	2	4	46	4-4
2021*	.444	45-/	160	60	71	16	3	3	40	33-34
2022	.381	32-32	134	29	51	8	1	2	23	9-13
2022	.383	29-29	120	27	46	7	1	2	22	8-12
TOTAL	.385	132-32	468	141	180	38	6	9	109	46-51

SEASON HIGHS

AB: 6, two times
 R: 4, vs. Kansas State (2/20)
 H: 4, vs. Ole Miss (3/18)
 2B: 2, vs. Ole Miss (3/18)
 HR: 1, two times
 RBI: 4, vs. Ole Miss (3/18)

CAREER HIGHS

7, at McLennan (3/18/21)
 4, four times
 4, six times
 3, vs. W. OK State (3/6/21)
 1, nine times
 4, three times

8 • BRYSON WARE OF

6-2 • 193 • JR • Madison, Miss. • Pearl River
 • Is the first AU player with multiple 6+ RBI games in the same season since Tony Caldwell in 2011

CAREER STATISTICS

YEAR	AVG	GP-GS	AB	R	H	2B	3B	HR	RBI	SB-A
2020*	.321	16-/	53	14	17	3	3	5	17	4-5
2021	.254	43-37	138	36	35	6	1	6	26	4-5
2022	.250	27-20	76	19	19	8	1	1	18	3-3
AU	.252	70-57	214	55	54	14	2	7	44	7-8
TOTAL	.266	86-57	267	69	71	17	5	12	61	11-13

SEASON HIGHS

AB: 5, three times
 R: 3, vs. UAB (3/2)
 H: 3, two times
 2B: 2, vs. UAB (3/2)
 HR: 1, vs. Troy (2/23)
 RBI: 6, two times

CAREER HIGHS

5, seven times
 6, vs. AAMU (2/24/21)
 3, six times
 2, vs. UAB (3/2/22)
 1, 12 times
 6, two times

50 • JAKE WYANDT C

5-11 • 185 • GR • Laurel, Md. • Presbyterian
 • Has a hit in 7 of his 8 games with a plate appearance, hitting .391 during span

CAREER STATISTICS

YEAR	AVG	GP-GS	AB	R	H	2B	3B	HR	RBI	SB-A
2018*	.208	30-/	53	22	11	2	0	2	14	11-14
2019*	.253	40-/	91	29	23	4	1	1	12	17-18
2020*	.133	10-7	15	0	2	0	0	0	0	0-0
2021*	.228	41-39	123	21	28	6	1	3	16	3-8
2022	.250	17-12	36	7	9	1	0	1	12	1-1
TOTAL	.230	137-58	318	79	73	13	2	7	54	32-41

SEASON HIGHS

AB: 4, two times
 R: 3, vs. UAB (3/2)
 H: 2, two times
 2B: 1, vs. Tennessee Tech (3/9)
 HR: 1, vs. Rhode Island (3/6)
 RBI: 4, vs. Rhode Island (3/6)

CAREER HIGHS

5, three times
 3, vs. UAB (3/2/22)
 3, at Auburn (2/20/21)
 2, at EKU (2/27/21 - G2)
 1, seven times
 4, vs. Rhode Island (3/6/22)

PITCHER PROFILES

46 • CHASE ALLSUP RHP

6-1 • 220 • FR • Dothan, Ala. • Dothan
 • Struck out the side in his AU debut vs. K-State (2/20)
 • Earned his first save in a season-high 2.1 IP at UAB (4/5)

CAREER STATISTICS

YEAR	ERA	W-L	G/S	IP	H	R	ER	BB	K	BAA
2022	2.38	1-0	9/0	11.1	9	7	3	8	17	.209

SEASON HIGHS

IP: 2.1, at UAB (4/5)
 H: 3, vs. MTSU (3/13)
 R: 4, vs. Ole Miss (3/18)
 ER: 2, vs. Ole Miss (3/18)
 K: 3, three times
 BB: 2, two times
 PC: 49, vs. Ole Miss (3/18)

CAREER HIGHS

2.1, at UAB (4/5/22)
 3, vs. MTSU (3/13/22)
 4, vs. Ole Miss (3/18/22)
 2, vs. Ole Miss (3/18/22)
 3, three times
 2, two times
 49, vs. Ole Miss (3/18/22)

41 • J. ARMSTRONG RHP

5-11 • 200 • FR • Marietta, Ga. • Harrison

CAREER STATISTICS

YEAR	ERA	W-L	G/S	IP	H	R	ER	BB	K	BAA
2022	3.00	0-0	10/0	6.0	6	6	2	6	8	.273

SEASON HIGHS

IP: 1.1, vs. Jax State (3/29)
 H: 2, vs. Ole Miss (3/17)
 R: 3, two times
 ER: 2, vs. Ole Miss (3/17)
 K: 2, two times
 BB: 2, two times
 PC: 19, vs. Ole Miss (3/18)

CAREER HIGHS

1.1, vs. Jax State (3/29/22)
 2, vs. Ole Miss (3/17/22)
 3, two times
 2, vs. Ole Miss (3/17/22)
 2, two times
 2, two times
 19, vs. Ole Miss (3/17/22)

52 • J. ARMSTRONG RHP

6-2 • 184 • SR • McDonough, Ga. • Chatt Valley

• Earned the win in 2.1 IP in relief at UAB (4/5)
 • Pitched 3.0 scoreless in relief and earned the win in the series opener at A&M (3/25)

CAREER STATISTICS

YEAR	ERA	W-L	G/S	IP	H	R	ER	BB	K	BAA
2019*	3.19	8-4	17/13	79.0	70	38	28	29	77	.222
2020*	2.57	2-2	6/6	35.0	34	15	10	4	41	.245
2021*	1.65	11-0	13/13	71.0	48	23	13	15	79	.179
2022	3.97	3-1	8/4	22.2	27	10	10	7	32	.293
TOTAL	2.64	24-7	44/36	207.2	179	86	61	55	229	---

SEASON HIGHS

IP: 5.1, vs. Yale (2/25)
 H: 4, five times
 R: 4, vs. MTSU (3/11)
 ER: 4, vs. MTSU (3/11)
 K: 11, vs. Yale (2/25)
 BB: 2, two times
 PC: 73, vs. Yale (2/25)

CAREER HIGHS

8.0, at Coastal Ala-Monroeville (5/8/21)
 11, at Coastal Ala-Bay Minette (3/30/19)
 6, three times
 5, vs. Gordon State (2/2/19)
 11, vs. Yale (2/25/22)
 4, two times
 73, vs. Yale (2/25/22)

18 • MASON BARNETT RHP

6-0 • 218 • JR • Cartersville, Ga. • Cartersville

• Allowed one run on three hits in 4.0 IP at UAB (4/5)
 • Has turned in a 6.11 ERA in five starts compared to a 3.38 ERA in five relief appearances

CAREER STATISTICS

YEAR	ERA	W-L	G/S	IP	H	R	ER	BB	K	BAA
2020	3.52	0-0	6/0	7.2	5	4	3	3	16	.192
2021	5.40	2-4	16/6	40.0	39	28	24	21	43	.265
2022	5.26	1-1	10/5	25.2	27	16	15	13	31	.273
TOTAL	5.15	3-5	32/11	73.1	71	48	42	37	90	.261

SEASON HIGHS

IP: 5.0, vs. UAB (3/2)
 H: 6, two times
 R: 5, vs. Ole Miss (3/17)
 ER: 5, vs. Ole Miss (3/17)
 K: 8, vs. UAB (3/2)
 BB: 3, at UAB (4/5)
 PC: 88, vs. Tennessee Tech (3/9)

CAREER HIGHS

7.0, vs. Little Rock (3/13/21)
 6, three times
 6, at Ole Miss (3/20/21)
 5, two times
 9, vs. Little Rock (3/13/21)
 5, at Arkansas (4/3/21)
 91, vs. Little Rock (3/13/21)

34 • BEN BOSSE RHP

6-1 • 194 • FR • Brenham, Texas • Brenham
 • Struck out the side in his AU debut vs. Yale (2/25)
 • Has made just one appearance since Mar. 13

CAREER STATISTICS

YEAR	ERA	W-L	G/S	IP	H	R	ER	BB	K	BAA
2022	4.50	0-0	6/0	4.0	2	2	2	2	5	.154

SEASON HIGHS

IP: 1.0, three times
 H: 2, vs. S. Alabama (3/22)
 R: 1, two times
 ER: 1, two times
 K: 3, vs. Yale (2/25)
 BB: 1, two times
 PC: 18, vs. Yale (2/25)

CAREER HIGHS

1.0, three times
 2, vs. S. Alabama (3/22/22)
 1, two times
 1, two times
 3, vs. Yale (2/25/22)
 1, two times
 18, vs. Yale (2/25/22)

21 • TRACE BRIGHT RHP

6-4 • 199 • JR • Montgomery, Ala. • Trinity
 • Became the first pitcher to turn in three straight quality starts since Tanner Burns did it twice in 2019
 • Is the only pitcher to start all 8 weekends this season
 • Rated by D1 Baseball as the No. 95 starting pitcher

CAREER STATISTICS

YEAR	ERA	W-L	G/S	IP	H	R	ER	BB	K	BAA
2020	8.38	1-1	3/3	9.2	10	9	9	7	12	.278
2021	6.98	4-4	19/11	49.0	53	42	38	18	43	.276
2022	3.83	2-3	8/8	40.0	33	21	17	19	43	.223
TOTAL	5.84	7-8	30/22	98.2	96	72	64	44	98	.255

SEASON HIGHS

IP: 6.0, three times
 H: 6, three times
 R: 6, two times
 ER: 6, vs. Vandy (4/9)
 K: 8, vs. Rhode Island (3/5)
 BB: 4, at LSU (4/1)
 PC: 93, at LSU (4/1)

CAREER HIGHS

6.0, four times
 6, three times
 7, at Ole Miss (3/21/21)
 7, at Ole Miss (3/21/21)
 8, vs. Rhode Island (3/5/22)
 4, at LSU (4/1/22)
 93, at LSU (4/1/22)

40 • B. BURKHALTER RHP

6-0 • 204 • JR • Dothan, Ala. • Northview

• Leads the SEC and ranks 13th in NCAA with 7 saves
 • Matched career high with 2.2 IP in finale at LSU (4/2)
 • Earned a save or a win in 10 of his first 14 appearances
 • Named to the NCBWA Stopper of the Year watch list
 • Rated by D1 Baseball as the No. 27 relief pitcher

CAREER STATISTICS

YEAR	ERA	W-L	G/S	IP	H	R	ER	BB	K	BAA
2020	2.08	0-0	4/0	4.1	6	1	1	3	3	.462
2021	1.71	1-0	17/0	21.0	14	5	4	16	30	.182
2022	33.47	3-0	14/0	23.1	14	10	9	2	33	.167
TOTAL	2.59	4-0	35/0	48.2	34	16	14	21	66	.195

SEASON HIGHS

IP: 2.2, two times
 H: 5, vs. Ole Miss (3/19)
 R: 5, vs. Ole Miss (3/19)
 ER: 5, vs. Ole Miss (3/19)
 K: 4, three times
 BB: 1, two times
 PC: 50, vs. S. Alabama (3/22)

CAREER HIGHS

2.2, two times
 5, vs. Ole Miss (3/19/22)
 5, vs. Ole Miss (3/19/22)
 5, vs. Ole Miss (3/19/22)
 4, six times
 2, four times
 50, vs. S. Alabama (3/22/22)

23 • P. CARLSON RHP

54 • K. COPELAND LHP

6-2 • 178 • SO • Mobile, Ala. • Pensacola State
 • Made his first career SEC appearance at LSU (4/1)

CAREER STATISTICS

YEAR	ERA	W-L	G/S	IP	H	R	ER	BB	K	BAA
2021*	1.74	7-1	12/8	57.0	43	14	11	16	81	.211
2022	0.00	0-0	2/1	2.2	5	1	0	2	1	.455
TOTAL	1.66	7-1	14/9	59.2	48	15	11	18	82	--

SEASON HIGHS

IP: 2.1, vs. Alabama State (3/1)
 H: 5, vs. Alabama State (3/1)
 R: 1, vs. Alabama State (3/1)
 ER: --
 K: 1, vs. Alabama State (3/1)
 BB: 2, vs. Alabama State (3/1)
 PC: 52, vs. Alabama State (3/1)

CAREER HIGHS

7.0, two times
 11, at Chipola (3/20/21)
 4, two times
 4, vs. Miami-Dade (5/6/21)
 12, at NW FL State (4/30/21)
 2, seven times
 52, vs. Alabama State (3/1/22)

57 • TYLER DRABICK RHP

6-2 • 193 • GR • Canton, Ohio • Lipscomb
 • Struck out a pair in a scoreless inning vs. Ole Miss (3/18)
 • Earned the win and matched a career best with five strikeouts in his Auburn debut vs. Alabama State (3/1)

CAREER STATISTICS

YEAR	ERA	W-L	G/S	IP	H	R	ER	BB	K	BAA
2018*	3.52	0-0	11/1	15.1	12	7	6	6	14	.203
2019*	3.73	1-0	14/0	31.1	20	13	15	29	163	
2020*	11.57	0-1	5/0	4.2	10	6	6	2	3	.435
2021*	2.81	1-0	23/0	32.0	20	11	10	13	46	.180
2022	9.00	1-0	7/0	7.0	9	9	7	5	13	.310
TOTAL	4.18	3-1	60/1	90.1	71	53	42	41	105	--

SEASON HIGHS

IP: 2.1, vs. Alabama State (3/1)
 H: 5, vs. Vandy (4/9)
 R: 4, vs. Vandy (4/9)
 ER: 4, vs. Vandy (4/9)
 K: 5, vs. Alabama State (3/1)
 BB: 2, vs. Alabama State (3/1)
 PC: 46, vs. Alabama State (3/1)

CAREER HIGHS

3.2, vs. Toledo (5/3/19)
 5, three times
 5, at Northern Illinois (4/19/19)
 5, at Northern Illinois (4/19/19)
 5, four times
 2, eight times
 46, vs. Alabama State (3/1/22)

14 • BROOKS FULLER LHP

6-3 • 210 • SR • Auburn, Ala. • Auburn

CAREER STATISTICS

YEAR	ERA	W-L	G/S	IP	H	R	ER	BB	K	BAA
2019	4.50	2-2	20/8	44.0	39	30	22	35	36	.239
2020	2.25	1-1	3/2	8.0	11	3	2	1	7	.333
2021	8.50	0-0	16/0	18.0	24	18	17	20	316	
2022	40.50	0-0	3/0	1.1	6	6	6	4	2	.600
TOTAL	5.93	3-3	42/10	71.1	80	57	47	57	65	.284

SEASON HIGHS

IP: 1.0, vs. Troy (2/23)
 H: 3, vs. Alabama State (3/1)
 R: 4, vs. Alabama State (3/1)
 ER: 4, vs. Alabama State (3/1)
 K: 2, vs. Troy (2/23)
 BB: 2, vs. Alabama State (3/1)
 PC: 27, vs. Alabama State (3/1)

CAREER HIGHS

6.0, at Texas A&M (4/13/19)
 5, three times
 5, vs. Baylor (2/27/21)
 5, vs. Baylor (2/27/21)
 6, vs. Ole Miss (4/20/19)
 4, at South Carolina (3/30/19)
 93, at Texas A&M (4/13/19)

45 • J. GONZALEZ RHP

6-4 • 230 • SO • Humacao, PR • Leadership CA

- Named SEC Co-Pitcher of the Week
- Turned in Auburn's first SEC CG since 2018 and the second by an SEC pitcher vs. Vandy (4/10)
- Matched a career best with 8 K and 0 BB in the outing
- Made his first appearance since Mar. 13 and retired all five batters he faced vs. Jax State (3/29)
- Turned in a quality start and earned the win in the series finale at LSU (4/2) - 6.0 IP, 9 H, 3 ER, 2 BB, 1 K

CAREER STATISTICS

YEAR	ERA	W-L	G/S	IP	H	R	ER	BB	K	BAA
2021	6.17	2-3	21/5	42.1	51	30	29	10	30	.293
2022	1.95	4-0	7/6	32.1	32	8	7	7	24	.267
TOTAL	4.34	6-3	28/11	74.2	83	38	36	17	54	.282

SEASON HIGHS

IP: 9.0, vs. Vandy (4/10)
 H: 9, at LSU (4/2)
 R: 3, two times
 ER: 3, at LSU (4/2)
 K: 8, two times
 BB: 3, vs. Texas Tech (2/19)
 PC: 104, vs. Vandy (4/10)

CAREER HIGHS

9.0, vs. Vandy (4/10/22)
 9, at LSU (4/2/22)
 9, vs. Miss. State (4/11/21)
 9, vs. Miss. State (4/11/21)
 8, two times
 5, at Arkansas (4/3/21)
 104, vs. Vandy (4/10/22)

9 • CADE GRANZOW RHP

6-3 • 220 • FR • Franklin, Tenn. • Brentwood
 • Didn't allow a run in his first four appearances
 • Matched season high with 1.2 IP vs. Vandy (4/9)

CAREER STATISTICS

YEAR	ERA	W-L	G/S	IP	H	R	ER	BB	K	BAA
2022	2.57	0-0	6/0	7.0	7	2	2	2	4	.292

SEASON HIGHS

IP: 1.2, two times
 H: 2, two times
 R: 1, two times
 ER: 1, two times
 K: 2, vs. Rhode Island (3/5)
 BB: 1, two times
 PC: 30, vs. Vandy (4/9)

CAREER HIGHS

1.2, two times
 2, two times
 1, two times
 1, two times
 2, vs. Rhode Island (3/5/22)
 1, two times
 30, vs. Vandy (4/9/22)

43 • CHASE ISBELL RHP

6-2 • 198 • JR • Springville, Ala. • Samford
 • Made his AU debut and threw a scoreless inning with a strikeout vs. S. Alabama (3/22)
 • Pitched a season-high 2.1 innings and struck out three in the middle game at A&M (3/26)
 • Coming off partial Tommy John surgery

CAREER STATISTICS

YEAR	ERA	W-L	G/S	IP	H	R	ER	BB	K	BAA
2020*	3.38	1-0	5/0	5.1	3	4	2	7	6	.167
2021*	2.32	4-2	26/0	31.0	19	9	8	13	44	.173
2022	15.19	0-1	5/0	5.1	11	9	9	3	5	.407
TOTAL	4.10	5-4	36/0	41.2	33	22	19	23	55	--

SEASON HIGHS

IP: 2.1, at Texas A&M (3/26)
 H: 5, vs. Vandy (4/9)
 R: 5, at LSU (4/1)
 ER: 5, at LSU (4/1)
 K: 3, at Texas A&M (3/26)
 BB: 2, at LSU (4/1)
 PC: 45, at Texas A&M (3/26)

CAREER HIGHS

3.0, at ETSU (5/21/21)
 4, at Wofford (4/20/21)
 5, at LSU (4/1/22)
 5, at LSU (4/1/22)
 6, at ETSU (5/21/21)
 2, five times
 57, at ETSU (5/21/21)

20 • HAYDEN MULLINS LHP

6-0 • 194 • JR • Gallatin, Tenn. • Hendersonville

- Struck out a career high 9 batters in 4.1 scoreless IP vs. Vandy (4/8)
- Earned his first career SEC win in a career best 5.0 innings against No. 1 Ole Miss (3/18)
- Has made a start all four SEC weekends and is 1-0 with a 2.20 ERA in league games

CAREER STATISTICS

YEAR	ERA	W-L	G/S	IP	H	R	ER	BB	K	BAA
2020	3.68	1-0	5/0	7.1	4	3	3	6	10	.174
2021	2.38	2-0	7/0	11.1	10	4	3	4	19	.222
2022	3.04	2-1	8/5	23.2	15	8	8	17	32	.185
TOTAL	2.98	5-1	20/5	42.1	29	15	14	27	61	.195

SEASON HIGHS

IP: 5.0, vs. Ole Miss (3/18)
 H: 4, at Texas A&M (3/25)
 R: 3, vs. OU (2/18)
 ER: 3, vs. OU (2/18)
 K: 9, vs. Vandy (4/8)
 BB: 6, vs. Vandy (4/8)
 PC: 93, vs. Vandy (4/8)

CAREER HIGHS

5.0, vs. Ole Miss (3/18/22)
 4, at Texas A&M (3/25/22)
 3, two times
 3, two times
 9, vs. Vandy (4/8/22)
 6, vs. Vandy (4/8/22)
 93, vs. Vandy (4/8/22)

47 • TOMMY SHEEHAN LHP

6-0 • 209 • GR • Brielle, N.J. • Notre Dame

- Earned the 3.0-inning save in his first career relief appearances against URI (3/6)
- Earned his first AU win in 3.2 IP vs. MTSU (3/13)

CAREER STATISTICS

YEAR	ERA	W-L	G/S	IP	H	R	ER	BB	K	BAA
2018*	5.74	2-4	14/14	62.2	62	43	40	41	27	.264
2019*	4.58	5-6	15/15	92.1	100	62	47	23	62	.268
2020*	2.70	3-0	4/4	23.1	18	7	7	5	22	.202
2021*	6.75	0-1	2/2	8.0	10	6	6	5	10	.303
2022	6.91	1-0	6/3	14.1	14	11	11	11	11	.264
TOTAL	4.93	11-11	41/37	200.2	204	129	111	85	132	--

SEASON HIGHS

IP: 3.2, vs. MTSU (3/13)
 H: 5, vs. Ole Miss (3/19)
 R: 5, at Texas A&M (3/27)
 ER: 5, at Texas A&M (3/27)
 K: 5, vs. Rhode Island (3/6)
 BB: 4, at Texas A&M (3/27)
 PC: 52, vs. MTSU (3/13)

CAREER HIGHS

9.0, two times
 13, vs. North Carolina (4/13/19)
 11, vs. North Carolina (4/13/19)
 8, vs. North Carolina (4/13/19)
 9, at UAB (2/14/20)
 6, vs. Purdue (2/24/18)
 112, vs. North Carolina (4/13/19)

29 • CARSON SKIPPER LHP

6-2 • 211 • SR • Trussville, Ala. • Hewitt-Trussville
 • Picked up the win in 2.2 IP vs. Vandy (4/8)
 • Earned the win in 3.1 IP in the opener at LSU (3/31)
 • Pitched a career high 5.2 IP in the series opener against Middle Tennessee (3/11)
 • Named to the NCBWA Stopper of the Year watch list for the second straight season

CAREER STATISTICS

YEAR	ERA	W-L	G/S	IP	H	R	ER	BB	K	BAA
2019	7.46	3-3	17/8	35.0	45	33	29	23	38	.306
2020	1.00	0-0	7/0	9.0	5	1	1	3	12	.167
2021	4.25	2-2	19/0	29.2	29	16	14	9	37	.248
2022	3.25	3-0	10/0	27.2	25	15	10	6	25	.240
TOTAL	4.80	8-5	53/8	101.1	104	65	54	41	112	.261

SEASON HIGHS

IP: 5.2, vs. MTSU (3/11)
 H: 6, vs. MTSU (3/11)
 R: 5, vs. Ole Miss (3/17)
 ER: 4, at Texas A&M (3/25)
 K: 4, three times
 BB: 2, two times
 PC: 71, vs. MTSU (3/11)

CAREER HIGHS

5.2, vs. MTSU (3/11/22)
 6, vs. MTSU (3/11/22)
 5, three times
 5, vs. Arkansas (4/5/19)
 8, vs. AAMU (2/19/19)
 4, at Georgia Tech (4/16/19)
 78, vs. Arkansas (4/5/19)

32 • CARSON SWILLING RHP

5-11 • 196 • SO • Smiths Station, Ala. • Smiths

- Turned in 1.2 scoreless IP at LSU (4/1)
- Pitched a season-high 3.1 scoreless innings and struck out four vs. Ole Miss (3/17)

CAREER STATISTICS

YEAR	ERA	W-L	G/S	IP	H	R	ER	BB	K	BAA
2021	3.34	1-2	21/0	29.2	28	15	11	14	33	.248
2022	5.17	0-2	10/0	15.2	14	9	9	9	18	.246
TOTAL	3.97	1-4	31/0	45.1	42	24	20	23	51	.247

SEASON HIGHS

IP: 3.1, vs. Ole Miss (3/17)
 H: 3, two times
 R: 3, vs. Vandy (4/9)
 ER: 3, vs. Vandy (4/9)
 K: 5, at Texas A&M (3/26)
 BB: 2, three times
 PC: 58, vs. Ole Miss (3/17)

CAREER HIGHS

3.2, at Lipscomb (3/16/21)
 5, at Georgia (5/1/21)
 3, four times
 3, three times
 5, two times
 3, two times
 67, at Georgia (5/1/21)

22 • GARRETT WADE LHP

6-3 • 199 • R-JR • Hartselle, Ala. • Hartselle

- Made his first appearance since March 2020 vs. TTU

CAREER STATISTICS

YEAR	ERA	W-L	G/S	IP	H	R	ER	BB	K	BAA
2019	4.86	3-0	15/7	33.1	33	23	18	27	41	.260
2020	0.00	0-0	4/0	4.0	1	0	0	4	5	.

PITCHING CAREERS

CHASE ALLSUP'S CAREER APPEARANCES

2022 - FRESHMAN YEAR

Date	Opp (Res.)	DEC	QS	IP	H	R	ER	BB	SO	HR	ERA	NP
2/20	vs. Kansas State (W, 12-1)	-	-	1.0	0	0	0	0	3	0	0.00	14
2/25	YALE (W, 9-0)	-	-	1.0	0	0	0	2	2	0	0.00	25
3/2	UAB (W, 16-1)	-	-	1.0	0	0	0	1	2	0	0.00	20
3/9	vs. Tennessee Tech (W, 4-3)	-	-	2.0	2	0	0	1	3	0	0.00	39
3/13	MIDDLE TENNESSEE-G1 (W, 10-7)	-	-	1.1	3	1	0	1	3	0	0.00	35
3/18	#1 OLE MISS (W, 19-5)	-	-	1.1	2	4	2	2	2	1	2.35	49
3/26	at Texas A&M (L, 4-5 [11])	-	-	0.1	0	0	0	0	0	0	2.25	1
3/27	at Texas A&M (W, 13-9)	W	-	1.0	0	1	0	1	0	0	2.00	19
4/5	at UAB (W, 6-4)	S	-	2.1	2	1	1	0	2	1	2.38	34

JOHN ARMSTRONG'S CAREER APPEARANCES

2022 - FRESHMAN YEAR

Date	Opp (Res.)	DEC	QS	IP	H	R	ER	BB	SO	HR	ERA	NP
2/18	vs. Oklahoma (L, 0-3)	-	-	1.0	0	0	0	0	1	0	0.00	8
2/19	vs. #12 Texas Tech (W, 2-1)	-	-	0.2	0	0	0	1	0	0	0.00	13
2/25	YALE (W, 9-0)	-	-	0.2	0	0	0	0	2	0	0.00	9
2/26	YALE-G2 (L, 4-5 [10])	-	-	0.2	1	0	0	0	1	0	0.00	12
3/1	ALABAMA STATE (W, 13-7)	-	-	0.2	1	0	0	0	2	0	0.00	16
3/9	vs. Tennessee Tech (W, 4-3)	-	-	0.1	1	0	0	0	1	0	0.00	5
3/11	MIDDLE TENNESSEE (L, 8-10)	-	-	0.1	0	3	0	2	1	0	0.00	18
3/17	#1 OLE MISS (L, 6-13)	-	-	0.0	2	3	2	2	0	0	4.15	19
3/22	vs. South Alabama (W, 13-12)	-	-	0.1	0	0	0	0	0	0	3.86	4
3/29	JAX STATE (L, 2-5)	-	-	1.1	1	0	0	1	0	0	3.00	26

JORDAN ARMSTRONG'S CAREER APPEARANCES

*-Starter

2019 - FRESHMAN YEAR AT CHATTAHOOCHEE VALLEY

Date	Opp (Res.)	DEC	QS	IP	H	R	ER	BB	SO	HR	ERA	NP
2/2	*vs. Gordon State (L, 2-6)	L	-	4.0	3	6	5	4	2	1	11.25	--
2/9	*at Pensacola State (W, 9-3)	W	-	5.2	7	3	2	1	9	0	6.52	--
2/15	ABRAHAM BALDWIN (W, 11-7)	-	-	2.0	2	2	2	1	2	0	6.94	--
2/22	at Tallahassee (W, 6-4)	W	-	4.1	5	1	1	2	4	0	5.63	--
3/5	GORDON STATE (L, 2-12)	-	-	1.0	1	0	0	0	2	0	5.29	--
3/5	*at Wallace-Selma (W, 7-4)	W	X	7.0	4	3	3	2	5	0	4.88	--
3/16	*ENTERPRISE STATE (W, 10-2)	W	-	5.0	2	1	0	1	6	0	4.03	--
3/23	at Lawson State (L, 1-6)	-	-	3.0	2	1	1	0	2	0	3.94	--
3/30	*at Coastal Alabama-BM (W, 9-8)	-	-	5.0	11	3	1	2	2	0	3.65	--
4/7	*at Coastal Alabama-BR (L, 2-3)	L	X	6.1	8	3	3	2	9	2	3.74	--
4/12	*at Coastal Alabama-MO (L, 1-2)	L	X	6.0	2	2	1	2	7	0	3.47	--
4/20	*BISHOP STATE (W, 3-2)	W	X	6.0	2	2	2	2	7	0	3.42	--
4/27	*WALLACE-DOTHAN (W, 4-0)	W	X	7.0	3	0	0	3	3	0	3.03	--
5/4	*LURLEEN B. WALLACE (W, 12-2)	W	-	3.0	2	0	0	3	3	0	2.89	--
5/10	*at Wallace State (W, 7-2)	W	X	6.0	5	2	2	2	7	0	2.90	--
5/15	*vs. Lurleen B. Wallace (W, 9-8)	-	-	3.0	4	3	3	1	5	1	3.15	--
5/27	*vs. Central Arizona (L, 2-10)	L	-	4.2	7	6	2	1	2	0	3.19	--

2020 - SOPHOMORE YEAR AT CHATTAHOOCHEE VALLEY

Date	Opp (Res.)	DEC	QS	IP	H	R	ER	BB	SO	HR	ERA	NP
2/1	*at LaGrange (W, 11-5)	-	-	4.0	8	3	2	0	6	0	4.50	--
2/8	*vs. St. Johns River State (L, 1-2)	L	-	5.0	6	2	2	1	8	0	4.00	--
2/15	*SNEAD STATE (L, 1-4)	L	-	6.0	7	4	4	0	9	1	4.80	--
2/22	*at Tallahassee (W, 7-1)	W	X	7.0	4	1	0	0	9	0	3.27	--
2/29	*at Gordon State (L, 5-6)	-	-	6.0	6	5	2	3	3	0	3.21	--
3/8	*COASTAL ALABAMA-BM (W, 1-0)	W	X	7.0	3	0	0	0	6	0	2.57	--

2021 - JUNIOR YEAR AT CHATTAHOOCHEE VALLEY

Date	Opp (Res.)	DEC	QS	IP	H	R	ER	BB	SO	HR	ERA	NP
2/2	*GORDON STATE (W, 7-2)	-	-	1.0	0	0	0	1	2	0	0.00	--
2/4	*CALHOUN (W, 10-0)	W	-	4.0	1	0	0	1	4	0	0.00	--
2/19	*vs. John A. Logan (W, 8-2)	W	-	5.0	3	2	1	0	7	0	0.90	--
2/25	*at Snead State (W, 13-5)	W	-	4.0	4	4	4	4	6	1	3.21	--
3/6	*at Coastal Alabama-Mo (W, 1-0)	W	X	7.0	3	0	0	1	6	0	2.14	--
3/13	*at Wallace-Selma (W, 14-1)	W	-	5.0	2	1	0	2	4	0	1.73	--
3/20	*COASTAL ALABAMA-BR (W, 4-1)	W	X	7.0	5	1	1	1	10	0	1.64	--
3/27	*at Coastal Alabama-BM (L, 3-4)	-	-	5.0	6	3	2	3	3	0	1.89	--
4/3	*ENTERPRISE STATE (W, 5-0)	W	X	7.0	4	0	0	0	8	0	1.60	--
4/11	*LURLEEN B. WALLACE (W, 4-3)	W	X	6.0	4	3	2	0	8	0	1.76	--
4/18	*vs. Bishop State (W, 10-0)	W	-	5.0	2	0	0	0	5	0	1.61	--
4/29	*WALLACE-DOTHAN (W, 8-3)	W	X	7.0	4	3	1	1	7	0	1.57	--
5/8	*at Coastal Alabama-Mo (W, 14-6)	W	-	8.0	10	6	2	1	9	0	1.65	--

2022 - SENIOR YEAR

Date	Opp (Res.)	DEC	QS	IP	H	R	ER	BB	SO	HR	ERA	NP
2/18	vs. Oklahoma (L, 0-3)	-	-	4.0	1	0	0	2	5	0	0.00	64
2/25	*YALE (W, 9-0)	W	-	5.1	4	0	0	0	11	0	0.00	73
3/4	*RHODE ISLAND (W, 7-2)	-	-	3.0	4	2	2	2	3	1	1.46	70
3/11	*MIDDLE TENNESSEE (L, 8-10)	L	-	0.2	4	4	4	1	0	0	4.15	28
3/19	#1 OLE MISS (L, 2-15)	-	-	1.1	4	1	1	0	3	0	4.40	32
3/25	at Texas A&M (W, 6-5[10])	W	-	3.0	3	0	0	0	4	0	3.63	39
3/29	*JAX STATE (L, 2-5)	-	-	3.0	3	1	1	1	2	0	3.54	41

4/5 at UAB (W,6-4) W - 2.1 4 2 2 1 4 1 3.97 44

MASON BARNETT'S CAREER APPEARANCES

2020 - FRESHMAN YEAR

Date	Opp (Res.)	DEC	QS	IP	H	R	ER	BB	SO	HR	ERA	NP
2/15	ILLINOIS-CHICAGO (W, 7-3)	-	-	1.0	4	3	3	1	2	0	27.00	32
2/19	OAKLAND (W, 17-1)	-	-	1.0	0	0	0	0	2	0	13.50	10
2/25	ALABAMA A&M (W, 10-0)	-	-	1.0	0	0	0	1	2	0	9.00	17
3/1	WRIGHT STATE (W, 6-0)	-	-	1.0	0	0	0	1	2	0	6.75	21
3/8	CHICAGO STATE (W, 9-0)	-	-	1.0	1	0	0	0	3	0	5.40	19
3/10	GEORGIA TECH (L, 2-6)	-	-	2.2	0	1	0	0	5	0	3.52	35

2021 - SOPHOMORE YEAR

Date	Opp (Res.)	DEC	QS	IP	H	R	ER	BB	SO	HR	ERA	NP
2/21	*PRESBYTERIAN (W, 2-1 [10])	-	-	4.0	3	0	0	2	4	0	0.00	65
2/26	vs. #25 Oklahoma (L, 3-4 [10])	-	-	1.1	2	1	1	3	1	0	1.69	42
3/6	*#18 BOSTON COLLEGE (W, 16-1)	W	-	5.1	2	1	0	2	3	0	0.84	75
3/13	*LITTLE ROCK (W, 6-0)	W	X	7.0	2	0	0	1	9	0	0.51	91
3/20	*at #4 Ole Miss (L, 5-6)	L	-	3.0	5	6	4	2	4	0	2.18	72
3/27	*KENTUCKY (L, 6-7)	-	-	5.1	6	5	5	0	8	2	3.46	84
4/1	at #1 Arkansas (W, 2-1)	S	-	1.0	0	0	0	1	0	0	3.33	15
4/3	at #1 Arkansas (L, 5-6 [10])	-	-	1.2	2	1	1	5	0	0	3.45	45
4/11	#4 MISSISSIPPI STATE (L, 10-19)	-	-	2.0	4	2	2	0	1	0	3.82	33
4/17	at Alabama (L, 9-10)	L	-	1.1	4	2	2	2	1	0	4.22	34
4/21	*JAX STATE (W, 8-7 [10])	-	-	1.0	0	0	0	0	1	0	4.09	14
4/25	*#10 FLORIDA (L, 4-6)	L	-	3.0	2	1	0	0	4	0	3.75	42
4/29	at #20 Georgia (L, 0-4)	-	-	1.0	2	2	2	1	2	1	4.14	24
5/6	LSU (L, 3-8)	-	-	1.0	2	1	1	0	2	0	4.26	18
5/15	TEXAS A&M (L, 9-11)	-	-	2.0	1	3	3	1	3	0	4.72	36
5/22	at Missouri (L, 6-7)	L	-	0.0	2	3	3	1	0	0	5.40	14

2022 - JUNIOR YEAR

Date	Opp (Res.)	DEC	QS	IP	H	R	ER	BB	SO	HR	ERA	NP
2/20	vs. Kansas State (W, 12-1)	-	-	1.0	0	0	0	1	0	0	0.00	13
2/23	TROY (W, 13-1)	-	-	1.0	0	0	0	0	0	0	0.00	6
2/26	YALE-G1 (W, 4-3)	-	-	1.0	1	0	0	1	0	0	0.00	20
3/2	*UAB (W, 16-1)	W	-	5.0	2	1	1	0	8	0	1.	

AUBURN 2022 AUBURN BASEBALL GAME NOTES

2/26	*YALE-G2 (L, 4-5 [10])	-	X	6.0	3	0	0	3	6	0	0.00	83
3/5	*RHODE ISLAND-G2 (W, 12-0)	W	X	6.0	1	0	0	0	8	0	0.00	78
3/13	*MIDDLE TENNESSEE-G2 (L, 3-4)	-	X	6.0	6	3	3	3	4	0	1.17	91
3/19	*#1 OLE MISS (L, 2-15)	L	-	4.1	5	6	3	2	5	0	1.98	82
3/26	*at Texas A&M (L, 4-5 [11])	-	-	5.0	6	2	2	2	6	0	2.23	79
4/1	*at #12 LSU (L, 2-9)	L	-	4.1	4	3	3	4	6	1	2.70	93
4/9	*#12 VANDERBILT (L, 4-19)	L	-	3.1	6	6	6	3	3	2	3.83	69

BLAKE BURKHALTER'S CAREER APPEARANCES

2020 - FRESHMAN YEAR												
Date	Opp (Res.)	DEC	QS	IP	H	R	ER	BB	SO	HR	ERA	NP
2/15	ILLINOIS-CHICAGO (W, 7-3)	-	-	1.0	1	0	0	1	1	0	0.00	14
2/23	UCF (L, 2-12)	-	-	1.0	3	1	1	1	0	0	4.50	20
2/26	ALABAMA A&M (W, 12-6)	-	-	1.1	1	0	0	1	2	0	2.70	23
3/8	CHICAGO STATE (W, 9-0)	-	-	1.0	1	0	0	0	0	0	2.08	8

2021 - SOPHOMORE YEAR												
Date	Opp (Res.)	DEC	QS	IP	H	R	ER	BB	SO	HR	ERA	NP
2/20	PRESBYTERIAN (W, 6-1)	-	-	1.0	2	0	0	1	1	0	0.00	25
2/24	ALABAMA A&M (W, 33-0)	-	-	1.0	0	0	0	0	2	0	0.00	19
2/28	vs. Texas A&M (W, 6-1)	-	-	1.0	0	0	0	1	0	0	0.00	11
3/7	#18 BOSTON COLLEGE (L, 9-11 [10])	-	-	2.1	0	0	0	1	3	0	0.00	35
3/13	LITTLE ROCK (W, 6-0)	-	-	2.0	2	0	0	1	4	0	0.00	34
3/16	at Lipscomb (W, 9-7)	-	-	0.2	2	2	1	2	2	1	1.12	25
3/20	at #4 Ole Miss (L, 5-6)	-	-	1.0	0	0	0	2	0	0	1.00	18
3/27	KENTUCKY (L, 6-7)	-	-	1.2	1	1	1	1	3	1	1.69	22
4/2	at #1 Arkansas (L, 5-6)	-	-	0.2	0	0	0	1	0	0	1.59	19
4/11	#4 MISSISSIPPI STATE (L, 10-19)	-	-	0.1	0	0	0	2	1	0	1.54	14
4/21	JAX STATE (W, 8-7 [10])	-	-	2.0	1	1	1	0	2	1	1.98	31
5/1	at #20 Georgia (W, 9-7)	-	-	1.0	1	0	0	1	1	0	1.84	21
5/7	LSU (L, 6-9)	-	-	0.2	0	0	0	0	1	0	1.76	8
5/12	at Samford ()	-	-	1.0	1	1	1	2	1	0	2.20	27
5/15	TEXAS A&M (L, 9-11)	-	-	0.2	0	0	0	0	1	0	2.12	8
5/18	NORTH ALABAMA (W, 14-6)	W	-	2.1	3	0	0	1	4	0	1.86	48
5/22	at Missouri (L, 6-7)	-	-	1.2	1	0	0	0	4	0	1.71	31

2022 - JUNIOR YEAR												
Date	Opp (Res.)	DEC	QS	IP	H	R	ER	BB	SO	HR	ERA	NP
2/19	vs. #12 Texas Tech (W, 2-1)	S	-	2.0	0	0	0	0	1	0	0.00	16
2/26	YALE-G1 (W, 4-3)	W	-	2.0	0	0	0	0	2	0	0.00	21
3/1	ALABAMA STATE (W, 13-7)	-	-	1.1	2	1	1	0	2	0	1.69	21
3/4	RHODE ISLAND (W, 7-2)	S	-	2.0	1	0	0	0	4	0	1.23	26
3/9	vs. Tennessee Tech (W, 4-3)	W	-	1.1	0	0	0	0	4	0	1.04	19
3/13	MIDDLE TENNESSEE-G1 (W, 10-7)	S	-	2.0	0	0	0	0	2	0	0.84	34
3/13	MIDDLE TENNESSEE-G2 (L, 3-4)	-	-	1.0	0	0	0	0	0	0	0.77	21
3/19	#1 OLE MISS (L, 2-15)	-	-	0.2	5	5	5	0	1	3	4.38	19
3/22	vs. South Alabama (W, 13-12)	W	-	2.2	1	1	0	1	3	0	3.60	50
3/25	at Texas A&M (W, 6-5 [10])	S	-	1.0	0	0	0	0	3	0	3.38	14
3/27	at Texas A&M (W, 13-9)	-	-	1.0	2	1	1	0	2	0	3.71	23
3/31	at #12 LSU (W, 6-5)	S	-	1.2	2	1	1	0	2	0	3.86	30
4/2	at #12 LSU (W, 6-4)	S	-	2.2	1	1	1	0	3	1	3.80	36
4/8	#12 VANDERBILT (W, 5-1)	S	-	2.0	0	0	0	1	4	0	3.47	37

PARKER CARLSON'S CAREER APPEARANCES

2022 - FRESHMAN YEAR												
Date	Opp (Res.)	DEC	QS	IP	H	R	ER	BB	SO	HR	ERA	NP
2/23	TROY (W, 13-1)	-	-	1.0	0	0	0	0	1	0	0.00	8
2/26	YALE-G2 (L, 4-5 [10])	-	-	1.0	2	1	1	0	1	1	4.50	17
3/6	RHODE ISLAND (W, 14-1)	W	-	3.0	2	1	1	1	4	1	3.60	40
3/13	MIDDLE TENNESSEE-G1 (W, 10-7)	-	-	0.2	3	3	3	0	2	1	7.94	24
3/29	JAX STATE (L, 2-5)	L	-	1.2	1	2	2	2	2	0	8.59	34

KONNER COPELAND'S CAREER APPEARANCES

2021 - FRESHMAN YEAR AT PENSACOLA STATE												
Date	Opp (Res.)	DEC	QS	IP	H	R	ER	BB	SO	HR	ERA	NP
1/22	vs. Seminole State (L, 6-7)	-	-	3.0	2	0	0	1	2	0	0.00	--
1/30	vs. Coastal Alabama - Br (W, 4-0)	S	-	1.0	0	0	0	0	0	0	0.00	--
2/8	LURLEEN B. WALLACE (L, 2-3)	-	-	2.0	0	0	0	2	5	0	0.00	--
2/21	at Delgado (L, 1-2)	-	-	4.2	1	0	0	1	8	0	0.00	--
2/27	*COASTAL ALABAMA - BM (W, 11-0)	W	X	6.0	2	0	0	2	7	0	0.00	--
3/6	*DELGADO (W, 2-1)	W	X	6.0	4	1	1	1	8	1	0.40	--
3/20	*at Chipola (W, 15-5)	W	-	3.1	11	4	3	0	6	0	1.38	--
4/3	*TALLAHASSEE (W, 9-0)	W	X	7.0	1	0	0	1	8	0	1.09	--
4/11	*GULF COAST STATE (W, 5-3)	W	X	6.0	4	3	2	2	9	0	1.38	--
4/23	*at Gulf Coast State (W, 10-2)	W	X	6.0	9	2	1	2	9	0	1.40	--
4/30	*at NW Florida State (W, 4-0)	W	X	7.0	3	0	0	2	12	0	1.21	--
5/6	*vs. Miami Dade (L, 5-9)	L	-	5.0	6	4	4	2	7	0	1.74	--

2022 - SOPHOMORE YEAR												
Date	Opp (Res.)	DEC	QS	IP	H	R	ER	BB	SO	HR	ERA	NP
3/1	*ALABAMA STATE (W, 13-7)	-	-	2.1	5	1	0	2	1	0	0.00	52
4/1	at #12 LSU (L, 2-9)	-	-	0.1	0	0	0	0	0	0	0.00	1

TYLER DRABICK'S CAREER APPEARANCES

2022 - GRADUATE YEAR												
Date	Opp (Res.)	DEC	QS	IP	H	R	ER	BB	SO	HR	ERA	NP

3/1	ALABAMA STATE (W, 13-7)	W	-	2.1	1	1	1	2	5	0	3.86	46
3/5	RHODE ISLAND-G1 (W, 16-0)	-	-	0.1	0	0	0	1	1	0	3.38	13
3/13	MIDDLE TENNESSEE-G1 (W, 10-7)	-	-	0.1	0	0	0	0	0	0	3.00	3
3/18	#1 OLE MISS (W, 19-5)	-	-	1.0	1	0	0	1	2	0	2.25	22
3/22	vs. South Alabama (W, 13-12)	-	-	0.2	1	2	2	1	0	0	5.79	10
3/29	JAX STATE (L, 2-5)	-	-	1.1	1	2	0	0	2	0	4.50	28
4/9	#12 VANDERBILT (L, 4-19)	-	-	1.0	5	4	4	0	3	2	9.00	33

BROOKS FULLER'S CAREER APPEARANCES

2019 - FRESHMAN YEAR												
Date	Opp (Res.)	DEC	QS	IP	H	R	ER	BB	SO	HR	ERA	NP
2/16	GEORGIA SOUTHERN (L, 5-7)	-	-	1.0	1	1	1	1	0	1	9.00	21
2/20	*ALABAMA A&M (W, 10-2)	-	-	3.0	2	2	0	2	3	0	2.25	46
3/2	CINCINNATI (W, 9-5)	-	-	1.2	0	0	0	0	1	0	1.59	14
3/5	UT MARTIN (W, 15-9)	-	-	2.2	2	3	0	3	0	0	1.08	42
3/9	UTSA (W, 8-3)	-	-	1.0	0	0	0	1	0	0	0.96	17
3/16	#21 TENNESSEE (W, 5-2)	W	-	3.2	2	1	1	2	3	0	1.38	63
3/23	at #4 Mississippi State (L, 2-15)	-	-	3.2	4	1	1	3	3	0	1.62	67
3/30	*at South Carolina (L, 0-4)	L	-	5.0	3	2	2	4	4	1	2.08	88
4/5	*#9 ARKANSAS (L, 6-9)	-	-	3.1	3	3	2	4	4	0	2.52	76
4/9	JACKSONVILLE STATE (L, 6-11)	-	-	0.0	0	1	1	2	0	0	2.88	15
4/13	*at #12 Texas A&M (W, 7-0)	W	X	6.0	4	0	0	3	4	0	2.32	93
4/20	*#17 OLE MISS (W, 6-5)	-	-	4.2	5	3	3	2	6	2	2.78	79
4/26	*at #4 Vanderbilt (L, 5-9)	L	-	1.2	4	4	2	2	1	1	3.13	37
5/4	*ALABAMA (L, 6-7)	-	-	3.0	3	2	2	2	3	0	3.35	61
5/11	#7 GEORGIA (L, 8-10)	-	-	0.2	0	0	0	0	1	0	3.29	4
5/14	*NORTH ALABAMA (W, 8-7)	-	-	1.1	3	4	4	3	1	0	4.04	36
5/17	at #20 LSU (L, 1-5)	-	-	1.0	1	1	1	1	1	0	4.15	16
5/18	at #20 LSU (W, 5-4)	-	-	0.1	0	0	0	0	0	0	4.12	3
5/22	vs. #2 Vanderbilt (L, 1-11)	-	-	0.1	2	2	2	0	1	0	4.50	17
5/23	vs. #17 LSU (L, 3-4)	-	-	0.0	0	0	0	0	0	0	4.50	2

2020 - SOPHOMORE YEAR

Date	Opp (Res.)	DEC	QS	IP	H	R	ER	BBSO	HR	ERA	NP	
2/16	ILLINOIS-CHICAGO (W, 14-0)	-	-	2.0	2	0	0	0	3	0	0.00	34
2/25	*ALABAMA A&M (W, 10-0)	W	-	4.0	5	0	0	0	3	0	0.00	60
3/10	*GEORGIA TECH (L, 2-6)	L										

5/25 vs. #11 Ole Miss (L, 4-7) - - 0.1 0 0 0 0 0 0 6.17 3

2022 - SOPHOMORE YEAR

Date	Opp (Res.)	DEC	QS	IP	H	R	ER	BB	SO	HR	ERA	NP
2/19	*vs. #12 Texas Tech (W, 2-1)	W	-	5.0	3	0	0	3	5	0	0.00	81
2/26	*YALE (W, 4-3)	-	-	3.0	7	3	3	0	2	0	3.38	47
3/5	*RHODE ISLAND-G1 (W, 16-0)	W	X	6.2	5	0	0	1	8	0	1.84	89
3/13	*MIDDLE TENNESSEE-G1 (W, 10-7)	-	-	1.0	0	0	0	1	0	0	1.72	12
3/29	JAX STATE (L, 2-5)	-	-	1.2	0	0	0	0	0	0	1.56	13
4/2	*at #12 LSU (W, 6-4)	W	X	6.0	9	3	3	2	1	0	2.31	92
4/10	*#12 VANDERBILT (W, 8-2)	W	X	9.0	8	2	1	0	8	0	1.95	104

CADE GRANZOW'S CAREER APPEARANCES

2022 - FRESHMAN YEAR

Date	Opp (Res.)	DEC	QS	IP	H	R	ER	BB	SO	HR	ERA	NP
2/20	vs. Kansas State (W, 12-1)	-	-	1.0	1	0	0	0	1	0	0.00	16
2/26	YALE-G2 (L, 4-5 [10])	-	-	0.2	1	0	0	1	1	0	0.00	18
3/2	UAB (W, 16-1)	-	-	1.0	1	0	0	0	0	0	0.00	9
3/5	RHODE ISLAND-G2 (W, 12-0)	-	-	1.0	0	0	0	0	2	0	0.00	14
3/22	vs. South Alabama (W, 13-12)	-	-	1.2	2	1	1	0	0	0	1.69	24
4/9	#12 VANDERBILT (L, 4-19)	-	-	1.2	2	1	1	1	0	0	2.57	30

CAM HILL'S CAREER APPEARANCES

2021 - FRESHMAN YEAR

Date	Opp (Res.)	DEC	QS	IP	H	R	ER	BB	SO	HR	ERA	NP
2/21	PRESBYTERIAN (W, 2-1 [10])	W	-	1.0	0	0	0	0	2	0	0.00	12
2/28	vs. Texas A&M (W, 6-1)	-	-	1.0	1	1	1	1	2	0	4.50	29
3/7	#18 BOSTON COLLEGE (L, 9-11 [10])	-	-	0.2	4	5	5	0	0	0	20.25	30
3/14	LITTLE ROCK (L, 6-12)	-	-	0.1	3	4	4	1	0	0	30.00	20
3/21	at #4 Ole Miss (L, 11-19)	-	-	0.0	2	3	2	3	0	0	36.00	22
3/27	KENTUCKY (L, 4-6)	-	-	1.0	0	0	0	0	1	0	27.00	10
4/13	at #20 Georgia Tech (W, 7-3)	-	-	0.1	1	1	1	2	1	0	27.00	15
4/21	JAX STATE (W, 8-7 [10])	W	-	1.0	0	0	0	1	0	0	21.94	9
5/12	at Samford (L, 1-6)	-	-	1.0	2	1	1	0	1	0	19.89	23
5/18	NORTH ALABAMA (W, 14-6)	-	-	0.2	1	1	1	3	1	0	19.29	35

2022 - SOPHOMORE YEAR

Date	Opp (Res.)	DEC	QS	IP	H	R	ER	BB	SO	HR	ERA	NP
3/5	RHODE ISLAND-G1 (W, 16-0)	-	-	1.0	0	0	0	0	1	0	0.00	11

CHASE ISBELLS' CAREER APPEARANCES

2020 - FRESHMAN YEAR AT SAMFORD

Date	Opp (Res.)	DEC	QS	IP	H	R	ER	BB	SO	HR	ERA	NP
2/14	UNC ASHEVILLE (W, 15-1)	-	-	1.0	0	0	0	1	2	0	0.00	-
2/20	at Belmont (L, 4-9)	-	-	1.0	1	2	0	2	1	0	0.00	-
2/23	at Lipscomb (W, 7-3)	-	-	0.1	1	1	1	2	0	0	3.86	18
3/1	NORTHERN KENTUCKY (W, 10-5)	W	-	2.0	1	1	1	2	1	0	4.15	-
3/10	ALABAMA A&M (W, 5-1)	-	-	1.0	0	0	0	0	2	0	3.38	-

2021 - SOPHOMORE YEAR AT SAMFORD

Date	Opp (Res.)	DEC	QS	IP	H	R	ER	BB	SO	HR	ERA	NP
2/19	UT MARTIN (W, 5-3)	-	-	2.0	0	0	0	0	1	0	0.00	-
2/21	UT MARTIN (W, 3-1)	S	-	2.0	0	0	0	0	5	0	0.00	-
2/28	at Florida (L, 9-10)	L	-	1.1	2	1	0	2	2	0	0.00	-
3/3	JACKSONVILLE STATE (W, 10-9)	S	-	2.0	0	0	0	1	2	0	0.00	-
3/7	TOLEDO (W, 16-8)	-	-	1.0	1	1	1	0	3	0	1.08	-
3/9	at Troy (W, 6-5)	S	-	1.0	3	1	1	0	2	0	1.93	25
3/13	at Texas A&M (L, 2-5)	-	-	1.0	1	0	0	0	2	0	1.74	21
3/20	at UNC Greensboro (W, 6-1)	-	-	1.0	0	0	0	1	0	0	1.59	15
3/21	at UNC Greensboro (W, 8-3)	-	-	1.0	0	0	0	0	0	0	1.46	12
3/23	at UAB (W, 5-1)	S	-	1.0	0	0	0	0	3	0	1.35	-
3/26	ETSU (W, 7-3)	-	-	1.0	0	0	0	0	1	0	1.26	-
4/2	VMI (W, 7-6)	W	-	1.0	0	0	0	1	1	0	1.17	-
4/3	VMI (W, 7-6)	S	-	1.0	0	0	0	0	0	0	1.10	-
4/6	TROY (W, 4-3)	W	-	1.0	1	1	1	0	0	1	1.56	-
4/11	THE CITADEL (W, 8-4)	-	-	1.0	1	0	0	0	1	0	1.47	-
4/16	at Western Carolina (W, 8-5)	-	-	1.0	1	2	2	2	0	0	2.33	-
4/20	at Auburn (L, 4-6)	-	-	1.0	0	0	0	0	1	0	2.21	10
4/23	MERCER (W, 10-9)	S	-	1.0	1	0	0	0	1	0	2.11	-
4/24	MERCER (L, 4-5)	-	-	1.0	0	0	0	0	1	0	2.01	-
4/30	at Wofford (W, 9-8)	S	-	1.1	0	0	0	0	2	0	1.90	19
5/1	at Wofford (L, 4-5)	L	-	0.1	4	3	3	2	1	0	3.00	25
5/8	at VMI (W, 18-1)	-	-	1.0	1	0	0	0	3	0	2.88	18
5/12	AUBURN (W, 6-1)	-	-	1.0	1	0	0	1	2	0	2.77	-
5/15	UNC GREENSBORO (W, 8-4)	-	-	1.0	0	0	0	0	1	0	2.67	-
5/21	at ETSU (W, 7-6)	W	-	3.0	2	0	0	1	6	0	2.40	57
5/27	vs. Mercer (W, 10-8)	W	-	1.0	0	0	0	2	2	0	2.32	22

2022 - JUNIOR YEAR

Date	Opp (Res.)	DEC	QS	IP	H	R	ER	BB	SO	HR	ERA	NP
3/22	vs. South Alabama (W, 13-12)	-	-	1.0	1	0	0	0	1	0	0.00	18
3/26	at Texas A&M (L, 4-5 [11])	L	-	2.1	2	1	1	0	3	0	2.70	45
4/1	at LSU (L, 2-9)	-	-	0.2	3	5	5	2	0	0	13.50	27
4/5	at UAB (W, 6-4)	-	-	0.1	0	0	0	1	0	0	12.46	11
4/9	#12 VANDERBILT (L, 4-19)	-	-	1.0	5	3	3	0	1	0	15.19	31

NATE LARUE'S CAREER APPEARANCES

2021 - SOPHOMORE YEAR

Date	Opp (Res.)	DEC	QS	IP	H	R	ER	BB	SO	HR	ERA	NP
4/21	JAX STATE (W, 8-7 [10])	-	-	1.0	1	1	1	0	1	1	9.00	17

2022 - JUNIOR YEAR

Date	Opp (Res.)	DEC	QS	IP	H	R	ER	BB	SO	HR	ERA	NP
2/23	TROY (W, 13-1)	-	-	1.0	2	0	0	0	1	0	0.00	17
3/1	ALABAMA STATE (W, 13-7)	-	-	2.0	1	0	0	2	2	0	0.00	37
3/9	vs. Tennessee Tech (W, 4-3)	-	-	0.2	1	0	0	0	1	0	0.00	9
3/13	MIDDLE TENNESSEE-G1 (W, 10-7)	-	-	0.0	2	1	1	0	0	0	2.45	5
3/18	#1 OLE MISS (W, 19-5)	-	-	1.2	1	0	0	1	0	0	1.69	25

HAYDEN MULLINS' CAREER APPEARANCES

2020 - FRESHMAN YEAR

Date	Opp (Res.)	DEC	QS	IP	H	R	ER	BB	SO	HR	ERA	NP
2/16	ILLINOIS-CHICAGO (W, 14-0)	-	-	1.0	1	0	0	0	1	0	0.00	13
2/23	UCF (L, 2-12)	-	-	1.2	2	3	3	1	4	1	10.12	38
2/26	ALABAMA A&M (W, 12-6)	W	-	1.1	0	0	0	0	2	0	6.75	14
3/1	WRIGHT STATE (W, 6-0)	-	-	0.2	0	0	0	2	1	0	5.79	18
3/11	WOFFORD (L, 3-4)	-	-	2.2	1	0	0	3	2	0	3.68	52

2021 - SOPHOMORE YEAR

Date	Opp (Res.)	DEC	QS	IP	H	R	ER	BB	SO	HR	ERA	NP
2/20	PRESBYTERIAN (W, 6-1)	W	-	1.0	2	0	0	1	2	0	0.00	29
2/24	ALABAMA A&M (W, 33-0)	-	-	1.0	0	0	0	0	2	0	0.00	17
2/26	vs. #25 Oklahoma (L, 3-4 [10])	-	-	0.0	1	0	0	1	0	0	0.00	10
3/6	#18 BOSTON COLLEGE (W, 16-1)	-	-	2.0	0	0	0	1	4	0	0.00	31
3/9	at UAB (W, 6-5)	W	-	4.0	2	1	0	0	8	0	0.00	56
3/14	LITTLE ROCK (L, 6-12)	-	-	3.0	3	1	1	0	3	0	0.82	34
4/11	#4 MISSISSIPPI STATE (L, 10-19)	-	-	0.1	2	2	2	1	0	0	2.38	18

2022 - JUNIOR YEAR

Date	Opp (Res.)	DEC	QS	IP	H	R	ER	BB	SO	HR	ERA	NP
2/18	vs. Oklahoms (L, 0-3)	L	-	2.0	2	3	3	2	0	1	13.50	36
2/23	TROY (W, 13-1)	W	-	2.0	1	0	0	0	2	0	5.75	29
2/26	YALE-G2 (L, 4-5)	-	-	0.1	1	1	1	1	1	0	8.31	20
3/6	*RHODE ISLAND (W, 14-1)	-	-	3.0	1	0	0	2	5	0	4.91	64
3/18	*#1 OLE MISS (W, 19-5)	W	-	5.0	2	1	1					

2022 AUBURN BASEBALL GAME NOTES

2021 - SENIOR YEAR AT NOTRE DAME

Date	Opp (Res.)	DEC	QS	IP	H	R	ER	BB	SO	HR	ERA	NP
2/27	*at Wake Forest (L, 8-10)	-	-	4.0	4	1	1	3	7	0	2.25	88
3/5	*at Clemson (L, 7-13)	L	-	4.0	6	5	5	2	3	1	6.75	-

2022 - FIFTH YEAR

Date	Opp (Res.)	DEC	QS	IP	H	R	ER	BB	SO	HR	ERA	NP
2/18	*vs. Oklahoma (L, 0-3)	-	-	1.0	1	0	0	1	1	0	0.00	33
2/23	*TROY (W, 13-1)	-	-	3.0	1	1	1	3	1	0	2.25	43
3/6	RHODE ISLAND (W, 14-1)	S	-	3.0	0	0	0	1	5	0	1.29	47
3/13	MIDDLE TENNESSEE-G1 (W, 10-7) W	-	-	3.2	4	2	2	2	1	1	2.53	52
3/19	#1 OLE MISS (L, 2-15)	-	-	2.2	5	3	3	0	3	0	4.05	40
3/27	*at Texas A&M (W, 13-9)	-	-	1.0	3	5	5	4	0	0	6.91	38
4/9	#12 VANDERBILT (L, 4-19)	-	-	1.1	2	2	2	2	1	0	7.47	28

CARSON SKIPPER'S CAREER APPEARANCES

2019 - FRESHMAN YEAR

Date	Opp (Res.)	DEC	QS	IP	H	R	ER	BB	SO	HR	ERA	NP
2/15	GEORGIA SOUTHERN (W, 11-2)	-	-	3.0	3	0	0	1	1	0	0.00	48
2/19	*ALABAMA A&M (W, 10-1)	W	-	4.0	2	1	0	0	8	0	0.00	67
2/24	at UCF (W, 13-9)	W	-	2.0	3	3	3	3	1	1	3.00	58
3/2	*CINCINNATI (W, 9-5)	-	-	3.0	5	4	3	0	4	1	4.50	59
3/6	UT MARTIN (W, 2-0)	-	-	2.1	0	0	0	0	5	0	3.77	31
3/9	*UTSA (W, 8-3)	W	-	4.2	5	0	0	0	5	0	2.84	70
3/17	*#21 TENNESSEE (W, 5-3)	-	-	3.0	3	2	1	1	1	0	2.86	46
3/23	*at #4 Mississippi State (L, 2-15)	L	-	0.2	5	5	4	2	1	0	4.37	35
3/24	at #4 Mississippi State (L, 15-20)	-	-	0.1	2	3	3	1	0	1	5.48	9
3/30	*at South Carolina (W, 7-5)	-	-	1.0	4	3	3	2	1	0	6.38	43
4/5	#9 ARKANSAS (W, 6-3)	-	-	0.2	1	0	0	0	1	0	6.20	8
4/5	#9 ARKANSAS (L, 6-9)	L	-	3.0	3	5	5	3	3	2	7.16	78
4/9	JACKSONVILLE STATE (L, 6-11)	-	-	0.0	0	0	0	2	0	0	7.16	10
4/16	*at #16 Georgia Tech (L, 6-11)	-	-	2.1	1	1	1	4	3	0	6.82	53
4/23	at Jacksonville State (W, 14-2)	-	-	1.0	0	0	0	1	0	0	6.61	17
4/25	at #4 Vanderbilt (L, 6-12)	-	-	1.1	3	2	2	3	1	0	6.89	43
5/7	*UAB (L, 4-6)	L	-	2.1	5	4	4	0	3	0	7.46	48

2020 - SOPHOMORE YEAR

Date	Opp (Res.)	DEC	QS	IP	H	R	ER	BB	SO	HR	ERA	NP
2/15	ILLINOIS-CHICAGO (W, 7-3)	-	-	1.0	0	0	0	0	2	0	0.00	16
2/19	OAKLAND (W, 17-1)	-	-	2.0	2	0	0	0	2	0	0.00	28
2/22	UCF (L, 3-7)	-	-	1.1	1	0	0	0	2	0	0.00	20
2/25	ALABAMA A&M (W, 10-0)	-	-	1.0	0	0	0	0	2	0	0.00	11
2/28	WRIGHT STATE (W, 7-2)	-	-	1.0	0	0	0	1	1	0	0.00	14
3/8	CHICAGO STATE (W, 9-0)	-	-	1.0	0	0	0	1	2	0	0.00	16
3/10	GEORGIA TECH (L, 2-6)	-	-	1.2	2	1	1	1	1	0	1.00	37

2021 - JUNIOR YEAR

Date	Opp (Res.)	DEC	QS	IP	H	R	ER	BB	SO	HR	ERA	NP
2/20	PRESBYTERIAN (W, 6-1)	-	-	1.0	1	0	0	0	1	0	0.00	9
2/24	ALABAMA A&M (W, 33-0)	-	-	1.0	1	0	0	0	0	0	0.00	8
2/26	vs. #25 Oklahoma (L, 3-4 [10])	-	-	2.0	1	0	0	1	3	0	0.00	39
2/28	vs. Texas A&M (W, 6-1)	-	-	1.0	0	0	0	0	1	0	0.00	15
3/7	#18 BOSTON COLLEGE (L, 9-11 [10])	-	-	0.2	0	0	0	0	1	0	0.00	13
4/1	at #1 Arkansas (W, 2-1)	-	-	1.0	1	0	0	0	0	0	0.00	15
4/3	at #1 Arkansas (L, 5-6 [10])	-	-	2.0	2	2	2	1	2	0	2.08	43
4/9	#4 MISSISSIPPI STATE (L, 5-6)	L	-	2.0	1	1	1	1	2	0	2.53	38
4/15	at Alabama (L, 7-8 [10])	L	-	1.0	3	1	1	0	2	0	3.09	26
4/17	at Alabama (L, 9-10)	-	-	0.2	4	3	3	0	1	2	5.11	18
4/20	SAMFORD (W, 6-4)	-	-	1.0	1	0	0	0	2	0	4.72	18
4/25	#10 FLORIDA (W, 10-8 [7])	-	-	1.2	2	2	0	0	2	0	4.20	41
4/30	at #20 Georgia (W, 10-6 [14])	-	-	3.0	4	1	1	0	0	1	4.00	32
5/6	LSU (L, 3-8)	-	-	0.1	0	3	3	3	1	0	5.40	25
5/8	LSU (W, 2-1)	W	-	2.1	0	0	0	1	4	0	4.79	38
5/14	TEXAS A&M (W, 5-4)	W	-	3.0	2	1	1	0	4	1	4.56	50
5/16	TEXAS A&M (W, 8-5)	S	-	1.1	1	0	0	0	3	0	4.32	17
5/21	at Missouri (W, 3-0)	S	-	1.0	2	0	0	1	1	0	4.15	26
5/25	vs. #11 Ole Miss (L, 4-7)	-	-	3.2	3	2	2	1	6	1	4.25	68

2022 - SENIOR YEAR

Date	Opp (Res.)	DEC	QS	IP	H	R	ER	BB	SO	HR	ERA	NP
2/19	vs. #12 Texas Tech (W, 2-1)	-	-	1.0	0	0	0	1	1	0	0.00	17
2/26	YALE-G1 (W, 4-3)	-	-	3.0	1	0	0	2	4	0	0.00	57
3/4	RHODE ISLAND (W, 7-2)	W	-	4.0	3	0	0	0	4	0	0.00	60
3/11	MIDDLE TENNESSEE (L, 8-10)	-	-	5.2	6	3	2	0	4	1	1.32	71
3/17	#1 OLE MISS (L, 6-13)	-	-	2.2	4	5	1	0	3	1	1.65	51
3/25	at Texas A&M (W, 6-5 [10])	-	-	3.0	4	4	4	2	0	1	3.26	58
3/27	at Texas A&M (W, 13-9)	-	-	2.0	1	0	0	0	3	0	2.95	24
3/31	at LSU (W, 6-5)	W	-	3.1	4	2	2	1	3	1	3.28	49
4/2	at LSU (W, 6-4)	-	-	0.1	1	0	0	0	1	0	3.24	10
4/8	#12 VANDERBILT (W, 5-1)	W	-	2.2	1	1	1	0	2	0	3.25	31

CARSON SWILLING'S CAREER APPEARANCES

2021 - FRESHMAN YEAR

Date	Opp (Res.)	DEC	QS	IP	H	R	ER	BB	SO	HR	ERA	NP
2/19	PRESBYTERIAN (W, 14-3)	-	-	1.0	0	0	0	0	1	0	0.00	11
2/23	ALABAMA A&M (W, 18-2 [7])	-	-	1.0	0	0	0	0	2	0	0.00	15

3/6	#18 BOSTON COLLEGE (W, 16-1)	-	-	1.2	1	0	0	1	1	0	0.00	40
3/12	LITTLE ROCK (W, 7-0)	-	-	1.0	0	0	0	0	1	0	0.00	10
3/16	at Lipscomb (W, 9-7)	W	-	3.2	3	1	1	0	2	1	1.08	42
3/20	at #4 Ole Miss (L, 5-6)	-	-	1.2	2	0	0	1	3	0	0.90	45
3/27	KENTUCKY (L, 4-6)	-	-	1.0	2	1	1	1	0	0	1.64	16
4/2	at #1 Arkansas (L, 5-6)	L	-	0.2	0	1	1	2	0	0	2.31	14
4/11	#4 MISSISSIPPI STATE (L, 10-19)	-	-	2.0	2	3	3	3	1	0	3.95	40
4/13	at #20 Georgia Tech (W, 7-3)	-	-	1.0	0	0	0	0	3	0	3.68	16
4/16	at Alabama (W, 5-4)	S	-	2.0	1	1	0	0	3	0	3.24	38
4/20	SAMFORD (W, 6-4)	-	-	2.0	0	0	0	0	2	0	2.89	27
4/23	#10 FLORIDA (L, 2-4)	-	-	0.2	2	0	0	0	0	0	2.79	10
4/25	#10 FLORIDA (L, 4-6)	-	-	0.2	0	0	0	0	1	0	2.70	14
4/30	at #20 Georgia (W, 10-6 [14])	-	-	1.0	1	0	0	0	0	0	2.57	10
5/1	at #20 Georgia (W, 9-7)	S	-	3.1	5	3	3	1	5	0	3.33	67
5/6	LSU (L, 3-8)	-	-	0.2	1	0	0	0	1	0	3.24	15
5/8	LSU (W, 2-1)	-	-	0.2	1	0	0	2	1	0	3.16	22
5/15	TEXAS A&M (L, 9-11)	L	-	1.2	2	3	0	3	4	0	2.96	51
5/20	at Missouri (W, 15-6)	-	-	1.1	4	2	2	0	1	1	3.45	23
5/22	at Missouri (L, 6-7)	-	-	1.0	1	0	0	0	1	0	3.34	16

2022 - SOPHOMORE YEAR

Date	Opp (Res.)	DEC	QS	IP	H	R	ER	BB	SO	HR	ERA	NP
2/20	vs. Kansas State (W, 12-1)	-	-	1.0	0	0	0	0	1	0	0.00	15
2/25	YALE (W, 9-0)	-	-	1.0	0	0	0	1	1	0	0.00	13
2/26	YALE-G2 (L, 4-5 [10])	L	-	1.0	0	1	1	2	1	0	3.00	24
3/11	MIDDLE TENNESSEE (L, 8-10)	-	-	2.1	0	0	0	0	3	0	1.69	22
3/13	MIDDLE TENNESSEE-G2 (L, 3-4)	L	-	0.1	2	1	1	2	0	0	3.18	21
3/17	#1 OLE MISS (L, 6-13)	-	-	3.1	2	0	0	1	4	0	2.00	58
3/22	vs. South Alabama (W, 13-12)	-	-	1.1	2	2	2	2	3	0	3.48	32
3/26	at Texas A&M (L, 4-5 [11])	-	-	3.0	3	2	2	1	5	1	4.05	48

SUPERLATIVES AND MISCELLANEOUS NOTES

STARTS BY POSITION

STARTING PITCHER

Trace Bright	8	2-6
Joseph Gonzalez	6	6-0
Mason Barnett	5	4-1
Hayden Mullins	5	5-0
Jordan Armstrong	4	2-2
Tommy Sheehan	3	2-1
Konner Copeland	1	1-0

CATCHER

Jake Wyandt	12	10-2
Ryan Dyal	10	5-5
Nate LaRue	10	7-3

FIRST BASE

Sonny DiChiara	27	19-8
Cam Hill	5	3-2

SECOND BASE

Cole Foster	26	19-7
Garrett Farquhar	5	3-2
Brooks Carlson	1	0-1

THIRD BASE

Blake Rambusch	28	20-8
Garrett Farquhar	4	2-2

SHORTSTOP

Brody Moore	31	21-10
Garrett Farquhar	1	1-0

LEFT FIELD

Ryan Dyal	11	8-3
Mike Bello	10	8-2
Brayton Brown	3	2-1
Josh Hall	3	2-1
Bryson Ware	3	2-1
Mason Land	1	0-1
Bobby Peirce	1	0-1

CENTER FIELD

Kason Howell	32	22-10
--------------	----	-------

RIGHT FIELD

Bryson Ware	17	13-4
Bobby Peirce	5	4-1
Blake Rambusch	4	2-2
Mike Bello	3	1-2
Josh Hall	3	2-1

DESIGNATED HITTER

Brooks Carlson	14	10-4
Cam Hill	10	6-4
Ryan Dyal	4	4-0
Nate LaRue	3	2-1
Sonny DiChiara	1	0-1

2022 AUBURN & OPPONENT HIGHS

TEAM BATTING

	AUBURN	OPPONENT
Runs in a game	19, vs. Ole Miss (3/18)	15, Ole Miss (3/19)
Runs in an inning	9, vs. Rhode Island [1st] (G2 - 3/5)	6, Ole Miss [6th] (3/17)
Most Hits in a game	17, UAB (3/2)	19, Ole Miss (3/19)
Fewest Hits in a game	3, two times	1, Rhode Island (G2 - 3/5)
Hits in an inning	7, vs. Rhode Island [1st] (G2 - 3/5)	5, three times
2B in a game	5, vs. Yale (2/25)	6, Ole Miss (3/19)
3B in a game	1, four times	1, Yale (G1 - 2/26)
HR in a game	4, vs. Rhode Island (3/6)	3, four times
SB in a game	2, six times	6, Yale (G1 - 2/26)
LOB in a game	17, vs. K-State (2/20)	13, Alabama State (3/1)
K in a game	17, vs. K-State (2/20)	19, Yale (2/25)
BB in a game	12, two times	9, Yale (G2 - 2/26)

TEAM PITCHING

	AUBURN	OPPONENT
K in a game	19, vs. Yale (2/25)	17, K-State (2/20)
BB in a game	9, vs. Yale (G2 - 2/26)	12, two times
Pitchers used	9, vs. S. Alabama (3/22)	10, UAB (3/2)
Total Quality Starts	6	1

TEAM FIELDING

	AUBURN	OPPONENT
Errors in a game	5, vs. Ole Miss (3/17)	5, Alabama State (3/1)
DP turned in a game	3, vs. MTSU (G2 - 3/13)	2, three times

IND. BATTING

	AUBURN	OPPONENT
Hits in a game	4, two times	3, 16 times
Runs in a game	4, three times	4, Gonzalez [OM] (3/19)
2B in a game	2, six times	2, seven times
3B in a game	1, five times	1, Swank [Yale] (G1 - 2/26)
HR in a game	2, DiChiara vs. Vandy (4/10)	2, two times
RBI in a game	6, Ware, two times	4, Elko [OM] (3/19)
XBH in a game	3, two times	2, 13 times
SB in a game	2, Rambusch, two times	3, Swank [Yale] (G1 - 2/26)
BB in a game	3, five times	4, Sanders [MTSU] (G2 - 3/13)
HBP in a game	2, three times	2, two times
K in a game	4, Howell at TAMU (3/25)	4, three times
Hitting Streak	17, Rambusch (3/5-4/1)	3, 16 times
Consec. G w/HR	3, DiChiara vs. Troy/Yale (2/23-25)	2, two times

IND. PITCHING

	AUBURN	OPPONENT
K by a starter	11, Armstrong vs. Yale (2/25)	10, Dallas [TAMU] (3/26)
K by a reliever	5, four times	6, two times
BB by a starter	6, Mullins vs. Vandy (4/8)	5, Picone [URI] (G1 - 3/5)
BB by a reliever	2, 20 times	6, Capell [Yale] (G2 - 2/26)
IP by a starter	9.0, Gonzalez vs. Vandy (4/10)	7.0, Dallas [TAMU] (3/26)
IP by a reliever	5.2, Skipper vs. MTSU (3/11)	4.1, Wigginton [MTSU] (G2 - 3/13)

MISCELLANEOUS

	AUBURN
Biggest comeback win	6, vs. S. Alabama (3/22)
Biggest blown lead loss	4, at Texas A&M (3/26)
Largest margin of victory	16, vs. Rhode Island (G1 - 3/5)
Largest margin of defeat	15, vs. Vandy (4/9)
Longest game, Time	4:09, vs. S. Alabama (3/22)
Longest game, Time (9 inn)	4:09, vs. S. Alabama (3/22)
Shortest game, Time (9 inn)	2:36, vs. Vandy (4/10)
Longest game, Innings	11, at Texas A&M (3/26)
Largest crowd, Home	4,096, three times
Largest crowd, Road	11,071, at LSU (4/2)
Largest crowd, Neutral	10,515, vs. Texas Tech (2/19)

STARTS BY ORDER

LEADOFF

Blake Rambusch	32	22-10
----------------	----	-------

2ND SPOT

Kason Howell	26	17-9
Brody Moore	6	5-1

3RD SPOT

Sonny DiChiara	26	19-7
Ryan Dyal	4	2-2
Cam Hill	2	2-0

CLEANUP

Brooks Carlson	12	9-3
Ryan Dyal	9	7-2
Cam Hill	6	4-2
Brody Moore	3	2-1
Sonny DiChiara	2	0-2

5TH SPOT

Brody Moore	12	8-4
Bryson Ware	8	5-3
Cole Foster	3	3-0
Nate LaRue	3	2-1
Ryan Dyal	2	2-0
Kason Howell	2	2-0
Brooks Carlson	1	0-1
Cam Hill	1	0-1

6TH SPOT

Bryson Ware	7	5-2
Brody Moore	6	4-2
Mike Bello	5	3-2
Ryan Dyal	4	3-1
Cole Foster	4	3-1
Cam Hill	2	1-1
Kason Howell	2	1-1
Brooks Carlson	1	1-0
Garrett Farquhar	1	1-0

7TH SPOT

Cole Foster	5	4-1
Nate LaRue	5	3-2
Bryson Ware	5	5-0
Brody Moore	4	2-2
Cam Hill	3	2-1
Bobby Peirce	3	2-1
Ryan Dyal	2	2-0
Mike Bello	1	1-0
Brayton Brown	1	0-1
Brooks Carlson	1	0-1
Garrett Farquhar	1	0-1
Kason Howell	1	1-0

8TH SPOT

Cole Foster	13	8-5
Ryan Dyal	4	2-2
Garrett Farquhar	4	3-1
Nate LaRue	4	3-1
Brayton Brown	2	2-0
Mike Bello	2	2-0
Cam Hill	1	0-1
Kason Howell	1	1-0
Bobby Peirce	1	1-0

9TH SPOT

Jake Wyandt	12	10-2
Josh Hall	6	4-2
Mike Bello	5	3-2
Garrett Farquhar	4	2-2
Bobby Peirce	2	1-1
Cole Foster	1	1-0
Mason Land	1	0-1
Nate LaRue	1	1-0

PITCHING NOTES

2022 BULLPEN BY NUMBERS

Total App.....	113
Saves/Opp.....	9/11
IR/IRS.....	71/30
BA Against.....	.251
ERA.....	4.73

SAVES/OPP

Chase Allsup.....	1/1
Blake Burkhalter.....	7/7
Parker Carlson.....	0/1
Hayden Mullins.....	0/1
Tommy Sheehan.....	1/1

INHERITED RUNNERS/SCORED

Chase Allsup.....	4/2
John Armstrong.....	16/9
Jordan Armstrong.....	1/1
Mason Barnett.....	3/3
Ben Bosse.....	4/0
Blake Burkhalter.....	11/1
Tyler Drabick.....	4/0
Brooks Fuller.....	3/1
Joseph Gonzalez.....	2/1
Cade Granzow.....	4/3
Chase Isbell.....	2/1
Nate LaRue.....	2/1
Tommy Sheehan.....	2/2
Carson Skipper.....	7/4
Carson Swilling.....	6/1

1ST BATTER FACED/RETIRED

Chase Allsup.....	9/4
John Armstrong.....	10/8
Jordan Armstrong.....	4/3
Mason Barnett.....	5/2
Ben Bosse.....	6/3
Blake Burkhalter.....	13/11
Parker Carlson.....	5/5
Tyler Drabick.....	6/3
Brooks Fuller.....	3/1
Joseph Gonzalez.....	1/1
Cade Granzow.....	5/4
Chase Isbell.....	4/2
Nate LaRue.....	5/1
Hayden Mullins.....	3/1
Tommy Sheehan.....	3/1
Carson Skipper.....	9/8
Carson Swilling.....	9/6
Garrett Wade.....	4/2

RELIEF ERA

Konner Copeland.....	0.00
Joseph Gonzalez.....	0.00
Cam Hill.....	0.00
Nate LaRue.....	1.69
Chase Allsup.....	2.38
Jordan Armstrong.....	2.53
Cade Granzow.....	2.57
John Armstrong.....	3.00
Carson Skipper.....	3.25
Mason Barnett.....	3.38
Blake Burkhalter.....	3.47
Ben Bosse.....	4.50
Carson Swilling.....	5.17
Tommy Sheehan.....	5.91
Hayden Mullins.....	8.31
Parker Carlson.....	8.59
Tyler Drabick.....	9.00
Garrett Wade.....	10.80
Chase Isbell.....	15.19
Brooks Fuller.....	40.50

2022 Auburn Baseball
Team Game-by-Game for Auburn (as of Apr 10, 2022)
Pitching (All games)

Date	Opponent	ip	h	r	er	bb	so	2b	3b	hr	wp	bk	hbp	dp	ibb	score	w-l	sv	era
Feb 18	vs Oklahoma	8.0	4	3	3	5	7	1	0	1	1	0	3	2	0	0-3	0-1	0	3.38
Feb 19	vs Texas Tech	9.0	3	1	1	7	8	0	0	0	1	0	1	1	0	2-1	1-1	1	2.12
Feb 20	vs Kansas State	9.0	3	1	0	3	10	0	0	0	0	0	0	1	0	12-1	2-1	1	1.38
Feb 23	TROY	9.0	5	1	1	4	7	0	0	0	1	0	0	0	0	13-1	3-1	1	1.29
Feb 25	YALE	9.0	4	0	0	3	19	0	0	0	2	0	1	1	0	9-0	4-1	1	1.02
Feb 26	YALE	9.0	9	3	3	3	8	2	1	0	1	0	0	0	0	4-3	5-1	1	1.36
Feb 26	YALE	10.0	8	5	5	9	12	2	0	1	4	0	0	0	0	4-5	5-2	1	1.86
Mar 01	ALABAMA STATE	9.0	13	7	6	8	12	3	0	0	3	0	1	1	0	13-7	6-2	1	2.38
Mar 02	UAB	9.0	3	1	1	2	11	1	0	0	0	0	1	1	0	16-1	7-2	1	2.22
Mar 04	RHODE ISLAND	9.0	8	2	2	2	11	2	0	1	0	0	0	0	0	7-2	8-2	2	2.20
Mar 05	RHODE ISLAND	9.0	5	0	0	2	11	0	0	0	0	0	2	1	0	16-0	9-2	2	2.00
Mar 05	RHODE ISLAND	7.0	1	0	0	0	10	0	0	0	1	0	0	1	0	12-0	10-2	2	1.87
Mar 06	RHODE ISLAND	9.0	3	1	1	4	14	0	0	1	0	0	1	0	0	14-1	11-2	3	1.80
Mar 09	vs Tennessee Tech	9.0	10	3	2	3	14	3	0	0	1	0	1	0	0	4-3	12-2	3	1.81
Mar 11	MIDDLE TENNESS	9.0	10	10	6	3	8	3	0	1	1	0	1	0	0	8-10	12-3	3	2.10
Mar 13	MIDDLE TENNESS	9.0	12	7	6	4	8	2	0	3	1	0	1	2	0	10-7	13-3	4	2.35
Mar 13	MIDDLE TENNESS	8.0	8	4	4	5	4	3	0	0	2	0	0	3	0	3-4	13-4	4	2.46
*Mar 17	OLE MISS	9.0	14	13	6	5	13	3	0	3	4	0	1	1	0	6-13	13-5	4	2.66
*Mar 18	OLE MISS	9.0	6	5	3	8	7	1	0	1	2	0	1	0	0	19-5	14-5	4	2.68
*Mar 19	OLE MISS	9.0	19	15	12	2	12	6	0	3	0	1	1	1	0	2-15	14-6	4	3.15
Mar 22	vs South Alabama	9.0	15	12	11	6	9	5	0	0	3	0	3	1	0	13-12	15-6	4	3.53
*Mar 25	at Texas AM	10.0	11	5	5	2	12	2	0	1	2	0	3	1	0	6-5	16-6	5	3.58
*Mar 26	at Texas AM	10.2	11	5	5	3	14	4	0	1	1	0	0	0	0	4-5	16-7	5	3.61
*Mar 27	at Texas AM	9.0	8	9	8	7	9	1	0	1	1	0	1	2	0	13-9	17-7	5	3.80
Mar 29	JACKSONVILLE ST	9.0	6	5	3	4	6	4	0	0	2	0	1	0	0	2-5	17-8	5	3.77
*Mar 31	at LSU	9.0	9	5	5	3	12	1	0	3	0	0	2	1	0	6-5	18-8	6	3.81
*Apr 01	at LSU	8.0	12	9	9	7	8	3	0	1	3	0	0	2	1	2-9	18-9	6	4.02
*Apr 02	at LSU	9.0	11	4	4	2	5	1	0	1	0	0	2	1	0	6-4	19-9	7	4.02
Apr 05	at UAB	9.0	9	4	4	5	11	0	0	2	0	0	1	0	0	6-4	20-9	8	4.02
*Apr 08	VANDERBILT	9.0	2	1	1	7	15	1	0	0	1	0	1	1	0	5-1	21-9	9	3.92
*Apr 09	VANDERBILT	9.0	23	19	19	6	8	10	0	4	0	0	1	0	1	4-19	21-10	9	4.41
*Apr 10	VANDERBILT	9.0	8	2	1	0	8	2	0	0	1	0	0	1	0	8-2	22-10	9	4.30
Totals		286.2	273	162	137	134	323	66	1	29	39	1	31	26	2	249-162	22-10	9	4.30

AUBURN STARTING PITCHER BREAKDOWN

Starter	GS	Quality Starts	Run Support	RS/Start	Auburn Record
Bright	8	3	32	4.0	2-6
Gonzalez	6	3	32	6.0	6-0
Barnett	5	0	18	3.6	4-1
Mullins	5	0	17	3.4	5-0
Armstrong	4	0	9	2.3	2-2
Sheehan	3	0	7	2.3	2-1
Copeland	1	0	7	7.0	1-0

Auburn Overall Rankings			Auburn SEC-Only Rankings		
Category	Rank	No.	Category	Rank	No.
ERA	4.30	6th	ERA	6.40	8th
Opp BA	.252	12th	Opp BA	.302	14th
Hits Allowed	273	11th	Hits Allowed	134	14th
Walks	134	T-10th	Walks	52	8th
Strikeouts	323	6th	Strikeouts	123	T-3rd

AUBURN PITCHING BREAKDOWN

STARTERS											RELIEVERS											TOTALS																																								
W-L	ERA	IP	H	R	ER	BB	K	HR	AVG	W-L	ERA	IP	H	R	ER	BB	K	HR	AVG	W-L	ERA	IP	H	R	ER	BB	K	HR	AVG																																	
9-5	3.76	127.0	122	60	53	62	140	8	.254	13-5	4.73	159.2	151	102	84	72	183	21	.251	22-10	4.30	286.2	273	162	137	134	323	29	.252	HOME	13-7	4.04	178.0	167	101	80	81	204	18	.247	ROAD	5-2	5.57	64.2	71	41	40	29	71	10	.283	NEUT.	4-1	3.48	44.0	35	20	17	24	48	1	.226

HITTING NOTES

2022 MULTI-HIT GAMES

	2	3	4	5+	Total
Blake Rambusch	12	4	1	-	17
Sonny DiChiara	9	3	1	-	13
Kason Howell	4	6	-	-	10
Brody Moore	9	1	-	-	10
Ryan Dyal	6	-	-	-	6
Bryson Ware	4	2	-	-	6
Cole Foster	3	1	-	-	4
Cam Hill	3	1	-	-	4
Mike Bello	2	1	-	-	3
Brooks Carlson	2	1	-	-	3
Bobby Peirce	2	1	-	-	3
Garrett Farquhar	2	1	-	-	2
Nate LaRue	2	1	-	-	2
Jake Wyandt	2	-	-	-	2
Josh Hall	1	-	-	-	1

CAREER AUBURN MULTI-HIT GAMES

	2	3	4	5+	Total
Kason Howell	31	11	-	-	42
Brody Moore	25	6	2	-	33
Blake Rambusch	12	4	1	-	17
Bryson Ware	11	4	-	-	15
Cam Hill	10	4	-	-	14
Sonny DiChiara	9	3	1	-	13
Garrett Farquhar	8	1	-	-	9
Ryan Dyal	7	-	-	-	7
Josh Hall	5	1	-	-	6
Cole Foster	4	1	-	-	5
Nate LaRue	3	1	-	-	4
Mike Bello	2	1	-	-	3
Brooks Carlson	2	1	-	-	3
Bobby Peirce	2	-	-	-	2
Jake Wyandt	2	-	-	-	2
Brayton Brown	1	-	-	-	1

2022 MULTI-RBI GAMES

	2	3	4	5+	Total
Sonny DiChiara	4	2	2	1	9
Ryan Dyal	3	3	1	-	7
Kason Howell	5	1	-	-	6
Cole Foster	3	1	1	-	5
Blake Rambusch	4	-	1	-	5
Brooks Carlson	2	2	-	-	4
Bryson Ware	2	-	2	-	4
Garrett Farquhar	3	-	-	-	3
Cam Hill	3	-	-	-	3
Nate LaRue	2	-	1	-	3
Brody Moore	-	2	1	-	3
Jake Wyandt	1	1	1	-	3
Mike Bello	2	-	-	-	2
Brayton Brown	-	1	-	-	1
Josh Hall	1	-	-	-	1

CAREER AUBURN MULTI-RBI GAMES

	2	3	4	5+	Total
Kason Howell	8	7	-	1	16
Brody Moore	10	2	1	1	14
Bryson Ware	6	-	2	2	10
Sonny DiChiara	4	2	2	1	9
Ryan Dyal	5	3	1	-	9
Cam Hill	5	3	1	-	9
Garrett Farquhar	4	1	1	-	6
Cole Foster	3	1	1	-	5
Blake Rambusch	4	-	1	-	5
Brayton Brown	2	2	-	-	4
Brooks Carlson	2	2	-	-	4
Nate LaRue	3	-	1	-	4
Josh Hall	2	1	-	-	3
Jake Wyandt	1	1	1	-	3
Mike Bello	2	-	-	-	2
Bobby Peirce	1	-	-	-	1

CAREER AUBURN STARTS

	Career	Consec.
Kason Howell	156	80
Brody Moore	98	23
Bryson Ware	57	-
Ryan Dyal	47	-
Cam Hill	45	-
Blake Rambusch	32	32
Cole Foster	30	10
Sonny DiChiara	28	16
Nate LaRue	26	7
Garrett Farquhar	25	-
Josh Hall	16	-
Brooks Carlson	15	4
Brayton Brown	14	-
Mike Bello	13	1
Jake Wyandt	12	-
Bobby Peirce	8	6
Mason Land	1	-

TEAM NOTES

Auburn Overall SEC Rankings			Auburn SEC-Only Rankings		
Category	Rank	No.	Category	Rank	No.
Avg.	.298	4th	Avg.	.286	3rd
Hits	332	4th	Hits	126	2nd
2B	68	5th	2B	24	T-3rd
HR	34	10th	HR	16	T-7th
BB	162	5th	BB	60	2nd

2022 AUBURN HOME RUNS

No.	Player (#)	Opponent (Date)	On	Outs	Inn.	Pitcher
1	Ware (1)	Troy (2/23)	3	2	1	Fletcher (R)
2	DiChiara (1)	Troy (2/23)	2	1	2	Pettys (L)
3	DiChiara (2)	Yale (2/25)	1	1	1	Kipp (R)
4	DiChiara (3)	Yale (G1 - 2/26)	0	2	5	Walsh (R)
5	Howell (1)	Yale (G1 - 2/26)	0	0	9	Easterly (L)
6	Rambusch (1)	Yale (G2 - 2/26)	0	0	8	Capell (R)
7	Foster (1)	Alabama State (3/1)	2	1	2	A. Melendez (L)
8	DiChiara (4)	Alabama State (3/1)	0	0	7	O. Melendez (L)
9	DiChiara (5)	Rhode Island (3/4)	1	1	3	Twitcheil (R)
10	Rambusch (2)	Rhode Island (G1 - 3/5)	0	0	1	Picone (R)
11	Dyal (1)	Rhode Island (G1 - 3/5)	1	2	4	Diaz (R)
12	Wyandt (1)	Rhode Island (3/6)	2	2	2	Levesque (L)
13	Carlson (1)	Rhode Island (3/6)	1	0	5	Brutti (R)
14	Dyal (2)	Rhode Island (3/6)	3	1	6	Morrison (R)
15	Farquhar (1)	Rhode Island (3/6)	1	2	7	Morrison (R)
16	Dyal (3)	Middle Tennessee (3/11)	1	1	1	Keenan (R)
17	Moore (1)	Middle Tennessee (3/11)	2	2	9	Wigginton (L)
18	DiChiara (6)	Ole Miss (3/17)	1	1	1	Gaddis (L)
19	Dyal (4)	Ole Miss (3/17)	0	1	6	DeLucia (R)
20	DiChiara (7)	Ole Miss (3/18)	1	2	4	Nichols (R)
21	Howell (2)	Ole Miss (3/18)	2	1	7	McDaniel (R)
22	Farquhar (2)	South Alabama (3/22)	0	1	5	Runyan (L)
23	Foster (2)	Texas A&M (3/26)	0	0	2	Dallas (R)
24	Bello (1)	Texas A&M (3/26)	0	0	2	Dallas (R)
25	LaRue (1)	Texas A&M (3/27)	1	2	2	Prager (L)
26	Foster (3)	Texas A&M (3/27)	1	2	5	Hector (R)
27	Moore (2)	LSU (3/31)	2	2	5	Money (R)
28	DiChiara (8)	LSU (4/2)	1	1	5	Fontenot (R)
29	Foster (4)	Vanderbilt (4/8)	0	0	2	McElvain (R)
30	Carlson (2)	Vanderbilt (4/8)	2	1	3	McElvain (R)
31	DiChiara (9)	Vanderbilt (4/9)	0	2	1	Holton (L)
32	LaRue (2)	Vanderbilt (4/9)	1	2	4	Holton (L)
33	DiChiara (10)	Vanderbilt (4/10)	2	1	2	Reilly (R)
34	DiChiara (11)	Vanderbilt (4/10)	0	2	6	Owen (L)

AUBURN CAREER HOME RUN BREAKDOWN

	1R	2R	3R	GS	Career	Home	Road	Last
Bello	1	--	--	--	1	--	1	3/26/22
Carlson	--	1	1	--	2	2	--	4/8/22
DiChiara	4	5	2	--	11	10	1	4/10/22
Dyal	3	3	--	1	7	6	1	3/17/22
Farquhar	1	1	--	--	2	1	1	3/22/22
Foster	2	1	1	--	4	2	2	4/8/22
Hill	2	2	--	1	5	5	--	4/25/21
Howell	4	3	2	--	9	3	6	3/18/22
LaRue	2	2	--	--	4	3	1	4/9/22
Moore	1	1	2	--	4	2	2	3/31/22
Rambusch	2	--	--	--	2	2	--	3/5/22
Ware	2	4	--	1	7	5	2	2/23/22
Wyandt	--	--	1	--	1	1	--	3/6/22

AUBURN HITTING STREAKS

	Current	'22	Career
Mike Bello	1	6	6
Luke Burk	-	1	1
Brooks Carlson	4	5	5
Sonny DiChiara	5	8	8
Ryan Dyal	-	4	4
Garrett Farquhar	1	6	6
Cole Foster	-	6	6
Josh Hall	2	3	4
Cam Hill	-	3	4
Kason Howell	1	9	9
Mason Land	-	3	3
Nate LaRue	-	2	2
Brody Moore	3	9	9
Bobby Peirce	1	5	5
Blake Rambusch	4	17	17
Bryson Ware	-	4	6
Jake Wyandt	-	7	7

AUBURN REACHED BASE STREAKS

	Current	'22	Career
Mike Bello	3	8	8
Luke Burk	-	1	1
Brooks Carlson	4	6	6
Ryan Dyal	3	15	15
Sonny DiChiara	28	28	28
Garrett Farquhar	3	7	7
Cole Foster	11	11	11
Josh Hall	2	3	5
Cam Hill	-	7	8
Kason Howell	1	23	23
Mason Land	-	4	4
Nate LaRue	-	4	7
Brody Moore	3	18	18
Bobby Peirce	7	7	7
Blake Rambusch	30	30	30
Bryson Ware	-	8	8
Jake Wyandt	-	7	7

BUNT HITS

Player	No.
Josh Hall	3
Mike Bello	1
Cole Foster	1
Brody Moore	1
Blake Rambusch	1
TOTAL	7

SAC BUNTS

Player	No.
Blake Rambusch	2
Mike Bello	1
Brayton Brown	1
Ryan Dyal	1
Kason Howell	1
Mason Land	1
Brody Moore	1
Jake Wyandt	1
TOTAL	9

SAC FLIES

Player	No.
Blake Rambusch	4
Nate LaRue	3
Kason Howell	3
Sonny DiChiara	2
Ryan Dyal	2
Brody Moore	2
Cam Hill	1
Brody Moore	1
Bryson Ware	1
Jake Wyandt	1
TOTAL	20

OUTFIELD ASSISTS

Player	No.
Ryan Dyal	2
Bryson Ware	2
Kason Howell	1
TOTAL	5

PINCH HITS

Player	No.
Brooks Carlson	2
Garrett Farquhar	2
Mason Land	2
Mike Bello	1
Luke Burk	1
Cam Hill	1
TOTAL	9

AUBURN 2022 GAME-BY-GAME STARTING LINEUPS

DATE	OPP	1	2	3	4	5	6	7	8	9	SP
2/18	vs. Oklahoma	Rambusch	Howell	Dyal	DiChiara	Moore	Ware	Hill	Foster	Farquhar	Sheehan
2/19	vs. Texas Tech	Rambusch	Moore	DiChiara	Dyal	Howell	Ware	Foster	Farquhar	Wyandt	Gonzalez
2/20	vs. Kansas State	Rambusch	Moore	DiChiara	Dyal	LaRue	Howell	Foster	Brown	Hall	Bright
2/23	Troy	Rambusch	Howell	DiChiara	Dyal	Moore	Ware	Foster	Brown	Wyandt	Sheehan
2/25	Yale	Rambusch	Moore	DiChiara	Dyal	LaRue	Ware	Foster	Howell	Hall	Armstrong
2/26	Yale - G1	Rambusch	Moore	DiChiara	Dyal	Ware	Foster	Howell	Farquhar	Wyandt	Gonzalez
2/26	Yale - G2	Rambusch	Moore	DiChiara	Dyal	LaRue	Howell	Brown	Foster	Hall	Bright
3/1	Alabama State	Rambusch	Moore	DiChiara	Dyal	Howell	Ware	Hill	Foster	Wyandt	Copeland
3/2	UAB	Rambusch	Howell	DiChiara	Hill	Foster	Farquhar	Ware	Dyal	Wyandt	Barnett
3/4	Rhode Island	Rambusch	Howell	DiChiara	Hill	Moore	Ware	Dyal	Foster	Hall	Armstrong
3/5	Rhode Island - G1	Rambusch	Howell	DiChiara	Carlson	Ware	Dyal	Moore	Foster	Wyandt	Gonzalez
3/5	Rhode Island - G2	Rambusch	Howell	DiChiara	Hill	Ware	Moore	Dyal	Foster	Wyandt	Bright
3/6	Rhode Island	Rambusch	Howell	Hill	Carlson	Moore	Dyal	Ware	Foster	Wyandt	Mullins
3/8	vs. Tennessee Tech	Rambusch	Howell	Hill	Carlson	Moore	Dyal	Ware	Foster	Wyandt	Barnett
3/11	Middle Tennessee	Rambusch	Howell	Dyal	Carlson	Ware	Hill	Moore	Foster	Hall	Armstrong
3/13	Middle Tennessee - G1	Rambusch	Howell	Dyal	Carlson	Ware	Hill	Moore	Foster	Wyandt	Gonzalez
3/13	Middle Tennessee - G2	Rambusch	Howell	Dyal	DiChiara	Ware	Moore	Farquhar	Hill	Wyandt	Bright
3/17	Ole Miss*	Rambusch	Howell	DiChiara	Carlson	Hill	Ware	Moore	Dyal	Wyandt	Barnett
3/18	Ole Miss*	Rambusch	Howell	DiChiara	Dyal	Ware	Moore	Hill	Farquhar	Bello	Mullins
3/19	Ole Miss*	Rambusch	Howell	DiChiara	Dyal	Ware	Moore	Carlson	Farquhar	Bello	Bright
3/22	vs. South Alabama	Rambusch	Howell	DiChiara	Carlson	Dyal	Moore	Ware	Bello	Farquhar	Barnett
3/25	at Texas A&M*	Rambusch	Howell	DiChiara	Carlson	Dyal	Moore	LaRue	Bello	Farquhar	Mullins
3/26	at Texas A&M*	Rambusch	Howell	DiChiara	Hill	Moore	Dyal	LaRue	Foster	Bello	Bright
3/27	at Texas A&M*	Rambusch	Howell	DiChiara	Carlson	Moore	Bello	Ware	LaRue	Foster	Sheehan
3/29	Jacksonville State	Rambusch	Howell	DiChiara	Hill	Moore	Bello	Foster	Dyal	Land	Armstrong
3/31	at LSU*	Rambusch	Howell	DiChiara	Hill	Moore	Bello	LaRue	Foster	Hall	Mullins
4/1	at LSU*	Rambusch	Howell	DiChiara	Moore	Carlson	Bello	LaRue	Foster	Peirce	Bright
4/2	at LSU*	Rambusch	Howell	DiChiara	Moore	Foster	Bello	LaRue	Dyal	Peirce	Gonzalez
4/5	at UAB	Rambusch	Howell	DiChiara	Moore	Foster	Carlson	Bello	Peirce	LaRue	Barnett
4/8	Vanderbilt*	Rambusch	Howell	DiChiara	Carlson	Moore	Foster	Peirce	LaRue	Bello	Mullins
4/9	Vanderbilt*	Rambusch	Howell	DiChiara	Carlson	Moore	Foster	Peirce	LaRue	Farquhar	Bright
4/10	Vanderbilt*	Rambusch	Howell	DiChiara	Carlson	Moore	Foster	Peirce	LaRue	Bello	Gonzalez
4/12	Samford										
4/14	at Mississippi State*										
4/15	at Mississippi State*										
4/16	at Mississippi State*										
4/19	Alabama State										
4/20	Kennesaw State										
4/22	South Carolina*										
4/23	South Carolina*										
4/24	South Carolina*										
4/26	at Jacksonville State										
4/29	at Tennessee*										
4/30	at Tennessee*										
5/1	at Tennessee*										
5/6	Arkansas*										
5/7	Arkansas*										
5/8	Arkansas*										
5/10	at Troy										
5/13	Alabama*										
5/14	Alabama*										
5/15	Alabama*										
5/17	at Samford										
5/19	at Kentucky*										
5/20	at Kentucky*										
5/21	at Kentucky*										

* - SEC Game

AUBURN 2021 GAME-BY-GAME STARTERS

DATE	OPP	SP	C	1B	2B	3B	SS	LF	CF	RF	DH
2/18	vs. Oklahoma	Sheehan	Dyal	DiChiara	Foster	Farquhar	Moore	Ware	Howell	Rambusch	Hill
2/19	vs. Texas Tech	Gonzalez	Wyandt	DiChiara	Foster	Farquhar	Moore	Ware	Howell	Rambusch	Dyal
2/20	vs. Kansas State	Bright	Dyal	DiChiara	Foster	Rambusch	Moore	Brown	Howell	Hall	LaRue
2/23	Troy	Sheehan	Wyandt	DiChiara	Foster	Rambusch	Moore	Brown	Howell	Ware	Dyal
2/25	Yale	Armstrong	Dyal	DiChiara	Foster	Rambusch	Moore	Hall	Howell	Ware	LaRue
2/26	Yale - G1	Gonzalez	Wyandt	DiChiara	Foster	Farquhar	Moore	Ware	Howell	Rambusch	Dyal
2/26	Yale - G2	Bright	Dyal	DiChiara	Foster	Rambusch	Moore	Brown	Howell	Hall	LaRue
3/1	Alabama State	Copeland	Wyandt	DiChiara	Foster	Rambusch	Moore	Dyal	Howell	Ware	Hill
3/2	UAB	Barnett	Wyandt	DiChiara	Foster	Rambusch	Farquhar	Dyal	Howell	Ware	Hill
3/4	Rhode Island	Armstrong	Dyal	DiChiara	Foster	Rambusch	Moore	Hall	Howell	Ware	Hill
3/5	Rhode Island - G1	Gonzalez	Wyandt	DiChiara	Foster	Rambusch	Moore	Dyal	Howell	Ware	Carlson
3/5	Rhode Island - G2	Bright	Wyandt	DiChiara	Foster	Rambusch	Moore	Dyal	Howell	Ware	Hill
3/6	Rhode Island	Mullins	Wyandt	Hill	Foster	Rambusch	Moore	Dyal	Howell	Ware	Carlson
3/8	vs. Tennessee Tech	Barnett	Wyandt	Hill	Foster	Rambusch	Moore	Dyal	Howell	Ware	Carlson
3/11	Middle Tennessee	Armstrong	Dyal	Hill	Foster	Rambusch	Moore	Hall	Howell	Ware	Carlson
3/13	Middle Tennessee - G1	Gonzalez	Wyandt	Hill	Foster	Rambusch	Moore	Dyal	Howell	Ware	Carlson
3/13	Middle Tennessee - G2	Bright	Wyandt	Hill	Farquhar	Rambusch	Moore	Dyal	Howell	Ware	DiChiara
3/17	Ole Miss*	Barnett	Wyandt	DiChiara	Carlson	Rambusch	Moore	Dyal	Howell	Ware	Hill
3/18	Ole Miss*	Mullins	Dyal	DiChiara	Farquhar	Rambusch	Moore	Bello	Howell	Ware	Hill
3/19	Ole Miss*	Bright	Dyal	DiChiara	Farquhar	Rambusch	Moore	Bello	Howell	Ware	Carlson
3/22	vs. South Alabama	Barnett	Dyal	DiChiara	Farquhar	Rambusch	Moore	Bello	Howell	Ware	Carlson
3/25	at Texas A&M*	Mullins	LaRue	DiChiara	Farquhar	Rambusch	Moore	Dyal	Howell	Bello	Carlson
3/26	at Texas A&M*	Bright	LaRue	DiChiara	Foster	Rambusch	Moore	Dyal	Howell	Bello	Hill
3/27	at Texas A&M*	Sheehan	LaRue	DiChiara	Foster	Rambusch	Moore	Bello	Howell	Ware	Carlson
3/29	Jacksonville State	Armstrong	Dyal	DiChiara	Foster	Rambusch	Moore	Land	Howell	Bello	Hill
3/31	at LSU*	Mullins	LaRue	DiChiara	Foster	Rambusch	Moore	Bello	Howell	Hall	Hill
4/1	at LSU*	Bright	LaRue	DiChiara	Foster	Rambusch	Moore	Bello	Howell	Peirce	Carlson
4/2	at LSU*	Gonzalez	LaRue	DiChiara	Foster	Rambusch	Moore	Bello	Howell	Peirce	Dyal
4/5	at UAB	Barnett	LaRue	DiChiara	Foster	Rambusch	Moore	Bello	Howell	Peirce	Carlson
4/8	Vanderbilt*	Mullins	LaRue	DiChiara	Foster	Rambusch	Moore	Bello	Howell	Peirce	Carlson
4/9	Vanderbilt*	Bright	LaRue	DiChiara	Foster	Farquhar	Moore	Peirce	Howell	Rambusch	Carlson
4/10	Vanderbilt*	Gonzalez	LaRue	DiChiara	Foster	Rambusch	Moore	Bello	Howell	Peirce	Carlson
4/12	Samford										
4/14	at Mississippi State*										
4/15	at Mississippi State*										
4/16	at Mississippi State*										
4/19	Alabama State										
4/20	Kennesaw State										
4/22	South Carolina*										
4/23	South Carolina*										
4/24	South Carolina*										
4/26	at Jacksonville State										
4/29	at Tennessee*										
4/30	at Tennessee*										
5/1	at Tennessee*										
5/6	Arkansas*										
5/7	Arkansas*										
5/8	Arkansas*										
5/10	at Troy										
5/13	Alabama*										
5/14	Alabama*										
5/15	Alabama*										
5/17	at Samford										
5/19	at Kentucky*										
5/20	at Kentucky*										
5/21	at Kentucky*										

* - SEC Game

OVERALL STATS



2022 Auburn Baseball
Overall Statistics for Auburn (as of Apr 10, 2022)
(All games Sorted by Batting avg)



Record: 22-10 Home: 13-7 Away: 5-2 Neutral: 4-1 SEC: 7-5

Player	avg	gp-gs	ab	r	h	2b	3b	hr	rbi	tb	slg%	bb	hp	so	gdp	ob%	sf	sh	sb-att	po	a	e	fld%	
17 DiChiara, Sonny	.452	28-28	93	30	42	13	0	11	32	88	.946	30	6	15	1	.595	2	0	0-0	185	14	2	.990	
1 Rambusch, Blake	.381	32-32	134	29	51	8	1	2	23	67	.500	12	7	18	0	.446	4	2	9-13	23	55	4	.951	
5 Howell, Kason	.315	32-32	127	26	40	12	1	2	24	60	.472	13	6	25	1	.396	3	1	6-7	79	1	2	.976	
4 Moore, Brody	.288	31-31	118	26	34	5	0	2	15	45	.381	17	2	21	1	.381	2	1	2-4	31	68	2	.980	
19 Carlson, Brooks	.288	20-15	66	17	19	2	0	2	11	27	.409	8	1	16	1	.373	0	0	0-0	1	0	1	.500	
16 Hill, Cam	.276	21-15	58	10	16	4	0	0	12	20	.345	8	0	18	0	.358	1	0	0-1	31	1	0	1.000	
7 Foster, Cole	.267	26-26	90	16	24	3	0	4	22	39	.433	15	4	23	2	.394	0	0	0-1	42	66	3	.973	
8 Ware, Bryson	.250	29-20	76	19	19	8	1	1	18	32	.421	9	2	27	1	.341	1	0	3-3	37	2	0	1.000	
6 Dyal, Ryan	.244	26-25	82	21	20	4	0	4	26	36	.439	14	7	26	2	.390	2	1	0-0	109	4	2	.983	

27 Peirce, Bobby	.367	16-6	30	4	11	1	2	0	3	16	.533	3	1	6	0	.441	0	0	0-0	9	0	1	.900	
31 Bello, Mike	.280	21-13	50	12	14	3	0	1	7	20	.400	10	1	9	0	.410	0	1	1-1	24	0	1	.960	
2 Hall, Josh	.269	18-6	26	5	7	1	0	0	2	8	.308	5	0	10	0	.387	0	0	1-1	7	0	0	1.000	
11 Farquhar, Garrett	.250	21-10	40	12	10	1	0	2	8	17	.425	4	2	2	1	.348	0	0	0-0	18	24	0	1.000	
50 Wyandt, Jake	.250	17-12	36	7	9	1	0	1	12	13	.361	4	1	14	0	.333	1	1	1-1	108	11	3	.975	
37 Land, Mason	.214	14-1	14	2	3	0	0	0	1	3	.214	3	1	2	0	.389	0	1	0-0	4	3	0	1.000	
28 LaRue, Nate	.192	20-13	52	10	10	2	0	2	12	18	.346	5	2	22	0	.274	3	0	1-1	114	9	1	.992	
Brown, B.	.167	6-3	12	2	2	0	0	0	3	2	.167	2	2	7	0	.375	0	1	0-0	5	0	0	1.000	
51 Burk, Luke	.143	9-0	7	1	1	0	0	0	0	1	.143	0	0	6	0	.143	0	0	0-0	18	0	0	1.000	
72 Moss, Brody	.000	3-0	2	0	0	0	0	0	1	0	.000	0	0	1	0	.000	1	0	0-0	0	1	0	1.000	
13 Schorr, Ben	.000	1-0	0	0	0	0	0	0	0	0	.000	0	0	0	0	.000	0	0	0-0	1	0	0	1.000	
Totals	.298	32	1113	249	332	68	5	34	232	512	.460	162	45	268	10	.402	20	9	24-33	860	292	25	.979	
Opponents	.252	32	1083	162	273	66	1	29	146	428	.395	134	31	323	19	.347	14	7	19-29	819	269	28	.975	

LOB - Team (282), Opp (249). DPs turned - Team (26), Opp (14). CI - Team (2), Dyal, R. 1, LaRue, N. 1, Opp (1). IBB - Team (10), DiChiara, S. 6, Dyal, R. 2, Hill, C. 1, Rambusch, B. 1, Opp (2).

(All games Sorted by Earned run avg)

Player	era	w-l	app	gs	cg	sho	sv	ip	h	r	er	bb	so	2b	3b	hr	b/avg	wp	hp	bk	sfa	sha		
45 Gonzalez, Joseph	1.95	4-0	7	6	1	0/1	0	32.1	32	8	7	7	24	4	1	0	.267	2	3	0	2	2		
20 Mullins, Hayden	3.04	2-1	8	5	0	0/0	0	23.2	15	8	8	17	32	3	0	3	.185	3	7	0	1	1		
29 Skipper, Carson	3.25	3-0	10	0	0	0/0	0	27.2	25	15	10	6	25	8	0	4	.240	2	2	0	2	1		
40 Burkhalter, Blake	3.47	3-0	14	0	0	0/0	7	23.1	14	10	9	2	33	2	0	4	.167	0	3	0	1	0		
21 Bright, Trace	3.83	2-3	8	8	0	0/1	0	40.0	33	21	17	19	43	9	0	3	.223	4	0	0	0	0		
52 Armstrong, Jordan	3.97	3-1	8	4	0	0/1	0	22.2	27	10	10	7	32	8	0	2	.293	3	4	1	0	0		
18 Barnett, Mason	5.26	1-1	10	5	0	0/0	0	25.2	27	16	15	13	31	7	0	3	.273	3	2	0	2	0		

54 Copeland, Konner	0.00	0-0	2	1	0	0/0	0	2.2	5	1	0	2	1	0	0	0	.455	0	0	0	0	0		
16 Hill, Cam	0.00	0-0	1	0	0	0/1	0	1.0	0	0	0	0	1	0	0	0	.000	0	1	0	0	0		
28 LaRue, Nate	1.69	0-0	5	0	0	0/0	0	5.1	7	1	1	3	4	0	0	1	.318	1	0	0	0	0		
46 Allsup, Chase	2.38	1-0	9	0	0	0/1	1	11.1	9	7	3	8	17	2	0	2	.209	2	3	0	2	0		
9 Granzow, Cade	2.57	0-0	6	0	0	0/1	0	7.0	7	2	2	2	4	2	0	0	.292	2	1	0	2	0		
41 Armstrong, John	3.00	0-0	10	0	0	0/1	0	6.0	6	6	2	6	8	1	0	0	.273	3	0	0	1	1		
34 Bosse, Ben	4.50	0-0	6	0	0	0/2	0	4.0	2	2	2	2	5	0	0	0	.154	3	1	0	0	0		
32 Swilling, Carson	5.17	0-2	10	0	0	0/1	0	15.2	14	9	9	9	18	5	0	1	.246	2	1	0	0	0		
47 Sheehan, Tommy	7.47	1-0	7	3	0	0/0	1	15.2	16	13	13	13	12	4	0	1	.271	2	1	0	1	0		
23 Carlson, Parker	8.59	1-1	5	0	0	0/0	0	7.1	8	7	7	3	10	1	0	3	.267	2	0	0	0	0		
57 Drabick, Tyler	9.00	1-0	7	0	0	0/1	0	7.0	9	9	7	5	13	1	0	2	.310	2	2	0	0	2		
22 Wade, Garrett	10.80	0-0	4	0	0	0/0	0	1.2	0	2	2	3	3	0	0	0	.000	1	0	0	0	0		
43 Isbell, Chase	15.19	0-1	5	0	0	0/0	0	5.1	11	9	9	3	5	6	0	0	.407	2	0	0	0	0		
14 Fuller, Brooks	40.50	0-0	3	0	0	0/0	0	1.1	6	6	6	4	2	3	0	0	.600	0	0	0	0	0		
Totals	4.30	22-10	32	32	1	3/3	9	286.2	273	162	137	134	323	66	1	29	.252	39	31	1	14	7		
Opponents	7.15	10-22	32	32	0	1/1	2	273.0	332	249	217	162	268	68	5	34	.298	42	45	5	20	9		

PB - Team (5), Wyandt, J. 2, Dyal, R. 2, LaRue, N. 1, Opp (11). Pickoffs - Team (4), Wyandt, J. 2, Mullins, H. 1, Allsup, C. 1. SBA/ATT - Dyal, R. (11-12), Wyandt, J. (7-11), Bright, T. (4-6), LaRue, N. (1-5), Armstrong (2-4), Barnett, M. (3-4), Skipper, C. (3-4), Granzow, C. (2-2), Gonzalez, J. (2-2), Mullins, H. (0-2), Copeland, K. (0-1), Sheehan, T. (1-1), Swilling, C. (0-1), Armstrong, J (1-1), Carlson, P. (1-1).

SEC STATS



2022 Auburn Baseball
Conference statistics for Auburn (as of Apr 10, 2022)
(SEC games only Sorted by Batting avg)



Record: 7-5 Home: 3-3 Away: 4-2 SEC: 7-5

Player	avg	gp-gs	ab	r	h	2b	3b	hr	rbi	tb	slg%	bb	hp	so	gdp	ob%	sf	sh	sb-att	po	a	e	fld%	
17 DiChiara, Sonny	.429	12-12	42	12	18	3	0	6	17	39	.929	16	1	10	1	.583	1	0	0-0	84	9	2	.979	
1 Rambusch, Blake	.400	12-12	55	8	22	7	0	0	10	29	.527	4	1	9	0	.443	1	1	3-3	10	23	3	.917	
7 Foster, Cole	.323	8-8	31	8	10	1	0	3	4	20	.645	4	1	8	1	.417	0	0	0-0	14	23	1	.974	
31 Bello, Mike	.306	10-10	36	11	11	2	0	1	4	16	.444	6	1	6	0	.419	0	1	1-1	14	0	1	.933	
4 Moore, Brody	.280	12-12	50	7	14	1	0	1	6	18	.360	5	1	9	0	.351	1	0	1-3	13	28	1	.976	
19 Carlson, Brooks	.278	10-8	36	6	10	1	0	1	6	14	.389	4	0	6	1	.350	0	0	0-0	1	0	1	.500	
5 Howell, Kason	.268	12-12	56	9	15	4	0	1	7	22	.393	4	1	13	1	.328	0	0	3-4	33	1	1	.971	
6 Dyal, Ryan	.182	7-6	22	3	4	0	0	1	4	7	.318	5	0	8	1	.333	0	1	0-0	27	1	0	1.000	
28 LaRue, Nate	.152	10-9	33	6	5	2	0	2	7	13	.394	3	2	12	0	.263	0	0	0-0	85	8	1	.989	

27 Peirce, Bobby	.389	8-5	18	2	7	0	1	0	1	9	.500	3	0	3	0	.476	0	0	0-0	4	0	1	.800	
2 Hall, Josh	.333	5-1	6	2	2	0	0	0	2	2	.333	2	0	2	0	.500	0	0	0-0	4	0	0	1.000	
11 Farquhar, Garrett	.167	5-4	12	2	2	0	0	0	2	2	.167	1	1	1	0	.286	0	0	0-0	9	8	0	1.000	
16 Hill, Cam	.158	7-4	19	2	3	1	0	0	3	4	.211	1	0	8	0	.200	0	0	0-0	0	0	0	.000	
37 Land, Mason	.143	6-0	7	1	1	0	0	0	1	1	.143	0	1	2	0	.250	0	1	0-0	3	0	0	1.000	
8 Ware, Bryson	.118	9-4	17	2	2	2	0	0	2	4	.235	2	0	10	1	.211	0	0	0-0	10	1	0	1.000	
50 Wyandt, Jake	.000	3-1	1	0	0	0	0	0	0	0	.000	0	0	1	0	.000	0	1	0-0	9	4	2	.867	
51 Burk, Luke	.000	1-0	0	0	0	0	0	0	0	0	.000	0	0	0	0	.000	0	0	0-0	1	0	0	1.000	
Totals	.286	12	441	81	126	24	1	16	76	200	.454	60	10	108	6	.381	3	5	8-11	329	117	16	.965	
Opponents	.302	12	443	92	134	35	0	19	83	226	.510	52	13	123	11	.385	9	1	5-14	324	101	10	.977	

LOB - Team (114), Opp (98). DPs turned - Team (11), Opp (6). CI - Team (1), LaRue, N. 1. IBB - Team (4), DiChiara, S. 2, Dyal, R. 1, Rambusch, B. 1, Opp (2).

(SEC games only Sorted by Earned run avg)

Player	era	w-l	app	gs	cg	sho	sv	ip	h	r	er	bb	so	2b	3b	hr	b/avg	wp	hp	bk	sfa	sha		
20 Mullins, Hayden	2.20	1-0	4	4	0	0/0	0	16.1	10	4	4	12	24	2	0	2	.179	3	5	0	1	0		
45 Gonzalez, Joseph	2.40	2-0	2	2	1	0/0	0	15.0	17	5	4	2	9	3	0	0	.279	1	1	0	1	0		
29 Skipper, Carson	5.14	2-0	6	0	0	0/0	0	14.0	15	12	8	3	12	4	0	3	.278	2	2	0	1	1		
32 Swilling, Carson	5.19	0-0	4	0	0	0/0	0	8.2	10	5	5	2	9	3	0	1	.303	0	1	0	0	0		
21 Bright, Trace	7.41	0-3	4	4	0	0/0	0	17.0	21	17	14	11	20	7	0	3	.292	1	0	0	0	0		
40 Burkhalter, Blake	8.00	0-0	6	0	0	0/0	4	9.0	10	8	8	1	15	1	0	4	.278	0	1	0	1	0		

28 LaRue, Nate	0.00	0-0	1	0	0	0/0	0	1.2	1	0	0	1	0	0	0	0	.167	1	0	0	0	0		
52 Armstrong, Jordan	2.08	1-0	2	0	0	0/0	0	4.1	7	1	1	0	7	2	0	0	.389	1	0	1	0	0		
9 Granzow, Cade	5.40	0-0	1	0	0	0/0	0	1.2	2	1	1	1	0	2	0	0	.333	0	0	0	1	0		
46 Allsup, Chase	6.75	1-0	3	0	0	0/0	0	2.2	2	5	2	3	2	0	0	1	.200	0	2	0	2	0		
18 Barnett, Mason	9.00	0-1	3	1	0	0/0	0	8.0	11	8	8	5	12	3	0	3	.333	3	0	0	1	0		
47 Sheehan, Tommy	18.00	0-0	3	1	0	0/0	0	5.0	10	10	10	6	4	3	0	0	.455	0	1	0	1	0		
57 Drabick, Tyler	18.00	0-0	2	0	0	0/0	0	2.0	6	4	4	1	5	0	0	2	.500	0	0	0	0	0		
43 Isbell, Chase	20.25	0-1	3	0	0	0/0	0	4.0	10	9	9	2	4	5	0	0	.455	2	0	0	0	0		
41 Armstrong, John	99.00	0-0	1	0	0	0/0	0	0.0	2	3	2	2	0	0	0	0	1.000	1	0	0	0	0		
Totals	6.40	7-5	12	12	1	0/0	4	109.2	134	92	78	52	123	35	0	19	.302	15	13	1	9	1		
Opponents	6.42	5-7	12	12	0	0/0	0	108.0	126	81	77	60	108	24	1	16	.286	13	10	1	3	5		

PB - Team (4), Wyandt, J. 2, LaRue, N. 1, Dyal, R. 1, Opp (3). SBA/ATT - LaRue, N. (1-5), Bright, T. (3-4), Dyal, R. (3-4), Wyandt, J. (1-4), Skipper, C. (1-2), Mullins, H. (0-2), Armstrong (0-2), Swilling, C. (0-1), Barnett, M. (0-1), Granzow, C. (1-1), Copeland, K. (0-1).

GAME SUMMARY



**2022 Auburn Baseball
Games Summary for Auburn (as of Apr 10, 2022)
(All games)**



Score by innings	1	2	3	4	5	6	7	8	9	EX	Total
Auburn	36	33	38	30	32	25	22	25	6	2	249
Opponents	21	15	9	19	22	24	22	16	11	3	162

Record when ...

Overall	22-10	After 6 leading	18-1
Conference	7-5 trailing	2-6
Non-Conference	15-5 tied	2-3
Home games	13-7	After 7 leading	18-2
Away games	5-2 trailing	2-7
Neutral site	4-1 tied	1-0
Day games	10-7	After 8 leading	19-1
Night games	12-3 trailing	1-7
vs Left starter	5-3 tied	1-1
vs Right starter	17-7		
1-Run games	6-3	Hit 0 home runs	8-5
2-Run games	2-1	... 1 home run	5-1
5+Run games	11-4	... 2+ home runs	9-4
Extra innings	1-3		
Shutouts	3-1	Opponent 0 home runs	13-2
	 1 home run	6-5
Scoring 0-2 runs	1-4 2+ HRs	3-3
..... 3-5 runs	3-4		
..... 6-9 runs	7-2	Made 0 errors	9-3
..... 10+ runs	11-0 1 error	12-6
	 2+ errors	1-1
Opponent 0-2 runs	11-0		
..... 3-5 runs	7-5	Opp. made 0 errors	9-4
..... 6-9 runs	3-1 1 error	7-6
..... 10+ runs	1-4 2+ errors	6-0
Scored in 1st inning	9-4	Out-hit opponent	13-3
Opp. scored in 1st	10-4	Out-hit by opponent	5-6
Scores first	11-3	Hits are tied	4-1
Opp. scores first	11-7		

Record when team scores:

Runs	0	1	2	3	4	5	6	7	8	9	10+
W-L	0-1	0-0	1-3	0-1	2-3	1-0	4-1	1-0	1-1	1-0	11-0

Record when opponent scores:

Runs	0	1	2	3	4	5	6	7	8	9	10+
W-L	3-0	6-0	2-0	2-1	2-1	3-3	0-0	2-0	0-0	1-1	1-4

Record when leading after:

Inn.	1	2	3	4	5	6	7	8
W-L	7-3	11-3	14-3	18-1	19-1	18-1	18-2	19-1

Record when trailing after:

Inn.	1	2	3	4	5	6	7	8
W-L	7-3	6-3	3-4	3-5	1-6	2-6	2-7	1-7


Record when tied after:

Inn.	1	2	3	4	5	6	7	8
W-L	8-4	5-4	5-3	1-4	2-3	2-3	1-0	1-1

Current winning streak: 1
 Longest winning streak: 7
 Longest losing streak: 2

Home attendance : 71214 (20 dates avg = 3560)
 Away attendance : 62588 (12 dates avg = 5215)
 Total attendance: 133802 (32 dates avg = 4181)

TV/RADIO ROSTER



1 BLAKE RAMBUSCH



2 JOSH HALL



4 BRODY MOORE



5 KASON HOWELL



6 RYAN DYAL



7 COLE FOSTER




8 BRYSON WARE



9 CADE GRANZOW



11 GARRETT FARQUHAR



13 BEN SCHORR




14 BROOKS FULLER



16 CAM HILL



17 SONNY DICHIARA



18 MASON BARNETT



19 BROOKS CARLSON



20 HAYDEN MULLINS



21 TRACE BRIGHT




22 GARRETT WADE




23 PARKER CARLSON



27 BOBBY PEIRCE



28 NATE LARUE



29 CARSON SKIPPER



31 MIKE BELLO



32 CARSON SWILLING



34 BEN BOSSE



37 MASON LAND



40 BLAKE BURKHALTER




41 JOHN ARMSTRONG



43 CHASE ISBELL



44 GRANT NEWTON



45 JOSEPH GONZALEZ



46 CHASE ALLSUP



47 TOMMY SHEEHAN



50 JAKE WYANDT



51 LUKE BURK



52 JORDAN ARMSTRONG



54 KONNER COPELAND



57 TYLER DRABICK



72 BRODY MOSS



30 BUTCH THOMPSON



35 KARL NONEMAKER



39 GABE GROSS



15 TIM HUDSON