



2023 AUBURN BASEBALL

AUBURN ATHLETICS COMMUNICATIONS: 392 SOUTH DONAHUE DRIVE || AUBURN, AL 36849 || AUBURNTIGERS.COM || @AUBURN_BASEBALL

2023 SCHEDULE

Day	Date	Opponent	Time/Result
FRI	FEB. 17	INDIANA	W, 8-4
SAT	FEB. 18	INDIANA	W, 6-1
SUN	FEB. 19	INDIANA	L, 2-11
Tue	Feb. 21	vs. North Alabama	W, 13-1 (7)
FRI	FEB. 24	USC	W, 5-3
SAT	FEB. 25	USC	W, 12-6
SUN	FEB. 26	USC	T, 12-12
WED	MAR. 1	FLORIDA A&M	W, 18-8 (7)
FRI	MAR. 3	LIPSCOMB	W, 7-3
SAT	MAR. 4	LIPSCOMB	W, 12-11
SUN	MAR. 5	LIPSCOMB	W, 4-3
TUE	MAR. 7	UAB	W, 4-1
Wed	Mar. 8	at Jacksonville State	W, 6-3
FRI	MAR. 10	SOUTHEASTERN	W, 7-1
SAT	MAR. 11	SOUTHEASTERN	L, 3-8
SAT	MAR. 11	SOUTHEASTERN	L, 7-8
TUE	MAR. 14	GEORGIA TECH	W, 12-11 (12)
Fri	Mar. 17	at #3 Arkansas*	L, 2-7
Sat	Mar. 18	at #3 Arkansas*	L, 3-9
Sun	Mar. 19	at #3 Arkansas*	L, 0-5
Tue	Mar. 21	vs. South Alabama	W, 6-5
THU	MAR. 23	GEORGIA*	W, 7-6 (11)
FRI	MAR. 24	GEORGIA*	W, 6-3
SAT	MAR. 25	GEORGIA*	L, 7-24
TUE	MAR. 28	NORTH ALABAMA	W, 14-1 (7)
Fri	Mar. 31	at #2 Florida*	W, 10-1
Sat	Apr. 1	at #2 Florida*	L, 5-12
Sun	Apr. 2	at #2 Florida*	L, 8-17
Tue	Apr. 4	at UAB	L, 5-6
THU	APR. 6	TEXAS A&M*	L, 5-9
FRI	APR. 7	TEXAS A&M*	W, 10-9
FRI	APR. 7	TEXAS A&M*	L, 6-12
Tue	Apr. 11	at Georgia Tech	L, 8-12 (10)
Fri	Apr. 14	at Alabama*	W, 8-4
Sat	Apr. 15	at Alabama*	L, 2-4
Sun	Apr. 16	at Alabama*	L, 1-6
TUE	APR. 18	SAMFORD	6 PM
FRI	APR. 21	MISSISSIPPI STATE*	6 PM
SAT	APR. 22	MISSISSIPPI STATE*	2 PM
SUN	APR. 23	MISSISSIPPI STATE*	1 PM
TUE	APR. 25	TROY	6 pm
Fri	Apr. 28	at South Carolina*	6 pm
Sat	Apr. 29	at South Carolina*	3 pm
Sun	Apr. 30	at South Carolina*	11 am
FRI	MAY 5	LSU*	6 PM
SAT	MAY 6	LSU*	8 PM
SUN	MAY 7	LSU*	1 PM
Tue	May 9	at Samford	6 pm
Thu	May 11	at Ole Miss*	7 pm
Fri	May 12	at Ole Miss*	6:30 pm
Sat	May 13	at Ole Miss*	2 pm
TUE	MAY 16	JACKSONVILLE STATE	6 PM
THU	MAY 18	MISSOURI*	6 PM
FRI	MAY 19	MISSOURI*	6 PM
SAT	MAY 20	MISSOURI*	2 PM

POSTSEASON

May 23-28	SEC Tournament	TBA
June 2-5	NCAA Regionals	TBA
June 9-12	NCAA Super Regionals	TBA
June 16-26	College World Series	TBA

Home games in **BOLD CAPS**

All home games at Plainsman Park | All times central

* SEC game

GAME 37

AUBURN, ALA. (Samford Stadium-Hitchcock Field at Plainsman Park)



AUBURN TIGERS (20-15-1, 5-10 SEC)

Head Coach: Butch Thompson (Birmingham-Southern, 1992)

Career Record: 281-200-1 (9th season) | Record at Auburn: 242-179-1 (8th season)

VS.



SAMFORD BULLDOGS (21-15, 7-2 SoCon)

Head Coach: Tony David (South Alabama, 1995)

Career Record: 49-44 (2nd season) | Record at Samford: 49-44 (2nd season)

» QUICK HITTERS

- Auburn is 7-2 in midweek games this season and has outscored the opponent 86-48.
- The Tigers won seven straight midweek games to start the year but have dropped the last two contests at UAB and Georgia Tech in walk-off fashion.
- The team has won eight straight midweek games at home dating back to Mar. 29, 2022.
- Auburn is hitting .338 with 106 hits, including 34 extra-base hits, in midweek games.
- The Tigers have registered double digit hits in seven of nine midweek games and are 13-3-1 when recording 10 or more hits in a game this season.
- The team is 15-6-1 at home this year and has won 28 of its last 37 games at Plainsman Park dating back to last year (28-8-1; .770).
- Kason Howell is set to make his 225th career start in Tuesday's game. he ranks third in program history in doubles (65), eighth in at bats (827) and ninth in games played (226).
- Auburn is 76-25-1 all-time against Samford, including 46-13-1 against the Bulldogs at home.
- The Tigers have won five of the eight meetings between the two teams in head coach Butch Thompson's tenure, including three of four at Plainsman Park.

PITCHING MATCHUP

AUBURN

SAMFORD

TUE | FR LHP Zach Crotchfelt (0-2, 5.74) vs. SO RHP Jacob Newman (2-1, 9.00)

GAME INFO

Date: Tuesday, Apr. 18, 2023
Game Time: 6 p.m. CT
Site: Auburn, Ala. / Plainsman Park (4,096)
TV: SEC Network
Talent: Richard Cross (pxp), Gregg Olson (analyst)
Radio: 93.9 FM | AuburnTigers.com
Talent: Andy Burcham, Paul Ellen
Live Stats: StatBroadcast.com
Twitter Updates: @AuburnBaseball
Postgame Recap: AuburnTigers.com
Series History: Auburn leads, 76-25-1
Auburn: Auburn leads, 46-13-1
Birmingham: Auburn leads, 24-7
Neutral: Auburn leads, 4-2
Last Meeting: Auburn 8, Samford 4 (5/17/22)
Streak: W2

AUBURN

20-15-1, 5-10 SEC

Team Leaders

Batting Average: SR IF **Ike Irish** (.377)
Runs: SR OF **Kason Howell** (17)
2B: SR OF **Kason Howell** (17)
HR: SR IF **Bryson Ware** (15)
RBI: SR IF **Bryson Ware** (43)
Stolen Bases: GR OF **Justin Kirby** (6-6)

SAMFORD

21-15, 7-2 SoCon

Team Leaders

Batting Average: SR IF **Stephen Klein** (.370)
Runs: R-SO IF **Garrett Staton** (31)
2B: SR IF **Stephen Klein** (10)
HR: JR IF **John Anderson** (10)
RBI: JR IF **John Anderson** (33)
Stolen Bases: JR IF **Garrett Howe** (8-11)

POTENTIAL STARTING LINEUP

Pos.	#	Player	AVG	AB	R	H	2B	3B	HR	RBI	SB-SBA	BB
C	24	Nate LaRue	.130	77	7	10	1	0	0	5	3-4	8
1B	26	Cooper McMurray	.254	59	14	15	4	0	5	20	0-0	20
2B	1	Caden Green	.256	90	18	23	4	0	2	12	2-3	15
3B	8	Bryson Ware	.355	138	36	49	9	1	15	43	4-5	13
SS	7	Cole Foster	.326	129	33	42	9	0	4	26	1-3	22
LF	3	Chris Stanfield	.320	75	14	24	4	2	2	16	3-3	9
CF	5	Kason Howell	.267	135	28	36	17	0	3	15	3-3	15
RF	14	Justin Kirby	.264	121	25	32	9	1	8	26	6-6	25
DH	18	Ike Irish	.377	146	26	55	16	1	3	33	2-2	17



AUBURN'S RECORD WHEN...

	2023	Under Thompson
Overall	20-15-1	242-179-1
SEC	5-10	84-110
Non-Conference	15-5-1	137-52-1
Postseason	0-0	21-17
Home	15-6-1	161-78-1
Away	3-9	55-78
Neutral	2-0	22-20
Current streak	L2	L2
Last 5 games	1-4	1-4
Last 10 games	2-8	2-8

Situational:

AU scores first	11-5	157-59
Opp. scores first	9-10-1	85-120-1
AU scores 4+ runs	20-8-1	221-81-1
AU scores 3 runs or less	0-7	21-98
AU leads after 7 innings	16-1	196-17
8 innings	14-0	216-14
AU trails after 7 innings	3-13	19-133
8 innings	1-14	8-143
Game tied after 7 innings	1-1-1	22-25-1
8 innings	2-1-1	8-16-1
Extra Innings	2-1	13-19
1-run games	6-2	52-46
2-run games	1-1	3-18
3-run games	3-0	27-23
Games decided by 5+ runs	7-9	107-59
vs. LH Starter	5-3	71-54
vs. RH Starter	15-12-1	172-124-1
More hits than opponent	15-2	178-31
Fewer hits than opponent	4-13	41-137
Hits are tied	1-0-1	21-12-1
AU has 10+ hits	13-3-1	147-65-1
Opp. has 10+ hits	5-10-1	58-111-1
Hit a home run	18-10-1	162-80-1
Opp. hits a home run	9-10-1	108-117-1
AU quality start	2-0	70-22
Opp. quality start	1-5	27-64
AU commits no errors	11-5	111-46
Opp. commits no error	8-9	70-91

By Day:

Sunday	1-4-1	36-34-1
Monday	0-0	3-2
Tuesday	5-2	50-20
Wednesday	2-0	20-7
Thursday	1-1	9-17
Friday	8-2	60-40
Saturday	3-6	60-56
Day Games (first pitch before 6 p.m.)	6-10-1	128-96-1
Night Games (first pitch after 6 p.m.)	14-5	114-83
Doubleheaders	1-3	27-19

By Month:

February	5-1-1	50-15-1
March	13-6	87-47
April	2-8	53-57
May	0-0	34-47
June	0-0	16-10

By Jersey:

White	3-0	60-33
Blue	8-4	51-37
Orange	1-1	50-36
Gray	2-5	30-43
Pinstripes	2-3-1	37-26-1
Cream Throwback	4-2	12-4

UNIVERSITY INFORMATION

Location	Auburn, Ala.
Enrollment	31,526
Founded	October 1, 1856
Nickname	Tigers
Colors	Burnt Orange and Navy Blue
President	Dr. Christopher B. Roberts
Athletics Director	John Cohen
Conference	Southeastern (SEC West)
Stadium / Capacity	Samford Stadium-Hitchcock Field at Plainsman Park / 4,096
Ticket Office Phone	855-282-2010

BASEBALL COACHING / SUPPORT STAFF

Head Coach	Butch Thompson (Birmingham-Southern, 1992)
Record at Auburn / Seasons	242-179-1 (.575) / 8th
Career Coaching Record / Seasons	281-200-1 (.585) / 9th
Assistant Coach	Karl Nonemaker (Vanderbilt, 2002)
Assistant Coach	Gabe Gross (Auburn, 2012)
Pitching Coach	Daron Schoenrock (Tennessee Tech, 1984)
Director of Player Development	Aaron Everett (UT Martin, 2012)
Director of Operations	Greg Drye (Southern Miss, 1998)
Athletic Trainer	Anthony Sandersen (South Dakota State, 2004)
Strength & Conditioning	Chris Joyner (Minnesota State - Mankato, 2001)

PROGRAM HISTORY

Modern Era Program Record (since 1949)	2,050-1,412-5 (.592)
College World Series Appearances / Last	6 / 2022
College World Series Record	4-12 (.250)
NCAA Regional Appearances / Last	23 / 2022
NCAA Regional Record	54-45 (.545)
NCAA Super Regional Appearances / Last	4 / 2022
NCAA Super Regional Record	5-6 (.455)
Last Postseason Opponent	Arkansas / 2022 College World Series
Result	Lost, 11-1

POSTSEASON HISTORY

College World Series Appearances: 6 (1967, 1976, 1994, 1997, 2019, 2022)

Super Regional Appearances: 4 (1999, 2018, 2019, 2022)

NCAA Regional Appearances: 23 (1963, 1967, 1976, 1978, 1987, 1989, 1993-95, 1997-2003, 2005, 2010, 2015, 2017, 2018, 2019, 2022)

NCAA Regional Titles: 8 (1967, 1976, 1994, 1997, 1999, 2018, 2019, 2022)

MEDIA RELATIONS

Baseball Contact: George Nunnelley, Asst. Director - Athletics Comm.

Cell: 502-609-9982

Email: gnnunnelley@auburn.edu

Twitter: @gnunnelley

Associate AD: Kirk Sampson

2023 AUBURN BASEBALL ROSTER

No.	Name	Pos.	Cl.	B/T	Ht.	Wt.	Exp.	Hometown (Previous School)
1	Caden Green	IF	Jr.	R/R	5-11	164	JC	Tulsa, Okla. (Seminole State)
2	Josh Hall	OF	Gr.	L/R	5-9	174	2L	Homewood, Ala. (Ole Miss)
3	Chris Stanfield	OF	Fr.	R/R	6-1	189	FR	Tallahassee, Fla. (Chiles)
4	Carter Wright	C	Jr.	R/R	6-0	195	JC	Blairsville, Ga. (Iowa Western)
5	Kason Howell	OF	5th	R/R	6-0	178	4L	Argyle, Texas (Liberty Christian)
6	Ryan Dyal	C	R-Jr.	L/R	5-10	197	2L	Senoia, Ga. (East Coweta)
7	Cole Foster	IF	Jr.	S/R	6-1	193	2L	Plano, Texas (Plano Senior)
8	Bryson Ware	IF/OF	Sr.	R/R	6-2	193	2L	Madison, Miss. (Pearl River)
9	Brody Moss	IF	So.	L/R	5-11	183	1L	Helena, Ala. (Helena)
10	Brody Wortham	IF	Gr.	R/R	6-1	187	TR	Wedowee, Ala. (West Georgia)
11	Gavin Miller	IF	Fr.	R/R	5-11	192	HS	Oakdale, Pa. (West Allegheny)
12	Drew Nelson	LHP/OF	Fr.	L/L	5-11	198	HS	Troy, Ala. (Pike Liberal Arts)
14	Justin Kirby	OF	Gr.	R/R	5-11	203	TR	Alpharetta, Ga. (Kent State)
16	Cam Hill	IF	Jr.	L/L	6-4	219	2L	Madison, Ala. (Bob Jones)
17	Trevor Horne	RHP	R-Fr.	L/R	6-3	203	RS	Phenix City, Ala. (Glenwood Academy)
18	Ike Irish	C	Fr.	L/R	6-2	202	HS	Hudsonville, Mich. (St. Mary's Prep)
20	Tommy Sheehan	LHP	Gr.	L/L	6-0	210	1L	Brielle, N.J. (Notre Dame)
21	Tommy Vail	LHP	Gr.	R/L	5-11	190	TR	Seattle, Wash. (Notre Dame/TCU)
22	Hayden Murphy	RHP/IF	Fr.	R/R	6-3	185	HS	Chula, Ga. (Tiftarea Academy)
23	Parker Carlson	RHP	So.	R/R	6-1	184	1L	Mobile, Ala. (Faith Academy)
24	Nate LaRue	C	Sr.	R/R	6-3	223	3L	Mobile, Ala. (McGill-Toolen)
25	Tanner Bauman	LHP	Jr.	L/L	6-4	208	JC	Jacksonville, Fla. (St. John's River State)
26	Cooper McMurray	IF	R-So.	L/L	6-3	258	TR	Tulsa, Okla. (Kansas)
27	Bobby Peirce	OF	R-Sr.	R/R	6-0	183	2L	Scottsdale, Ariz. (South Mountain)
28	Elliott Bray	RHP	Fr.	R/R	6-0	219	HS	Hartselle, Ala. (Hartselle)
29	Christian Herberholz	RHP	R-Jr.	R/R	5-11	197	JC	Scottsboro, Ala. (Southern Union)
31	Mike Bello	OF	So.	L/L	6-0	203	1L	Oak Ridge, N.J. (Pope John XXIII)
33	Will Cannon	RHP	So.	R/R	6-1	187	JC	Phenix City, Ala. (Northwest Florida State)
41	John Armstrong	RHP	So.	R/R	5-11	225	1L	Marietta, Ga. (Harrison)
43	Chase Isbell	RHP	Sr.	R/R	6-2	210	1L	Springville, Ala. (Samford)
44	Ryan Olson	RHP	Fr.	R/R	6-1	206	HS	Auburn, Ala. (Auburn)
45	Joseph Gonzalez	RHP	Jr.	R/R	6-4	233	2L	Humacao, P.R. (Leadership Christian Academy)
46	Chase Allsup	RHP	So.	R/R	6-1	238	1L	Dothan, Ala. (Dothan)
47	Cameron Keshock	RHP	Fr.	R/R	6-6	215	HS	Spanish Fort, Ala. (Spanish Fort)
51	Ty Mauldin	IF	Jr.	L/R	6-0	196	JC	Trussville, Ala. (Snead State)
54	Konner Copeland	LHP	Sr.	L/L	6-2	178	1L	Mobile, Ala. (Pensacola State)
77	Zach Crotchfelt	LHP	Fr.	L/L	6-2	210	HS	Jackson, N.J. (Jackson Memorial)

COACHES & STAFF

30	Butch Thompson	Head Coach
36	Karl Nonemaker	Assistant Coach
39	Gabe Gross	Assistant Coach
40	Daron Schoenrock	Pitching Coach
	Aaron Everett	Director of Player Development
	Greg Drye	Director of Operations
	Sara Elizabeth Jackson	Special Assistant to the Head Coach
	Chris Joyner	Strength & Conditioning
	Anthony Sandersen	Athletic Trainer
	Wyn Grantham	Athletic Trainer Intern

PRONUNCIATION GUIDE

Tanner BAUMAN BOW-man (of a boat)
 Ryan DYAL.....DIAL
 KASON Howell..... KAY-son
 Chase ISBELL.....IZ-bull
 Cameron KESHOCK..... KEY-shock
 Ty MAULDIN MALL-den
 Daron SCHOENROCK SHOW-in-rock
 Brody WORTHAM.....WORTH-um

30 BUTCH THOMPSON HEAD COACH

THE AUBURN SKIPPER

- Nine College World Series appearances / 18 postseason appearances
- 2013 National Runner-up (Mississippi State)
- 2001 National Champion (Birmingham-Southern)
- 2014 Baseball America/ABCA National Assistant Coach of the Year
- 2006 FCA Coach of the Year
- Coached 20 pitchers who went on to pitch in the Major Leagues
- Recruited and coached 38 pitchers who were drafted out of college that weren't drafted out of high school

Butch Thompson enters his eighth season at the helm of the program in 2023, posting a record of 222-164 in his first seven seasons. He has led the program to the College World Series in two of the last three postseasons.

Butch Thompson was named Auburn's head baseball coach on October 22, 2015 and enters his eighth season with the Tigers in 2023.

Thompson has returned the Tigers to prominence in seven seasons on The Plains as he has guided the team to a 222-164 overall record and has advanced to the NCAA Tournament four of the last five postseasons, including three Super Regional appearances in the last four years and two trips to the College World Series in the last three postseasons.

Thompson, who spent three seasons as an assistant coach and recruiting coordinator at Auburn from 2006-08, returned to The Plains after seven seasons at Mississippi State as both associate head coach and pitching coach.

A native of Amory, Miss., Thompson has coached 33 Division I All-Americans and 43 all-conference performers. He has seen 20 of his former pitchers called up to Major League Baseball, including 14 since 2014. Thompson has also turned 38 pitchers who went undrafted out of high school into MLB draft picks.

Along with his pitching pedigree, Thompson is also considered one of the top recruiters in the country. Since 2003, he has secured 15 recruiting classes that were ranked in the top 10 by either Baseball America or Perfect Game, including the program record No. 4 class in 2017 and No. 5 class in 2022. His classes signed from 2006-08 at Auburn each ranked in the top 18 nationally.

In 30 years of coaching at the collegiate level, including 21 in the Southeastern Conference, Thompson has coached nine College World Series participants, including leading the Tigers to the program's first trip to the College World Series in 22 years in 2019 and taking the team back for the second time in three seasons in 2022. Auburn is one of six programs to appear in two of the last three College World Series, and Thompson is one of five active SEC coaches who have taken their program to a pair of College World Series in a three-year span. Thompson has also coached one national champion and a national runner-up, won nine conference championships and made 18 postseason appearances.

Thompson was named the 2006 Fellowship of Christian Athletes SEC Coach of the Year while at Auburn and the 2014 Baseball America and American Baseball Coaches Association (ABCA) National Assistant Coach of the Year while at Mississippi State.

During his tenure with the Tigers, Thompson has led the team to three straight NCAA Tournament appearances from 2017-19 for the first time since 2001-03, including back-to-back super regionals in 2018 and 2019 for the first time in program history. Auburn has finished five of Thompson's seven seasons in the top 25, including three in the top 10. The No. 5 national ranking to finish 2022 was tied for the second highest mark in program history.

The 2022 season marked one of the most successful in recent program history as the Tigers went 43-22 overall and 16-13 in SEC play. The 43 wins were tied for the most since 1999, and the winning conference record marked the Tigers' third under Thompson after doing so just once from 2004-15.

Auburn went 37-18 in the regular season and lost back-to-back games on just three occasions before being selected as a regional host for the first time since 2010. The Tigers swept Southeastern, Florida State and UCLA in the regional, outscoring them 51-18 in the process, before becoming the first team to defeat Oregon State in a home super regional by taking down the Beavers in a dramatic winner-take-all game three. Auburn moved on to Omaha and defeated Stanford 6-2 to secure the program's first College World Series win since 1997.

In seven seasons at MSU, Thompson made four NCAA regional trips, two Super



Regionals, won the SEC Tournament and advanced to the College World Series finishing as NCAA runner-up in 2013. In three of his last four seasons in Starkville, the Bulldogs' staff ERA finished no higher than 3.06. Thompson's 2013 pitching staff was one of two nationally to finish in the top 15 in ERA, strikeouts per nine innings and hits allowed per nine innings.

In addition to his experience at Auburn and Mississippi State, Thompson also spent four seasons at Georgia from 2002-05, including a trip to the College World Series in 2004. While there, he guided the development of future Major Leaguers Josh Fields, Mitchell Boggs and Brooks Brown.

Thompson launched his coaching career as pitching coach and top assistant at Huntingdon College (Ala.) in 1993, before returning to his alma mater in Birmingham, where he helped lead the Panthers to back-to-back Southern States Conference Championships and in 1995 coached BSC to its first NAIA World Series berth.

Thompson left BSC briefly to serve as head coach at Jefferson State Community College in Birmingham in 1997. While at JSCC, he was honored as the Regional Tournament Coach of the Year, the ABCA Alabama Junior College Coach of the Year and the Southeast Region Coach of the Year after guiding JSCC to a 39-21 mark, the AJCAA Region 22 State Championship and a third-place finish in the NJCAA Division II World Series.

He returned to Birmingham-Southern as top assistant the following season, beginning a four-year run during the most successful span in BSC baseball history. The Panthers won 196 games and four TranSouth Conference Championships and made three-consecutive appearances in the NAIA World Series. BSC's 2001 team posted a school-best 55-11 mark and captured the NAIA National Championship.

In 2002, Thompson joined the SEC baseball coaching fraternity as a pitching coach and recruiting coordinator at Georgia and has been a part of the league for the past 17 seasons.

Thompson currently serves as the large-school representative for the Alabama Baseball Coaches Association and is an All-American committee member representing the South region for the ABCA.

Thompson prepped at Amory (Miss.) High School and later starred as a pitcher at Itawamba (Miss.) Community College from 1989-90. He is a member of both the ICC Athletic Hall of Fame (Class of 2014) and MACCC Hall of Fame (Class of 2021).

Thompson earned a Bachelor's Degree in History at BSC in 1992 and completed a Master's Degree in Sports Administration at UAB in 1996. He is married to the former Robin Ashe of Birmingham, Ala., and they are the parents of three daughters --- Anna, Olivia and Madelyn Gail.

HONORING AN AUBURN LEGEND

- Auburn unveiled a statue of Frank Thomas outside of Plainsman Park on Saturday, Apr. 8.
- Following a three-year career at Auburn when he hit .382 with 49 home runs and 205 RBI, Thomas was selected by the Chicago White Sox with the seventh overall pick in the 1989 MLB Draft and went on to enjoy a 19-year MLB career with the White Sox, Athletics and Blue Jays.
- Thomas is the only player in MLB history with seven straight seasons of 20 or more home runs, 100+ RBI, 100+ walks and a .300+ average.
- He was elected into the National Baseball Hall of Fame in his first year of eligibility in 2014 and remains the only SEC baseball player to earn the distinct honor.



NOTABLE QUOTES


"I'm so humbled, grateful and thankful for this distinct honor. I never imagined any of this when I started chasing my dream here at Auburn University. At Auburn I became a man. I was so blessed to have coaches who pushed me to new heights and instilled toughness and a will to win that I never knew existed until then. Auburn set me on a path to my hall of fame career that resulted from hard work, dedication and commitment. I learned there that there are no shortcuts to success and I carry that lesson with me today." ~ **Frank Thomas**

"To get to a day like this marks exponential growth and I know the best is yet to come. Our players, through their highest of highs of Omaha and through their grind of tough days, have examples. Frank, you're another example for us all. For our student-athletes, for our university, for our future generations." ~ **Butch Thompson**



WELCOME TO THE SHOW

- Former Auburn slugger Edouard Julien made his MLB debut with the Minnesota Twins on Wednesday, Apr. 12, becoming the 58th big leaguer in program history, including the seventh since Aug. 2020.
 - Case Mize (Tigers): Aug. 17, 2020
 - Ben Braymer (Nationals): Aug. 28, 2020
 - Josh Palacios (Blue Jays): Apr. 9, 2021
 - Keegan Thompson (Cubs): May 2, 2021
 - Gabe Klobosits (Nationals): July 30, 2021
 - Davis Daneil (Angels): June 11, 2021
 - Edouard Julien (Twins): Apr. 12, 2023
- Auburn's seven players called up to MLB since Aug. 2020 are tied for the second most in the Southeastern Conference.



- A two-year starter for the Tigers from 2018-19, Julien totaled 27 home runs and 126 RBI in his time on the Plains, marking the most RBI of any player in the Southeastern Conference during the span.
- Rated by MLB Pipeline as the Twins' No. 4 prospect and the No. 96 prospect in all of baseball, Julien is a .283 career minor league hitter with 48 doubles, 37 home runs and 142 RBI in 233 games at the start of his third professional season. His 215 walks and .437 on-base percentage since the start of the 2021 season are the best in minor league baseball during the span.
- Julien, who is a two-time MiLB.com Organizational All-Star and member of the 2022 MLB Pipeline All-Prospect Second Team, earned a spot on the Twins' 40-man roster entering 2023 and went 8-for-23 (.348) with three home runs and six RBI in eight games at Spring Training. He was selected to represent Team Canada at the World Baseball Classic, where he went 7-for-13 with two doubles, two home runs, five walks, five runs and a stolen base.
- Julien recorded his first career MLB hit with a single off the wall in an 11-2 win against the Yankees on Apr. 13. He came back around in the first inning and hit his first career MLB home run to left field.

NATIONAL POLLS

NEWS & NOTES

BASEBALL AMERICA

Apr. 17

1. LSU*
2. Florida*
3. Wake Forest
4. Vanderbilt
5. Arkansas*
6. South Carolina*
7. East Carolina
8. Coastal Carolina
9. Virginia
10. Campbell
11. Stanford
12. Kentucky
13. Louisville
14. Texas
15. Texas Tech
16. Miami
17. North Carolina
18. Arizona State
19. Oregon State
20. Oregon
21. Dallas Baptist
22. UTSA
23. UConn
24. Oklahoma State
25. Southern Miss

D1 BASEBALL

Apr. 17

1. LSU*
2. Wake Forest
3. Florida*
4. Vanderbilt
5. Arkansas*
6. South Carolina*
7. East Carolina
8. Virginia
9. Stanford
10. Coastal Carolina
11. Campbell
12. Louisville
13. Kentucky
14. Texas
15. UConn
16. Texas Tech
17. Miami
18. North Carolina
19. Arizona State
20. Boston College
21. Oregon State
22. UCLA
23. Oregon
24. Southern Miss
25. UTSA

USA TODAY

Apr. 17

1. LSU*
2. Wake Forest
3. Florida*
4. Vanderbilt
5. Arkansas*
6. South Carolina*
7. Virginia
8. East Carolina
9. Stanford
10. Louisville
11. Kentucky
12. Campbell
13. Coastal Carolina
14. Texas
15. UConn
16. North Carolina
17. Boston College
18. Miami
19. Texas Tech
20. Tennessee
21. Arizona State
22. UCLA
23. Oregon
24. Oklahoma State
25. Oregon State

NCBWA

Apr. 10

1. LSU*
2. Wake Forest
2. Florida*
4. Vanderbilt
5. Arkansas*
6. Virginia
7. South Carolina*
8. Stanford
9. East Carolina
10. Louisville
11. Kentucky
12. Tennessee
13. North Carolina
14. Boston College
15. FGCU
16. Campbell
17. Oklahoma State
18. Coastal Carolina
19. Texas
20. Texas Tech
21. UCLA
22. UConn
23. Arizona State
24. Miami
25. West Virginia

PERFECT GAME

Apr. 17

1. LSU*
2. Florida*
3. Wake Forest
4. Vanderbilt
5. Arkansas*
6. South Carolina*
7. East Carolina
8. Virginia
9. Stanford
10. Louisville
11. Kentucky
12. UCLA
13. Texas Tech
14. North Carolina
15. Campbell
16. Coastal Carolina
17. Boston College
18. Dallas Baptist
19. Tennessee
20. Indiana*
21. UConn
22. Oregon
23. Southern Miss
24. Miami
25. Texas

COLLEGIATE BASEBALL

Apr. 17

1. LSU*
2. Vanderbilt
3. Wake Forest
4. Arkansas*
5. Florida*
6. South Carolina*
7. Virginia
8. Arizona State
9. Kentucky
10. Louisville
11. Stanford
12. Texas
13. Cal State Fullerton
14. East Carolina
15. Miami
16. Oregon
17. North Carolina
18. UC Santa Barbara
19. TCU
20. Campbell
21. Texas Tech
22. Indiana State
23. Indiana*
24. Kent State
25. UTSA

AUBURN IN THE POLLS

BA D1 CB NC PG USA

Pre. 22 NR NR NR 17 NR
 2/20 23 NR NR NR 17 --
 2/27 23 NR NR NR 13 NR
 3/6 20 NR 20 NR 11 25
 3/13 NR NR 24 NR 18 NR
 3/20 NR NR NR NR NR NR

BA D1 CB NC PG USA

3/27 NR NR NR NR NR NR
 4/3 NR NR NR NR NR NR
 4/10 NR NR NR NR NR NR
 4/17 NR NR NR NR NR NR

SCOUTING THE BULLDOGS

- Samford enters the week with a 21-15 overall record and sits atop the Southern Conference standings with a 7-2 record in league play.
- The Bulldogs are coming off a sweep vs. Toledo and are 15-5 in their last 20 games dating back to Mar. 15.
- Offensively, the team is hitting .276 with 60 doubles and 50 home runs and are led by a pair of everyday players in Stephen Klein and Jayden Davis hitting .370 and .358, respectively.
- On the mound, the Bulldogs have turned in a 5.80 staff ERA with 304 strikeouts and 168 walks in 299.2 innings.

SCORING APLENTY

- Auburn has scored five or more runs in 14 straight games from Mar. 21 through Apr. 14.
- The streak marked the longest since scoring five or more runs in 17 straight games at the end of the 2008 season and beginning of the 2009 season.
- The Tigers managed a combined three runs in the final two games of the series at Alabama to snap the streak.

TALE OF TWO TAPES

- Through the middle game vs. Georgia on Mar. 24, Auburn started the season 16-0-1 when scoring four or more runs.
- Since that game against the Bulldogs, the Tigers are 4-7 when scoring four or more runs.

COMEBACK KIDS

- After winning 22 games in which they trailed last year, the Tigers have notched 10 comeback wins this season.
- Thirty-two of the Tigers' 63 wins since the start of last season are comebacks.

THREE KEYS TO THE GAME

- Auburn's points of emphasis this season are producing the biggest inning, fewest freebies and most baserunners.
- The team that has produced the biggest inning is 28-3 (.903). Five games have had an equal biggest inning with one ending in a tie and three in one-run wins, including two in extra innings.
- The team that has produced the most baserunners in a game is 28-7-1 (.792).
- The team that has issued the fewest freebies is 22-9-1 (.703). Four games have been tied on freebies.

WARE-ING 'EM OUT

- Coming into the year a .246 hitter in 92 games, Bryson Ware leads the team and ranks top 10 in the SEC in homers (15), RBI (43), slugging percentage (.761) and total bases (105) while hitting at a .355 clip.
- Ware reached base in a career best 35 straight games dating back to his final game played in 2022 through the series opener at Alabama on Apr. 14 and went on a career-best 18-game hit streak from Mar. 14-Apr. 14.
- His hit streak was the longest in the league at the time and the longest by an Auburn player since Anfernee Grier recorded a hit in 22 straight from 2015-16.
- He and LSU's Dylan Crews are the only two players to have reached in the first 34 games of the season.
- Ware was named the No. 4 third baseman in D1 Baseball's latest position power rankings and a Second Team Midseason All-American.

GOLDEN SPIKES WATCH LIST

- Ware was one of 45 student-athletes named to the Golden Spikes Award Midseason Watch List earlier this month.
- He is the sixth Auburn player since 2016 to earn the distinction.
 - Anfernee Grier (2016)
 - Keegan Thompson (2017)
 - Casey Mize (2017, '18)
 - Tanner Burns (2019)
 - Sonny DiChiara (2022)
 - Bryson Ware (2023)

BOBBY BARRELS

- Bobby Peirce registered Auburn's first five-hit game of the season and finished a homer shy of the cycle at Georgia Tech.
- In 15 games since returning to the lineup from a hamstring injury against Georgia on Mar. 23, Peirce leads the team with 18 runs and is second with a .328 average and 19 hits.

COOP COMES BACK CRUSHING

- Cooper McMurray returned to the lineup from an ankle injury with a pair of pinch hits vs. Georgia - single and two-RBI double.
- He has four doubles, three homers and 14 RBI in 14 games since his return.
- McMurray leads the team with a .458 on-base percentage and is third with five homers despite missing three weeks with the injury.

WE WANNA BE LIKE IKE

- Ike Irish ranks second in the SEC to teammate Kason Howell and ninth in the NCAA in doubles (16), fifth in the SEC in hits (55), including fourth among freshmen nationally, and was named a Perfect Game Midseason Freshman All-American earlier this week.
- Irish collected multiple hits in 13 of his first 17 career games and is tied with Florida's Jac Caglianone for the SEC lead with 20 multi-hit games this season.

HOWELL'S HOLDING IT DOWN

- Senior captain Kason Howell has started in 148 of the last 149 games dating back to 2021.
- With 226 career games played, Howell is 21 games shy of breaking the program record.
- He is third in program history and the NCAA active career leader in doubles (65), and also ranks eighth in Auburn history in at-bats (827) and ninth in games played.

FOSTER CAUGHT FIRE

- Cole Foster registered back-to-back four-hit games on Mar. 8 and Mar. 10, becoming the first Auburn player since SEC Player of the Year Hunter Morris in 2010.
- Foster went on a career best 11-game hitting streak from Feb. 24-Mar. 17, hitting .523 (23-for-44) with 13 runs, three doubles, two homers and 16 RBI during the streak.
- He was rated by D1 Baseball as the No. 12 shortstop in the country in the midseason positional power rankings.

CANNON CAN BRING IT

- Will Cannon made a pair of starts in weeks three and four of SEC play but returned to the bullpen last week and finished the middle series opener at Alabama.
- In his first start in an Auburn uniform, he held the nation's ninth highest scoring offense to one run in 4.0 innings.
- Cannon leads the team and ranks second in the league with a 2.35 ERA in SEC play.

FRESH FACES

- Twenty of Auburn's 37 players on the roster are new to the program this season.
- Auburn has started at least four new players in 31 straight games and in 34 of 36 contests this season.

FAB FIVE FROSH

- Auburn's five freshmen in Perfect Game's top 100 were the second most in the country.
 - Zach Crotchfelt; LHP; Jackson, N.J.
 - Ike Irish; C/DH; Hudsonville, Mich.
 - Gavin Miller; IF; Oakdale, Pa.
 - Hayden Murphy; RHP; Chula, Ga.
 - Chris Stanfield; OF; Tallahassee, Fla.

RECRUITING RANKINGS

- The Tigers 2022 incoming class was ranked unanimously in the top 10 by Perfect Game (No. 5), Baseball America (No. 6), Collegiate Baseball (No. 8) and D1 Baseball (No. 10).
- Perfect Game's No. 5 ranking is tied for the second highest in program history, trailing only the No. 4 class from 2017.
- Auburn's next two classes for 2023 and 2024 are also ranked in the top 10 by Perfect Game.

PRESEASON PROGNOSIS

- Despite being one of six programs in the country to advance to the College World Series twice in the last three postseasons - Auburn, Arkansas, Mississippi State, Texas, Stanford and Vanderbilt - the Tigers went unranked in four of the six major preseason polls and were voted on by league head coaches to finish sixth in the SEC West.

ACCOLADES FOR THE ASSISTANTS

- Assistant coaches Karl Nonemaker and Gabe Gross both took home hardware in 2022.
- Nonemaker was named the American Baseball Coaches Association NCAA Division I Assistant Coach of the Year and Gross earned Alabama Baseball Coaches Association Division I Assistant Coach of the Year honors.

SEC EXPERIENCE ON STAFF

- Auburn's coaching staff includes 43 years of experience as a SEC coach.
 - Butch Thompson: 21 years
 - Karl Nonemaker: 8 years
 - Gabe Gross: 7 years
 - Daron Schoenrock: 7 years

THE ROAD TO OMAHA

- Auburn advanced to the College World Series for the second time in the last three postseasons in 2022.
- The Tigers hosted a regional for the first time in 12 years and outscored the opponents by a combined score of 51-18, marking the most runs by a SEC team in a three-game regional.
- The team then became the first program to defeat Oregon State in a home super regional, and secured the program's first win in Omaha since 1997 with a 6-2 win against Stanford.

BIG SHOES TO FILL

- The Tigers have been tasked with replacing its top four hitters - Sonny DiChiara, Blake Rambusch, Brooks Carlson and Brody Moore - and five of its top pitchers - Mason Barnett, Trace Bright, Blake Burkhalter, Hayden Mullins and Carson Skipper - from 2022.
- Eight of the nine players listed above were drafted in the top 17 rounds of last year's MLB Draft, marking a program record for top 20 round picks.

THE 2022 MLB DRAFT WAS A DANDY

- Auburn had eight players selected in the 2022 MLB Draft, all previously undrafted.
- The eight draft picks were the second most in program history, third most in the SEC and tied for the fifth most in the country.
- The four picks in the top five rounds were the most in program history, as were the eight picks in the top 20 rounds.
- It marked the 48th consecutive year the Tigers had at least one player selected, tied for the longest active streak in the SEC.
- It marked the program record seventh straight season Auburn had a top-five-round pick.

THOMPSON'S TENURE

- In seven years under Butch Thompson, Auburn has had 36 draft picks, including 16 in the top 10 rounds and 12 in the top five rounds.
- Both top-10 and top-five rounds totals are good for the most in a seven-year span in program history.

PACK OUT PLAINSMAN PARK

- Auburn has sold out of season tickets for the third straight season (2020, 2022-23), selling a record number in advance of 2023.
- Already with nine sellouts this season, including all three games in the first two home SEC series, seven of the team's nine remaining SEC home games are pre-sellouts.
- The program shattered the previous single-season attendance record from 2004 by more than 16,000, welcoming 127,947 fans through the gates of Plainsman Park in 2022.

THE LAST TIME...

BATTING SUPERLATIVES

5 hits in a game
6 hits in a game

Reached base 6 times
Reached base 7 times

4 runs in a game
5 runs in a game
6 runs in a game

10-game hitting streak
15-game hitting streak
20-game hitting streak
25-game hitting streak
30-game hitting streak

3 doubles in a game
4 doubles in a game

2 triples in a game
3 triples in a game

2 home runs in one game
3 home runs in one game

7 RBI in a game
8 RBI in a game
9 RBI in a game
10 RBI in a game

Grand slam home run
Inside-the-park home run
HR to begin game
Two HR in one inning
HR in consecutive at-bats
HR in three consecutive at-bats
HR in consecutive games
HR in three consecutive games
HR in three consecutive SEC games
HR in four consecutive games
HR in four consecutive SEC games
HR in five consecutive games
Walk-off HR
Pinch-hit HR
Pinch-hit grand slam
HR in first at-bat of season
HR in both games of DH

Hit for the cycle

Hit from both sides of plate
in same inning
Two hits in same inning

Stole home
Stole two bases in a game
Stole three bases in a game

Hit by a pitch 2 times in a game
Hit by a pitch 3+ times in a game

Scored 20 or more runs
Scored 25 or more runs
Scored 30 or more runs

Scored 5 runs in an Inning
Scored 6 runs in an Inning
Scored 7 runs in an Inning
Scored 8 runs in an Inning
Scored 9 runs in an Inning
Scored 10+ runs in an Inning
Recorded 10+ hits in an Inning
Scored in every inning

Recorded 15-19 hits
Recorded 20 or more hits

Hit 3 or more home runs in an inning
Hit 3 or more home runs in a game
Hit 5 or more home runs in a game
Hit 7 or more home runs in a game
Hit back-to-back home runs
Hit back-to-back-to-back home runs

Had 5 doubles
Had 6 doubles
Had 7 doubles
Had 8 doubles
Had 9+ doubles

Stole 5 bases in a game
Stole 6 bases in a game
Stole 7 bases in a game
Stole 8 bases in a game

Walked 10+ times
Did not strike out in a game

Bobby Peirce at Georgia Tech [5-for-5] (4/11/23)
Tyler Johnstone vs. Elon [6-for-7, 2B, 3B] (2/25/05)

Kason Howell vs. Florida State [4-5, 2 BB] (6/4/22)
Brody Moore vs. Florida State [5-5, 2BB] (6/4/22)

Brody Moore vs. Florida State (6/4/22)
Sonny DiChiara vs. Florida State (6/4/22)
Bryson Ware vs. Alabama A&M (2/24/21)

Bobby Peirce, 10 games (current)
Bryson Ware, 17 games (current)
A. Grier, 22 games, (5/31/15-3/22/16)
Justin Fradejas, 27 games (3/23-5/7/10)
Casey Dunn, 31 games (2/22 [G1]-4/15/97)

Kason Howell vs. Lipscomb (3/3/22)
Ken Dempsey vs. Georgia (1971)

Jay Gonzalez vs. Alabama State (2/28/12)
never

Cooper McMurray vs. Texas A&M (4/7/23)
Cole Foster vs. Southeastern (6/3/22)

Justin Kirby vs. USC (2/26/23)
Justin Bryant at Georgia (3/19/10)
Cole Foster vs. Southeastern (6/3/22)
Bob Berry vs. Huntington (4/15/82)

Justin Kirby vs. USC (2/26/23)
Kason Howell vs. Southeastern (3/11/23)
Ryan Bliss vs. #11 Ole Miss (5/25/21)
Cole Foster vs. Southeastern [1st] (6/3/22)
Bryson Ware at #3 Arkansas (3/18/23)
Edouard Julien (2/20-22/19)
Bryson Ware/Ike Irish (3/28-31/23)
Bryson Ware (3/25-31/23)
Trent Mummy (4/17-23/10)
Bryson Ware (3/3-7/23)
Mike Bianucci (5/2-9/08)
Tim Lemons (4/6-10/85)
Kason Howell vs. Yale (G1 - 2/26/22)
Cam Hill vs. Kentucky (3/26/21)
Edouard Julien vs. BYU (G1 - 3/3/18)
Steven Williams vs. Longwood (2/17/18)
Dylan Ingram at #7 Mississippi St. (4/29/17)

Judd Ward [3B, 1B, HR, 2B] vs. Illinois-Chicago (G1 - 2/15/20)

Cole Foster [1st inn.]
vs. Southeastern (6/3/22)

Cole Foster [HR, HR] vs. Southeastern [1st] (6/3/22)

Josh Hall vs. Kansas State (2/20/22)
Kason Howell vs. Texas A&M (4/6/23)
Anfernee Grier vs. Southern (2/26/16)

Bryson Ware at #2 Florida (4/2/23)
Dan Glevenyak at Alabama (4) (4/11/14)

21 vs. Florida State (6/4/22)
25 vs. Longwood (2/17/18)
33 vs. Alabama A&M (2/24/21)

5, vs. Texas A&M (1st) (4/6/23)
6, at #2 Florida (2nd) (3/31/23)
7, vs. Lipscomb (1st) (3/4/23)
8, at UAB (5th) (3/19/19)
9, vs. Rhode Island (1st) (G1 - 3/5/22)
11, vs. Florida A&M (1st) (3/1/23)
11, vs. Furman (5th) (2/12/00)
vs. Coppin State (3/18/14)

17, vs. Lipscomb (3/4/23)
20, vs. Georgia Tech (3/14/23)

3, vs. Florida A&M [1st] (3/1/23)
3, at #2 Florida (4/2/23)
7, vs. Southeastern (6/3/22)
7, vs. Southeastern (6/3/22)
C. Foster & S. DiChiara vs. Southeastern (1st) (6/3/22)
R. Bliss, T. Miller & R. Woley vs. Texas A&M (1st) (5/15/21)

5, vs. Lipscomb (3/3/23)
6, vs. Jacksonville State (4/21/21)
7, vs. Chicago State (3/8/20)
8, vs. Lipscomb (3/4/23)
11, vs. Alabama A&M (2/24/21)

5, vs. Bethune-Cookman (5/6/14)
6, vs. #21 Tennessee (3/17/19)
7, vs. Presbyterian (5/8/12)
8, vs. Alcorn State (2/22/12)

11, vs. North Alabama (3/28/23)
vs. Belmont (3/11/12)

PITCHING SUPERLATIVES

INDIVIDUAL
Nine-inning no-hitter
Nine-inning no-hitter (combined)

Seven-inning no-hitter

Nine-inning perfect game
Seven-inning perfect game

Nine-inning one-hitter (individual)
Nine-inning one-hitter (combined)

Five-inning one-hitter

Nine-inning two-hitter

Complete game
Complete game shutout
Consecutive complete games

Struck out 10 batters
Struck out 11 batters
Struck out 12 batters
Struck out 13 batters
Struck out 15 batters

TEAM
Struck out 15+ batters
Struck out 20+ batters

Struck out 15 batters consecutive games
Shut out an opponent
Consecutive shutouts
Three straight shutouts
Shut out an SEC opponent
Shut out an SEC opponent on the road
Consecutive SEC shutouts
Consecutive SEC shutouts on the road

Was shut out
Was held to one hit
Was no hit

FIELDING SUPERLATIVES
2 errors in a game
3 errors in a game
4 errors in a game

3 double plays turned in a game
4 double plays turned in a game
5 double plays turned in a game

Triple play (Auburn)
Triple play (Opponent)

Threw a runner out at HP to end game

MISC. SUPERLATIVES
Won 10 or more consecutive games
Won 15 or more consecutive games
Won 8 or more consecutive SEC games
Lost 5 or more consecutive games

Home winning streak
Road winning streak
Season-opening winning streak

Extra-innings victory
Extra-innings loss

Swept a 3-game series
Swept a road series
Swept a road SEC series
Swept a SEC series
Swept a 4-game series
Swept a doubleheader

Allowed 3 runs or fewer in a three-game series
Allowed 3 runs or fewer in a four-game series
Allowed 3 runs or fewer in a SEC series
Allowed 4 runs or fewer in a series
Allowed 4 runs or fewer in a SEC series
Allowed 3 runs or fewer in a road series
Allowed 3 runs or fewer in a SEC road series

Overcome a deficit of 7+ runs

Won a 1-0 game
Lost a 1-0 game

Walk-off win
Walk-off loss

Casey Mize vs. Northeastern (3/9/18)
Mike Mueller [2.0], Lee Carter [1.0],
Brandon Channell [1.0], Reid Price [1.0], Andrew Skinner [1.0], Arnold
Hughey [1.0], Ken Clayton [1.0], Cory Duedeit [0.2], Sean Jones [0.1]
vs. UAB (3/19/02)

Jason Johnson vs. LaGrange College (4/30/91)

Eric Brandon vs. Murray State (3/2/02)
Jason Johnson vs. LaGrange College (4/30/91)

Keegan Thompson vs. Presbyterian (3/1/14)
Tanner Burns [7.0], Cody Greenhill [2.0]
vs. Chicago State (3/6/20)

Kevin Davis [3.2], Jacob Milliman [1.1], vs. Radford
(2/22/15)

Tanner Burns [9.0] vs. Cincinnati (3/1/19)

Drew Nelson vs. North Alabama [7] (3/28/23)
Jack Owen vs. UTSA (3/9/19)
K. Thompson vs. Arkansas & LSU (4/4 & 4/11/15)

10 by Mason Barnett vs. UCLA (6/5/22)
11 by Jordan Armstrong vs. Yale (2/25/22)
12 by Casey Mize at Kentucky (3/23/18)
13 by Casey Mize vs. Texas A&M (3/16/18)
15 by Tanner Burns vs. Cincinnati (3/1/19)

16, Bright [8], Sheehan [3], Burkhalter [5]
vs. Stanford (6/20/22)

20, Fuller [4], Watson [4], Anderson [3], Greenhill [4],
Skipper [3], Wade [2] vs. #9 Arkansas (4/5/19)
vs. Ga State, at Missouri (4/5-7/16)
2-0 vs. South Carolina (4/24/22)
16-0 / 12-0 [7] vs. Rhode Island (3/5/22)
2-0 vs. UTSA / 5-0 vs. UTSA (3/6-9/19)
2-0 vs. South Carolina (4/24/22)
3-0 at Missouri (5/21/21)
5-0 and 4-0 at Miss. State (3/27-28/15)
5-0 and 4-0 at Miss. State (3/27-28/15)
5-0 at #3 Arkansas (3/19/23)
vs. #24 Missouri (4/1/18)
vs. #13 Arkansas (5/25/17)

Jake Wyandt vs. #1 Ole Miss (3/17/22)
Luke Jarvis vs. Presbyterian (3/11/17)
Brett Burnham at Alabama (4/5/00)

vs. Texas A&M (4/7/23)
at #1 Arkansas (4/3/21)
never

vs. Memphis (5/22/78)
at Florida [4th] (3/15/08)

Bryson Ware at Mississippi State (4/17/22)

15 (2/24-3/22/19)
15 (2/24-3/22/19)
9 (4/1-21/95)
5 (4/2-11/21)

21 (1964-66)
14 (1967/1995)
17 (2/7-3/5/97)

7-6, vs. Georgia [11 inn.] (3/23/23)
8-12, at Georgia Tech [10 inn.] (4/11/23)

vs. Lipscomb (3/3-5/23)
at Alabama (4/20-21/18)
at Alabama (4/20-21/18)
vs. South Carolina (4/22-24/22)
Rhode Island (3/4-6/22)
Rhode Island (3/5/22)

2, vs. Chicago State (3/6-8/20)
3, vs. Rhode Island (3/4-6/22)
3, vs. Miss. State (3/27-29/15)
3, vs. UTSA (3/8-9/19)
4, vs. Georgia (4/23-25/15)
3, vs. Miss. State (3/27-29/15)
3, vs. Miss. State (3/27-29/15)

7 runs, [0-7, 12-11 (12)] vs. Georgia Tech (3/14/23)

vs. Mercer (5/30/15) [NCAA Regional]
vs. Ohio State (2/15/14)

vs. Georgia [11 inn.] (3/23/23)
at Georgia Tech [10 inn.] (4/11/23)

SUPERLATIVES AND MISCELLANEOUS NOTES

STARTS BY POSITION

STARTING PITCHER

Tommy Vail	8	6-2
Konner Copeland	4	2-2
Zach Crotchfelt	4	1-3
Christian Herberholz	4	2-2
Drew Nelson	4	2-2
Chase Allsup	3	2-1
Tanner Bauman	3	3-0
Will Cannon	2	1-1
John Armstrong	1	0-1
Jospeh Gonzalez	1	1-0
Chase Isbell	1	0-0-1
Tommy Sheehan	1	0-1

CATCHER

Nate LaRue	25	12-12-1
Ryan Dyal	5	3-2
Carter Wright	5	5-0
Ike Irish	1	0-1

FIRST BASE

Cooper McMurray	19	9-9-1
Ike Irish	12	6-6
Cam Hill	3	3-0
Brody Wortham	2	1-1

SECOND BASE

Caden Green	25	13-11-1
Brody Moss	7	5-2
Bryson Ware	4	2-2

THIRD BASE

Bryson Ware	32	18-13-1
Gavin Miller	4	2-2

SHORTSTOP

Cole Foster	33	19-13-1
Caden Green	3	1-2

LEFT FIELD

Chris Stanfield	19	11-8
Bobby Peirce	15	7-7-1
Mike Bello	1	1-0
Josh Hall	1	1-0

CENTER FIELD

Kason Howell	35	19-15-1
Chris Stanfield	1	1-0

RIGHT FIELD

Justin Kirby	30	17-12-1
Bobby Peirce	4	2-2
Josh Hall	2	1-1

DESIGNATED HITTER

Ike Irish	23	14-8-1
Mike Bello	4	0-4
Bobby Peirce	4	3-1
Ryan Dyal	2	2-0
Justin Kirby	2	1-1
Cam Hill	1	0-1

2023 AUBURN & OPPONENT HIGHS

TEAM BATTING

	AUBURN	OPPONENT
Runs in a game	18, vs. FAMU [7] (3/1)	24, Georgia (3/25)
Runs in an inning	11 [1st], vs. FAMU [7] (3/1)	16 [8th], Georgia (3/25)
Most Hits in a game	20, vs. Georgia Tech (3/14)	22, Georgia Tech (3/14)
Fewest Hits in a game	3, at Arkansas (3/19)	3, two times
Hits in an inning	7 [1st], vs. FAMU [7] (3/1)	8 [8th], Georgia (3/25)
2B in a game	8, vs. Lipscomb (3/4)	8, Georgia Tech (3/14)
3B in a game	1, seven times	1, three times
HR in a game	3, four times	4, Lipscomb (3/4)
SB in a game	3, at Alabam (4/16)	5, Texas A&M (4/7)
LOB in a game	15, vs. Georgia Tech (3/14)	14, Georgia (3/24)
K in a game	15, vs. Texas A&M (4/6)	14, two times
BB in a game	14, vs. FAMU [7] (3/1)	14, Florida (4/2)

TEAM PITCHING

	AUBURN	OPPONENT
K in a game	14, two times	15, Texas A&M (4/6)
BB in a game	14, at Florida (4/2)	14, FAMU (3/1)
Pitchers used	8, vs. Georgia Tech (3/14)	10, Georgia Tech (4/11)
Total Quality Starts	2	6

TEAM FIELDING

	AUBURN	OPPONENT
Errors in a game	4, vs. USA (3/21)	3, USC (2/26)
DP turned in a game	3, two times	5, Alabama (4/15)

IND. BATTING

	AUBURN	OPPONENT
Hits in a game	5, Peirce at GT (4/11)	5, two times
Runs in a game	3, 15 times	5, Langford [UF] (4/2)
2B in a game	3, Howell vs. Lipscomb (3/3)	2, 11 times
3B in a game	1, seven times	1, three times
HR in a game	2, three times	2, four times
RBI in a game	7, Kirby vs. USC (2/26)	8, Heyman [UF] (4/2)
XBH in a game	3, two times	3, two times
SB in a game	2, two times	2, two times
BB in a game	3, six times	4, Seidl [UA] (4/16)
HBP in a game	2, two times	2, four times
K in a game	4, Kirby vs. Lipscomb (3/4)	3, 11 times
Hitting Streak	18, Ware (3/14-4/14)	3, 25 times
Consec. G w/HR	4, Ware (3/3-7)	2, four times

IND. PITCHING

	AUBURN	OPPONENT
K by a starter	8, Vail vs. UAB (3/7)	11, Dettmer [TAMU] (4/6)
K by a reliever	7, Isbell vs. Lipscomb (3/4)	7, Van Treek [LIP] (3/4)
BB by a starter	5, Vail at Florida (4/2)	6, Waldrep [UF] (4/1)
BB by a reliever	3, 11 times	5, Langley [FAMU] (3/1)
IP by a starter	7.0, Nelson vs. UNA (3/28)	7.0, Tucker [LIP] (3/5)
IP by a reliever	4.2, Cannon at Arkansas (3/19)	4.0, Van Treek [LIP] (3/4)

MISCELLANEOUS

	AUBURN
Biggest comeback win	7, vs. Georgia Tech (3/14)
Biggest blown lead loss	5, at Florida (4/2)
Largest margin of victory	13, vs. UNA [7] (3/28)
Largest margin of defeat	17, vs. Georgia (3/25)
Longest game, Time	4:33, vs. Georgia Tech (3/14)
Longest game, Time (9 inn)	3:48, vs. USC (2/26)
Shortest game, Time (9 inn)	2:13, vs. UAB (3/7)
Longest game, Innings	12, vs. Georgia Tech (3/14)
Largest crowd, Home	4,096, nine times
Largest crowd, Road	9,359, at Arkansas (3/18)
Largest crowd, Neutral	5,448, vs. UNA [7] (2/21)

STARTS BY ORDER

LEADOFF

Kason Howell	15	9-6
Cole Foster	12	4-8
Bobby Peirce	7	5-1-1
Mike Bello	1	1-0
Josh Hall	1	1-0

2ND SPOT

Cole Foster	19	13-5-1
Bobby Peirce	12	4-8
Brody Moss	2	2-0
Chris Stanfield	2	1-1
Mike Bello	1	0-1

3RD SPOT

Ike Irish	21	7-14
Justin Kirby	11	10-0-1
Bryson Ware	4	3-1

CLEANUP

Bryson Ware	18	5-13
Ike Irish	16	13-1-1
Justin Kirby	3	2-1

5TH SPOT

Justin Kirby	14	6-8
Bryson Ware	11	10-0-1
Cooper McMurray	9	2-7
Nate LaRue	2	2-0

6TH SPOT

Kason Howell	8	4-3-1
Chris Stanfield	7	4-3
Ryan Dyal	6	4-2
Cooper McMurray	5	3-2
Justin Kirby	4	0-4
Bobby Peirce	4	3-1
Cole Foster	1	1-0
Gavin Miller	1	1-0

7TH SPOT

Chris Stanfield	11	7-4
Kason Howell	10	4-6
Cooper McMurray	3	2-0-1
Gavin Miller	3	1-2
Caden Green	2	1-1
Cam Hill	2	2-0
Bryson Ware	2	1-1
Ryan Dyal	1	1-0
Cole Foster	1	1-0
Brody Moss	1	0-1

8TH SPOT

Nate LaRue	21	9-11-1
Carter Wright	4	4-0
Mike Bello	2	0-2
Josh Hall	2	1-1
Cam Hill	2	1-1
Cooper McMurray	2	2-0
Brody Wortham	2	2-0
Bryson Ware	1	1-0

9TH SPOT

Caden Green	26	13-12-1
Brody Moss	4	3-1
Kason Howell	2	2-0
Nate LaRue	2	1-1
Mike Bello	1	0-1
Carter Wright	1	1-0

PITCHING NOTES

2023 BULLPEN BY NUMBERS

Total App.....	125
Saves/Opp.....	9/10
IR/IRS.....	144/64
BA Against.....	.294
ERA.....	6.80

SAVES/OPP

Will Cannon.....	3/4
Chase Allsup.....	2/2
Chase Isbell.....	2/2
John Armstrong.....	1/1
Parker Carlson.....	1/1

INHERITED RUNNERS/SCORED

Chase Allsup.....	10/5
John Armstrong.....	24/4
Tanner Bauman.....	8/2
Will Cannon.....	19/10
Parker Carlson.....	22/11
Konner Copeland.....	5/5
Zach Crotchfelt.....	4/0
Christian Herberholz.....	12/5
Trevor Horne.....	7/3
Chase Isbell.....	18/7
Cameron Keshock.....	2/2
Hayden Murphy.....	10/7
Drew Nelson.....	3/3

1ST BATTER FACED/RETIRED

Chase Allsup.....	10/5
John Armstrong.....	15/11
Tanner Bauman.....	9/5
Will Cannon.....	11/6
Parker Carlson.....	12/6
Konner Copeland.....	6/2
Zach Crotchfelt.....	6/4
Christian Herberholz.....	9/6
Trevor Horne.....	8/6
Chase Isbell.....	14/9
Cameron Keshock.....	3/0
Hayden Murphy.....	8/6
Drew Nelson.....	6/2
Ryan Olson.....	3/1
Tommy Sheehan.....	3/2
Tommy Vail.....	2/1

RELIEF ERA

Tommy Vail.....	0.00
Parker Carlson.....	3.38
Will Cannon.....	3.80
John Armstrong.....	4.13
Tommy Sheehan.....	4.50
Christian Herberholz.....	4.67
Chase Isbell.....	5.50
Zach Crotchfelt.....	6.19
Chase Allsup.....	7.11
Drew Nelson.....	7.20
Tanner Bauman.....	7.36
Trevor Horne.....	8.68
Hayden Murphy.....	10.64
Konner Copeland.....	17.61
Ryan Olson.....	21.60
Cameron Keshock.....	99.00

2023 Auburn Baseball
Team Game-by-Game for Auburn (as of Apr 16, 2023)
Pitching (All games)

Date	Opponent	ip	h	r	er	bb	so	2b	3b	hr	wp	bk	hbp	dp	ibb	score	w-l	sv	era
Feb 17	INDIANA	9.0	5	4	3	4	12	0	0	1	0	0	3	0	0	8-4	1-0	0	3.00
Feb 18	INDIANA	9.0	4	1	1	3	5	1	0	0	0	0	1	2	0	6-1	2-0	0	2.00
Feb 19	INDIANA	9.0	14	11	11	7	7	4	0	1	1	0	1	0	0	2-11	2-1	0	5.00
Feb 21	vs North Alabama	7.0	5	1	1	0	12	3	0	0	0	0	0	0	0	13-1	3-1	0	4.24
Feb 24	USC	9.0	8	3	3	6	6	2	1	0	0	0	1	1	0	5-3	4-1	1	3.98
Feb 25	USC	9.0	9	6	5	7	8	2	0	1	0	0	0	1	0	12-6	5-1	2	4.15
Feb 26	USC	9.0	15	12	12	4	6	5	0	2	2	0	1	0	0	12-12	5-1	2	5.31
Mar 01	FLORIDA A&M	7.0	7	8	6	5	14	0	0	1	0	0	1	0	0	18-8	6-1	2	5.56
Mar 03	LIPSCOMB	9.0	7	3	3	3	14	2	0	3	0	0	1	1	0	7-3	7-1	3	5.26
Mar 04	LIPSCOMB	9.0	16	11	11	3	11	1	0	4	0	0	0	0	0	12-11	8-1	3	5.86
Mar 05	LIPSCOMB	9.0	6	3	3	4	7	0	0	1	3	0	1	0	0	4-3	9-1	3	5.59
Mar 07	UAB	9.0	3	1	1	3	11	0	0	0	1	0	0	0	0	4-1	10-1	4	5.19
Mar 08	at Jacksonville Stat	9.0	7	3	2	4	13	3	0	0	2	0	0	0	0	6-3	11-1	5	4.94
Mar 10	SOUTHEASTERN	9.0	7	1	1	3	7	1	0	0	1	0	4	0	0	7-1	12-1	6	4.65
Mar 11	SOUTHEASTERN	9.0	14	8	6	4	9	1	0	1	1	0	0	1	0	3-8	12-2	6	4.74
Mar 11	SOUTHEASTERN	9.0	13	8	7	3	9	4	0	0	2	0	2	0	0	7-8	12-3	6	4.89
Mar 14	GEORGIA TECH	12.0	22	11	11	1	12	8	0	0	0	0	1	2	0	12-11	13-3	6	5.15
*Mar 17	at Arkansas	8.0	8	7	6	7	11	1	0	1	0	0	1	0	0	2-7	13-4	6	5.23
*Mar 18	at Arkansas	8.0	9	9	6	3	9	3	0	1	0	0	1	0	0	3-9	13-5	6	5.30
*Mar 19	at Arkansas	8.0	9	5	5	3	8	2	0	1	0	0	3	2	0	0-5	13-6	6	5.32
Mar 21	vs South Alabama	9.0	6	5	5	3	4	0	0	3	2	0	1	0	0	6-5	14-6	7	5.30
*Mar 23	GEORGIA	11.0	10	6	6	4	10	3	0	0	1	0	0	0	0	7-6	15-6	7	5.28
*Mar 24	GEORGIA	9.0	10	3	2	5	7	2	0	1	2	0	2	1	0	6-3	16-6	8	5.14
*Mar 25	GEORGIA	8.0	20	24	22	9	10	3	0	3	2	0	2	0	0	7-24	16-7	8	5.87
Mar 28	NORTH ALABAMA	7.0	3	1	1	1	7	1	0	0	0	0	0	0	0	14-1	17-7	8	5.73
*Mar 31	at Florida	9.0	6	1	1	6	7	2	0	0	0	0	3	2	0	10-1	18-7	8	5.54
*Apr 1	at Florida	8.0	19	12	9	4	7	2	1	1	1	0	1	0	0	5-12	18-8	8	5.70
*Apr 02	at Florida	8.0	12	17	16	13	12	4	0	2	0	0	3	0	1	8-17	18-9	8	6.10
Apr 04	at UAB	8.1	11	6	6	5	9	1	0	0	2	0	1	0	1	5-6	18-10	8	6.11
*Apr 06	TEXAS A&M	9.0	11	9	9	5	9	3	0	3	3	0	1	1	0	5-9	18-11	8	6.21
*Apr 07	TEXAS A&M	9.0	12	9	9	13	8	1	0	3	1	1	0	0	3	10-9	19-11	9	6.30
*Apr 07	TEXAS A&M	9.0	14	12	11	12	7	2	0	0	4	0	0	3	0	6-12	19-12	9	6.45
Apr 11	at Georgia Tech	9.2	12	12	12	12	10	3	0	3	1	0	0	1	2	8-12	19-13	9	6.61
*Apr 14	at Alabama	9.0	5	4	4	8	7	0	0	0	0	0	3	1	0	8-4	20-13	9	6.53
*Apr 15	at Alabama	8.0	5	4	4	8	5	2	0	0	0	0	3	2	0	2-4	20-14	9	6.48
*Apr 16	at Alabama	8.0	9	6	6	6	7	1	1	0	0	0	1	0	0	1-6	20-15	9	6.49
Totals		315.0	353	247	227	191	317	73	3	37	32	1	43	24	4	251-247	20-15	9	6.49

AUBURN STARTING PITCHER BREAKDOWN

Starter	GS	Quality Starts	Run Support	RS/Start	Auburn Record
Vail	8	--	40	5.0	6-2
Copeland	4	--	9	2.3	2-2
Crotchfelt	4	--	5	1.2	1-3
Herberholz	4	--	13	3.3	2-2
Nelson	4	1	19	4.8	2-2
Allsup	3	--	2	0.7	2-1
Bauman	3	--	4	1.3	3-0
Cannon	2	--	13	6.5	1-1
Armstrong	1	--	3	3.0	0-1
Gonzalez	1	--	4	4.0	1-0
Isbell	1	--	0	0.0	0-0-1
Sheehan	1	--	0	0.0	0-1

Auburn Overall Rankings

Category	Rank	No.
ERA	14th	6.49
Opp BA	14th	.283
Hits Allowed	14th	353
Walks	13th	191
Strikeouts	12th	317

Auburn SEC-Only Rankings

Category	Rank	No.
ERA	13th	8.09
Opp BA	14th	.308
Hits Allowed	14th	159
Walks	14th	106
Strikeouts	T-11th	124

AUBURN PITCHING BREAKDOWN

	W-L	ERA	IP	H	R	ER	BB	K	HR	AVG	W-L	ERA	IP	H	R	ER	BB	K	HR	AVG	
STARTERS	7-10	5.99	121.2	127	90	81	70	120	20	.267	HOME	15-6	6.55	198.0	230	155	144	109	196	25	.290
RELIEVERS	13-5	6.80	193.1	226	157	146	121	197	17	.294	ROAD	3-9	6.86	101.0	112	86	77	79	105	9	.284
TOTALS	20-15	6.49	315.0	353	247	227	191	317	37	.283	NEUT.	2-0	3.38	16.0	11	6	6	3	16	3	.183

AUBURN 2023 GAME-BY-GAME STARTING LINEUPS

DATE	OPP	1	2	3	4	5	6	7	8	9	SP
2/17	Indiana	Peirce	Foster	Irish	Kirby	LaRue	McMurray	Howell	Ware	Green	Allsup
2/18	Indiana	Peirce	Foster	Irish	Kirby	LaRue	Howell	Ware	Wortham	Green	Gonzalez
2/19	Indiana	Peirce	Foster	Irish	Kirby	McMurray	Howell	Ware	LaRue	Green	Nelson
2/21	vs. North Alabama	Peirce	Moss	Kirby	Irish	Ware	Dyal	Foster	Hill	Howell	Copeland
2/24	USC	Peirce	Moss	Kirby	Irish	Ware	Foster	Hill	LaRue	Howell	Allsup
2/25	USC	Peirce	Foster	Kirby	Irish	Ware	Howell	McMurray	LaRue	Moss	Herberholz
2/26	USC	Peirce	Foster	Kirby	Irish	Ware	Howell	McMurray	LaRue	Green	Isbell
3/1	Florida A&M	Hall	Foster	Kirby	Irish	Ware	Dyal	Howell	McMurray	Moss	Vail
3/3	Lipscomb	Howell	Foster	Kirby	Irish	Ware	Stanfield	McMurray	LaRue	Green	Bauman
3/4	Lipscomb	Howell	Foster	Kirby	Irish	Ware	Dyal	Stanfield	McMurray	Green	Herberholz
3/5	Lipscomb	Howell	Foster	Kirby	Irish	Ware	Stanfield	Hill	LaRue	Green	Crotchfelt
3/7	UAB	Howell	Foster	Kirby	Irish	Ware	Peirce	Stanfield	LaRue	Moss	Vail
3/8	at Jacksonville State	Bello	Foster	Kirby	Irish	Ware	Dyal	Stanfield	Wright	Green	Copeland
3/10	Southeastern	Howell	Foster	Kirby	Irish	Ware	Stanfield	Dyal	LaRue	Green	Bauman
3/11	Southeastern	Howell	Bello	Irish	Ware	Kirby	Stanfield	Moss	LaRue	Green	Crotchfelt
3/11	Southeastern	Howell	Stanfield	Irish	Ware	Kirby	Dyal	Miller	Hill	Green	Herberholz
3/14	Georgia Tech	Howell	Stanfield	Irish	Ware	Kirby	Miller	Green	Hall	LaRue	Vail
3/17	at Arkansas*	Howell	Foster	Irish	Ware	Kirby	Stanfield	Green	Hall	LaRue	Vail
3/18	at Arkansas*	Howell	Foster	Irish	Ware	Kirby	Dyal	Stanfield	Bello	Moss	Crotchfelt
3/19	at Arkansas*	Howell	Foster	Irish	Ware	Kirby	Stanfield	Miller	LaRue	Bello	Copeland
3/21	vs. South Alabama	Howell	Foster	Irish	Ware	Kirby	Stanfield	Miller	Wortham	Wright	Nelson
3/23	Georgia*	Howell	Foster	Ware	Irish	Kirby	Peirce	Stanfield	LaRue	Green	Vail
3/24	Georgia*	Howell	Foster	Ware	Irish	Kirby	Peirce	Stanfield	Wright	Green	Bauman
3/25	Georgia*	Howell	Foster	Ware	Irish	Kirby	Peirce	Stanfield	LaRue	Green	Crotchfelt
3/28	North Alabama	Foster	Peirce	Ware	Irish	Kirby	McMurray	Howell	Wright	Green	Nelson
3/31	at Florida*	Foster	Peirce	Irish	Ware	Kirby	McMurray	Howell	LaRue	Green	Cannon
4/1	at Florida*	Foster	Peirce	Irish	Ware	Kirby	McMurray	Howell	LaRue	Green	Armstrong
4/2	at Florida*	Foster	Peirce	Irish	Ware	Kirby	McMurray	Howell	LaRue	Green	Vail
4/4	at UAB	Foster	Peirce	Irish	Ware	McMurray	Kirby	Howell	LaRue	Green	Copeland
4/6	Texas A&M*	Foster	Peirce	Irish	Ware	McMurray	Kirby	Howell	LaRue	Green	Cannon
4/7	Texas A&M*	Foster	Peirce	Irish	Ware	McMurray	Howell	Stanfield	Wright	Green	Vail
4/7	Texas A&M*	Foster	Peirce	Irish	Ware	McMurray	Howell	Stanfield	Bello	Green	Sheehan
4/11	at Georgia Tech	Foster	Peirce	Irish	Ware	McMurray	Kirby	Howell	LaRue	Green	Allsup
4/14	at Alabama*	Foster	Peirce	Irish	Ware	McMurray	Howell	Stanfield	LaRue	Green	Vail
4/15	at Alabama*	Foster	Peirce	Irish	Ware	McMurray	Kirby	Howell	LaRue	Green	Nelson
4/16	at Alabama*	Foster	Peirce	Irish	Ware	McMurray	Howell	Stanfield	LaRue	Green	Herberholz
4/18	Samford										
4/21	Mississippi State*										
4/22	Mississippi State*										
4/23	Mississippi State*										
4/25	Troy										
4/28	at South Carolina*										
4/29	at South Carolina*										
4/30	at South Carolina*										
5/5	LSU*										
5/6	LSU*										
5/7	LSU*										
5/9	vs. Samford										
5/11	at Ole Miss*										
5/12	at Ole Miss*										
5/13	at Ole Miss*										
5/16	Jacksonville State										
5/18	Missouri*										
5/19	Missouri*										
5/20	Missouri*										

* - SEC Game

AUBURN 2023 GAME-BY-GAME STARTERS

DATE	OPP	SP	C	1B	2B	3B	SS	LF	CF	RF	DH
2/17	Indiana	Allsup	LaRue	McMurray	Green	Ware	Foster	Peirce	Howell	Kirby	Irish
2/18	Indiana	Gonzalez	LaRue	Wortham	Green	Ware	Foster	Peirce	Howell	Kirby	Irish
2/19	Indiana	Nelson	LaRue	McMurray	Green	Ware	Foster	Peirce	Howell	Kirby	Irish
2/21	vs. North Alabama	Copeland	Dyal	Hill	Moss	Ware	Foster	Peirce	Howell	Kirby	Irish
2/24	USC	Allsup	LaRue	Hill	Moss	Ware	Foster	Peirce	Howell	Kirby	Irish
2/25	USC	Herberholz	LaRue	McMurray	Moss	Ware	Foster	Peirce	Howell	Kirby	Irish
2/26	USC	Isbell	LaRue	McMurray	Green	Ware	Foster	Peirce	Howell	Kirby	Irish
3/1	Florida A&M	Vail	Dyal	McMurray	Moss	Ware	Foster	Hall	Howell	Kirby	Irish
3/3	Lipscomb	Bauman	LaRue	McMurray	Green	Ware	Foster	Stanfield	Howell	Kirby	Irish
3/4	Lipscomb	Herberholz	Dyal	McMurray	Green	Ware	Foster	Stanfield	Howell	Kirby	Irish
3/5	Lipscomb	Crotchfelt	LaRue	Hill	Green	Ware	Foster	Stanfield	Howell	Kirby	Irish
3/7	UAB	Vail	LaRue	Irish	Moss	Ware	Foster	Stanfield	Howell	Kirby	Peirce
3/8	at Jacksonville State	Copeland	Wright	Irish	Green	Ware	Foster	Bello	Stanfield	Kirby	Dyal
3/10	Southeastern	Bauman	LaRue	Irish	Green	Ware	Foster	Stanfield	Howell	Kirby	Dyal
3/11	Southeastern	Crotchfelt	LaRue	Irish	Moss	Ware	Green	Stanfield	Howell	Kirby	Bello
3/11	Southeastern	Herberholz	Dyal	Irish	Ware	Miller	Green	Stanfield	Howell	Kirby	Hill
3/14	Georgia Tech	Vail	LaRue	Irish	Ware	Miller	Green	Stanfield	Howell	Hall	Kirby
3/17	at Arkansas*	Vail	LaRue	Irish	Green	Ware	Foster	Stanfield	Howell	Hall	Kirby
3/18	at Arkansas*	Crotchfelt	Dyal	Irish	Moss	Ware	Foster	Stanfield	Howell	Kirby	Bello
3/19	at Arkansas*	Copeland	LaRue	Irish	Ware	Miller	Foster	Stanfield	Howell	Kirby	Bello
3/21	vs. South Alabama	Nelson	Wright	Wortham	Ware	Miller	Foster	Stanfield	Howell	Kirby	Irish
3/23	Georgia*	Vail	LaRue	Irish	Green	Ware	Foster	Stanfield	Howell	Kirby	Peirce
3/24	Georgia*	Bauman	Wright	Irish	Green	Ware	Foster	Stanfield	Howell	Kirby	Peirce
3/25	Georgia*	Crotchfelt	LaRue	Irish	Green	Ware	Foster	Stanfield	Howell	Kirby	Peirce
3/28	North Alabama	Nelson	Wright	McMurray	Green	Ware	Foster	Peirce	Howell	Kirby	Irish
3/31	at Florida*	Cannon	LaRue	McMurray	Green	Ware	Foster	Peirce	Howell	Kirby	Irish
4/1	at Florida*	Armstrong	LaRue	McMurray	Green	Ware	Foster	Peirce	Howell	Kirby	Irish
4/2	at Florida*	Vail	LaRue	McMurray	Green	Ware	Foster	Peirce	Howell	Kirby	Irish
4/4	at UAB	Copeland	LaRue	McMurray	Green	Ware	Foster	Peirce	Howell	Kirby	Irish
4/6	Texas A&M*	Cannon	LaRue	McMurray	Green	Ware	Foster	Peirce	Howell	Kirby	Irish
4/7	Texas A&M*	Vail	Wright	McMurray	Green	Ware	Foster	Stanfield	Howell	Peirce	Irish
4/7	Texas A&M*	Sheehan	Irish	McMurray	Green	Ware	Foster	Stanfield	Howell	Peirce	Bello
4/11	at Georgia Tech	Allsup	LaRue	McMurray	Green	Ware	Foster	Peirce	Howell	Kirby	Irish
4/14	at Alabama*	Vail	LaRue	McMurray	Green	Ware	Foster	Stanfield	Howell	Peirce	Irish
4/15	at Alabama*	Nelson	LaRue	McMurray	Green	Ware	Foster	Peirce	Howell	Kirby	Irish
4/16	at Alabama*	Herberholz	LaRue	McMurray	Green	Ware	Foster	Stanfield	Howell	Peirce	Irish
4/16	at Alabama*										
4/18	Samford										
4/21	Mississippi State*										
4/22	Mississippi State*										
4/23	Mississippi State*										
4/25	Troy										
4/28	at South Carolina*										
4/29	at South Carolina*										
4/30	at South Carolina*										
5/5	LSU*										
5/6	LSU*										
5/7	LSU*										
5/9	vs. Samford										
5/11	at Ole Miss*										
5/12	at Ole Miss*										
5/13	at Ole Miss*										
5/16	Jacksonville State										
5/18	Missouri*										
5/19	Missouri*										
5/20	Missouri*										

* - SEC Game

OVERALL STATS



**2023 Auburn Baseball
Overall Statistics for Auburn (as of Apr 16, 2023)
(All games Sorted by Batting avg)**



Record: 20-15-1 Home: 15-6-1 Away: 3-9 Neutral: 2-0 SEC: 5-10

Player	avg	gp-gs	ab	r	h	2b	3b	hr	rbi	tb	slg%	bb	hp	so	gdp	ob%	sf	sh	sb-att	po	a	e	fld%	
18 Irish, Ike	.377	36-36	146	26	55	16	1	3	33	82	.562	17	3	30	7	.446	2	0	2-2	100	3	3	.972	
8 Ware, Bryson	.355	36-36	138	36	49	9	1	15	43	105	.761	13	6	28	5	.422	4	3	4-5	21	57	6	.929	
27 Peirce, Bobby	.333	24-23	90	24	30	5	2	3	16	48	.533	7	3	13	1	.392	2	0	1-1	42	3	2	.957	
7 Foster, Cole	.326	33-33	129	33	42	9	0	4	26	63	.488	22	3	25	3	.432	1	1	1-3	43	85	3	.977	
3 Stanfield, Chris	.320	29-20	75	14	24	4	2	2	16	38	.507	9	3	17	1	.414	0	1	3-3	38	2	0	1.000	
5 Howell, Kason	.267	35-35	135	28	36	17	0	3	15	62	.459	15	5	29	3	.359	1	0	3-3	89	1	0	1.000	
14 Kirby, Justin	.264	33-32	121	25	32	9	1	8	26	67	.554	25	3	42	0	.403	0	0	6-6	53	1	0	1.000	
1 Green, Caden	.256	31-28	90	18	23	4	0	2	12	33	.367	15	3	17	4	.376	1	3	2-3	46	65	3	.974	
26 McMurray, Cooper	.254	21-19	59	14	15	4	0	5	20	34	.576	20	3	26	0	.458	1	0	0-0	122	6	1	.992	
24 LaRue, Nate	.130	27-25	77	7	10	1	0	0	5	11	.143	8	1	32	0	.218	1	1	3-4	209	17	2	.991	

11 Miller, Gavin	.273	14-4	22	3	6	2	0	0	2	8	.364	4	3	8	0	.448	0	0	0-0	4	12	2	.889	
2 Hall, Josh	.267	18-3	15	4	4	0	0	0	4	4	.267	3	0	6	0	.389	0	0	1-1	5	1	0	1.000	
6 Dyal, Ryan	.240	11-7	25	4	6	0	0	0	3	6	.240	3	2	4	0	.367	0	0	0-0	43	4	1	.979	
16 Hill, Cam	.231	8-4	13	1	3	0	0	0	2	3	.231	4	0	3	2	.412	0	0	0-0	19	0	0	1.000	
31 Bello, Mike	.167	14-5	30	4	5	0	0	0	3	5	.167	2	0	8	0	.212	1	0	0-0	10	0	0	1.000	
4 Wright, Carter	.167	15-5	24	2	4	0	0	0	6	4	.167	4	2	4	2	.323	1	0	0-0	56	11	0	1.000	
9 Moss, Brody	.167	9-7	18	4	3	0	0	0	4	3	.167	5	1	4	0	.360	1	0	0-0	8	10	1	.947	
10 Wortham, Brody	.118	12-2	17	4	2	0	0	0	2	2	.118	2	1	3	0	.250	0	0	0-0	29	2	1	.969	
Totals	.285	36	1224	251	349	80	7	45	238	578	.472	178	42	299	28	.390	16	9	26-31	945	312	28	.978	
Opponents	.283	36	1246	247	353	73	3	37	233	543	.436	191	43	317	18	.393	14	11	29-38	925	308	28	.978	

LOB - Team (293), Opp (313). DPs turned - Team (24), Opp (32). IBB - Team (6), Ware, B. 3, Foster, C. 1, Stanfield, C 1, Irish, I. 1, Opp (4). Picked off - LaRue, N. 1.

(All games Sorted by Earned run avg)

Player	era	w-l	app	gs	cg	sho	sv	ip	h	r	er	bb	so	2b	3b	hr	b/avg	wp	hp	bks	sfa	sha		
33 Cannon, Will	3.72	2-1	13	2	0	0/0	3	29.0	31	14	12	18	29	9	0	2	.282	2	5	0	2	1		
21 Vail, Tommy	4.34	3-1	10	8	0	0/0	0	37.1	21	19	18	25	41	4	0	3	.164	0	2	0	0	0		
41 Armstrong, John	4.99	6-1	16	1	0	0/0	1	30.2	32	21	17	13	27	4	0	4	.260	3	6	1	1	1		
29 Herberholz, Christia	5.74	0-3	13	4	0	0/0	0	31.1	39	23	20	15	27	11	0	4	.317	4	0	0	2	3		
77 Crotchfelt, Zach	5.74	0-2	10	4	0	0/0	0	31.1	34	25	20	17	31	5	1	5	.274	4	1	0	0	0		
25 Bauman, Tanner	6.12	2-1	12	3	0	0/0	0	32.1	33	23	22	19	30	6	1	4	.264	3	8	0	2	2		

45 Gonzalez, Joseph	0.00	1-0	1	1	0	0/0	0	5.0	2	0	0	0	1	1	0	0	.125	0	0	0	0	0		
23 Carlson, Parker	3.38	1-0	12	0	0	0/0	1	10.2	13	6	4	10	14	1	0	0	.289	1	2	0	1	0		
12 Nelson, Drew	6.35	2-3	10	4	1	0/0	0	22.2	16	17	16	16	23	8	0	1	.198	4	4	0	3	0		
43 Isbell, Chase	7.50	2-1	15	1	0	0/0	2	18.0	19	15	15	9	26	1	0	4	.268	1	2	0	0	1		
46 Allsup, Chase	8.02	0-0	13	3	0	0/0	2	21.1	33	20	19	18	24	6	1	4	.355	5	3	0	1	2		
17 Horne, Trevor	8.68	0-0	8	0	0	0/0	0	9.1	10	9	9	6	9	0	0	1	.263	1	0	0	0	0		
54 Copeland, Konner	10.53	1-1	10	4	0	0/0	0	19.2	34	23	23	9	20	11	0	2	.395	0	3	0	1	0		
22 Murphy, Hayden	10.64	0-0	8	0	0	0/0	0	11.0	20	13	13	6	5	4	0	3	.385	2	1	0	1	1		
20 Sheehan, Tommy	13.50	0-1	4	1	0	0/0	0	2.2	3	4	4	6	6	0	0	0	.273	1	3	0	0	0		
44 Olson, Ryan	21.60	0-0	3	0	0	0/0	0	1.2	6	4	4	2	3	0	0	0	.600	0	0	0	0	0		
47 Keshock, Cameron	99.00	0-0	3	0	0	0/0	0	1.0	7	11	11	2	1	2	0	0	.700	1	3	0	0	0		
Totals	6.49	20-15	36	36	1	0/0	9	315.0	353	247	227	191	317	73	3	37	.283	32	43	1	14	11		
Opponents	6.89	15-20	36	36	0	1/1	8	308.1	349	251	236	178	299	80	7	45	.285	34	42	2	16	9		

PB - Team (6), Wright, C. 3, LaRue, N. 3, Opp (3). Pickoffs - Team (7), LaRue, N. 4, Cannon, W. 1, Crotchfelt, Z 1, Copeland, K. 1, Opp (1). SBA/ATT - LaRue, N. (19-25), Irish, I. (5-5), Nelson, D. (5-5), Crotchfelt, Z (3-5), Herberholz, C (1-4), Allsup, C. (2-3), Horne, T. (3-3), Carlson, P. (3-3), Dyal, R. (3-3), Bauman, T. (3-3), Cannon, W. (2-3), Wright, C. (2-3), Isbell, C. (2-2), Vail, T. (1-2), Olson, R. (2-2), Copeland, K. (0-1), Murphy, H. (1-1), Sheehan, T. (1-1).

SEC STATS



2023 Auburn Baseball
Conference statistics for Auburn (as of Apr 16, 2023)
(SEC games only Sorted by Batting avg)



Record: 5-10 Home: 3-3 Away: 2-7 SEC: 5-10

Player	avg	gp-gs	ab	r	h	2b	3b	hr	rbi	tb	slg%	bb	hp	so	gdp	ob%	sf	sh	sb-att	po	a	e	fld%	
26 McMurray, Cooper	.310	11-9	29	5	9	3	0	3	12	21	.724	10	1	14	0	.488	1	0	0-0	52	4	0	1.000	
8 Ware, Bryson	.295	15-15	61	15	18	2	0	6	17	38	.623	2	3	13	3	.348	0	1	1-2	10	24	4	.895	
1 Green, Caden	.263	13-13	38	7	10	1	0	2	8	17	.447	6	0	8	2	.356	1	2	1-1	25	25	1	.980	
27 Peirce, Bobby	.261	12-12	46	12	12	2	1	2	5	22	.478	6	2	10	1	.370	0	0	1-1	22	3	1	.962	
5 Howell, Kason	.246	15-15	57	11	14	6	0	1	3	23	.404	6	2	11	3	.338	0	0	3-3	35	1	0	1.000	
18 Irish, Ike	.241	15-15	58	6	14	3	0	2	9	23	.397	7	2	15	3	.338	1	0	1-1	60	1	3	.953	
14 Kirby, Justin	.233	12-11	43	2	10	1	0	1	5	14	.326	5	1	20	0	.327	0	0	3-3	21	0	0	1.000	
7 Foster, Cole	.224	15-15	58	13	13	5	0	1	5	21	.362	10	2	13	1	.357	0	0	0-0	25	36	1	.984	
3 Stanfield, Chris	.222	14-10	36	6	8	1	0	1	6	12	.333	6	0	11	0	.333	0	1	1-1	15	2	0	1.000	
24 LaRue, Nate	.194	11-11	31	3	6	1	0	0	1	7	.226	2	1	11	0	.265	0	1	0-1	84	6	1	.989	

6 Dyal, Ryan	.200	3-1	5	0	1	0	0	0	0	1	.200	0	1	1	0	.333	0	0	0-0	12	0	0	1.000	
4 Wright, Carter	.167	5-2	6	0	1	0	0	0	3	1	.167	2	1	0	0	.400	1	0	0-0	18	5	0	1.000	
11 Miller, Gavin	.111	8-1	9	0	1	1	0	0	0	2	.222	0	2	4	0	.273	0	0	0-0	1	3	0	1.000	
31 Bello, Mike	.077	5-3	13	0	1	0	0	0	0	1	.077	0	0	4	0	.077	0	0	0-0	1	0	0	1.000	
2 Hall, Josh	.000	3-1	4	0	0	0	0	0	0	0	.000	0	0	1	0	.000	0	0	0-0	2	0	0	1.000	
10 Wortham, Brody	.000	2-0	2	0	0	0	0	0	0	0	.000	0	0	1	0	.000	0	0	0-0	0	1	0	1.000	
9 Moss, Brody	.000	2-1	2	0	0	0	0	0	0	0	.000	0	0	1	0	.000	0	0	0-0	2	0	0	1.000	
Totals	.237	15	498	80	118	26	1	19	74	203	.408	62	18	138	13	.340	4	5	11-13	387	121	12	.977	
Opponents	.308	15	516	128	159	31	2	16	121	242	.469	106	24	124	12	.443	6	4	10-16	401	131	8	.985	

LOB - Team (106), Opp (141). DPs turned - Team (15), Opp (16). IBB - Team (2), Irish, I. 1, Stanfield, C 1, Opp (1). Picked off - LaRue, N. 1.

(SEC games only Sorted by Earned run avg)

Player	era	w-l	app	gs	cg	sho	sv	ip	h	r	er	bb	so	2b	3b	hr	b/avg	wp	hp	bks	sfa	sha		
33 Cannon, Will	2.35	1-0	5	2	0	0/0	0	15.1	14	4	4	9	13	4	0	0	.255	1	3	0	1	0		
29 Herberholz,Christia	3.52	0-1	6	1	0	0/0	0	15.1	14	7	6	8	13	3	0	1	.259	0	0	0	0	2		
41 Armstrong, John	6.35	2-1	5	1	0	0/0	0	11.1	21	12	8	6	8	3	0	1	.389	1	3	1	1	0		
21 Vail, Tommy	6.65	1-1	5	5	0	0/0	0	23.0	19	18	17	19	23	3	0	3	.229	0	2	0	0	0		
77 Crotchfelt, Zach	7.20	0-2	6	2	0	0/0	0	15.0	21	17	12	8	15	3	1	4	.323	1	1	0	0	0		
25 Bauman, Tanner	9.37	1-1	6	1	0	0/0	0	16.1	17	17	17	12	14	3	0	3	.270	3	5	0	1	0		

23 Carlson, Parker	3.38	0-0	5	0	0	0/0	1	5.1	6	2	2	6	4	0	0	0	.286	0	0	0	0	0		
46 Allsup, Chase	7.36	0-0	5	0	0	0/0	0	3.2	7	4	3	7	4	1	1	0	.368	2	1	0	0	1		
43 Isbell, Chase	7.94	0-0	7	0	0	0/0	1	5.2	5	5	5	5	7	1	0	1	.250	1	2	0	0	1		
12 Nelson, Drew	8.10	0-2	5	1	0	0/0	0	6.2	4	6	6	10	10	4	0	0	.190	1	1	0	2	0		
54 Copeland, Konner	16.62	0-1	3	1	0	0/0	0	4.1	10	8	8	2	4	2	0	1	.476	0	2	0	0	0		
22 Murphy, Hayden	19.29	0-0	3	0	0	0/0	0	4.2	11	10	10	4	5	3	0	2	.478	2	0	0	1	0		
20 Sheehan, Tommy	36.00	0-1	2	1	0	0/0	0	1.0	2	4	4	4	2	0	0	0	.400	1	2	0	0	0		
17 Horne, Trevor	47.25	0-0	2	0	0	0/0	0	1.1	4	7	7	5	2	0	0	0	.500	0	0	0	0	0		
47 Keshock, Cameron	99.00	0-0	1	0	0	0/0	0	0.0	4	7	7	1	0	1	0	0	1.000	1	2	0	0	0		
Totals	8.09	5-10	15	15	0	0/0	2	129.0	159	128	116	106	124	31	2	16	.308	14	24	1	6	4		
Opponents	5.12	10-5	15	15	0	1/1	6	133.2	118	80	76	62	138	26	1	19	.237	14	18	0	4	5		

PB - Team (3), LaRue, N. 2, Wright, C. 1, Opp (1). Pickoffs - Team (3), LaRue, N. 2, Cannon, W. 1, Opp (1). SBA/ATT - LaRue, N. (5-9), Irish, I. (5-5), Crotchfelt,Z (2-3), Herberholz,C (0-3), Nelson, D. (3-3), Bauman, T. (2-2), Horne, T. (2-2), Vail, T. (0-1), Carlson, P. (1-1), Cannon, W. (0-1), Wright, C. (0-1).

MIDWEEK STATS



2023 Auburn Baseball Overall Statistics for Auburn (as of Apr 17, 2023) (Midweek Games Sorted by Batting avg)



Record: 7-2 Home: 4-0 Away: 1-2 Neutral: 2-0 SEC: 0-0

Player	avg	gp-gs	ab	r	h	2b	3b	hr	rbi	tb	slg%	bb	hp	so	gdp	ob%	sf	sh	sb-att	po	a	e	fld%	
27 Peirce, Bobby	.526	6-5	19	8	10	2	1	1	6	17	.895	1	1	0	0	.522	2	0	0-0	4	0	0	1.000	
18 Irish, Ike	.425	9-9	40	9	17	3	0	1	11	23	.575	1	1	8	1	.442	1	0	0-0	23	0	0	1.000	
7 Foster, Cole	.414	8-8	29	12	12	2	0	2	9	20	.690	6	1	5	2	.514	1	0	0-1	8	20	2	.933	
8 Ware, Bryson	.400	9-9	35	11	14	1	1	4	12	29	.829	4	0	6	0	.429	3	0	2-2	6	14	0	1.000	
3 Stanfield, Chris	.375	7-4	16	4	6	0	1	0	3	8	.500	0	2	2	1	.444	0	0	1-1	5	0	0	1.000	
14 Kirby, Justin	.333	9-9	33	10	11	5	0	2	8	22	.667	8	1	9	0	.476	0	0	2-2	16	0	0	1.000	
5 Howell, Kason	.286	8-8	28	7	8	3	0	1	8	14	.500	4	2	7	0	.400	1	0	0-0	20	0	0	1.000	
1 Green, Caden	.250	7-5	20	4	5	1	0	0	3	6	.300	4	2	3	1	.423	0	0	1-1	7	15	0	1.000	
26 McMurray, Cooper	.154	4-4	13	2	2	1	0	1	5	6	.462	5	0	4	0	.389	0	0	0-0	26	1	0	1.000	

2 Hall, Josh	.400	7-2	10	3	4	0	0	0	4	4	.400	3	0	4	0	.538	0	0	0-0	3	0	0	1.000	
11 Miller, Gavin	.375	3-2	8	2	3	1	0	0	2	4	.500	2	1	3	0	.545	0	0	0-0	3	7	2	.833	
31 Bello, Mike	.333	4-1	9	1	3	0	0	0	1	3	.333	2	0	0	0	.455	0	0	0-0	4	0	0	1.000	
16 Hill, Cam	.333	4-1	6	1	2	0	0	0	2	2	.333	2	0	0	1	.500	0	0	0-0	5	0	0	1.000	
10 Wortham, Brody	.333	3-1	6	3	2	0	0	0	2	2	.333	0	0	0	0	.333	0	0	0-0	8	0	1	.889	
6 Dyal, Ryan	.250	4-3	8	3	2	0	0	0	2	2	.250	2	1	1	0	.455	0	0	0-0	19	2	0	1.000	
4 Wright, Carter	.200	7-3	15	2	3	0	0	0	3	3	.200	2	0	4	2	.294	0	0	0-0	37	5	0	1.000	
9 Moss, Brody	.167	3-3	6	3	1	0	0	0	2	1	.167	5	1	0	0	.538	1	0	0-0	3	3	0	1.000	
24 LaRue, Nate	.077	5-4	13	1	1	0	0	0	1	1	.077	0	0	8	0	.077	0	0	0-0	35	3	0	1.000	
Totals	.338	9	314	86	106	19	3	12	84	167	.532	51	13	64	8	.439	9	0	6-7	234	73	7	.978	
Opponents	.251	9	303	48	76	19	0	7	47	116	.383	34	4	92	3	.332	2	3	6-8	223	74	9	.971	

LOB - Team (78), Opp (64). DPs turned - Team (3), Opp (8). IBB - Team (1), Ware, B. 1, Opp (3).

(Midweek Games Sorted by Earned run avg)

Player	era	w-l	app	gs	cg	sho	sv	ip	h	r	er	bb	so	2b	3b	hr	b/avg	wp	hp	bks	sfa	sha		
12 Nelson, Drew	0.82	2-0	2	2	1	0/0	0	11.0	4	1	1	2	9	1	0	0	.105	2	1	0	0	0		
21 Vail, Tommy	0.84	2-0	3	3	0	0/0	0	10.2	1	1	1	4	15	1	0	0	.030	0	0	0	0	0		
54 Copeland, Konner	7.82	1-0	5	3	0	0/0	0	12.2	17	11	11	7	15	7	0	0	.333	0	1	0	1	0		
33 Cannon, Will	8.10	0-1	3	0	0	0/0	1	6.2	6	6	6	4	9	4	0	1	.240	1	1	0	0	0		
46 Allsup, Chase	11.25	0-0	4	1	0	0/0	1	8.0	13	10	10	5	7	3	0	2	.371	3	0	0	0	1		

43 Isbell, Chase	0.00	2-0	4	0	0	0/0	1	6.0	3	0	0	2	9	0	0	0	.150	0	0	0	0	0		
25 Bauman, Tanner	0.00	0-0	2	0	0	0/0	0	2.0	3	0	0	1	2	0	0	0	.333	0	0	0	0	0		
20 Sheehan, Tommy	0.00	0-0	1	0	0	0/0	0	1.1	1	0	0	0	3	0	0	0	.200	0	0	0	0	0		
44 Olson, Ryan	0.00	0-0	1	0	0	0/0	0	1.0	2	0	0	0	2	0	0	0	.500	0	0	0	0	0		
29 Herberholz, Christia	3.86	0-1	3	0	0	0/0	0	4.2	5	3	2	3	3	2	0	0	.278	2	0	0	1	1		
23 Carlson, Parker	3.86	0-0	2	0	0	0/0	0	2.1	3	3	1	2	5	0	0	0	.273	0	0	0	0	0		
17 Horne, Trevor	4.15	0-0	3	0	0	0/0	0	4.1	5	2	2	0	5	0	0	1	.278	0	0	0	0	0		
41 Armstrong, John	8.44	0-0	5	0	0	0/0	0	5.1	8	5	5	2	8	1	0	2	.348	0	0	0	0	1		
22 Murphy, Hayden	9.00	0-0	1	0	0	0/0	0	2.0	3	2	2	1	0	0	0	1	.273	0	0	0	0	0		
47 Keshock, Cameron	99.00	0-0	1	0	0	0/0	0	0.0	2	4	4	1	0	0	0	0	1.000	0	1	0	0	0		
Totals	5.19	7-2	9	9	1	0/0	3	78.0	76	48	45	34	92	19	0	7	.251	8	4	0	2	3		
Opponents	10.17	2-7	9	9	0	0/0	0	74.1	106	86	84	51	64	19	3	12	.338	10	13	0	9	0		

PB - Team (3), Wright, C. 2, LaRue, N. 1, Opp (2). Pickoffs - Team (2), Copeland, K. 1, LaRue, N. 1. SBA/ATT - LaRue, N. (5-6), Allsup, C. (1-2), Carlson, P. (1-1), Vail, T. (1-1), Sheehan, T. (1-1), Olson, R. (1-1), Wright, C. (1-1), Cannon, W. (1-1), Copeland, K. (0-1).

GAME SUMMARY



**2023 Auburn Baseball
Games Summary for Auburn (as of Apr 16, 2023)
(All games)**



Score by innings	1	2	3	4	5	6	7	8	9	EX	Total
Auburn	39	24	41	30	28	35	18	15	19	2	251
Opponents	36	19	29	32	22	26	21	40	18	4	247

Record when ...

Overall	20-15-1	After 6 leading	15-2-1
Conference	5-10 trailing	4-11
Non-Conference	15-5-1 tied	1-2
Home games	15-6-1	After 7 leading	13-1
Away games	3-9 trailing	3-13
Neutral site	2-0 tied	1-1-1
Day games	6-10-1	After 8 leading	14-0
Night games	14-5 trailing	1-13
vs Left starter	5-3 tied	2-1-1
vs Right starter	15-12-1		
1-Run games	6-2	Hit 0 home runs	2-5
2-Run games	1-1	... 1 home run	9-8
5+Run games	7-10	... 2+ home runs	9-2-1
Extra innings	2-1		
Shutouts	0-1	Opponent 0 home runs	11-5
	 1 home run	5-6
	 2+ HRs	4-4-1
Scoring 0-2 runs	0-5	Made 0 errors	11-5
..... 3-5 runs	3-5 1 error	7-6-1
..... 6-9 runs	9-5 2+ errors	2-4
..... 10+ runs	8-0-1		
Opponent 0-2 runs	6-0	Opp. made 0 errors	8-9
..... 3-5 runs	8-2 1 error	6-5
..... 6-9 runs	4-7 2+ errors	6-1-1
..... 10+ runs	2-6-1		
Scored in 1st inning	7-3-1	Out-hit opponent	15-2
Opp. scored in 1st	4-9-1	Out-hit by opponent	4-13
Scores first	11-5	Hits are tied	1-0-1
Opp. scores first	9-10-1		

Record when team scores:

Runs	0	1	2	3	4	5	6	7	8	9	10+
W-L	0-1	0-1	0-3	0-2	2-0	1-3	4-1	3-2	2-2	0-0	8-0

Record when opponent scores:

Runs	0	1	2	3	4	5	6	7	8	9	10+
W-L	0-0	6-0	0-0	5-0	2-1	1-1	2-2	0-1	1-2	1-2	2-6

Record when leading after:

Inn.	1	2	3	4	5	6	7	8
W-L	7-0	8-1	11-3	13-4	13-3	15-2	13-1	14-0

Record when trailing after:

Inn.	1	2	3	4	5	6	7	8
W-L	3-9	4-11	4-11	5-10	5-11	4-11	3-13	1-13

Record when tied after:

Inn.	1	2	3	4	5	6	7	8
W-L	10-6	8-3	5-1	2-1	2-1	1-2	1-1	2-1

Current losing streak: 2
 Longest winning streak: 10
 Longest losing streak: 4

Home attendance : 78302 (22 dates avg = 3559)
 Away attendance : 80183 (14 dates avg = 5727)
 Total attendance: 158485 (36 dates avg = 4402)

CAREER vs. SAMFORD



**Individual Career History
vs Samford**



Allsup, Chase

Year	avg	qp-gs	ab	r	h	2b	3b	hr	rbi	tb	slg%	bb	hbp	so	gdp	ob%	sf	sh	sb-att	po	a	e	fld%
2022	0.00	0-0	2	0	0	0/0	0	3.0	2	0	0	1	7	0	0	0	13	.182	1	1	0	0	0
TOTAL	0.00	0-0	2	0	0	0/0	0	3.0	2	0	0	1	7	0	0	0	13	.182	1	1	0	0	0

Armstrong, John

Year	era	w-l	app	qs	cq	sho	sv	ip	h	r	er	bb	so	2b	3b	hr	bf	bavg	wp	hbp	bk	sfa	sha
2022	.000	0-0	0	0	0	0/0	0	0	0	0	.000	0	0	0	0	.000	0	0	0-0	0	1	0	1.000
TOTAL	.000	0-0	0	0	0	0/0	0	0	0	0	.000	0	0	0	0	.000	0	0	0-0	0	1	0	1.000

Year	era	w-l	app	qs	cq	sho	sv	ip	h	r	er	bb	so	2b	3b	hr	bf	bavg	wp	hbp	bk	sfa	sha
2022	0.00	0-0	1	0	0	0/0	0	2.1	1	0	0	0	3	0	0	0	7	.143	0	0	0	0	0
TOTAL	0.00	0-0	1	0	0	0/0	0	2.1	1	0	0	0	3	0	0	0	7	.143	0	0	0	0	0

Bello, Mike

Year	avg	qp-gs	ab	r	h	2b	3b	hr	rbi	tb	slg%	bb	hbp	so	gdp	ob%	sf	sh	sb-att	po	a	e	fld%
2022	.250	1-1	4	0	1	0	0	0	0	1	.250	0	0	1	0	.250	0	0	0-0	0	0	0	.000
TOTAL	.250	1-1	4	0	1	0	0	0	0	1	.250	0	0	1	0	.250	0	0	0-0	0	0	0	.000

Dyal, Ryan

Year	avg	qp-gs	ab	r	h	2b	3b	hr	rbi	tb	slg%	bb	hbp	so	gdp	ob%	sf	sh	sb-att	po	a	e	fld%
2021	.000	1-1	4	0	0	0	0	0	0	0	.000	0	0	1	0	.000	0	0	0-0	10	0	0	1.000
TOTAL	.000	1-1	4	0	0	0	0	0	0	0	.000	0	0	1	0	.000	0	0	0-0	10	0	0	1.000

Foster, Cole

Year	avg	qp-gs	ab	r	h	2b	3b	hr	rbi	tb	slg%	bb	hbp	so	gdp	ob%	sf	sh	sb-att	po	a	e	fld%
2021	.000	1-0	2	0	0	0	0	0	0	0	.000	0	0	2	0	.000	0	0	0-0	0	0	0	.000
2022	.000	1-1	4	0	0	0	0	0	0	0	.000	0	0	0	0	.000	0	0	0-0	1	3	0	1.000
TOTAL	.000	2-1	6	0	0	0	0	0	0	0	.000	0	0	2	0	.000	0	0	0-0	1	3	0	1.000

Hill, Cam

Year	avg	qp-gs	ab	r	h	2b	3b	hr	rbi	tb	slg%	bb	hbp	so	gdp	ob%	sf	sh	sb-att	po	a	e	fld%
2022	.500	1-1	2	0	1	0	0	0	1	1	.500	0	1	1	0	.667	0	0	0-0	0	0	0	.000
TOTAL	.500	1-1	2	0	1	0	0	0	1	1	.500	0	1	1	0	.667	0	0	0-0	0	0	0	.000

Year	era	w-l	app	qs	cq	sho	sv	ip	h	r	er	bb	so	2b	3b	hr	bf	bavg	wp	hbp	bk	sfa	sha
2021	9.00	0-0	1	0	0	0/0	0	1.0	2	1	1	0	1	1	0	0	5	.500	0	1	0	0	0
TOTAL	9.00	0-0	1	0	0	0/0	0	1.0	2	1	1	0	1	1	0	0	5	.500	0	1	0	0	0

CAREER vs. SAMFORD



**Individual Career History
vs Samford**



Allsup, Chase

Year	avg	gp-gs	ab	r	h	2b	3b	hr	rbi	tb	slg%	bb	hbp	so	gdp	ob%	sf	sh	sb-att	po	a	e	fld%
2022	0.00	0-0	2	0	0	0/0	0	3.0	2	0	0	1	7	0	0	0	13	.182	1	1	0	0	0
TOTAL	0.00	0-0	2	0	0	0/0	0	3.0	2	0	0	1	7	0	0	0	13	.182	1	1	0	0	0

Armstrong, John

Year	era	w-l	app	gs	cq	sho	sv	ip	h	r	er	bb	so	2b	3b	hr	bf	bavg	wp	hbp	bk	sfa	sha
2022	.000	0-0	0	0	0	0	0	0	0	0	.000	0	0	0	0	.000	0	0	0-0	0	1	0	1.000
TOTAL	.000	0-0	0	0	0	0	0	0	0	0	.000	0	0	0	0	.000	0	0	0-0	0	1	0	1.000

Year	era	w-l	app	gs	cq	sho	sv	ip	h	r	er	bb	so	2b	3b	hr	bf	bavg	wp	hbp	bk	sfa	sha
2022	0.00	0-0	1	0	0	0/0	0	2.1	1	0	0	3	0	0	0	7	.143	0	0	0	0	0	0
TOTAL	0.00	0-0	1	0	0	0/0	0	2.1	1	0	0	3	0	0	0	7	.143	0	0	0	0	0	0

Bello, Mike

Year	avg	gp-gs	ab	r	h	2b	3b	hr	rbi	tb	slg%	bb	hbp	so	gdp	ob%	sf	sh	sb-att	po	a	e	fld%
2022	.250	1-1	4	0	1	0	0	0	0	1	.250	0	0	1	0	.250	0	0	0-0	0	0	0	.000
TOTAL	.250	1-1	4	0	1	0	0	0	0	1	.250	0	0	1	0	.250	0	0	0-0	0	0	0	.000

Dyal, Ryan

Year	avg	gp-gs	ab	r	h	2b	3b	hr	rbi	tb	slg%	bb	hbp	so	gdp	ob%	sf	sh	sb-att	po	a	e	fld%
2021	.000	1-1	4	0	0	0	0	0	0	0	.000	0	0	1	0	.000	0	0	0-0	10	0	0	1.000
TOTAL	.000	1-1	4	0	0	0	0	0	0	0	.000	0	0	1	0	.000	0	0	0-0	10	0	0	1.000

Foster, Cole

Year	avg	gp-gs	ab	r	h	2b	3b	hr	rbi	tb	slg%	bb	hbp	so	gdp	ob%	sf	sh	sb-att	po	a	e	fld%
2021	.000	1-0	2	0	0	0	0	0	0	0	.000	0	0	2	0	.000	0	0	0-0	0	0	0	.000
2022	.000	1-1	4	0	0	0	0	0	0	0	.000	0	0	0	0	.000	0	0	0-0	1	3	0	1.000
TOTAL	.000	2-1	6	0	0	0	0	0	0	0	.000	0	0	2	0	.000	0	0	0-0	1	3	0	1.000

Hill, Cam


Year	avg	gp-gs	ab	r	h	2b	3b	hr	rbi	tb	slg%	bb	hbp	so	gdp	ob%	sf	sh	sb-att	po	a	e	fld%
2022	.500	1-1	2	0	1	0	0	0	1	1	.500	0	1	1	0	.667	0	0	0-0	0	0	0	.000
TOTAL	.500	1-1	2	0	1	0	0	0	1	1	.500	0	1	1	0	.667	0	0	0-0	0	0	0	.000

Year	era	w-l	app	gs	cq	sho	sv	ip	h	r	er	bb	so	2b	3b	hr	bf	bavg	wp	hbp	bk	sfa	sha
2021	9.00	0-0	1	0	0	0/0	0	1.0	2	1	1	0	1	1	0	5	.500	0	1	0	0	0	0
TOTAL	9.00	0-0	1	0	0	0/0	0	1.0	2	1	1	0	1	1	0	5	.500	0	1	0	0	0	0

TV/RADIO ROSTER



1 CADEN GREEN



2 JOSH HALL




3 CHRIS STANFIELD



4 CARTER WRIGHT



5 KASON HOWELL



6 RYAN DYAL



7 COLE FOSTER



8 BRYSON WARE



9 BRODY MOSS



10 BRODY WORTHAM



11 GAVIN MILLER



12 DREW NELSON




14 JUSTIN KIRBY



16 CAM HILL



17 TREVOR HORNE



18 IKE IRISH



20 TOMMY SHEEHAN



21 TOMMY VAIL



22 HAYDEN MURPHY



23 PARKER CARLSON



24 NATE LARUE



25 TANNER BAUMAN



26 COOPER MCMURRAY



27 BOBBY PEIRCE




28 ELLIOT BRAY



29 CHRISTIAN HERBERHOLZ



31 MIKE BELLO



33 WILL CANNON




41 JOHN ARMSTRONG



43 CHASE ISBELL




44 RYAN OLSON



45 JOSEPH GONZALEZ



46 CHASE ALLSUP




47 CAMERON KESHOCK



51 TY MAULDIN



54 KONNER COPELAND



77 ZACH CROTCHFELT



30 BUTCH THOMPSON



36 KARL NONEMAKER



39 GABE GROSS



40 DARON SCHOENROCK