



# 2012 AUBURN FOOTBALL GAME NOTES

Auburn Media Relations | 392 South Donahue Drive | Auburn, AL 36849 | 334.844.9800

AuburnTigers.com | Facebook: Facebook.com/AUathletics | Twitter: @FootballAU and @AUathletics

## COACHES

Gene Chizik (Florida, 1985)

Auburn Record.....31-14 (4th year)  
vs. Ole Miss.....3-0  
Overall Record.....36-33 (6th year)  
vs. Ole Miss.....3-0

Hugh Freeze (Southern Miss, 1992)

Ole Miss Record.....3-3 (1st year)  
vs. Auburn.....first meeting  
Overall.....33-10 (4th year)  
vs. Auburn.....first meeting

## SERIES

### Auburn leads, 27-9

at Oxford.....AU leads, 9-2  
Last Meeting.....Auburn 41, Ole Miss 23  
.....October 29, 2011, in Auburn  
Current Streak.....AU, W3

## RANKINGS

Auburn.....not ranked  
Ole Miss.....not ranked

## TV | SEC Network

Dave Neal.....Play-by-Play  
Andre Ware.....Analysis  
Angela Mallen.....Sideline

## RADIO | AUBURN IMG NETWORK

The Auburn IMG Sports Network provides radio coverage to more than 50 stations that cover the Southeast. Rod Bramblett (play-by-play), Stan White (color), Quentin Riggins (sideline), Paul Ellen (studio & SEC Report) and Andy Burcham (locker room).

SATELLITE RADIO.....137 Sirius/199 XM  
IN AUBURN.....WKRR-FM (97.7)  
ONLINE.....AuburnTigers.com

## AUBURN FOOTBALL MEDIA RELATIONS

Kirk Sampson.....Associate AD  
sampska@auburn.edu  
Shelly Poe.....Assistant AD/Primary Contact  
slp0019@auburn.edu  
Matt Crouch.....Associate Dir./Secondary Contact  
mbc0002@auburn.edu  
Bob Grant.....Assistant Dir./Secondary Contact  
grantr@auburn.edu  
Taylor Bryan.....Assistant Dir./Secondary Contact  
jtb0028@auburn.edu  
Todd VanEmst.....Photographer  
vanemtj@auburn.edu  
Steve Sain.....Videographer  
saino2001@yahoo.com  
Main Office Phone: 334.844.9800 | Fax: 334.844.9807  
Web site: www.AuburnTigers.com  
Live stats: Auburn.Statbroadcast.com



## GAME 6

### AUBURN (1-4, 0-3 SEC) vs. Ole Miss (3-3, 0-2 SEC)

VS.



Oct. 13, 2012 | 11:21 a.m. CT

TV: SEC Network | Radio: Auburn IMG Sports Network

Vaught-Hemingway Stadium (60,580) | Oxford, Miss.

## THE GAME

Auburn (1-4, 0-3 SEC) visits Ole Miss (3-3, 0-2 SEC) in an SEC West matchup Saturday, October 13, 2012, at Vaught-Hemingway Stadium (60,580) in Oxford, Miss.

Kickoff is set for 11:21 a.m. CT and the game between the Tigers and Rebels will be televised by the SEC Network. This is the first of two consecutive SEC road games for Auburn.

## FIRST AND 10

- Auburn and Ole Miss will play in the 37th meeting between the teams. Auburn holds a 27-9 advantage in the series
- Auburn has won the last three meetings between the Tigers and the Rebels
- Emory Blake is just the ninth receiver in Auburn history to record 100 career catches; Blake ranks 10th in career yardage with 1,573 after a career-best total (118) vs. Arkansas
- The Auburn field goal defense unit has blocked three kicks this season, two by Angelo Blackson and one by Corey Lemonier
- Coach Gene Chizik is 31-14 in his fourth season as head coach at Auburn; 36-33 in his sixth season overall as a college head coach
- Tight end Philip Lutzenkirchen, a member of the Allstate AFCA Good Works Team, is a semifinalist for the Senior CLASS Award
- Onterio McCalebb leads the SEC and ranks ninth nationally in kick return average (30.62); Auburn as a team is second in the SEC in kickoff return average (27.0)
- Auburn has won 75 consecutive games when scoring 30 or more points
- With a 3.94 GPA in animal sciences, senior Ashton Richardson is a semifinalist for a National Football Foundation post-graduate scholarship
- Linebacker Daren Bates leads the SEC with 10.8 tackles per game; he ranks 10th nationally

AUBURN (1-4, 0-3 SEC)			OLE MISS (3-3, 0-2 SEC)		
Date	Opponent	Score/Time	Date	Opponent	Score/Time
Sept. 3	vs. #14 Clemson (ESPN)	L, 19-26	Sept. 1	CENTRAL ARKANSAS [PPV]	W, 49-27
Sept. 8	at Mississippi State (ESPN)	L, 10-28	Sept. 8	UTEP [FSN]	W, 28-10
Sept. 15	LOUISIANA-MONROE (SECN)	W, 31-28/OT	Sept. 15	TEXAS [ESPN]	L, 31-66
Sept. 22	#2 LSU (ESPN)	L, 10-12	Sept. 22	at Tulane [FSN]	W, 39-0
Oct. 6	ARKANSAS (ESPN2)	L, 7-24	Sept. 29	at Alabama [ESPN]	L, 14-33
Oct. 13	at Ole Miss (SECN)	11:21 a.m.	Oct. 6	TEXAS A&M [ESPNU]	L, 27-30
Oct. 20	at Vanderbilt (SECN)	11:21 a.m.	Oct. 13	AUBURN [SECN]	11:21 a.m.
Oct. 27	TEXAS A&M	TBA	Oct. 27	at Arkansas (Little Rock)	TBA
Nov. 3	NEW MEXICO STATE [HC]	TBA	Nov. 3	at Georgia	TBA
Nov. 10	GEORGIA	TBA	Nov. 10	VANDERBILT	TBA
Nov. 17	ALABAMA A&M	TBA	Nov. 17	at LSU	TBA
Nov. 24	at Alabama	TBA	Nov. 24	MISSISSIPPI STATE	TBA

All times Central

All times Central



AUBURN FOOTBALL MEDIA INFORMATION

WEEKLY MEDIA SUMMARY

SUNDAY: Coach Chizik conference call; Players post-practice
MONDAY: No practice/availability scheduled
TUESDAY: 11 a.m. Chizik Press Conference, players available post-press conference and post-practice, Coordinators available post-practice
WEDNESDAY: 12:10 p.m. SEC Teleconference; Coach Chizik, Assistant coaches available post-practice
THURSDAY: No scheduled availability; Tiger Talk (Chizik radio show) 7 p.m.
FRIDAY: No scheduled availability
SATURDAY: Game Day

SEC STANDINGS (As of Oct. 7, 2012)

WEST STANDINGS

Table with 5 columns: Team, SEC, Pct., Overall, Pct. Lists teams like Alabama, Mississippi State, Texas A&M, LSU, Arkansas, Ole Miss, Auburn.

EAST STANDINGS

Table with 5 columns: Team, SEC, Pct., Overall, Pct. Lists teams like South Carolina, Florida, Georgia, Vanderbilt, Tennessee, Missouri, Kentucky.

Ahead in the SEC

Table listing upcoming games for Saturday, October 13, including Auburn at Ole Miss, Alabama at Missouri, Florida at Vanderbilt, Kentucky at Arkansas, South Carolina at LSU, Tennessee at Mississippi State, Texas A&M vs. Louisiana Tech.

All Times Central

MEDIA AVAILABILITY All Times Central

PRACTICE

All practices are CLOSED to members of the media.

PLAYER INTERVIEWS

Player interviews should be arranged through the Auburn Media Relations Office. The following are the opportunities for player interviews, including phone interviews: Sunday post-practice, Tuesday following Coach Gene Chizik's press conference, and Tuesday post-practice. Player requests for Tuesday should be given to Shelly Poe, Bob Grant or Matt Crouch at least 24 hours in advance.

Players are off-limits Wednesday-Friday.

ASSISTANT COACH INTERVIEWS

Auburn assistant coaches will be available to the media post-practice according to the following schedule this week: Tuesday - Defensive coordinator Brian VanGorder; Offensive coordinator Scot Loeffler; Wednesday - All other assistants.

MEDIA WEB SITE - CollegePressBox.com

CollegePressBox.com is the official media website for SEC Football. Access and download weekly game notes, quotes, statistics, media guides, headshots, logos and more for the conference and each of its member schools. Login information will be distributed to accredited media or you can apply for a password by sending an e-mail to password@collegepressbox.com.

AUBURN GAME WEEK VIDEO

The Auburn Media Relations office provides video via XOS Digital throughout the season. These videos include interviews, game footage and other feature material. Videos will be posted each Tuesday prior to a game, as well as at other times throughout the week. For more information contact Steve Sain at (334) 844-9809.

GENE CHIZIK AVAILABILITY SUNDAY

Gene Chizik Teleconference Coach Chizik will typically be available to Auburn and opponents' beat writers each Sunday afternoon at 4:30 p.m. in the Media Relations office and on a teleconference for media only. For more information, contact Kirk Sampson at (334) 844-9800.

TUESDAY

Gene Chizik Press Conference

Each Tuesday at 11 a.m. in the auditorium of the Auburn Athletic Complex, Auburn will hold its weekly football press conference with head coach Gene Chizik. The press conference can also be accessed by the media in a listen only mode by dialing 1-212-812-4494, enter 2884 4377. Following Coach Chizik's press conference, selected players will be available. Players will also be available post-practice on Tuesdays.

WEDNESDAY

SEC Teleconference

Each of the SEC coaches are featured on a teleconference each Wednesday at 10 a.m. Coach Chizik begins at 12:10 a.m. Contact the SEC office for teleconference phone numbers.

THURSDAY

Tiger Talk

Coach Chizik's comments may be heard on the Auburn IMG Sports Network beginning at 7 p.m. each Thursday night. The one-hour weekly radio show offers Auburn fans the opportunity to ask questions regarding the Auburn football team. The show can also be heard on www.AuburnTigers.com. For more information contact the Auburn IMG Sports Network, (334) 826-2929.

AUBURN MEDIA RELATIONS

Official website ..... www.auburntigers.com Twitter ..... @FootballAU Facebook ..... www.facebook.com/AUathletics

HOW TO CONTACT

Media Relations (Complex) ..... 334-844-9800 Media Relation FAX (Complex) ..... 334-844-9807

Shelly Poe (Primary Contact)

cell: 334-707-4910 email: slp0019@auburn.edu

Kirk Sampson (Chizik requests)

cell: 334-750-1385 e-mail: sampska@auburn.edu

Bob Grant

cell: 334-740-0934 e-mail: grantrs@auburn.edu

Matt Crouch

cell: 334-740-4109 e-mail: mcrouch@auburn.edu

Todd Van Emst (Photographer)













cell: 334-740-1380 e-mail: todd@auburn.edu

Steve Sain (Videographer)

cell: 334-750-1388 email: saino2001@yahoo.com



2012 SCHEDULE/OPPONENTS

	vs. #14/14 Clemson Sept. 1 Atlanta, Ga. L, 19-26 ESPN	Chick-fil-A Kickoff Classic game in Georgia Dome ... first career start for QB Kiehl Frazier ... first career 100-yard rushing game for Tre Mason (106) ... career-best 109 yards receiving for Emory Blake ... four Tigers had double-digit tackles: Smith, Whitehead, Holland, Bates ... Corey Lemonier and Dee Ford each with two sacks.
	at Mississippi State Sept. 8 Starkville, Miss. L, 10-28 ESPN	Onterio McCalebb 100-yard kickoff return for touchdown was Auburn's longest since 2000 ... fifth KOR for TD of Chizik era ... safety Demetruce McNeal leading tackler with 18 ... blocked field goal by Angelo Blackson was AU's first since 2009 ... Auburn lost turnover battle 5-1 ... Bulldogs' first win in the series since 2007.
	vs. Louisiana-Monroe Sept. 15 Auburn, Ala. W, 31-28 (OT) SEC Network	Cody Parkey 35-yard field goal game-winner after Angelo Blackson blocked a ULM FG attempt in overtime ... 12th overtime game in AU history ... Onterio McCalebb 128 yds rushing, 1 TD ... TD catches by Sammie Coates and Kiehl Frazier, both 33 yards ... Tre Mason rushed for 90 yds and a TD ... Corey Lemonier also blocked a field goal.
	vs. LSU Sept. 22 Auburn, Ala. 6 p.m. ESPN	Auburn held No. 2 LSU to its lowest scoring total of the season ... second-fewest points allowed against an SEC opponent during Chizik era ... Philip Lutzenkirchen career best 5 receptions, most by an AU tight end since 2003 ... Cody Parkey extended his consecutive FG string to 9 ... Steven Clark with two 50-yd punts for second time in career
	vs. Arkansas Oct. 6 Auburn, Ala. 11 a.m. ESPN2	Career-best 118 yards receiving on 10 catches for senior Emory Blake ... 10 different receivers caught passes for Auburn from QBs Kiehl Frazier and Clint Moseley ... AU's offensive efforts were thwarted by 5 turnovers and 8 sacks ... Jonathon Mincy led Auburn tacklers with 8 ... Cody Parkey streak of 9 consecutive field goals was broken on a 49-yard attempt
	at Ole Miss Sept. 13 Oxford, Miss. 11:21 a.m. SEC Network	
	at Vanderbilt Oct. 20 Nashville, Tenn. 11:21 a.m. SEC Network	
	vs. Texas A&M Oct. 27 Auburn, Ala. TBA	
	vs. New Mexico State Nov. 3 Auburn, Ala. TBA	
	vs. Georgia Nov. 10 Auburn, Ala. TBA	
	vs. Alabama A&M Nov. 17 Auburn, Ala. TBA	
	at Alabama Nov. 24 Tuscaloosa, Ala. TBA	

AUBURN BY THE NUMBERS

Category	2012	Chizik Era
Record	1-4	31-14
SEC	0-3	15-12
West	0-3	9-9
East	0-0	6-3
Non-Conference	1-1	16-2
Home	1-2	21-5
Away	0-1	6-8
Neutral	0-1	4-1
Day	1-2	16-8
Night	0-2	15-6
TV Games	1-4	28-14
ABC	0-0	0-1
CBS	0-0	6-4
ESPN	0-3	8-5
ESPN2	0-1	4-3
ESPNU	0-0	2-1
ESPN3D	0-0	3-0
FSN	0-0	4-0
SEC Network	1-0	3-0
Scoring first	0-1	17-6
Opponent scoring first	1-3	14-8
Leading at half	1-1	23-3
Trailing at half	0-3	5-9
Tied at half	0-0	3-2
Leading after Third Quarter	1-0	24-2
Trailing after Third Quarter	0-3	5-10
Tied after Three Quarters	0-1	2-2
Overtime Games	1-0	3-0
Scoring fewer than 20 points	0-4	3-10
Scoring 20+ points	1-0	28-4
Scoring 30+ points	1-0	23-0
Allowing fewer than 20 points	0-1	10-1
Allowing 20+ points	1-3	5-12
Allowing 30+ points	0-0	10-8
Rushing for less than 100 yards	0-3	1-6
Rushing for 100+ yards	1-1	30-8
Rushing for 200+ yards	1-0	23-4
Passing for 200+ yards	0-1	17-3
Passing for 300+ yards	0-0	5-0
Totaling less than 300 yards	0-2	1-6
Totaling 300+ yards	1-2	30-8
Totaling 400+ yards	1-0	24-1
Allowing less than 100 yards	0-0	10-1
Allowing less than 300 yards	0-0	9-1
Allowing 300+ yards	1-4	22-13
Having 100-yard rusher	1-1	19-5
Opp 100 yard rusher	0-1	7-5
No Turnovers	0-0	7-0
Fewer than 3 turnovers	1-1	26-7
3 or more turnovers	0-3	2-7
No takeaways	1-0	6-4
Fewer than 3 takeaways	0-4	20-13
3 or more takeaways	0-0	9-0
More than 30:00 of possession	0-0	14-1
Less than 30:00 of possession	1-4	17-12



STATISTICAL COMPARISON

Auburn vs. Ole Miss 2012 Per Game Statistics

Table with 3 columns: Statistic, AU, UM. Rows include Points, Total Offense, First Downs, Rushing Yards, Passing Yards, Time of Possession, 3rd Down Pct., Points Allowed, Yards Allowed, Rushing Yards Allowed, Passing Yards Allowed.

STATISTICAL LEADERS

RUSHING YARDS

Table with 2 columns: AUBURN, OLE MISS. Rows list player names and rushing yards.

PASSING YARDS

Table with 2 columns: AUBURN, OLE MISS. Rows list player names and passing yards.

RECEPTIONS

Table with 2 columns: AUBURN, OLE MISS. Rows list player names and reception counts.

POINTS SCORED

Table with 2 columns: AUBURN, OLE MISS. Rows list player names and points scored.

TACKLES

Table with 2 columns: AUBURN, OLE MISS. Rows list player names and tackle counts.

INTERCEPTIONS

Table with 2 columns: AUBURN, OLE MISS. Rows list player names and interception counts.

SACKS

Table with 2 columns: AUBURN, OLE MISS. Rows list player names and sack counts.

Series Records

Auburn leads the all-time series with Ole Miss by a 27-9 advantage. The Tigers are 9-2 all-time in games in the series played in Oxford; other contests have taken place at Birmingham (UM leads 1-0); at Jackson, Miss. (AU leads 3-0); at Jacksonville, Fla. (AU leads 1-0); at Memphis, Tenn. (UM leads 2-0); at Mobile (UM leads 1-0); and at Montgomery (tied 1-1).

The first matchup between the two schools came in 1928, a 19-0 Ole Miss win in Birmingham.

Auburn has won the last three meetings in the series with Ole Miss and the last four in Auburn. Six of the last seven games in the SEC series have been decided by double digits, including three games decided by 20 points or more.

More series notes:

There have been three shutouts in the series with Auburn winning all three games.

The Tigers have held Ole Miss under 200 yards passing in six of the last seven meetings. The Rebels have topped 200 yards passing just 10 times in the history of the series.

Auburn has not thrown an interception in the past three meetings and has thrown just six in the last 15 games against the Rebels.

Dating back to 1971, the Tigers are 13-0 when rushing for 200+ yards as a team against the Rebels.

Auburn has had at least one rushing touchdown in the last 12 games and in 34 of the 36 games vs. Ole Miss. The Tigers did not rush for a score in the 1999 and 1972 meetings.

The teams have met twice in bowl games. Auburn won the 1970 Gator Bowl in Jacksonville 35-28, while Ole Miss was a 13-7 winner in the 1965 Liberty Bowl in Memphis.

SEC Numbers

In SEC action all-time, Auburn holds a 291-226-18 overall record. In SEC games played in Auburn, the Tigers are 118-50-6 all-time, and are 9-5 in SEC home contests under Gene Chizik since 2009.

In all SEC games played away from Auburn, the Tigers are 173-176-12 overall. Under Chizik, Auburn is 7-7 in SEC road play.

For Starters

When the Auburn-Ole Miss game kicks off, the Tigers will have a total of 39 players with at least one game of starting experience during their college careers. Tops among those are: Daren Bates (40); Nosa Eguae (24); Philip Lutzenkirchen (22); Emory Blake (20); and Corey Lemonier and Onterio McCalebb (19).

Making their first career starts for Auburn during the 2012 season have been nine different players: Angelo Blackson and Trent Fisher on defense; Kiehl Frazier, Jay Prosch, Tunde Fariyike, Greg Robinson, Avery Young, Tre Mason and Patrick Miller on offense.

Auburn W/L Records

Table with 2 columns: Season, Record. Rows include Seasons (120th), All-Time Record (712-409-47 (.630)), SEC (291-226-18 (.564)), Jordan-Hare (286-72-7 (.797)), October Games (298-153-18 (.656)), October Home (163-32-3 (.835)), October Road (135-121-15 (.526)).

In October

Auburn is 298-153-18 (.656) all-time in the month of October, and has won nine of its last 12 October contests.

Auburn's all-time home record in October is 163-32-3 (.835). Away from Auburn, the Tigers are 135-121-15 (.526) during the month of October. Auburn's October record under Gene Chizik is 10-6. Auburn has posted a winning October record in seven of the last nine football seasons.

On October 13

Auburn has an 11-3 all-time record in all games played on the date of October 13. The all-time results:

- 1906: Gordon@Auburn;W, 15-0
1917: Camp Sheridan@Montgomery, W 13-0
1923: Samford@Auburn; W, 30-0
1928: @Florida; L, 0-27
1934: @LSU; L, 6-20
1951: Florida@Auburn; W, 14-13
1956: @Kentucky; W, 13-0
1962: UT-Chatt@Auburn; W, 54-6
1973: LSU@Auburn; L, 6-20
1979: Vanderbilt@Auburn; W, 52-35
1984: @Florida State; W, 42-41
1990: Vanderbilt@Auburn; W, 56-6
2001: Florida@Auburn; W, 23-20
2007: @Arkansas; W, 9-7





**Rise And Shine**

The Tigers are 6-3 in games with a morning kickoff (pre-noon local time) under head coach Gene Chizik, dating back through 2009.

**30+ Points Equals Victory**

Auburn has won 75 consecutive games when scoring 30 or more points. The last time the Tigers lost when registering at least 30 points was a 56-49, four overtime loss to Georgia in 1996. In its history, Auburn is now 292-4 all-time when scoring at least 30 points.

**First College Action**

A total of 20 different players have seen their first career action for Auburn this season. The complete list: Mike Blakely, Sammie Coates, Kris Frost, Justin Garrett, Corey Grant, Forrest Hill, Joshua Holsey, Jonathan Jones, Jake Lembke, Ricardo Louis, Casanova McKinzy, Patrick Miller, Jay Prosch, Melvin Ray, Greg Robinson, Jordan Spriggs, Anthony Swain, Jonathan Wallace, Christian Westerman and Avery Young.

**The D-Line**

Auburn's veteran defensive line can account for 85 career starts among seven Tigers: Nosa Eguae, Corey Lemonier, Jeffrey Whitaker, Kenneth Carter, Gabe Wright, Dee Ford and Angelo Blackson. They are averaging more than 17 tackles and 5 quarterback hurries per game.

That stellar group accounted for 22 tackles in the opener with Clemson. Preseason All-American Corey Lemonier was credited with nine tackles and a pair of sacks (-7); that marks the third time in eight games that Lemonier recorded a multiple-sack game. Junior Dee Ford had two sacks of Clemson's Tajh Boyd for -14 yards; those two sacks and his seven tackles overall were both career bests for Ford.

Against Mississippi State, the defensive line came up with 17 tackles, 3.5 TFL and a seven-yard sack by Lemonier. Angelo Blackson also blocked a Mississippi State field goal attempt, the first blocked field goal by Auburn since Jake Ricks had a field goal block versus Kentucky in 2009.

In the win over ULM, the defensive line accounted for 19 tackles, including an 8-yard sack by Ford, and 9 quarterback hurries; Lemonier led the group with 5 tackles and 4 hurries, and he blocked a third-quarter ULM field-goal attempt, the second blocked kick of his career (he previously blocked a South Car-

olina PAT attempt in 2011). And in overtime, Blackson tipped a ULM field goal attempt for his second block in as many weeks.

Lemonier came through with two sacks (-15) against LSU to give him 16.5 sacks for his career, placing him among Auburn's career top 10 in that statistic. The junior from Hialeah, Fla., has recorded four multiple-sack games during his career, two of those this season. He ranks 21st among NCAA leaders with 1.0 sacks per game.

Against LSU, both Jeffrey Whitaker and Blackson forced opponent fumbles and Lemonier was credited with a fumble recovery. Blackson also forced an Arkansas fumble.

**Parkey For Three**

With his first career game-winning field goal in overtime versus ULM, junior Cody Parkey earned SEC special teams player of the week honors.

Parkey made nine consecutive field goals (through the 2011 Chick-fil-A Bowl vs. Virginia) before missing on a 49-yard attempt versus Arkansas; Parkey has made 13 of his last 16 field goal attempts back through last year's Florida game.

Against Clemson, Parkey converted on four field goals in a game (37-46-27-36 yards) for the first time in his career, tying a Chick-fil-A Kickoff Classic record; he had three field goals last season vs. Florida Atlantic. The last Auburn kicker with four field goals in a game was Wes Byrum at Tennessee in 2009. Parkey's 46-yard field goal in the third quarter vs. Clemson was a career long for the junior kicker, earning him Lou Groza Award star of the week honors.

Parkey currently ranks 29th in the NCAA with 1.40 field goals made per game; he ranks fourth among SEC kickers.

His career field goal percentage of .769 ranks him third all-time at Auburn, behind Scott Etheridge (.791/1992-93) and Matt Hawkins (.788/1994-95).

**The O-Zone**

Onterio McCalebb is just the second SEC player all-time to record more than 2,000 career rushing yards, 1,000 career kick return yards, and 500 career receiving yards. The first was Kentucky's Derrick Locke, with 2,618 yards rushing, 1,464 yards on kick returns, and 883 receiving yards from 2007-10.

**QUICK FACTS**

**Auburn University**

Location.....	Auburn, Ala.
Founded.....	1856
Joined SEC.....	1932 (Original member)
Enrollment.....	25,469
Nickname.....	Tigers
Colors.....	Burnt Orange and Navy Blue
Facility (Capacity).....	Jordan-Hare Stadium (87,451)
Jordan-Hare Stadium Record.....	285-70-7
Playing Surface.....	Natural Grass
President.....	Dr. Jay Gogue
Director of Athletics.....	Jay Jacobs
Faculty Representative.....	Dr. Mary Boudreaux

**Football History**

First Year of Football.....	1892
All-Time Record (Years).....	712-409-47 (120th)
All-Time SEC Record (Years).....	291-226-18 (79th)
Number of SEC Championships (Last).....	6 (2010)
All-Time Bowl Record.....	22-13-2
BCS Bowl Games.....	2 (2-0)
Number of National Championships (Years) ...	2 (1957, 2010)
First-Team All-Americans.....	71
National Coach of the Year winners.....	2
Broyles Award winners.....	2
Heisman Trophy winners.....	3
Lombardi Award winners.....	2
Manning Award winners.....	1
Maxwell Award winners.....	1
Davey O'Brien Award winners.....	1
Outland Trophy winners.....	2
Thorpe Award winners.....	1
First-Team All-SEC Selections.....	241

**Team Facts**

Head Coach.....	Gene Chizik
Alma Mater, Year.....	Florida, 1985
Year as Head Coach at Auburn.....	4th
Offensive Coordinator.....	Scot Loeffler
Defensive Coordinator.....	Brian VanGorder
Assistant Head Coach/Wide Receivers.....	Trooper Taylor
Tight Ends/Special Teams Coordinator.....	Jay Boulware
Offensive Line.....	Jeff Grimes
Running Backs/Recruiting Coordinator.....	Curtis Luper
Secondary.....	Willie Martinez
Defensive Line.....	Mike Pelton
Linebackers.....	Tommy Thigpen

**Football Quick Facts**

2011 Record.....	8-5
2011 SEC Record.....	4-4
SEC Finish.....	4th, Western Division
Bowl.....	Chick-fil-A, def. Virginia, 38-24
Lettermen Returning/Lost.....	38/31
Starters Returning.....	6 (3 offense, 3 defense)
Starters Lost.....	16 (8 offense, 8 defense)



TIGERS PERFECT TWICE SINCE 2004

Auburn is the only Southeastern Conference team to record two perfect seasons since 2004, going 13-0 in '04 and 14-0 in 2010. Since the 2004 season, Auburn has won 43 of its 67 SEC games and 45 of its 70 games against SEC schools, including the 2004 (vs. Tennessee) and 2010 (vs. South Carolina) SEC Championship games. SEC record since 2004:

Table with 3 columns: Team, W-L, Pct. Rows include LSU, Florida, Alabama, Georgia, Auburn, South Carolina, Arkansas, Tennessee, Mississippi State, Kentucky, Ole Miss, Vanderbilt.

AUBURN IN OVERTIME

Auburn OT Record: 7-5 Home: 5-3 Road: 0-2 Neutral: 2-0 SEC: 1-4 Non-Conference: 6-1

Table with 3 columns: Date, Opponent, Result. Lists overtime games from 11/16/96 to 9/15/12.

All games 1 OT unless noted Home Games All Caps \* Chick-fil-A Bowl ^ Outback Bowl

Auburn OT Records: First OT Game in SEC History: Auburn vs. Georgia, 1996 Most OT Periods: 4, vs. Georgia, 1996 Most OT Points Scored: 21 vs. Georgia, 1996 Most Rushing Yards: 40, Carnell Williams vs. Syracuse, 2002 Most Passing Yards: 45, Dameyune Craig vs. Georgia, 1996 Most Receiving Yards: 23, Karsten Bailey vs. Georgia, 1996

McCalebb now has 2,278 yards rushing, to rank 11th among Auburn's career leaders. His 6.31 yards per carry average places him third all-time at Auburn, behind Brent Fullwood (7.15) and Bo Jackson (6.62).

His 128-yard performance on the ground in the win over ULM, was McCalebb's fourth career 100-yard rushing game and his first since last year's Chick-fil-A Bowl vs. Virginia (109). Those 128 yards rushing were the second-highest single game total of his career. With his 4-yard TD run for Auburn's first score of the LSU game, McCalebb now has 20 career rushing touchdowns, and 25 touchdowns overall.

He is fourth on the receptions by a running back list with 54 and fifth for receiving yardage by a running back with 525, passing Carnell Williams/2001-04. McCalebb has caught at least one pass in the last 21 games; he has 46 receptions for 427 yards during that span.

McCalebb's kickoff return for a touchdown to start the second half at Mississippi State was the second such score of his career; the senior from Fort Meade, Fla., scored on an 83-yd return vs. Alabama in 2011. It was Auburn's first 100-yard return since Tim Carter vs. LSU in 2000. The last player to return a kickoff for a touchdown vs. Mississippi State was Arkansas' Darren McFadden in 2006. During the Chizik Era, five kickoff returns have gone for touchdowns. AU had its previous five kickoff returns for TD in a 298-game span from 1984-2008.

McCalebb has moved up to sixth among Auburn's career all-purpose yardage leaders with 3,885 yards, just 43 yards behind Thomas Bailey (3,928 yards from 1991-94).

The Line On Lutz

Auburn's leading receiver against LSU with five receptions for 29 yards, Philip Lutzenkirchen became the first AU tight end to catch five passes in a game since Cooper Wallace, who caught five for 60 yards at Georgia in 2003.

Lutz is now third all-time in Auburn career receiving yards by a tight end, with 619, passing Fred Baxter (1991-92) who had 584 career receiving yards. Second in career tight end receptions is Robert Johnson, who caught 57 passes for 741 yards from 2000-02. Lutz is third in career catches by a tight end with 57.

Lutzenkirchen already holds the Auburn record for career touchdowns by a tight end with 14.

The 1-2-3 Punch

The third member of Auburn's skilled senior 1-2-3 Punch on offense is receiver Emory Blake, who is also making a mark on the Tiger record book.

Starting the season with a then career-best 109 receiving yards versus Clemson, Blake topped that total with 118 yards receiving on 10 catches against Arkansas, both career highs. His previous high was seven catches vs. Mississippi State in 2011. This was the most catches by an Auburn receiver in a game since the 2009 season, when Darvin Adams had 10 receptions against Northwestern in the Outback Bowl.

Blake is just the ninth receiver in Auburn history to record 100 career catches, and his current per-catch average of 15.73 yards is fifth among that group.

Blake is now fifth on the Auburn career touchdown receptions list with 15 scores (tied with Frank Sanders/1991-94 and Byron Franklin/1977-80). Blake has also joined the Top 10 on Auburn's all-time receiving yardage list; he is tied for 10th with Franklin with 1,573 yards. Ahead in ninth place is Rodgeriquis Smith (2004-08) with 1,598 receiving yards.

Tackling Daren Bates

Senior linebacker Daren Bates, now with 276 career tackles to date, led Auburn with 104 tackles last year, and has already recorded 54 tackles in five games this season, an average of 10.8 per contest. The reclusive Bates leads the SEC this week in tackles per game average and ranks 10th among NCAA leaders in tackles per game. He is now 21st among Auburn's career tackle leaders.

No Auburn player since the NCAA began charting tackles off press box totals instead of coaches' film (since 2004) has had back-to-back 100+ tackle seasons; the last Auburn player to do so was Takeo Spikes in 1996-97.

Items Of Note/Vs. Arkansas

T'Sharvan Bell's recovery of a fumbled Arkansas punt return was Bell's second career fumble recovery; Daren Bates' fumble recovery in the fourth quarter was his first of the season and third of his career.

**SEC Champions:**  
**1957, 1983, 1987, 1988, 1989, 2004, 2010**  
**SEC West Champions:**  
**1997, 2000, 2001, 2002, 2004, 2005, 2010**

## 2012 AUBURN FOOTBALL GAME NOTES



Auburn opponents have missed seven of their last nine field goal attempts and are 6-of-14 on the season on field goal tries.

Travante Stallworth gained 22 yards on a second-quarter pass from Kiehl Frazier, Stallworth's longest gain of the season.

### Average Per Down

Here's a breakdown of how the 2012 Auburn offense is operating on first, second, third and fourth down.

On first down, the Tigers have run a total of 137 plays, gaining 694 yards for an average of 5.1 yards per play. On second down, AU has tried 97 plays for 579 yards, an average of 5.9 per play. On third down, the Tigers have run 60 plays, gaining 227 yards for a 3.7 average. Auburn has tried only three fourth-down attempts, gaining two yards.

Auburn's touchdowns this season have come three times on first down (2 rush, 1 pass), twice on second down (2 pass), and two times on third down (1 rush, 1 pass).

### Scoring By Quarters

This season in the first quarter, the Tigers have been outscored by the opposition 26-21. In the second quarter, Auburn's opponents hold a narrow 27-23 edge. In the third quarter, Auburn leads its opponents 27-20. Opponents have outscored Auburn 45-3 in the fourth quarter thus far this season. Auburn has held its opponents scoreless in five quarters (25%) this year.

### When Scoring 20+ Points

Since 2001, Auburn is 99-12 (.892) when scoring 20 or more points in a game. Dating back to the start of the 1993 season, Auburn is 142-19-1 (.878) when scoring 20 or more points in a game.

### On Scholarship

Formerly walk-ons, junior deep snapper Jake Lembke, sophomore defensive back Trent Fisher and sophomore tailback Corey Grant were put on scholarship for the Fall Semester; classes began August 16.

### Senior Bowl Watch List

Five Auburn seniors are among the players listed on the 2013 Senior Bowl watch list: defensive back T'Sharvan Bell, wide receiver Emory Blake, tight end Philip Lutzenkirchen, tailback Onterio McCalebb and offensive lineman John Sullen.

The nation's premier all-star game unveiled its first ever "Watch List," highlighting 312 seniors and top NFL draft prospects from 114 different schools to keep an eye on during the 2012 college football season. The top 100 seniors in the country will be invited to participate in the 2013 Senior Bowl, set for Saturday, January 26, in Mobile's Ladd-Peebles Stadium. The SEC led all conferences with 71 players on the watch list.

### Winningest Programs

Entering the 2012 campaign, Auburn ranked among the 15 winningest BCS college football programs in terms of all-time wins; the Tigers now have 712 total victories.

Teams that have 700+ all-time wins: Michigan, Texas, Nebraska, Notre Dame, Penn State, Ohio State, Oklahoma, Alabama, Tennessee, Southern Cal, Georgia, LSU, Auburn and West Virginia.

### The Captains

Auburn is selecting game captains prior to each contest during the 2012 season. Captains for the season opener versus Clemson were seniors T'Sharvan Bell, Onterio McCalebb, Daren Bates and Philip Lutzenkirchen.

Captains at Mississippi State were: Daren Bates, T'Sharvan Bell, Onterio McCalebb, Jay Prosch and Philip Lutzenkirchen.

Game captains in the home opener versus ULM were: Daren Bates, T'Sharvan Bell, Emory Blake and John Sullen.

Game captains for Auburn versus LSU were: Daren Bates, T'Sharvan Bell, Onterio McCalebb and Philip Lutzenkirchen.

Emory Blake, Daren Bates, Corey Lemonier and Onterio McCalebb served as game captains against Arkansas.

### Halftime Rallies

Five times during the Chizik era the Tigers have rallied to win after trailing at halftime. The 2011 Tigers rallied from a 21-14 halftime deficit against Utah State in the 2011 season opener for a 42-38 victory.

The 2010 Tigers pulled the trifecta, overcoming deficits to Clemson, South Carolina (reg. season) and Alabama. Chizik's first team (2009) had one halftime rally to beat West Virginia.

### TIGERS IN THE NFL (As of Oct. 7, 2012)

#### Active Players

Name	Pos.	Team
Devin Aromashodu	WR	Minnesota Vikings
Rob Bironas	K	Tennessee Titans
Ronnie Brown	RB	San Diego Chargers
Jason Campbell	QB	Chicago Bears
Karlos Dansby	LB	Miami Dolphins
King Dunlap	OL	Philadelphia Eagles
Nick Fairley	DT	Detroit Lions
Tyrone Green	OL	San Diego Chargers
Quentin Groves	LB	Arizona Cardinals
Ben Grubbs	OL	New Orleans Saints
Josh Harris	DS	Atlanta Falcons
Will Herring	LB	New Orleans Saints
Spencer Johnson	DE	Buffalo Bills
Pat Lee	DB	Oakland Raiders
Sen'Derrick Marks	DT	Tennessee Titans
Cam Newton	QB	Carolina Panthers
Ben Obomanu	WR	Seattle Seahawks
Jerraud Powers	DB	Indianapolis Colts
Jay Ratliff	DE	Dallas Cowboys
Carlos Rogers	DB	San Francisco 49ers
Takeo Spikes	LB	San Diego Chargers
Ben Tate	RB	Houston Texans
Neiko Thorpe	DB	Kansas City Chiefs

#### Injured Reserve

Brandon Mosley	OL	New York Giants
Mario Fannin	RB	Denver Broncos
Brandon Jacobs	RB	San Francisco 49ers
Pat Sims	DT	Cincinnati Bengals
Lee Ziemba	OL	Carolina Panthers

#### Practice Squads

Zach Clayton	DT	Tennessee Titans
Josh Bynes	LB	Baltimore Ravens

#### Notables

- Auburn currently has 28 players on NFL rosters, representing 22 different NFL teams.

- Auburn has had 27 players taken in the first round & four No. 1 overall draft picks: Cam Newton (Carolina, '11), Aundray Bruce (Atlanta, '88), Bo Jackson (Tampa, '86) & Tucker Frederickson (NY Giants, '65).

- At least one former Tiger has been selected to the last 14 consecutive Pro Bowls.

- Auburn has had at least one former player in seven of the last eight Super Bowls.





# 2012 AUBURN FOOTBALL GAME NOTES

Perfect Seasons:  
1900, 1904, 1913, 1957, 1993, 2004, 2010  
National Champions:  
1957, 2010

## CAREER PARTICIPATION/STARTS

No.	Name	Pos.	GP/GS
25	Daren Bates	LB	43/40
22	T'Sharvan Bell	DB	39/15
3	DeAngelo Benton	WR	37/2
98	Angelo Blackson	DL	18/5
80	Emory Blake	WR	41/20
22	Mike Blakely	RB	4/0
4	Quan Bray	WR	18/3
48	Blake Burgess	FB	32/0
92	Kenneth Carter	DT	26/10
30	Steven Clark	P	23/-
18	Sammie Coates	WR	5/0
11	Chris Davis	CB	30/16
52	Justin Delaine	DE	1/0
89	Jaylon Denson	WR	18/0
50	Reese Dismukes	C	17/17
94	Nosa Eguae	DE	32/24
35	Jonathan Evans	LB	40/14
65	Tunde Fariyike	OL	18/1
31	Trent Fisher	DB	13/1
14	Erique Florence	DB	17/0
95	Dee Ford	DE	34/6
10	Kiehl Frazier	QB	17/5
17	Kris Frost	LB	5/0
11	Brandon Fulse	TE	18/5
26	Justin Garrett	LB	13/1
20	Corey Grant	RB	1/0
64	Forrest Hill	DS	5/-
5	Jake Holland	LB	25/11
15	Joshua Holsey	DB	5/0
21	Jonathan Jones	DB	5/0
59	Jake Lembke	DE	5/-
55	Corey Lemonier	DE	32/19
5	Ricardo Louis	WR	4/0
43	Philip Lutzenkirchen	TE	43/22
21	Tre Mason	RB	17/1
23	Onterio McCalebb	RB	43/19
30	Cassanova McKinzy	LB	3/0
12	Demetruce McNeal	DB	31/15
16	Ikeem Means	DB	44/0
51	Patrick Miller	OL	5/2
6	Jonathan Mincy	DB	18/8
8	Anthony Morgan	WR	26/1
15	Clint Moseley	QB	12/6
10	LaDarius Owens	DE	11/0
36	Cody Parkey	K	25/-
35	Jay Prosch	FB	5/1
82	Melvin Ray	WR	5/0
1	Trovon Reed	WR	16/2
56	Ashton Richardson	LB	29/0
73	Greg Robinson	OL	5/5
13	Craig Sanders	DE	31/0
96	Devaunte Sigler	DL	15/0
62	Chad Slade	OL	18/15
24	Ryan Smith	DB	29/2
46	Jordan Spriggs	DB	5/0
85	Travante Stallworth	WR	33/12
71	John Sullen	OL	43/17
44	Anthony Swain	LB	4/0
27	Robenson Therezie	RB	17/0
74	Jamar Travis	DL	42/0
81	C.J. Uzomah	TE	18/0
75	Christian Westerman	OL	1/0
54	Jeffrey Whitaker	DT	32/18
19	Ryan White	DB	24/4
9	Jermaine Whitehead	DB	18/6
90	Gabe Wright	DL	17/3
56	Avery Young	OT	4/3

Auburn has had three “walk-off ” wins under Chizik, two coming in 2010. The Tigers defeated Oregon in the BCS National Championship Game and Kentucky on the road on field goals as time expired. A 35-yard field goal in overtime by Cody Parkey vs. ULM in 2012 clinched that victory.

Date	Opponent/Halftime	Final
9/3/11	Utah State/Trailed 21-14W,	42-38
11/26/10	at Alabama/Trailed 24-0W,	28-27
9/25/10	South Caro/Trailed20-14 W,	35-27
9/18/10	Clemson/Trailed 17-3W,	27-24 OT
9/19/09	West Va./Trailed 21-20W,	41-30

### Good Works Team

Auburn senior Philip Lutzenkirchen is one of 22 members of the 2012 Allstate AFCA Good Works Team®, one of college football’s most prestigious off-the-field honors recognizing a select group of players committed to making a difference in their communities.

Lutzenkirchen has taken on visiting and supporting children with cancer as his personal mission, and has made an impact on several of them both near Auburn and in his hometown by visiting them and bringing teammates along, corresponding with them, and offering encouragement to siblings and family. He is active in service projects with Auburn student-athletes and has been asked by several colleges/departments at AU to visit with prospective students as an Auburn Ambassador.

Lutzenkirchen helped start a Youth for Christ chapter at a local high school and works with his family in Marietta, Ga., on donation projects for underprivileged youth throughout the year (Christmas, Easter, back to school, etc.). A member of the SEC Academic Honor Roll, he is scheduled to graduate in December.

### Richardson NFF Scholar-Athlete Nominee

Senior Ashton Richardson, who holds a 3.94 GPA in Animal Sciences, is one of 147 national semifinalists for the National Football Foundation’s postgraduate scholarship award.

The NFF Awards Committee will select up to 16 recipients, and the results will be announced via a national press release on Thursday, October 25. Each recipient will receive an \$18,000 postgraduate scholarship, and they will vie as finalists for the 2012 William V. Campbell Trophy.

### In Non-Conference Games

Under Gene Chizik, the Tigers are now 16-2 against non-conference opponents, their

only losses coming versus Clemson, 38-24 in 2011 and 26-19 in this year’s season opener. In non-conference matchups, Auburn is 12-0 at home, 0-1 in road games and 4-1 at neutral sites during the Chizik era.

### James Owens Among SEC Legends

The Southeastern Conference 2012 Football Legends Class includes 14 former SEC stars who have made a name for themselves as great athletes on the playing field. Auburn’s 2012 recipient is James Owens, the first African-American football player at Auburn.

The class will be honored at the 2012 SEC Football “Weekend of Champions” Nov. 30-Dec. 1 in Atlanta, Ga. The annual SEC Legends Dinner presented by AT&T will be held Nov. 30 at the Atlanta Hyatt Regency; the group will be recognized prior to the SEC Football Championship Game at the Georgia Dome on Saturday, December 1.

### Senior Class Award

Tight end Philip Lutzenkirchen is one of 30 student-athletes selected as candidates for the 2012 Senior CLASS Award® in college football. To be eligible, a student-athlete must be an NCAA Division I FBS senior and have notable achievements in four areas of excellence – community, classroom, character and competition.

An acronym for Celebrating Loyalty and Achievement for Staying in School®, the Senior CLASS Award focuses on the total student-athlete and encourages students to use their platform in athletics to make a positive impact as leaders in their communities.

The candidate class will be narrowed to 10 finalists midway through the regular season. For more information on all the candidates, visit seniorCLASSaward.com.

### Where They Go Next

Auburn football travels to Vanderbilt on Saturday, October 20, for the second of back-to-back SEC road games for the Tigers. Ole Miss is idle that day; the Rebels play Arkansas in Little Rock on Saturday, October 27.

Auburn returns home to Jordan-Hare Stadium Saturday, October 27, hosting Texas A&M on Military Appreciation Day. Tickets remain for all home games except Georgia. For more information or questions, contact the ticket office by email at tickets@auburn.edu or by phone at 855-AUB-2010.





**AUBURN'S SPECIAL TEAMS**

**“We feel very comfortable putting the game on the line with our special teams to win it.”**

*- Head Coach Gene Chizik*

**SEC Leader**

Onterio McCalebb leads the SEC in kickoff return average this week, gaining 30.62 yards per run on his eight returns this season. He is ninth among NCAA leaders in that category.

The senior from Fort Meade, Fla., has four returns of 20 yards or better this season: 100 (Miss St); 43 (LSU); 24 (ULM); 20 (Miss St).

**Kickoff Kings**

Auburn is third in the NCAA in kickoff return coverage (13.5 yards per return) behind national leaders Temple (12.2) and Akron (13.45); only four of the nation's 120 FBS teams are holding opponents to 15 yards per return or less in that category.

The Tigers are second in the SEC in kickoff return average (27.0 yards/return), ranking 14th among NCAA leaders in that statistic after five games.

The Auburn season record for team kick return average is 27.3, set in 2005.

**AU Top Season KOR Averages/Team**

27.3	2005 (26/711)
25.9	2006 (36/934)
25.2	1988 (22/554)
24.7	2011 (55/1356)
24.5	2008 (39/956)

**Three Blocked Kicks And Counting**

Auburn blocked two ULM field goal attempts and has three blocks on the season. Corey Lemonier blocked one with 3:52 left in the third quarter; Auburn was ahead 28-14 at the time. Lemonier now has two career blocks, the other coming on an extra point against South Carolina in 2011.

Angelo Blackson had the second blocked field goal vs. ULM, tipping the Warhawks' try in overtime. With a block of a field goal attempt at Mississippi State as well, Blackson had blocks in back-to-back games. Auburn has blocked five opponent kicks (3 FG, 2 punt) in the last five games. The Tigers have 12 total blocked kicks during the Chizik era.

**Take It To The House**

McCalebb's kickoff return for a touchdown to start the second half at Mississippi State was the second such score of his career; the senior from Fort Meade, Fla., scored on an 83-yard return vs. Alabama in 2011. It was Auburn's first 100-yard return since Tim Carter vs. LSU in 2000. The last player to return a kickoff for a touchdown vs. Mississippi State was Arkansas' Darren McFadden in 2006.

It was the fifth touchdown on a kickoff return of the Chizik era. In 45 games during Chizik Era, five kickoff returns have gone for

touchdowns. Prior to that, Auburn had just five kickoff returns for a TD in the 298-game span from 1984-2008.

**Nine In A Row**

Cody Parkey, who kicked the game-winning 35-yard field goal in overtime against ULM, converted on nine straight three-pointers dating back through last season, before missing on a 49-yarder vs. Arkansas. That tied for the third best string of consecutive field goals since 1981. Jaret Holmes converted 12 straight in 1997 to top the list.

Parkey is now 7-8 on field goals this year, and is 8-8 this season on PAT kicks. He made four field goals versus Clemson, tying a Chick-fil-A Kickoff Classic record. He ranks among the NCAA's top 30 kickers in field goals per game (1.40). Parkey's game-winner against ULM earned him SEC Special Teams Player of the Week honors.

**No Return Policy**

Punter Steven Clark, a 2011 Ray Guy Award finalist, continues to excel. Only two of his 28 punts this season have been returned. Clark is averaging 38.3 yards per punt, placing eight kicks inside the 20. His long kick of the season was 54 yards against LSU. For his career, Clark has a 39.7 average with 43 punts landing inside the 20.

**BLOCKED KICKS (FG, PAT & PUNT) IN THE CHIZIK ERA**

Year	Kick	Player (Opponent)
2012:	FG	Angelo Blackson (ULM)
	FG	Corey Lemonier (ULM)
	FG	Angelo Blackson (Mississippi St.)
2011:	Punt	Angelo Blackson (Virginia)
	Punt	Garrett Harper (Virginia)
	PAT	Corey Lemonier (South Carolina)
2010:	Punt	Antonio Goodwin (Arkansas)
	PAT	Mike Blanc (Arkansas State)
2009:	PAT	Antonio Coleman (Northwestern)
	PAT	Antonio Coleman (Ole Miss)
	FG	Jake Ricks (Kentucky)
	PAT	Nick Fairley (Tennessee)

**KICKOFF RETURN TOUCHDOWNS IN THE CHIZIK ERA**

Year	Yards	Player (Opponent)
2012:	100	Onterio McCalebb (Mississippi St.)
2011:	83	Onterio McCalebb (Alabama)
	97	Tre Mason (Utah State)
2010:	95	Demond Washington (Ole Miss)
2009:	99	Demond Washington (Georgia)

**AU ALL-TIME CONSECUTIVE FIELD GOAL STREAKS**

Consecutive FGs	Player	Year(s)
12	Jaret Holmes	1997
11	Damon Duval	2000
<b>9</b>	<b>Cody Parkey</b>	<b>2012</b>
9	Wes Byrum	2009-10
9	Rob Bironas	1998
8	Wes Byrum	2010
8	Wes Byrum	2009
8	Damon Duval	2001
8	Jim Bon Wyl	1990

Records since 1981



# 2012 AUBURN FOOTBALL GAME NOTES

Perfect Seasons:  
1900, 1904, 1913, 1957, 1993, 2004, 2010  
National Champions:  
1957, 2010

## 2012 AUBURN FOOTBALL NUMERICAL ROSTER

No.	Name	Pos.	Ht.	Wt.	Yr.	Hometown	No.	Name	Pos.	Ht.	Wt.	Yr.	Hometown
1	Trovon Reed	WR	6-0	190	So.	Thibodaux, LA	42	Chandler Shakespeare	RB	5-10	209	Jr.	Oxford, AL
3	DeAngelo Benton	WR	6-2	201	Sr.	Bastrop, LA	43	Philip Lutzenkirchen	TE	6-5	255	Sr.	Marietta, GA
4	Quan Bray	WR	5-10	185	So.	LaGrange, GA	44	Anthony Swain	LB	6-2	235	RFr.	Gadsden, AL
5	Jake Holland	LB	6-1	241	Jr.	Pelham, AL	44	Johnny Lockett	RB	5-8	192	So.	Sweet Water, AL
5	Ricardo Louis	WR	6-2	210	Fr.	Miami Beach, FL	45	Keymiya Harrell	DE	6-4	260	RFr.	Selma, AL
6	Jonathon Mincy	DB	5-10	190	So.	Decatur, GA	46	Ricky Parks	TE	6-4	248	Fr.	Hogansville, GA
8	Anthony Morgan	WR	5-11	197	Sr.	Brantley, AL	46	Jordan Spriggs	DB	5-9	189	So.	Mobile, AL
9	Jermaine Whitehead	DB	5-11	202	So.	Greenwood, MS	47	Patrick Young	TE	6-4	229	RFr.	Trussville, AL
10	Kiehl Frazier	QB	6-2	226	So.	Springdale, AR	48	Blake Burgess	TE	6-3	249	Jr.	Vestavia Hills, AL
10	LaDarius Owens	DE	6-2	260	So.	Bessemer, AL	50	Reese Dismukes	C	6-3	293	So.	Spanish Fort, AL
11	Chris Davis	CB	5-11	200	Jr.	Birmingham, AL	51	Patrick Miller	OL	6-7	288	Fr.	West Palm Beach, FL
11	Brandon Fulse	TE	6-4	249	So.	Fort Meade, FL	52	Justin Delaine	DE	6-5	253	So.	Linden, AL
12	Demetruce McNeal	DB	6-2	187	Jr.	College Park, GA	53	Michael Sulka	DS	6-3	253	Fr.	Bluffton, SC
12	Jonathan Wallace	QB	6-2	197	Fr.	Phenix City, AL	54	Jeffrey Whitaker	DT	6-4	307	Jr.	Warner Robins, GA
13	Craig Sanders	DE	6-4	257	Jr.	Clio, AL	55	Corey Lemonier	DE	6-4	246	Jr.	Hialeah, FL
14	Eriqeu Florence	DB	6-1	191	So.	Valley, AL	56	Ashton Richardson	LB	6-1	218	Sr.	New Orleans, LA
15	Clint Moseley	QB	6-4	229	Jr.	Leroy, AL	56	Avery Young	OT	6-6	295	Fr.	Palm Beach Gardens, FL
15	Joshua Holsey	DB	5-11	188	Fr.	Fairburn, GA	57	Gage Batten	LB	6-0	232	Fr.	Palm Beach Gardens, FL
16	Ikeem Means	DB	6-0	205	Sr.	Wetumpka, AL	59	Jake Lembke	DS	6-2	245	Jr.	New Lenox, IL
17	Kris Frost	LB	6-2	233	RFr.	Matthews, NC	60	Eric Mack	OL	6-3	319	So.	St. Matthews, SC
17	Ryan Carter	QB	6-2	200	Fr.	Hoover, AL	61	C.T. Moorman	DS	6-0	225	RFr.	Durham, NC
18	Sammie Coates	WR	6-2	200	RFr.	Leroy, AL	62	Chad Slade	OL	6-5	301	So.	Moody, AL
18	JaViere Mitchell	LB	6-2	210	Fr.	Leeds, AL	63	Alex Kozaan	OL	6-4	294	Fr.	Castle Rock, CO
19	Ryan White	DB	5-11	198	Jr.	Tallahassee, FL	64	Forrest Hill	DS	6-1	242	So.	Morrow, GA
19	Tate O'Connor	QB	6-2	177	RFr.	Savannah, GA	65	Tunde Fariyike	OL	6-2	301	So.	Thomaston, GA
20	Corey Grant	RB	5-11	200	So.	Opelika, AL	67	Delondre DeJarnett	DL	6-2	290	Fr.	Clanton, AL
21	Tre Mason	RB	5-10	198	So.	Lake Worth, FL	70	Robert Leff	OL	6-6	289	Fr.	Fairhope, AL
21	Jonathan Jones	DB	5-10	166	Fr.	Carrollton, GA	71	John Sullen	OL	6-5	313	Sr.	Auburn, AL
22	T'Sharvan Bell	DB	6-0	190	Sr.	Kissimmee, FL	72	Shon Coleman	OL	6-6	302	RFr.	Memphis, TN
22	Mike Blakely	RB	5-9	206	RFr.	Bradenton, FL	73	Greg Robinson	OL	6-5	311	RFr.	Thibodaux, LA
23	Onterio McCalebb	RB	5-11	173	Sr.	Fort Meade, FL	74	Jamar Travis	DL	6-0	302	Sr.	Brewton, AL
24	Ryan Smith	DB	6-2	204	Jr.	Cordova, AL	74	Will Adams	OL	6-7	289	Fr.	Tyrone, GA
25	Daren Bates	LB	5-11	215	Sr.	Memphis, TN	75	Christian Westerman	OL	6-4	298	RFr.	Chandler, AZ
26	Justin Garrett	LB	6-1	215	So.	Tucker, GA	76	Jordan Diamond	OT	6-6	323	Fr.	Chicago, IL
27	Robenson Therezie	RB	5-9	205	So.	Miami, FL	77	Shane Callahan	OL	6-6	292	Fr.	Parker, CO
28	T.J. Davis	DB	6-1	184	Fr.	Tallahassee, FL	78	Colton Wingard	OL	6-2	297	So.	Alabaster, AL
29	Mack VanGorder	LB	6-1	193	RFr.	Gainesville, GA	79	Eric Averett	OL	6-3	249	Fr.	Enterprise, AL
30	Steven Clark	P	6-5	232	Jr.	Kansas City, MO	80	Emory Blake	WR	6-2	193	Sr.	Austin, TX
30	Cassanova McKinzy	LB	6-3	243	Fr.	Birmingham, AL	81	C.J. Uzomah	TE	6-4	250	So.	Suwanee, GA
31	Trent Fisher	DB	6-1	200	So.	Nashville, TN	82	Melvin Ray	WR	6-3	217	RFr.	Cairo, GA
32	Blake Poole	DB	5-11	199	Jr.	Buchanan, GA	83	Michael Clifton	TE	6-3	225	Fr.	Evans, GA
32	Taylor Yancey	K	6-4	200	Fr.	Castle Rock, CO	85	Travante Stallworth	WR	5-9	191	Sr.	Leesville, LA
33	Chris Landrum	FB	6-3	240	RFr.	Sweet Water, AL	86	Dimitri Reese	WR	5-11	174	So.	Birmingham, AL
33	Duncan McKinney	K	5-11	181	So.	Florence, AL	89	Jaylon Denson	WR	6-3	211	So.	Hoover, AL
35	Jonathan Evans	LB	5-11	231	Sr.	Prichard, AL	90	Gabe Wright	DL	6-3	299	So.	Columbus, GA
35	Jay Prosch	FB	6-0	260	Jr.	Mobile, AL	91	Tyler Nero	DL	6-2	277	Fr.	Atmore, AL
36	Cody Parkey	K	6-0	194	Jr.	Jupiter, FL	92	Kenneth Carter	DT	6-4	289	Jr.	Greenville, AL
36	Octavious Andrews	WR	6-0	170	So.	Decatur, GA	93	JaBrian Nguies	DL	6-2	297	RFr.	Mobile, AL
37	J.D. Strawbridge	P	6-0	171	Fr.	Montgomery, AL	94	Nosa Eguae	DE	6-3	268	Jr.	Mansfield, TX
38	Adam Dyas	DB	5-9	192	So.	Mobile, AL	95	Dee Ford	DE	6-2	246	Jr.	Odenville, AL
39	Alex Kvikly	K	6-2	180	RFr.	Marietta, GA	96	Devaunte Sigler	DL	6-4	291	So.	Mobile, AL
39	B.J. Trimble	WR	5-10	168	RFr.	Fayetteville, GA	97	Reid Brooks	DE	6-2	230	Fr.	Dothan, AL
40	Spencer Smith	TE	6-6	235	Fr.	Birmingham, AL	98	Angelo Blackson	DL	6-4	308	So.	Bear, DE
41	Patrick Lymon	RB	5-10	190	So.	Huntsville, AL	99	Brian Walsh	DL	6-3	303	RFr.	Winter Springs, FL
41	Alex Locker	K/P	6-3	185	Fr.	Westford, MA							
42	Gimel President	DE	6-4	244	Fr.	Mt. Pleasant, SC							

SEC Champions:  
1957, 1983, 1987, 1988, 1989, 2004, 2010  
SEC West Champions:  
1997, 2000, 2001, 2002, 2004, 2005, 2010

## 2012 AUBURN FOOTBALL GAME NOTES



### 2012 AUBURN FOOTBALL ALPHABETICAL ROSTER

No.	Name	Pos.	Ht.	Wt.	Yr.	Hometown	No.	Name	Pos.	Ht.	Wt.	Yr.	Hometown
74	Will Adams	OL	6-7	289	Fr.	Tyrone, GA	60	Eric Mack	OL	6-3	319	So.	St. Matthews, SC
36	Octavious Andrews	WR	6-0	170	So.	Decatur, GA	21	Tre Mason	RB	5-10	198	So.	Lake Worth, FL
79	Eric Averett	OL	6-3	249	Fr.	Enterprise, AL	23	Onterio McCalebb	RB	5-11	173	Sr.	Fort Meade, FL
25	Daren Bates	LB	5-11	215	Sr.	Memphis, TN	33	Duncan McKinney	K	5-11	181	So.	Florence, AL
57	Gage Batten	LB	6-0	232	Fr.	Palm Beach Gardens, FL	30	Cassanova McKinzy	LB	6-3	243	Fr.	Birmingham, AL
22	T'Sharvan Bell	DB	6-0	190	Sr.	Kissimmee, FL	12	Demetruce McNeal	DB	6-2	187	Jr.	College Park, GA
3	DeAngelo Benton	WR	6-2	201	Sr.	Bastrop, LA	16	Ikeem Means	DB	6-0	205	Sr.	Wetumpka, AL
80	Emory Blake	WR	6-2	193	Sr.	Austin, TX	51	Patrick Miller	OL	6-7	288	Fr.	West Palm Beach, FL
98	Angelo Blackson	DL	6-4	308	So.	Bear, DE	6	Jonathon Mincy	DB	5-10	190	So.	Decatur, GA
22	Mike Blakely	RB	5-9	206	RFr.	Bradenton, FL	18	JaViere Mitchell	LB	6-2	210	Fr.	Leeds, AL
4	Quan Bray	WR	5-10	185	So.	LaGrange, GA	61	C.T. Moorman	DS	6-0	225	RFr.	Durham, NC
97	Reid Brooks	DE	6-2	230	Fr.	Dothan, AL	8	Anthony Morgan	WR	5-11	197	Sr.	Brantley, AL
48	Blake Burgess	TE	6-3	249	Jr.	Vestavia Hills, AL	15	Clint Moseley	QB	6-4	229	Jr.	Leroy, AL
77	Shane Callahan	OL	6-6	292	Fr.	Parker, CO	91	Tyler Nero	DL	6-2	277	Fr.	Atmore, AL
92	Kenneth Carter	DT	6-4	289	Jr.	Greenville, AL	93	JaBrian Niles	DL	6-2	297	RFr.	Mobile, AL
17	Ryan Carter	QB	6-2	200	Fr.	Hoover, AL	19	Tate O'Connor	QB	6-2	177	RFr.	Savannah, GA
30	Steven Clark	P	6-5	232	Jr.	Kansas City, MO	10	LaDarius Owens	DE	6-2	260	So.	Bessemer, AL
83	Michael Clifton	TE	6-3	225	Fr.	Evans, GA	36	Cody Parkey	K	6-0	194	Jr.	Jupiter, FL
18	Sammie Coates	WR	6-2	200	RFr.	Leroy, AL	46	Ricky Parks	TE	6-4	248	Fr.	Hogansville, GA
72	Shon Coleman	OL	6-6	302	RFr.	Memphis, TN	32	Blake Poole	DB	5-11	199	Jr.	Buchanan, GA
11	Chris Davis	CB	5-11	200	Jr.	Birmingham, AL	42	Gimel President	DE	6-4	244	Fr.	Mt. Pleasant, SC
28	T.J. Davis	DB	6-1	184	Fr.	Tallahassee, FL	35	Jay Prosch	FB	6-0	260	Jr.	Mobile, AL
67	Delondre DeJarnett	DL	6-2	290	Fr.	Clanton, AL	82	Melvin Ray	WR	6-3	217	RFr.	Cairo, GA
52	Justin Delaine	DE	6-5	253	So.	Linden, AL	1	Trovon Reed	WR	6-0	190	So.	Thibodaux, LA
89	Jaylon Denson	WR	6-3	211	So.	Hoover, AL	86	Dimitri Reese	WR	5-11	174	So.	Birmingham, AL
76	Jordan Diamond	OT	6-6	323	Fr.	Chicago, IL	56	Ashton Richardson	LB	6-1	218	Sr.	New Orleans, LA
50	Reese Dismukes	C	6-3	293	So.	Spanish Fort, AL	73	Greg Robinson	OL	6-5	311	RFr.	Thibodaux, LA
38	Adam Dyas	DB	5-9	192	So.	Mobile, AL	13	Craig Sanders	DE	6-4	257	Jr.	Clio, AL
94	Nosa Eguae	DE	6-3	268	Jr.	Mansfield, TX	42	Chandler Shakespeare	RB	5-10	209	Jr.	Oxford, AL
35	Jonathan Evans	LB	5-11	231	Sr.	Prichard, AL	96	Devaunte Sigler	DL	6-4	291	So.	Mobile, AL
65	Tunde Fariyike	OL	6-2	301	So.	Thomaston, GA	62	Chad Slade	OL	6-5	301	So.	Moody, AL
31	Trent Fisher	DB	6-1	200	So.	Nashville, TN	24	Ryan Smith	DB	6-2	204	Jr.	Cordova, AL
14	Eriqeu Florence	DB	6-1	191	So.	Valley, AL	40	Spencer Smith	TE	6-6	235	Fr.	Birmingham, AL
95	Dee Ford	DE	6-2	246	Jr.	Odenville, AL	46	Jordan Spriggs	DB	5-9	189	So.	Mobile, AL
10	Kiehl Frazier	QB	6-2	226	So.	Springdale, AR	85	Travante Stallworth	WR	5-9	191	Sr.	Leesville, LA
17	Kris Frost	LB	6-2	233	RFr.	Matthews, NC	37	J.D. Strawbridge	P	6-0	171	Fr.	Montgomery, AL
11	Brandon Fulse	TE	6-4	249	So.	Fort Meade, FL	53	Michael Sulka	DS	6-3	253	Fr.	Bluffton, SC
26	Justin Garrett	LB	6-1	215	So.	Tucker, GA	71	John Sullen	OL	6-5	313	Sr.	Auburn, AL
20	Corey Grant	RB	5-11	200	So.	Opelika, AL	44	Anthony Swain	LB	6-2	235	RFr.	Gadsden, AL
45	Keymiya Harrell	DE	6-4	260	RFr.	Selma, AL	27	Robenson Therezie	RB	5-9	205	So.	Miami, FL
64	Forrest Hill	DS	6-1	242	So.	Morrow, GA	74	Jamar Travis	DL	6-0	302	Sr.	Brewton, AL
5	Jake Holland	LB	6-1	241	Jr.	Pelham, AL	39	B.J. Trimble	WR	5-10	168	RFr.	Fayetteville, GA
15	Joshua Holsey	DB	5-11	188	Fr.	Fairburn, GA	81	C.J. Uzomah	TE	6-4	250	So.	Suwanee, GA
21	Jonathan Jones	DB	5-10	166	Fr.	Carrollton, GA	29	Mack VanGorder	LB	6-1	193	RFr.	Gainesville, GA
63	Alex Kozan	OL	6-4	294	Fr.	Castle Rock, CO	12	Jonathan Wallace	QB	6-2	197	Fr.	Phenix City, AL
39	Alex Kviklys	K	6-2	180	RFr.	Marietta, GA	99	Brian Walsh	DL	6-3	303	RFr.	Winter Springs, FL
33	Chris Landrum	FB	6-3	240	RFr.	Sweet Water, AL	75	Christian Westerman	OL	6-4	298	RFr.	Chandler, AZ
70	Robert Leff	OL	6-6	289	Fr.	Fairhope, AL	54	Jeffrey Whitaker	DT	6-4	307	Jr.	Warner Robins, GA
59	Jake Lembke	DS	6-2	245	Jr.	New Lenox, IL	19	Ryan White	DB	5-11	198	Jr.	Tallahassee, FL
55	Corey Lemonier	DE	6-4	246	Jr.	Hialeah, FL	9	Jermaine Whitehead	DB	5-11	202	So.	Greenwood, MS
41	Alex Locker	K/P	6-3	185	Fr.	Westford, MA	78	Colton Wingard	OL	6-2	297	So.	Alabaster, AL
44	Johnny Lockett	RB	5-8	192	So.	Sweet Water, AL	90	Gabe Wright	DL	6-3	299	So.	Columbus, GA
5	Ricardo Louis	WR	6-2	210	Fr.	Miami Beach, FL	32	Taylor Yancey	K	6-4	200	Fr.	Castle Rock, CO
43	Philip Lutzenkirchen	TE	6-5	255	Sr.	Marietta, GA	56	Avery Young	OT	6-6	295	Fr.	Palm Beach Gardens, FL
41	Patrick Lymon	RB	5-10	190	So.	Huntsville, AL	47	Patrick Young	TE	6-4	229	RFr.	Trussville, AL



2012 DEPTH CHART

OFFENSE

QB 10 KIEHL FRAZIER (6-2, 226, So.) 15 Clint Moseley (6-4, 229, Jr.) 12 Jonathan Wallace (6-2, 197, Fr.) RB 23 ONTERIO McCALEBB (5-11, 173, Sr.) 21 Tre Mason (5-10, 198, So.) -- OR -- 22 Mike Blakely (5-9, 206, RFr.) FB 35 JAY PROSCH (6-0, 260, Jr.) 48 Blake Burgess (6-3, 249, Jr.) WR 80 EMORY BLAKE (6-2, 193, Sr.) 18 Sammie Coates (6-2, 200, R-Fr.) 5 Ricardo Louis (6-2, 210, Fr.) WR 85 TRAVANTE STALLWORTH (5-9, 199, Sr.) 89 Jaylon Denson (6-3, 211, So.) WR 1 TROVON REED (6-0, 190, So.) - OR - 4 QUAN BRAY (5-10, 185, So.) TE 43 PHILIP LUTZENKIRCHEN (6-5, 255, Sr.) 11 Brandon Fulse (6-4, 249, So.) -- OR-- 81 C.J. Uzomah (6-4, 250, So.) LT 73 GREG ROBINSON (6-5, 311, R-Fr.) 72 Shon Coleman (6-6, 302, R-Fr.) LG 71 JOHN SULLEN (6-5, 313, Sr.) 63 Alex Kozan (6-4, 294, Fr.) C 50 REESE DISMUKES (6-3, 293, So.) 65 Tunde Fariyike (6-2, 301, So.) RG 62 CHAD SLADE (6-5, 301, So.) 75 Christian Westerman (6-4, 298, R-Fr.) RT 51 PATRICK MILLER (6-7, 288, Fr.) 56 Avery Young (6-6, 295, Fr.)

SPECIAL TEAMS

PK 36 CODY PARKEY (6-0, 194, Jr.) 39 Alex Kviklyls (6-2, 180, R-Fr.) P 30 STEVEN CLARK (6-5, 232, Jr.) 37 J.D. Strawbridge (6-0, 171, Fr.) H 19 RYAN WHITE (5-11, 198, Jr.) 30 Steven Clark (6-5, 232, Jr.) DS 59 JAKE LEMBKE (6-2, 245, Jr.) 64 FORREST HILL (6-1, 242, So.)

DEFENSE

DE 95 DEE FORD (6-2, 246, Jr.) 13 Craig Sanders (6-4, 257, Jr.) --OR-- 94 Nosa Eguae (6-3, 268, Jr.) DT 98 ANGERIO BLACKSON (6-4, 308, So.) 92 Kenneth Carter (6-4, 289, Jr.) 96 Devaunte Sigler (6-4, 291, So.) DT 54 JEFFREY WHITAKER (6-4, 307, Jr.) 90 Gabe Wright (6-3, 299, So.) DE 55 COREY LEMONIER (6-4, 246, Jr.) 10 LaDarius Owens (6-2, 260, So.) SLB 35 JONATHAN EVANS (5-11, 231, Sr.) 26 Justin Garrett (6-1, 215, So.) MLB 5 JAKE HOLLAND (6-1, 241, Jr.) 56 Ashton Richardson (6-1, 218, Sr.) - OR - 30 Cassanova McKinzy (6-3, 243, Fr.) WLB 25 DAREN BATES (5-11, 215, Sr.) 17 Kris Frost (6-2, 233, R-Fr.) CB 6 JONATHON MINCY (5-10, 190, So.) 15 Joshua Holsey (5-11, 188, Fr.) FS 12 DEMETRUC McNEAL (6-2, 187, Jr.) 14 Erique Florence (6-1, 191, So.) SS 9 JERMAINE WHITEHEAD (5-11, 202, So.) 24 Ryan Smith (6-2, 204, Jr.) CB 22 CHRIS DAVIS (5-11, 200, Jr.) 22 T'Sharvan Bell (6-0, 190, Sr.)

SPECIAL TEAMS

KR 23 ONTERIO McCALEBB (5-11, 173, Sr.) 21 Tre Mason (5-10, 198, So.) -OR- 4 Quan Bray (5-10, 185, So.) PR 1 TROVON REED (6-0, 190, So.) -- OR -- 4 QUAN BRAY (5-10, 185, So.)

PARTICIPATION STATISTICS

Top 20 Career Games Played (Active)

1. Ikeem Means.....43 2. Daren Bates.....42 Philip Lutzenkirchen.....42 Onterio McCalebb.....42 John Sullen.....42 6. Jamar Travis.....41 7. Emory Blake.....40 Jonathan Evans.....40 9. T'Sharvan Bell.....39 10. Dee Ford.....34 11. Blake Burgess.....31 Nosa Eguae.....31 Corey Lemonier.....31 14. Demetruc McNeal.....30 Craig Sanders.....30 Travante Stallworth.....30 Jeffrey Whitaker.....30 18. Ryan Smith.....29 Chris Davis.....29 20. Ashton Richardson.....28

Top Ten Career Games Started (Active)

1. Daren Bates.....40 2. Nosa Eguae.....24 3. Philip Lutzenkirchen.....22 4. Emory Blake.....20 5. Corey Lemonier.....19 Onterio McCalebb.....19 7. Jeffrey Whitaker.....18 8. Reese Dismukes.....17 John Sullen.....17 10. T'Sharvan Bell.....15

PRONUNCIATION GUIDE

No. Name Pronunciation 52 Justin DELAINE de-LANE-nee 50 Reese DISMUKES dism-yooks 94 NOSA EGUAE No-suh E-gway 65 TUNDE FARIYIKE Tune-Day Fa-ree-kay 40 Clay FINKELSTEIN fink-ell-stine 14 ERIQUE Florence E-ree-kay 10 KIEHL Frazier Kyle 45 KEYMIYA Harrell Ka-my-ah 89 Alex KVIKLYS kuh-vick-lis 55 Corey LEMONIER Lemon-ear

No. Name Pronunciation 43 Philip LUTZENKIRCHEN Lutz-in-kir-ken 18 JAVIERE Mitchell Jahv-vee-air 93 JABRIAN Niles Ja-Brian 35 Jay PROSCH prosh 1 TROVON Reed trah-von 96 DEVAUNTE Sigler De-Vaun-tay 85 TRAVANTE Stallworth Tra-von-tay 27 Robenson THEREZIE Tha-ree-zee 81 C.J. UZOMAH You-zah-mah





**AUBURN - OLE MISS SERIES RESULTS**

(Auburn leads, 27-9)

YEAR	SCORE	SITE	DATE
1928:	UM, 19-0	at Birmingham, AL	Oct. 20
1932:	AU, 14-7	at Montgomery, AL	Oct. 29
1949:	UM, 40-7	at Montgomery, AL	Sept. 23
1951:	UM, 39-14	at Mobile, AL	Nov. 10
1952:	UM, 20-7	at Memphis, TN	Oct. 4
1953:	AU, 13-0	at Auburn	Oct. 3
1965:	UM, 13-7	at Memphis, TN [Liberty]	Dec. 18
1970:	AU, 35-28	at Jacksonville, FL [Gator]	Jan. 1, '71
1972:	AU, 19-13	at Jackson, MS	Oct. 7
1973:	AU, 14-7	at Auburn	Oct. 6
1976:	AU, 10-0	at Jackson, MS	Oct. 2
1977:	AU, 21-15	at Auburn	Oct. 1
1984:	AU, 17-13	at Oxford	Oct. 6
1985:	AU, 41-0	at Auburn	Oct. 5
1990:	AU, 24-10	at Jackson, MS	Sept. 15
1991:	AU, 23-13	at Auburn	Sept. 14
1992:	UM, 45-21	at Oxford	Sept. 5
1993:	AU, 16-12	at Auburn	Sept. 2
1994:	AU, 22-17	at Oxford	Sept. 3
1995:	AU, 46-13	at Auburn	Sept. 2
1996:	AU, 45-28	at Oxford	Sept. 14
1997:	AU, 19-9	at Auburn	Sept. 13
1998:	AU, 17-0	at Oxford	Sept. 12
1999:	UM, 24-17 (OT)	at Auburn	Sept. 25
2000:	AU, 35-27	at Oxford	Sept. 9
2001:	AU, 27-21	at Auburn	Sept. 8
2002:	AU, 31-24	at Oxford	Nov. 2
2003:	UM, 20-24	at Auburn	Nov. 8
2004:	AU, 35-14	at Oxford	Oct. 30

2005:	AU, 27-3	at Auburn	Oct. 29
2006:	AU, 23-17	at Oxford	Oct. 28
2007:	AU, 17-3	at Auburn	Oct. 27
2008:	UM, 17-7	at Oxford	Nov. 1
2009:	AU, 33-20	at Auburn	Oct. 31
2010:	AU, 51-31	at Oxford	Oct. 30
2011:	AU, 41-23	at Auburn	Oct. 29

at Auburn: AU leads, 13-2  
at Oxford: AU leads, 9-2  
at Neutral Sites: Tied, 5-5  
at Birmingham, AL: UM leads, 1-0  
at Jackson, MS: AU leads 3-0  
at Jacksonville, FL: AU leads, 1-0  
at Memphis, TN: UM leads, 2-0  
at Mobile, AL: UM leads, 1-0  
at Montgomery, AL: Tied, 1-1

**GAME-BY-GAME STATISTICS**

Last 20 Meetings

Date	Site	Result	Attend	Rank		AU		Rushing			Passing			Tot Off		UM		Rushing			Passing			Tot Off	
				AU	UM	FD	No	Yds	TD	C	A	I	Yds	TD	No	Yds	FD	No	Yds	TD	C	A	I	Yds	TD
9-5-92	Oxford	L 21-45	40,000	---	---	20	34	-16	1	24-43-4	350	2	77	334	15	46	153	3	9-19-0	172	1	65	325		
9-2-93	Auburn	W 16-12	78,246	---	---	16	56	193	1	8-18-1	79	0	74	272	8	30	47	0	8-16-0	129	1	46	176		
9-3-94	Oxford	W 22-17	41,239	11	---	16	48	183	2	7-20-2	83	1	68	266	16	29	33	0	24-34-0	224	2	63	257		
9-2-95	Auburn	W 46-13	84,371	6	---	29	33	144	4	29-41-1	383	2	74	527	22	39	178	1	15-26-1	216	0	65	394		
9-14-96	Oxford	W 45-28	40,456	15	---	19	34	186	2	13-25-1	249	3	59	435	28	35	104	2	27-45-3	297	2	80	401		
9-13-97	Auburn	W 19-9	81,203	16	---	19	39	121	1	19-29-0	245	1	68	366	13	35	94	0	9-22-1	143	0	57	237		
9-12-98	Oxford	W 17-0	48,375	---	---	15	39	106	1	16-27-0	195	1	66	301	7	22	32	0	11-35-2	104	0	57	136		
9-25-99	Auburn	L 17-24	85,214	---	---	20	41	58	0	24-34-0	212	1	75	270	15	31	53	1	17-29-1	242	2	60	295		
9-9-00	Oxford	W 35-27	52,368	---	19	21	51	261	5	13-26-0	160	0	77	421	17	32	152	2	11-26-3	105	1	58	257		
9-8-01	Auburn	W 27-21	86,063	---	---	19	52	194	3	15-19-1	142	0	71	336	17	23	50	2	24-39-1	265	1	62	315		
11-2-02	Oxford	W 31-24	60,635	---	---	15	42	254	3	11-21-0	113	1	63	367	22	28	74	0	26-46-3	284	3	74	358		
11-8-03	Auburn	L 20-24	86,063	---	20	16	33	158	1	14-26-0	231	1	59	389	17	37	84	1	19-30-0	218	2	67	302		
10-30-04	Oxford	W 35-14	60,787	3	---	18	39	205	4	11-22-1	234	1	61	439	20	42	147	0	18-30-1	286	2	72	433		
10-29-05	Auburn	W 27-3	85,791	19	---	24	46	123	1	19-29-0	239	2	75	362	14	27	23	0	21-35-1	186	0	62	209		
10-28-06	Oxford	W 23-17	55,211	7	---	25	41	175	1	21-34-1	253	1	75	428	15	28	86	1	9-17-2	170	1	45	256		
10-27-07	Auburn	W 17-3	87,451	23	---	22	48	231	1	16-26-0	189	1	74	420	15	29	70	0	14-28-1	123	0	57	193		
11-1-08	Oxford	L 7-17	57,234	---	---	17	25	75	1	27-43-3	319	0	68	394	21	41	233	0	15-30-0	140	2	71	373		
10-31-09	Auburn	W 33-20	87,756	---	24	18	43	175	1	13-24-0	226	2	67	401	19	39	219	1	16-35-2	175	1	74	394		
10-30-10	Oxford	W 51-31	61,474	3	---	28	46	343	2	19-25-0	229	3	71	572	17	31	218	3	20-33-1	189	1	64	407		
10-29-11	Auburn	W 41-23	85,357	---	---	20	50	254	1	12-15-0	160	4	65	414	21	44	220	2	16-28-1	162	1	72	382		



Oct. 29, 2011 • ESPN • Jordan-Hare Stadium (85,347) • Auburn, Ala.

<i>Ole Miss</i>	<b>OLE MISS</b>	<b>23</b>
	<b>AUBURN</b>	<b>41</b>

**LAST MEETING WITH OLE MISS**

Auburn's offense exploded for 24 second-half points and the defense stiffened to allow just a final-play touchdown as Auburn picked up a 41-23 win over Ole Miss on Oct. 29 at Jordan-Hare Stadium. Michael Dyer rushed for 177 yards, three shy of his career high, and Clint Moseley tossed four touchdown passes for Auburn.

Dyer and the rest of the Auburn backfield pounded the Ole Miss defense, rolling up 254 rushing yards on 50 carries, averaging better than five yards per carry. Onterio McCalebb picked up 61 of those yards on 15 carries.

Moseley, making his second career start and his first start in Jordan-Hare Stadium, finished with 80 percent accuracy, hitting 12-of-15 passing for 160 yards. Emory Blake, who missed two of the last three games and hadn't had a catch since the win over South Carolina on Oct. 1, led the team with 71 yards receiving on five catches, scoring the first of three second-half Auburn touchdowns to give Auburn a 24-17 lead.

Philip Lutzenkirchen had a pair of touchdown catches, putting Auburn up 7-0 in the first quarter and then grabbing a one-handed, four-yard touchdown catch in the fourth quarter that put Auburn ahead 41-17.

Quindarius Carr was on the receiving end of Moseley's other touchdown pass, scoring on a 45-yard catch-and-run in the first quarter that put Auburn up 14-0.

Following the two game-opening Auburn touchdowns to Lutzenkirchen and Carr, Ole Miss got on the board with 1:09 left in the quarter on a one-yard Brandon Bolden run.

The teams traded field goals to start the second quarter; Byron rose hitting from 39 yards out for Ole Miss while Cody Parkey struck from 40 yards out for Auburn. Bolden again scored on a one-yard run with 6:04 left in the half to send them game into a 17-17 tie at the break.

Auburn then came out and dominated the second half, racking up 24 points on 218 yards of total offense. The Tiger defense also stepped up, holding the Rebels to just 163 yards of offense and six points. The lone Ole Miss score in the half came on a 10-yard pass from Randall Mackey to Nickolas Brassel as time expired.

**SCORING SUMMARY**

Ole Miss	7	10	0	6	—	23
Auburn	14	3	14	10	—	41

- AU - Lutzenkirchen 13 yd pass from Moseley (Parkey kick), 11:00, 1st
- AU - Carr 45 yd pass from Moseley (Parkey kick), 4:21, 1st
- UM - Bolden 1 yd run (Rose kick), 1:09, 1st
- UM - Rose 39 yd field goal, 14:45, 2nd
- AU - Parkey 40 yd field goal, 9:52, 2nd
- UM - Bolden 1 yd run (Rose kick), 6:04, 2nd
- AU - Blake 25 yd pass from Moseley (Parkey kick), 7:22, 3rd
- AU - Dyer 4 yd run (Parkey kick), 0:00, 3rd
- AU - Parkey 31 yd field goal, 11:47, 4th
- AU - Lutzenkirchen 4 yd pass from Moseley (Parkey kick), 4:49, 4th
- UM - Brassell 10 yd pass from Mackey, 0:00, 4th

**TEAM STATISTICS**

	UM	AU
First Downs	21	20
Rushes-Yards	44-220	50-254
Passing Yards	162	160
Comp-Att-Int	16-28-1	12-15-0
Total Plays-Yards	72-382	65-414
Punts-Avg.	5-38.0	3-35.7
Fumbles/Lost	2/2	3/2
Penalties-Yards	6-29	4-20
3rd Down Conv.	7-of-15	5-of-11
Time of Possession	28:58	31:02

**INDIVIDUAL STATISTICS**

**RUSHING:** (UM) - Bolden 13-114 (2TD); Scott 14-78; Brassell 4-19; Mackey 13-9. (AU) - Dyer 27-177 (TD); McCalebb 15-61; Mason 2-18; Frazier 4-8; Bray 1-4; Moseley 1-minus 14.

**PASSING:** (UM) - Mackey 15-27-1-157 (TD); Bolden 1-1-0-5. (AU) - Moseley 12-15-0-160 (4TD).

**RECEIVING:** (UM) - Brassell 4-32 (TD); Moncrief 3-34; Scott 2-26; Logan 2-20; Moore 1-17; Allen 1-12; Mosley 1-8; Bolden 1-8; Mackey 1-5. (AU) - Blake 5-71 (TD); Lutzenkirchen 3-27 (TD); Carr 1-45 (TD); Bray 1-11; McCalebb 1-5; Dyer 1-1.

Along with touchdowns from Blake, Dyer and Lutzenkirchen in the half, Auburn also got another Parkey field goal, giving him two in the game.

Eltoro Freeman led the Auburn defense with 11 tackles (nine solo) as Auburn surrendered just 48 yards rushing in the second half and 115 yards passing in the final two quarters, 59 of which came on the final drive of the game with Auburn comfortably ahead.

Corey Lemonier and Nosa Eguae each recovered a fumble in the game while T'Sharvan Bell picked up an interception, returning it for 41 yards.

In all, the Tigers registered 7.0 tackles for loss and 4.0 sacks in the game.

Mackey was 15-of-27 for 114 yards with a touchdown and an interception. Bolden led the Ole Miss rushing attack with 117 yards on 13 carries, scoring twice. Donte Moncrief and Brassell led the Rebels in receiving with 34 and 32 yards, respectively.

**CAREER STATS VS. OLE MISS**

**PASSING**

Player	C-A-I	TD	Yds.	Yds/Gm
Clint Moseley	12-15-0	4	160	160.0

**RUSHING**

Player	No.	Yds.	Avg/Carry	TD
Onterio McCalebb	24	160	6.7	1
Kiehl Frazier	4	8	2.0	0
Tre Mason	2	18	9.0	0
Quan Bray	1	4	4.0	0

**RECEIVING**

Player	No.	Yds.	Avg/Catch	TD
Emory Blake	11	159	14.5	1
Philip Lutzenkirchen	3	27	9.0	2
Travante Stallworth	2	22	11.0	0
Onterio McCalebb	1	5	5.0	0
Quan Bray	1	11	11.0	0

**PUNT RETURNS**

Player	No.	Yds.	Avg/Return	TD
Quan Bray	1	9	9.0	0

**KICK RETURNS**

Player	No.	Yds.	Avg/Return	TD
Tre Mason	1	31	31.0	0
Onterio McCalebb	1	30	30.0	0
Robenson Therezie	1	22	22.0	0
Craig Sanders	1	5	5.0	0

**DEFENSIVE**

Player	UA	A	Total	Misc.
Daren Bates	6	7	13	0.5 TFL
Jonathan Evans	5	4	9	0.5 TFL
Chris Davis	7	1	8	---
Demetrice McNeal	4	2	6	---
Corey Lemonier	2	3	5	1.5 TFL
T'Sharvan Bell	3	1	4	1.0 TFL/1 INT
Jeffrey Whitaker	2	1	3	1.0 TFL
Erique Florence	2	0	2	---
Ikeem Means	1	1	2	---
Craig Sanders	2	0	2	---
Ryan Smith	1	1	2	1.0 TFL
Robenson Therezie	2	0	2	---
Jermaine Whitehead	1	1	2	---
Dee Ford	0	1	1	---
Justin Garrett	1	0	1	---
Jake Holland	0	1	1	---
Jonathon Mincy	1	0	1	---
Gabe Wright	0	1	1	---

**PUNTING**

Player	No.	Yds.	Avg/Punt	Long
Steven Clark	4	143	35.8	39

**KICKING**

Player	PAT	FGA-FGM	Long FG	Total Points
Cody Parkey	5-5	2-2	40	11

**SEC Champions:**

1957, 1983, 1987, 1988, 1989, 2010

**SEC West Champions:**

1997, 2000, 2001, 2002, 2004, 2005, 2010

**2012 AUBURN FOOTBALL GAME NOTES**



**CLEMSON (5-1)**

Sept. 1	vs. Auburn [ESPN]	W, 26-19
Sept. 8	BALL STATE [ACCN]	W, 52-27
Sept. 15	FURMAN [RSN]	W, 41-7
Sept. 22	at Florida State [ABC]	L, 37-49
Sept. 29	at Boston College [ESPN2]	W, 45-31
Oct. 6	GEORGIA TECH [ESPN]	W, 47-31
Oct. 20	VIRGINIA TECH [TBA]	12 p.m.
Oct. 25	at Wake Forest [ESPN]	6:30 p.m.
Nov. 3	at Duke	TBA
Nov. 10	MARYLAND	TBA
Nov. 17	NORTH CAROLINA STATE	TBA
Nov. 24	SOUTH CAROLINA	TBA

**MISSISSIPPI STATE (5-0, 2-0 SEC)**

Sept. 1	JACKSON STATE [FSN]	W, 56-9
Sept. 8	AUBURN [ESPN]	W, 28-10
Sept. 15	at Troy [ESPN3]	W, 30-24
Sept. 22	SOUTH ALABAMA [PPV]	W, 30-10
Oct. 6	at Kentucky [SECN]	W, 27-14
Oct. 13	TENNESSEE [ESPN2]	8 p.m.
Oct. 20	MIDDLE TENNESSEE [TBA]	7 or 7:45 p.m.
Oct. 27	at Alabama	TBA
Nov. 3	TEXAS A&M	TBA
Nov. 10	at LSU	TBA
Nov. 17	ARKANSAS	TBA
Nov. 24	at Ole Miss	TBA

**LOUISIANA-MONROE (3-2)**

Sept. 8	at Arkansas [ESPN]	W, 34-31
Sept. 15	at Auburn [SECN]	L, 28-31
Sept. 21	BAYLOR [ESPN]	L, 42-47
Sept. 29	at Tulane [CST]	W, 63-10
Oct. 6	at Middle Tennessee [Sun Belt Network]	W, 31-17
Oct. 13	FLORIDA ATLANTIC [Sun Belt Network]	7 p.m.
Oct. 20	at Western Kentucky	3 p.m.
Oct. 27	SOUTH ALABAMA	6 p.m.
Nov. 3	LOUISIANA-LAFAYETTE [Sun Belt Network]	3 p.m.
Nov. 8	at Arkansas State [ESPN]	6 p.m.
Nov. 17	NORTH TEXAS	3 p.m.
Nov. 24	at Florida International	TBA

**LSU (5-1, 1-1 SEC)**

Sept. 1	NORTH TEXAS [ESPN]	W, 41-14
Sept. 8	WASHINGTON [ESPN]	W, 41-3
Sept. 15	IDAHO [PPV]	W, 63-14
Sept. 22	at Auburn [ESPN]	W, 12-10
Sept. 29	TOWSON [ESPN]	W, 38-22
Oct. 6	at Florida [CBS]	L, 6-14
Oct. 13	SOUTH CAROLINA [ESPN]	TBA
Oct. 20	at Texas A&M [TBA]	TBA
Nov. 3	ALABAMA [CBS]	7 p.m.
Nov. 10	MISSISSIPPI STATE	TBA
Nov. 17	OLE MISS	TBA
Nov. 23	at Arkansas [CBS]	1:30 p.m.

**ARKANSAS (2-4, 1-2 SEC)**

Sept. 1	JACKSONVILLE STATE [PPV]	W, 49-24
Sept. 8	Louisiana-Monroe [ESPN]	L, 31-34
Sept. 15	ALABAMA [CBS]	L, 0-52
Sept. 22	RUTGERS [ESPN]	L, 26-35
Sept. 29	at Texas A&M [SECN]	L, 10-58
Oct. 6	at Auburn [SECN]	W, 24-7
Oct. 13	KENTUCKY [FSN]	6 p.m.
Oct. 27	OLE MISS	TBA
Nov. 3	TULSA	TBA
Nov. 10	at South Carolina	TBA
Nov. 17	at Mississippi State	TBA
Nov. 23	LSU [CBS]	1:30 p.m.

**OLE MISS (3-3, 0-2 SEC)**

Sept. 1	CENTRAL ARKANSAS [PPV]	W, 49-27
Sept. 8	TEXAS-EL PASO [FSN]	W, 28-10
Sept. 15	TEXAS [ESPN]	L, 31-66
Sept. 22	at Tulane [FSN]	W, 39-0
Sept. 29	at Alabama [ESPN]	L, 14-33
Oct. 6	TEXAS A&M [ESPN]	L, 27-30
Oct. 13	Auburn [SECN]	11:21
Oct. 27	at Arkansas	TBA
Nov. 3	at Georgia	TBA
Nov. 10	VANDERBILT	TBA
Nov. 17	at LSU	TBA
Nov. 24	MISSISSIPPI STATE	TBA

**VANDERBILT (1-2, 1-1 SEC)**

Aug. 30	SOUTH CAROLINA [ESPN]	L, 13-17
Sept. 8	at Northwestern [Big Ten Network]	L, 13-23
Sept. 15	PRESBYTERIAN [CSS]	W, 58-0
Sept. 22	at Georgia [ESPN2]	6:45 p.m.
Oct. 6	at Missouri [FSN]	W, 19-15
Oct. 13	FLORIDA [ESPN]	5 p.m.
Oct. 20	AUBURN [SECN]	11:21 a.m.
Oct. 27	MASSACHUSETTS	TBA
Nov. 3	at Kentucky	TBA
Nov. 10	at Ole Miss	TBA
Nov. 17	TENNESSEE	TBA
Nov. 24	at Wake Forest	TBA

**TEXAS A&M (4-1, 2-1 SEC)**

Sept. 8	FLORIDA [ESPN]	L, 17-20
Sept. 15	at SOUTHERN METHODIST [FSN]	W, 48-3
Sept. 22	SOUTH CAROLINA STATE [FSN]	W, 70-14
Sept. 29	ARKANSAS [SECN]	W, 58-10
Oct. 6	at Ole Miss [ESPN]	W, 30-27
Oct. 13	at Louisiana Tech [ESPN]	8:15 p.m.
Oct. 20	LSU [TBA]	TBA
Oct. 27	at Auburn	TBA
Nov. 3	at Mississippi State	TBA
Nov. 10	at Alabama	TBA
Nov. 17	SAM HOUSTON STATE	TBA
Nov. 24	MISSOURI	TBA

**NEW MEXICO STATE (1-5)**

Aug. 30	SACRAMENTO STATE	W, 49-19
Sept. 8	at Ohio [ESPN]	L, 24-51
Sept. 15	at Texas-El Paso	L, 28-41
Sept. 22	NEW MEXICO [ESPN]	L, 14-27
Sept. 29	TEXAS-SAN ANTONIO	L, 14-35
Oct. 6	at Idaho	L, 18-26
Oct. 20	at Utah State	2 p.m.
Oct. 27	LOUISIANA TECH	7 p.m.
Nov. 3	at Auburn	TBA
Nov. 10	SAN JOSE STATE	2:30 p.m.
Nov. 24	BRIGHAM YOUNG	2:30 p.m.
Dec. 1	at Texas State	3 p.m.

**GEORGIA (5-1, 3-1 SEC)**

Sept. 1	BUFFALO [SECN]	W, 45-23
Sept. 8	at Missouri [ESPN]	W, 41-20
Sept. 15	FLORIDA ATLANTIC [CSS]	W, 56-20
Sept. 22	VANDERBILT [ESPN]	W, 48-3
Sept. 29	TENNESSEE [CBS]	W, 51-44
Oct. 6	at South Carolina [ESPN]	L, 7-35
Oct. 20	at Kentucky [TBA]	7 p.m.
Oct. 27	vs. Florida [CBS]	2:30 p.m.
Nov. 3	OLE MISS	TBA
Nov. 10	at Auburn	TBA
Nov. 17	GEORGIA SOUTHERN	TBA
Nov. 24	GEORGIA TECH	TBA

**ALABAMA A&M (6-0)**

Sept. 1	vs. Tuskegee	W, 7-6
Sept. 8	at Arkansas-Pine Bluff	W, 14-10
Sept. 15	PRAIRIE VIEW A&M	W, 42-30
Sept. 22	at Texas Southern	W, 42-13
Sept. 29	GRAMBLING STATE	W, 38-17
Oct. 6	at Mississippi Valley State	W, 35-0
Oct. 13	ALCORN STATE	1 p.m.
Oct. 27	vs. Alabama State	2:30 p.m.
Nov. 3	SOUTHERN	1 p.m.
Nov. 10	at Jackson State	2 p.m.
Nov. 17	at Auburn	TBA

**ALABAMA (5-0, 2-0 SEC)**

Sept. 1	vs. Michigan [ABC]	W, 41-14
Sept. 8	WESTERN KENTUCKY [SECN]	W, 35-0
Sept. 15	at Arkansas [CBS]	W, 52-0
Sept. 22	FLORIDA ATLANTIC [PPV]	W, 40-7
Sept. 29	OLE MISS [ESPN]	W, 33-14
Oct. 13	at Missouri [CBS]	2:30 p.m.
Oct. 20	at Tennessee [TBA]	TBA
Oct. 27	MISSISSIPPI STATE	TBA
Nov. 3	at LSU [CBS]	7 p.m.
Nov. 10	TEXAS A&M	TBA
Nov. 17	WESTERN CAROLINA	TBA
Nov. 24	AUBURN	TBA

**Associated Press Poll**

**Week 6 (Oct. 7)**

Rank	School	Record	Points	Pvs
1	<b>Alabama (60)</b>	<b>5-0</b>	<b>1,500</b>	<b>1</b>
2	Oregon	6-0	1,435	2
3	<b>South Carolina</b>	<b>6-0</b>	<b>1,359</b>	<b>6</b>
4	<b>Florida</b>	<b>5-0</b>	<b>1,265</b>	<b>10</b>
5	West Virginia	5-0	1,260	8
6	Kansas State	5-0	1,217	7
7	Notre Dame	5-0	1,176	9
8	Ohio State	6-0	1,053	12
9	<b>LSU</b>	<b>5-1</b>	<b>938</b>	<b>4</b>
10	Oregon State	4-0	873	14
11	Southern California	4-1	812	13
12	Florida State	5-1	800	3
13	Oklahoma	3-1	756	17
14	<b>Georgia</b>	<b>5-1</b>	<b>733</b>	<b>5</b>
15	Texas	4-1	711	11
16	<b>Clemson</b>	<b>5-1</b>	<b>657</b>	<b>15</b>
17	Stanford	4-1	587	18
18	Louisville	5-0	494	19
19	<b>Mississippi State</b>	<b>5-0</b>	<b>450</b>	<b>20</b>
20	Rutgers	5-0	331	22
21	Cincinnati	4-0	205	NR
22	<b>Texas A&amp;M</b>	<b>4-1</b>	<b>153</b>	<b>NR</b>
23	Louisiana Tech	5-0	129	NR
24	Boise State	4-1	114	NR
25	Michigan	3-2	82	NR

**Others Receiving Votes:** Ohio 79, Baylor 62, Iowa State 54, Texas Christian 50, Michigan State 49, Arizona State 39, Washington 39, North Carolina State 17, Nebraska 5, Arizona 4, Duke 3, Tennessee 3, Texas Tech 2, Tulsa 2, Northwestern 1, Penn State 1.

**USA Today Coaches Poll**

**Week 6 (Oct. 7)**

Rank	School	Record	Points	Pvs
1	<b>Alabama (58)</b>	<b>5-0</b>	<b>1,474</b>	<b>1</b>
2	Oregon (1)	6-0	1,411	2
3	<b>South Carolina</b>	<b>6-0</b>	<b>1,345</b>	<b>6</b>
4	West Virginia	5-0	1,296	7
5	Kansas State	5-0	1,216	8
6	<b>Florida</b>	<b>5-0</b>	<b>1,165</b>	<b>11</b>
7	Notre Dame	5-0	1,152	10
8	<b>LSU</b>	<b>5-1</b>	<b>961</b>	<b>3</b>
9	Southern California	4-1	940	12
10	Oklahoma	3-1	872	14
11	Florida State	5-1	819	4
12	<b>Georgia</b>	<b>5-1</b>	<b>761</b>	<b>5</b>
13	<b>Clemson</b>	<b>5-1</b>	<b>759</b>	<b>15</b>
14	Oregon State	4-0	691	17
15	Texas	4-1	663	9
16	Louisville	5-0	628	16
17	Stanford	4-1	577	18
18	<b>Mississippi State</b>	<b>5-0</b>	<b>558</b>	<b>19</b>
19	Rutgers	5-0	410	21
20	Cincinnati	4-0	365	23
21	<b>Texas A&amp;M</b>	<b>4-1</b>	<b>208</b>	<b>NR</b>
22	Boise State	4-1	197	25
23	Texas Christian	4-1	194	13
24	Louisiana Tech	5-0	131	NR
25	Iowa State	4-1	73	NR

**Others Receiving Votes:** Arizona State 61, Baylor 52, Michigan 33, Northwestern 31, Michigan State 27, Ohio 23, Nebraska 18, Texas Tech 11, Duke 10, Wisconsin 8, Western Kentucky 7, North Carolina State 6, Louisiana-Lafayette 6, Oklahoma State 5, San Jose State 4, Louisiana-Monroe 3, Nevada 2, Toledo 2.

Bold denotes SEC teams and 2012 opponents



# 2012 AUBURN FOOTBALL GAME NOTES

Perfect Seasons:  
1900, 1904, 1913, 1957, 1993, 2004, 2010  
National Champions:  
1957, 2010

Sept. 1, 2012 • ESPN • Georgia Dome (75,211) • Atlanta, Ga.

#14 CLEMSON	26
AUBURN	19

## GAME 1

Cody Parkey made a career-high four field goals and Tre Mason rushed for a career-high 106 yards for Auburn but No. 14 Clemson edged past the Tigers for a hard-fought 26-19 victory in the Chick-fil-A Game in the season opener for both teams at the Georgia Dome on Saturday.

Emory Blake caught four passes for a career-high 109 yards and a touchdown while sophomore Kiehl Frazier threw for 194 yards and one touchdown on 11-of-27 passing and one interception in his first career start for Auburn. Tre Mason rushed for a career-high 106 yards while Onterio McCalebb add 82 yards.

The game was tied at 16 entering the final quarter after Parkey tied with a field goal with 55 seconds left in the third. Daren Bates intercepted Tajh Boyd and returned it 12 yards to the Clemson 35 on the first play of the fourth quarter. It set up Parkey making his career-high fourth field goal of the game, a 36-yarder to give Auburn a 19-16 lead with 12:50 remaining.

Clemson then scored the final 10 points of the game to outlast Auburn.

In the back-and-forth game, Clemson came right back on a 10-play, 75-yard drive as Boyd threw a 4-yard fade route to DeAndre Hopkins, who had a Clemson single-game record 13 receptions for 119 yards, in the back right corner of the end zone as Clemson took the lead for good, 23-19, with 9:17 left.

Clemson stopped Auburn on the next possession and drove 79 yards on the strength of Andre Ellington's 45-yard run to the Auburn 8. Auburn's defense stopped Clemson at the 1-yard line for the second time to give itself another shot. Chandler Catanzaro made his fourth field goal of the game for a 26-19 Clemson lead with 1:24 left.

Ellington rushed for 231 yards on 26 carries while Boyd threw for 208 yards and a touchdown on 24-of-34 passing.

Clemson opened the game's scoring as Catanzaro made a 39-yard field goal with 5:22 left in the first quarter. Auburn's defense held after Clemson drove 83 yards down to the Auburn 1-yard line.

### SCORING SUMMARY

Clemson	3	10	3	10	—	26
Auburn	7	3	6	3	—	19

- CU - Catanzaro 24-yard field goal, 5:22, 1st
- AU - Blake 54-yard pass from Frazier (Parkey kick), 3:38, 1st
- CU - Catanzaro 40-yard field goal, 10:06, 2nd
- CU - McDowell 7-yard run (Catanzaro kick), 7:26, 2nd
- AU - Parkey 37-yard field goal, 1:24, 2nd
- AU - Parkey 46-yard field goal, 8:38, 3rd
- CU - Catanzaro 37-yard field goal, 4:39, 3rd
- AU - Parkey 27-yard field goal, 0:55, 3rd
- AU - Parkey 36-yard field goal, 12:50, 4th
- CU - Hopkins 4-yard pass from Boyd (Catanzaro kick), 9:17, 4th
- CU - Catanzaro 18-yard kick, 1:24, 4th

### TEAM STATISTICS

	CU	AU
First Downs	28	17
Rushes-Yards	52-320	37-180
Passing Yards	208	194
Comp-Att-Int	24-35-1	11-27-1
Total Plays-Yards	87-528	64-374
Punts-Avg.	3-38.3	3-39.3
Fumbles/Lost	1/0	3/1
Penalties-Yards	6-30	6-38
3rd Down Conv.	8-of-17	4-of-13
Time of Possession	31:45	28:15

### INDIVIDUAL STATISTICS

**RUSHING:** (CU) - Ellington 26-231; Boyd 19-58; Howard 4-23; McDowell 3-8 (TD); (AU) Mason 14-106; McCalebb 12-82; Blakely 1-2; Bray 1-(-1); Frazier 9-(-9).

**PASSING:** (CU) - 24-34-1-208 (TD); (AU) - Frazier 11-27-1-194 (TD).

**RECEIVING:** (CU) - Hopkins 13-119 (TD); Ford 5-51; Peake 4-21; Humphries 2-17; (AU) Blake 4-109 (TD); Lutzenkirchen 4-71; McCalebb 2-6; Bray 1-8.

Auburn struck back quickly four plays later as Frazier threw a 54-yard touchdown pass to Blake to put Auburn ahead 7-3 with 3:38 remaining in the opening quarter.

Catanzaro made a 40-yard field goal to bring Clemson to within 7-6 after the Tigers recovered a Tre Mason fumble just past midfield. Auburn had driven from its own 1-yard line to the Clemson 48 before Auburn's impressive drive ended with the turnover on the first possession of the second quarter.

Ellington's 68-yard run to the Auburn 15 followed by a Ryan White personal foul penalty set up Clemson's first touchdown on a 7-yard run by Roderick McDowell for a 13-7 Clemson lead with 7:26 left in the half. Clemson's drive covered 85 yards in only three plays.

Parkey's 37-yard field goal closed Auburn to within 13-10 with 1:24 before the half. On the drive, Frazier's 38-yard completion to Philip Lutzenkirchen to the Clemson 13 was the big play.

The Chick-fil-A Kickoff Game record crowd of 75,211 saw Auburn gain 374 yards on 64 plays while Clemson had 528 yards total offense on 87 plays. Auburn rushed for 180 yards to Clemson's 320, 231 of it from Ellington.

Sept. 8, 2012 • ESPN • Davis Wade Stadium (56,111) • Starkville, Miss.

AUBURN	10
MISSISSIPPI STATE	28

## GAME 2

Tyler Russell threw for three touchdowns and 222 yards to lead Mississippi State to 28-10 victory over Auburn in the SEC opener for both teams at Scott Field on Saturday. Demetruce McNeal led the Tigers with a career-high 18 tackles.

With the Auburn offense struggling in the first half, Onterio McCalebb returned the second half kickoff 100 yards for a touchdown to give the Tigers a 10-7 lead. It was the second of his career, the other an 83-yarder vs. Alabama last year, and Auburn's first 100-yarder since Tim Carter vs. LSU in 2000.

However, it was all Mississippi State after that.

Mississippi State (2-0, 1-0) answered quickly as the Bulldogs drove 75 yards in eight plays to regain the lead, 14-10, on Russell's 13-yard touchdown pass to Chad Bumphis touchdown with 11:35 left in the third.

After holding Auburn (0-2, 0-1) to another three and out, State drove 58 yards and took a 21-10 lead on Russell's third touchdown pass, a 3-yard play action to a wide-open Marcus Green, who scored his second of the day, in the back corner of the end zone with 4:38 to go in the third.

The Bulldogs iced the game as LaDarius Perkins scampered 21 yards breaking four tackles to give State a 28-10 lead with 12:33 left in the game.

Mississippi State outgained Auburn 388 to 216 as the Tigers didn't score an offensive touchdown. The Tigers had 91 yards rushing, led by freshman Mike Blakely's 42 yards on 11 carries. Kiehl Frazier completed on 13-of-22 passes for 125 yards to go along with five turnovers, three interceptions and two fumbles. Quan Bray had six receptions for 50 yards while Emory Blake caught two passes for 31 yards.

Jonathon Mincy forced a State fumble on Russell's 8-yard completion to Chris Smith, and it was recovered by the Tigers' Jermaine Whitehead, a Greenville, Miss., native, at the State 39 with a minute left in the first.

### SCORING SUMMARY

Auburn	0	3	7	0	—	10
Miss. State	0	7	14	7	—	28

- AU - Parkey 23-yard field goal, 9:40, 2nd
- MS - Green 30-yard pass from Russell (Bell kick), 6:53, 2nd
- AU - McCalebb 100-yard kickoff return (Parkey kick), 14:46, 3rd
- MS - Bumphis 13-yard pass from Russell (Bell kick), 11:35, 3rd
- MS - Green 3-yard pass from Russell (Bell kick), 4:38, 3rd
- MS - Perkins 21-yard run (Bell kick), 12:33, 4th

### TEAM STATISTICS

	AU	MS
First Downs	15	23
Rushes-Yards	39-91	36-166
Passing Yards	125	222
Comp-Att-Int	22-13-3	29-20-0
Total Plays-Yards	61-216	65-388
Punts-Avg.	6-40.8	5-40.0
Fumbles/Lost	2/2	1/1
Penalties-Yards	7-57	5-61
3rd Down Conv.	2-of-12	1-of-10
Time of Possession	29:19	30:41

### INDIVIDUAL STATISTICS

**RUSHING:** (MS) - Perkins 14-83 (TD), Milton 6-30, Robinson 6-32, Griffin 2-21; (AU) Blakely 11-42, Mason 8-25, Frazier 11-22, McCalebb 8-4.

**PASSING:** (MS) Russell 20-29-0, 222 (3 TD); (AU) - Frazier 13-22-3, 125.

**RECEIVING:** (MS) - Smith 5-46, Green 4-54 (2 TD), Bumphis 3-47 (TD), Perkins 3-17; (AU) Bray 6-50, Blake 2-31, Lutzenkirchen 2-12, Reed 1-17.

The Tigers, which converted a fourth and one at the State 19, took a 3-0 lead on a 23-yard Cody Parkey field goal with 9:40 left in the second despite having it on the Bulldog 5 with a second and goal.

Mississippi State took a 7-3 lead as Russell completed a 30-yard touchdown pass to Green with 6:53 left in the half. Johnathan Banks then intercepted a Frazier pass a play later to set the Bulldogs up at the Auburn 34. The Auburn defense made a huge stop as Angelo Blackson blocked a 43-yard field goal attempt by Bell with 4:24 left.

Auburn's defense kept the Tigers in the game in the first half as State outgained Auburn 157-65. The Tigers rushing attack was led by Blakely, who gained 38 of the yards on nine rushes. Frazier completed 1-of-7 passes for -2 yards and had two interceptions.

Perkins led State's rushing attack with 83 yards on 14 carries and a touchdown while Green had four receptions for 54 yards and two touchdowns and Smith five receptions for 46 yards.



**SEC Champions:**

1957, 1983, 1987, 1988, 1989, 2010

**SEC West Champions:**

1997, 2000, 2001, 2002, 2004, 2005, 2010

**2012 AUBURN FOOTBALL GAME NOTES**



Sept. 15, 2012 • SECN • Jordan-Hare Stadium (85,214) • Auburn, Ala.

**LOUISIANA-MONROE 28**

**AUBURN 31**

Cody Parkey's overtime field goal clinched Auburn's first win of the season as it defeated Louisiana-Monroe, 31-28, on Saturday afternoon at Jordan-Hare Stadium. Angelo Blackson made Parkey's game-winning kick possible as he blocked a ULM field goal attempt just minutes earlier during ULM's first overtime possession.

Auburn (1-2) saw a 14-point lead disappear late in the fourth quarter as ULM (1-1) rallied from a 28-14 deficit to tie the game with 1:18 left in regulation before the overtime heroics from Blackson and Parkey.

Auburn finished the game with a season-high 418 yards of total offense, including 255 on the ground. Onterio McCalebb finished with a 128 yards, his fourth career 100-yard rushing game, while Tre Mason had 90 yards rushing on a game-high 22 carries.

Kiehl Frazier was 10-of-18 for 130 yards with a touchdown and an interception while his counterpart from ULM, Kolton Browning, was 28-of-46 for 237 yards with three touchdowns.

ULM went 89 yards on its first drive of the game, a 12-play march, and converted on a fourth-and-goal from the one to take the early touchdown lead, 7-0. The drive was capped by a Browning to Harley Scioneaux pass into the corner of the end zone, the first of two touchdown catches for the ULM tight end.

Auburn answered with a five-play, 76-yard scoring drive of its own on its first possession. McCalebb had three carries on the drive, including the 27-yard touchdown run, while Mason had a 34-yard reception on the previous play to get Auburn into ULM territory as Auburn tied it at 7-7.

Browning put ULM back up a touchdown, 14-7, with his 39-yard touchdown run up the middle with 3:52 left in the first half. The run capped a six-play, 80-yard drive that ate up just 2:54 of clock time. Auburn immediately answered with a quick strike of its own, using a Quan Bray pass back to Frazier for the score. The pass covered 33 yards as Auburn went 75 yards in four plays to tie it at 14-14 with 2:18 left in the half.

Auburn struck one more time before the half as Frazier's 33-yard pass to Sammie Coates as time expired put Auburn ahead, 21-14. Auburn took advantage of a 33-yard punt by the

**SCORING SUMMARY**

ULM	7	7	0	14	0	--	28
Auburn	7	14	7	0	3	--	31

ULM - Scioneaux 1-yard pass from Browning (Manton kick), 8:22, 1st  
 AU - McCalebb 27-yard run (Parkey kick), 6:06, 1st  
 ULM - Browning 39-yard run (Manton kick), 3:52, 2nd  
 AU - Frazier 33-yard pass from Bray (Parkey kick), 2:18, 2nd  
 AU - Coates 33-yard pass from Frazier (Parkey kick), 0:00, 2nd  
 AU - Mason 1-yard run (Parkey kick), 10:40, 3rd  
 ULM - Scioneaux 4-yard pass from Browning (Manton kick), 6:15, 3rd  
 ULM - Harper 6-yard pass from Browning (Manton kick), 1:18, 3rd  
 AU - Parkey 35-yard field goal, 0:00, 1st OT

**TEAM STATISTICS**

	ULM	AU
First Downs	27	19
Rushes-Yards	41-165	42-255
Passing Yards	245	163
Comp-Att-Int	29-48-0	11-19-1
Total Plays-Yards	89-410	61-418
Punts-Avg.	5-43.2	6-40.2
Fumbles/Lost	0/0	1/1
Penalties-Yards	2-20	7-65
3rd Down Conv.	9-of-21	6-of-13
Time of Possession	34:45	25:15

**INDIVIDUAL STATISTICS**

**RUSHING:** (ULM) - Edwards 17-76, Browning 14-58 (TD), Gammel 1-14, Bailey 6-13, Leonard 1-5, Washington 1-0; (AU) McCalebb 11-128 (TD), Mason 22-90 (TD), Blakely 3-32, Frazier 5-8.

**PASSING:** (ULM) Browning 28-46-0, 237 (3 TD), Wells 1-2-0, 8; (AU) Frazier 10-18-1, 130 (TD), Bray 1-1-0, 33 (TD).

**RECEIVING:** (ULM) - Leonard 7-53, Hamm 5-57, Harper 5-40 (TD), Maye 4-45, Cook 2-11, Scioneaux 2-5 (2 TD), Edwards 1-20, Cain 1-8, Milton 1-7, Bailey 1-(-1); (AU) Coates 2-34 (TD), Blake 2-26, Bray 2-14, McCalebb 2-6, Mason 1-34, Frazier 1-33 (TD), Lutzenkirchen 1-16.

Warhawks' Justin Manton from his own seven yard line to set up the score as Auburn had just 22 seconds and no timeouts to work with.

Auburn came out of halftime with an 11-play, 65-yard drive that put it up by two touchdowns, 28-14. Mason rushed seven times on the drive, covering 22 yards including the one-yard touchdown run.

The game remained a 14-point contest until ULM went 59 yards on nine plays midway through the fourth quarter to draw within a touchdown, 28-21. Scioneaux, who had just two catches on the day, caught the Browning pass in the corner of the end zone for the score.

Auburn went three-and-out on its next possession, allowing ULM to start its drive on its own 35 with 4:37 left. A six-yard touchdown pass to Colby Harper in the left flat and Manton's extra-point tied it at 28-28.

Auburn blocked a pair of kicks in the game; along with Blackson's overtime stop, Corey Lemonier blocked a Manton 31-yard field goal attempt.

Sept. 22, 2012 • ESPN • Jordan-Hare Stadium (86,721) • Auburn, Ala.

**#2 LSU 12**

**AUBURN 10**

Auburn's defense held LSU to a season-low 351 total yards and only three points in the final three quarters but fell to the visitors from Baton Rouge, 12-10, on Saturday night before 86,721 fans at Jordan-Hare Stadium.

Auburn (1-3, 0-2 SEC) got an outstanding performance from its defense, forcing a pair of LSU turnovers, but could not get a crucial stop late in the fourth quarter with enough time left to have a final scoring chance as LSU's final drive ate up most of the final four minutes.

LSU (4-0, 1-0 SEC) had a chance to extend its lead with less than a minute to play, but Drew Alleman's 34-yard field goal attempt sailed wide right. Auburn had one final possession with 37 seconds left, starting from their own 20, but could only manage 17 yards with no timeouts remaining, and Kiehl Frazier's final desperation heave with no time left was intercepted to end the game.

LSU appeared to be driving for the end zone on their first possession, but Mettenberger fumbled the snap at the Auburn 2-yard-line, where it was recovered by Jeffery Whitaker to end the LSU threat. It was just the second fumble lost by LSU so far this season.

But LSU would find its way onto the scoreboard on Auburn's next play from scrimmage, taking a 2-0 lead on a safety when Tre Mason was tackled in the end zone by Sam Montgomery. It was the first safety scored against Auburn since the Tigers' 3-2 victory over Mississippi State in 2008.

LSU would then take advantage of the good field position after the safety, driving 59 yards in nine plays and taking a 9-0 lead on a one-yard touchdown run by Michael Ford with 4:18 to play in the first quarter.

After taking over deep in LSU territory when Corey Lemonier sacked Mettenberger and forced a fumble that was recovered by Angelo Blackson, Tre Mason went around left end for 26 yards to the LSU 4-yard-line. On the next play, McCalebb walked into the end zone for Auburn's first touchdown of the night, cutting the deficit to 9-7 as time expired in the opening period.

**SCORING SUMMARY**

LSU	9	0	3	0	—	12
Auburn	7	3	0	0	—	10

LS - Montgomery safety, 8:21, 1st  
 LS - Ford 1-yard run (Alleman kick), 4:18, 1st  
 AU - McCalebb 4-yard run (Parkey kick), 00:00, 1st  
 AU - Parkey 40-yard field goal, 1:21, 2nd  
 LS - Alleman 30-yard field goal, 5:26, 3rd

**TEAM STATISTICS**

	LSU	AU
First Downs	15	9
Rushes-Yards	44-182	30-86
Passing Yards	169	97
Comp-Att-Int	15-27-0	13-22-2
Total Plays-Yards	71-351	52-183
Punts-Avg.	8-42.2	7-41.0
Fumbles/Lost	2/2	2/1
Penalties-Yards	9-80	5-37
3rd Down Conv.	6-of-18	2-of-12
Time of Possession	33:11	26:49

**INDIVIDUAL STATISTICS**

**RUSHING:** (LS) - Ware 16-90, Ford 8-41 (TD), Hilliard 10-40, Shepard 2-7, Copeland 2-5, Mettenberger 6-(-1); (AU) Mason 9-54, McCalebb 11-24 (TD), Wallace 3-15, Frazier 6-(-5).

**PASSING:** (LS) Mettenberger 15-27-0, 169; (AU) - Frazier 13-22-2, 97.

**RECEIVING:** (LS) - Boone 3-49, Wright 3-25, Landry 3-23, Ware 2-44, Beckham 2-15, Hilliard 1-7, Clement 1-6; (AU) Lutzenkirchen 5-29, Blake 4-56, Bray 2-10, McCalebb 2-2.

Following a 42-yard, nine-play drive that ate up more than five minutes of the second quarter, Cody Parkey's 40-yard field goal gave Auburn a 10-9 lead with 1:21 to play in the half.

LSU went back on top midway through the third quarter after an Auburn special teams miscue gave LSU new life at midfield. A 30-yard Drew Alleman field goal capped a seven-play, 35-yard scoring drive and gave LSU a 12-10 lead — the eventual winning margin - at the 5:26 mark.

With the clock winding down in the fourth quarter and Auburn needing yet another stop to have one final possession, LSU converted a key 3rd-and-5 play as Mettenberger connected with Spencer Ware for a 33-yard gain into Auburn territory, effectively ending Auburn's hopes of a comeback.



Oct. 6, 2012 • ESPN2 • Jordan-Hare Stadium (85,813) • Auburn, Ala.

ARKANSAS 24

AUBURN 7

GAME 5

The Arkansas Razorbacks forced five Auburn turnovers and sacked Tiger quarterbacks eight times in a 24-7 Razorback win Saturday afternoon before 85,819 fans at Jordan-Hare Stadium.

The Razorbacks outgained the Tigers, 372-321, including a 130-40 advantage in rushing yards, yet Auburn had 22 first downs to Arkansas' 19. Auburn also matched a season-high with five turnovers and was unable to take advantage of Arkansas' two giveaways.

Emory Blake paced the Auburn offense with 10 catches for 118 yards and Auburn's only score. During the game, he hauled in his 100th career reception, becoming the eighth Auburn player to reach that mark, and now has 1,573 receiving yards for his career to move into a tie for 10th all-time at Auburn.

The Tigers used three quarterbacks for the first time this season. Kiehl Frazier earned the start and finished 9-of-14 for 118 yards and one interception, but was sacked four times in the game. Clint Moseley saw his first game action of the season, starting the second half and finishing 13-of-21 for 163 yards and a touchdown, but he also threw two picks and was sacked four times. Jonathan Wallace did not attempt a pass but rushed twice for 11 yards.

The Razorbacks struck first, taking their second possession of the game 80 yards in 10 plays, capped by a two-yard touchdown run from Dennis Johnson to take a 7-0 lead with just more than a minute left in the first quarter.

Arkansas took advantage of an Auburn turnover deep in Tiger territory midway through the second quarter and increased its lead to 10-0 on a 27-yard field goal from Zach Hocker with 6:33 to play in the half; the score would remain 10-0 at the half.

After neither team could generate much offense throughout the third quarter, Auburn mounted a 5-play, 68-yard scoring drive late in the period, cutting the deficit to 10-7 on a 21-yard touchdown pass from Moseley to Blake with 0:33 left. All five plays on the AU scoring drive went for positive yardage, including a 22-yard completion to Tre Mason and a 13-yard rush by Mike Blakely.

But Arkansas answered on its next possession, moving 75 yards in five plays and pushing the advantage back to 10 points on a trick play, resulting in a 26-yard touchdown pass from Brandon Mitchell to Javontee Herndon with 13:30 left in the game. It marked the first time this season that the Hogs scored in the second half of an SEC game.

Arkansas then put the game out of reach after Auburn's third turnover of the game gave the Razorbacks a short field. Seven plays and 40 yards later, Johnson went over left guard for his second touchdown of the day to make it 24-7 with 8:20 to play.

The Tigers put together two more drives into Arkansas territory, but two interceptions in the end zone late in the fourth quarter ended Auburn's comeback chances.

SCORING SUMMARY

Arkansas.....	7	3	0	14	—	24
Auburn .....	0	0	7	0	—	7

- AR - Johnson 2-yard run (Hocker kick), 1:02, 1st
- AR - Hocker 27-yard field goal, 6:33, 2nd
- AU - Blake 21-yard pass from Moseley (Parkey kick), 0:33, 3rd
- AR - Herndon 26-yard pass from Mitchell (Hocker kick), 13:30, 4th
- AR - Johnson 2-yard run (Hocker kick), 8:20, 4th

TEAM STATISTICS

	AR	AU
First Downs	19	22
Rushes-Yards	30-116	32-40
Passing Yards	256	281
Comp-Att-Int	23-30-0	22-35-3
Total Plays-Yards	60-372	67-321
Punts-Avg.	5-51.0	6-37.7
Fumbles/Lost	3/2	2/2
Penalties-Yards	4-36	5-30
3rd Down Conv.	3-of-12	4-of-12
Time of Possession	28:55	31:05

INDIVIDUAL STATISTICS

- RUSHING:** (AR) - Johnson 17-76 (2 TD), Williams 6-34, Wilson 4-10, Davis 3-(-4); (AU) Blakely 7-38, Mason 6-32, McCalebb 7-24, Wallace 2-11, Prosh 1-3, Frazier 5-(-25), Moseley 4-(-43).
- PASSING:** (AR) Wilson 22-29-0-230, Mitchell 1-1-0-26 (TD) (AU) Frazier 9-14-1-118, Moseley 13-21-2-163 (TD).
- RECEIVING:** (AR) - Hamilton 7-86, Tate 4-44, Johnson 4-15, McKay 3-36, Wingo 2-19, Herndon 1-26 (TD), Wilson 1-23, Linton 1-7; (AU) Blake 10-118 (TD), Stallworth 2-40, Reed 2-37, McCaleeb 2-16, Mason 1-22, Coates 1-16, Benton 1-14, Denson 1-12, Louis 1-4, Lutzenkirchen 1-2.

SEC Champions:  
1957, 1983, 1987, 1988, 1989, 2004, 2010  
SEC West Champions:  
1997, 2000, 2001, 2002, 2004, 2005, 2010

## 2012 AUBURN FOOTBALL GAME NOTES



### 2012 STATISTICS

RECORD.....	OVERALL	HOME	AWAY	NEUTRAL
ALL GAMES.....	1-4-0	1-2-0	0-1-0	0-1-0
CONFERENCE.....	0-3-0	0-2-0	0-1-0	0-0-0
NON-CONFERENCE.....	1-1-0	1-0-0	0-0-0	0-1-0

DATE .....	OPPONENT	W/L	SCORE	ATTEND
9/1/2012 .....	vs. Clemson	L	19-26	75,211
9/8/2012 .....	at Mississippi State*	L	10-28	56,111
9/15/2012 .....	LOUISIANA-MONROE	(OT) W	31-28	85,214
9/22/2012 .....	LSU	L	10-12	86,721
10/6/2012 .....	ARKANSAS	L	7-24	85,813
10/13/2012 .....	at Ole Miss			
10/20/2012 .....	at Vanderbilt			
10/27/2012 .....	TEXAS A&M			
11/3/2012 .....	NEW MEXICO STATE			
11/10/2012 .....	GEORGIA			
11/17/2012 .....	ALABAMA A&M			
11/24/2012 .....	at Alabama			

RUSHING.....	GP	Att	Gain	Loss	Net	Avg	TD	Long	Avg/G
Tre Mason.....	5	59	319	12	307	5.2	1	30	61.4
Onterio McCalebb.....	5	49	306	44	262	5.3	2	43	52.4
Mike Blakely.....	4	22	118	4	114	5.2	0	20	28.5
Jonathan Wallace.....	2	5	26	0	26	5.2	0	7	13.0
Jay Prosch.....	5	1	3	0	3	3.0	0	3	0.6
Quan Bray.....	4	1	0	1	-1	-1.0	0	0	-0.2
TEAM.....	4	3	0	7	-7	-2.3	0	0	-1.8
Kiehl Frazier.....	5	36	82	91	-9	-0.2	0	12	-1.8
Clint Moseley.....	1	4	0	43	-43	-10.8	0	0	-43.0
<b>Total.....</b>	<b>5</b>	<b>180</b>	<b>854</b>	<b>202</b>	<b>652</b>	<b>3.6</b>	<b>3</b>	<b>43</b>	<b>130.4</b>
<b>Opponents.....</b>	<b>5</b>	<b>205</b>	<b>1061</b>	<b>98</b>	<b>963</b>	<b>4.7</b>	<b>6</b>	<b>68</b>	<b>192.6</b>

PASSING.....	G	Effic	Cmp-Att-Int	Pct	Yds	TD	Lng	Avg/G
Kiehl Frazier.....	5	99.39	56-103-8	54.4	664	2	54	132.8
Clint Moseley.....	1	123.77	13-21-2	61.9	163	1	31	163.0
Quan Bray.....	4	707.20	1-1-0	100.0	33	1	33	8.2
<b>Total.....</b>	<b>5</b>	<b>108.35</b>	<b>70-125-10</b>	<b>56.0</b>	<b>860</b>	<b>4</b>	<b>54</b>	<b>172.0</b>
<b>Opponents.....</b>	<b>5</b>	<b>134.51</b>	<b>109-167-1</b>	<b>65.3</b>	<b>1086</b>	<b>8</b>	<b>41</b>	<b>217.2</b>

RECEIVING.....	G	No.	Yds	Avg	TD	Long	Avg/G
Emory Blake.....	5	22	340	15.5	2	54	68.0
Philip Lutzenkirchen.....	5	13	130	10.0	0	38	26.0
Quan Bray.....	4	11	82	7.5	0	16	20.5
Ouan McCalebb.....	5	9	37	4.1	0	13	7.4
Trovon Reed.....	5	3	54	18.0	0	31	10.8
Sammie Coates.....	5	3	50	16.7	1	33	10.0
Travante Stallworth.....	5	3	48	16.0	0	22	9.6
Tre Mason.....	5	2	56	28.0	0	34	11.2
Kiehl Frazier.....	5	1	33	33.0	1	33	6.6
DeAngelo Benton.....	3	1	14	14.0	0	14	4.7
Jaylon Denson.....	5	1	12	12.0	0	12	2.4
Ricardo Louis.....	4	1	4	4.0	0	4	1.0
<b>Total.....</b>	<b>5</b>	<b>70</b>	<b>860</b>	<b>12.3</b>	<b>4</b>	<b>54</b>	<b>172.0</b>
<b>Opponents.....</b>	<b>5</b>	<b>109</b>	<b>1086</b>	<b>10.0</b>	<b>8</b>	<b>41</b>	<b>217.2</b>

TEAM STATISTICS.....	AU.....	OPP.....
SCORING.....	77	118
Points Per Game.....	15.4	23.6
FIRST DOWNS.....	82	112
Rushing.....	37	48
Passing.....	41	54
Penalty.....	4	10
RUSHING YARDAGE.....	652	963
Yards gained rushing.....	854	1061
Yards lost rushing.....	202	98
Rushing Attempts.....	180	205
Average Per Rush.....	3.6	4.7
Average Per Game.....	130.4	192.6
TDs Rushing.....	3	6
PASSING YARDAGE.....	860	1086
Comp-Att-Int.....	70-125-10	109-167-1
Average Per Pass.....	6.9	6.5
Average Per Catch.....	12.3	10.0
Average Per Game.....	172.0	217.2
TDs Passing.....	4	8
TOTAL OFFENSE.....	1512	2049
Total Plays.....	305	372
Average Per Play.....	5.0	5.5
Average Per Game.....	302.4	409.8
KICK RETURNS: #-Yards.....	11-297	6-81
PUNT RETURNS: #-Yards.....	7-48	3-2
INT RETURNS: #-Yards.....	1-12	10-79
KICK RETURN AVERAGE.....	27.0	13.5
PUNT RETURN AVERAGE.....	6.9	0.7
INT RETURN AVERAGE.....	12.0	7.9
FUMBLES-LOST.....	10-7	7-5
PENALTIES-Yards.....	30-227	26-227
Average Per Game.....	45.4	45.4
PUNTS-Yards.....	28-1076	26-1124
Average Per Punt.....	38.4	43.2
Net punt average.....	37.6	40.6
KICKOFFS-Yards.....	19-1267	25-1589
Average Per Kick.....	66.7	63.6
Net kick average.....	49.5	38.7
TIME OF POSSESSION/Game.....	28:09	31:51
3RD-DOWN Conversions.....	18/62	27/78
3rd-Down Pct.....	29%	35%
4TH-DOWN Conversions.....	2/4	5/7
4th-Down Pct.....	50%	71%
SACKS BY-Yards.....	10-59	17-127
MISC YARDS.....	7	0
TOUCHDOWNS SCORED.....	8	14
FIELD GOALS-ATTEMPTS.....	7-8	6-14
ON-SIDE KICKS.....	0-0	0-0
RED-ZONE SCORES.....	(7-10) 70%	(15-21) 71%
RED-ZONE TOUCHDOWNS.....	(2-10) 20%	(10-21) 48%
PAT-ATTEMPTS.....	(8-8) 100%	(14-14) 100%
ATTENDANCE.....	257748	56111
Games/Avg Per Game.....	3/85916	1/56111
Neutral Site Games.....		1/75211

SCORE BY QUARTERS.....	1st	2nd	3rd	4th	OT	Total
Auburn.....	21	23	27	3	3	77
Opponents.....	26	27	20	45	0	118



# 2012 AUBURN FOOTBALL GAME NOTES

Perfect Seasons:  
1900, 1904, 1913, 1957, 1993, 2004, 2010  
National Champions:  
1957, 2010

## 2012 STATISTICS

PUNT RETURNS.....No.	Yds	Avg	TD	Long
Quan Bray.....5	23	4.6	0	18
Trovon Reed.....2	25	12.5	0	15
<b>Total.....7</b>	<b>48</b>	<b>6.9</b>	<b>0</b>	<b>18</b>
<b>Opponents.....3</b>	<b>2</b>	<b>0.7</b>	<b>0</b>	<b>7</b>

INTERCEPTIONS.....No.	Yds	Avg	TD	Long
Daren Bates.....1	12	12.0	0	12
<b>Total.....1</b>	<b>12</b>	<b>12.0</b>	<b>0</b>	<b>12</b>
<b>Opponents.....10</b>	<b>79</b>	<b>7.9</b>	<b>0</b>	<b>31</b>

KICK RETURNS.....No.	Yds	Avg	TD	Long
Onterio McCalebb.....8	245	30.6	1	100
Quan Bray.....1	21	21.0	0	21
Craig Sanders.....1	10	10.0	0	10
Tre Mason.....1	21	21.0	0	21
<b>Total.....11</b>	<b>297</b>	<b>27.0</b>	<b>1</b>	<b>100</b>
<b>Opponents.....6</b>	<b>81</b>	<b>13.5</b>	<b>0</b>	<b>22</b>

FUMBLE RETURNS.....No.	Yds	Avg	TD	Long
<b>Total.....0</b>	<b>0</b>	<b>0.0</b>	<b>0</b>	<b>0</b>
<b>Opponents.....1</b>	<b>4</b>	<b>4.0</b>	<b>0</b>	<b>4</b>

SCORING.....TD	PATs						DXP	Saf	Points
	FGs	Kick	Rush	Rcv	Pass				
Cody Parkey.....0	7-8	8-8	0-0	0	0-0	0	0	29	
Onterio McCalebb.....3	0-0	0-0	0-0	0	0-0	0	0	18	
Emory Blake.....2	0-0	0-0	0-0	0	0-0	0	0	12	
Kiehl Frazier.....1	0-0	0-0	0-0	0	0-0	0	0	6	
Sammie Coates.....1	0-0	0-0	0-0	0	0-0	0	0	6	
Tre Mason.....1	0-0	0-0	0-0	0	0-0	0	0	6	
<b>Total.....8</b>	<b>7-8</b>	<b>8-8</b>	<b>0-0</b>	<b>0</b>	<b>0-0</b>	<b>0</b>	<b>0</b>	<b>77</b>	
<b>Opponents.....14</b>	<b>6-14</b>	<b>14-14</b>	<b>0-0</b>	<b>0</b>	<b>0-0</b>	<b>0</b>	<b>1</b>	<b>118</b>	

TOTAL OFFENSE.....G	Plays	Rush	Pass	Total	Avg/G
Kiehl Frazier.....5	139	-9	664	655	131.0
Tre Mason.....5	59	307	0	307	61.4
Onterio McCalebb.....5	49	262	0	262	52.4
Clint Moseley.....1	25	-43	163	120	120.0
Mike Blakely.....4	22	114	0	114	28.5
Quan Bray.....4	2	-1	33	32	8.0
Jonathan Wallace.....2	5	26	0	26	13.0
Jay Prosch.....5	1	3	0	3	0.6
TEAM.....4	3	-7	0	-7	-1.8
<b>Total.....5</b>	<b>305</b>	<b>652</b>	<b>860</b>	<b>1512</b>	<b>302.4</b>
<b>Opponents.....5</b>	<b>372</b>	<b>963</b>	<b>1086</b>	<b>2049</b>	<b>409.8</b>

FIELD GOALS.....FGM-FGA	Pct	01-19	20-29	30-39	40-49	50-99	Lg	Blk
Cody Parkey.....7-8	87.5	0-0	2-2	3-3	2-3	0-0	46	0

FG SEQUENCE	Auburn	OPPONENTS
Clemson	(37),(46),(27),(36)	(24),(40),55,(37),(18)
Mississippi State	(23)	36, 43
Louisiana-Monroe	(35)	31, 37
LSU	(40)	(30),34
Arkansas	49	26,(27),50
Ole Miss		
Vanderbilt		
Texas A&M		
New Mexico State		
Georgia		
Alabama A&M		
Alabama		

Numbers in parentheses indicate field goal was made.

PUNTING.....No.	Yds	Avg	Long	TB	FC	I20	Blkd
Steven Clark.....28	1076	38.4	54	1	15	8	0
<b>Total.....28</b>	<b>1076</b>	<b>38.4</b>	<b>54</b>	<b>1</b>	<b>15</b>	<b>8</b>	<b>0</b>
<b>Opponents.....26</b>	<b>1124</b>	<b>43.2</b>	<b>70</b>	<b>1</b>	<b>11</b>	<b>11</b>	<b>0</b>

KICKOFFS.....No.	Yds	Avg	TB	OB	Retn	Net	YdLn
Cody Parkey.....19	1267	66.7	13	0			
<b>Total.....19</b>	<b>1267</b>	<b>66.7</b>	<b>13</b>	<b>0</b>	<b>81</b>	<b>45.3</b>	<b>19</b>
<b>Opponents.....25</b>	<b>1589</b>	<b>63.6</b>	<b>13</b>	<b>0</b>	<b>297</b>	<b>38.7</b>	<b>26</b>

ALL PURPOSE.....G	Rush	Rec	PR	KOR	IR	Tot	Avg/G
Onterio McCalebb.....5	262	37	0	245	0	544	108.8
Tre Mason.....5	307	56	0	21	0	384	76.8
Emory Blake.....5	0	340	0	0	0	340	68.0
Philip Lutzenkirchen.....5	0	130	0	0	0	130	26.0
Quan Bray.....4	-1	82	23	21	0	125	31.2
Mike Blakely.....4	114	0	0	0	0	114	28.5
Trovon Reed.....5	0	54	25	0	0	79	15.8
Sammie Coates.....5	0	50	0	0	0	50	10.0
Travante Stallworth.....5	0	48	0	0	0	48	9.6
Jonathan Wallace.....2	26	0	0	0	0	26	13.0
Kiehl Frazier.....5	-9	33	0	0	0	24	4.8
DeAngelo Benton.....3	0	14	0	0	0	14	4.7
Daren Bates.....5	0	0	0	0	12	12	2.4
Jaylon Denson.....5	0	12	0	0	0	12	2.4
Craig Sanders.....5	0	0	0	10	0	10	2.0
Ricardo Louis.....4	0	4	0	0	0	4	1.0
Jay Prosch.....5	3	0	0	0	0	3	0.6
TEAM.....4	-7	0	0	0	0	-7	-1.8
Clint Moseley.....1	-43	0	0	0	0	-43	-43.0
<b>Total.....5</b>	<b>652</b>	<b>860</b>	<b>48</b>	<b>297</b>	<b>12</b>	<b>1869</b>	<b>373.8</b>
<b>Opponents.....5</b>	<b>963</b>	<b>1086</b>	<b>2</b>	<b>81</b>	<b>79</b>	<b>2211</b>	<b>442.2</b>



SEC Champions:  
1957, 1983, 1987, 1988, 1989, 2004, 2010  
SEC West Champions:  
1997, 2000, 2001, 2002, 2004, 2005, 2010

## 2012 AUBURN FOOTBALL GAME NOTES



### 2012 DEFENSIVE STATISTICS

DEFENSIVE LEADERS	GP	Tackles			Sacks			Pass Def			Fumbles		Blkd	Rcv-Yds	FF	Kick	Saf
		Solo	Ast	Total	TFL/Yds	No-Yards	Int-Yds	BrUp	QBH								
25 Daren Bates.....	5	18	36	54	4.0-12	2.0-11	1-12	2	3	1-0	.	.	.	.	.	.	
12 Demetruce McNeal.....	5	24	23	47	5.0-17	.	.	1	1	.	.	.	.	.	.	.	
5 Jake Holland.....	5	14	29	43	0.5-2	.	.	2	4	.	.	.	.	.	.	.	
9 Jermaine Whitehead.....	5	18	24	42	1.5-5	1.0-5	.	5	.	1-0	.	.	.	.	.	.	
6 Jonathon Mincy.....	5	17	10	27	1.0-4	.	.	1	.	.	1	.	.	.	.	.	
11 Chris Davis.....	5	12	13	25	1.0-1	.	.	2	.	.	.	.	.	.	.	.	
55 Corey Lemonier.....	5	12	9	21	5.0-29	5.0-29	.	.	7	.	1	1	.	.	.	.	
95 Dee Ford.....	5	10	8	18	2.5-15	2.0-14	.	1	5	.	.	.	.	.	.	.	
22 T'Sharvan Bell.....	5	10	7	17	.	.	.	2	.	1-0	.	.	.	.	.	.	
24 Ryan Smith.....	2	8	6	14	.	.	.	.	1	.	.	.	.	.	.	.	
98 Angelo Blackson.....	5	4	7	11	1.5-3	.	.	1	1	1-0	1	2	.	.	.	.	
92 Kenneth Carter.....	5	4	7	11	1.0-1	.	.	.	2	.	.	.	.	.	.	.	
26 Justin Garrett.....	5	4	6	10	0.5-0	.	.	.	.	.	1	.	.	.	.	.	
19 Ryan White.....	5	7	2	9	.	.	.	.	.	.	.	.	.	.	.	.	
94 Nosa Eguae.....	5	6	2	8	.	.	.	.	1	.	.	.	.	.	.	.	
54 Jeffrey Whitaker.....	5	3	5	8	0.5-1	.	.	.	2	1-0	.	.	.	.	.	.	
15 Joshua Holsey.....	5	4	2	6	.	.	.	2	.	.	.	.	.	.	.	.	
35 Jonathan Evans.....	5	4	1	5	.	.	.	.	2	.	.	.	.	.	.	.	
31 Trent Fisher.....	5	2	2	4	.	.	.	.	.	.	.	.	.	.	.	.	
13 Craig Sanders.....	5	3	1	4	.	.	.	.	.	.	.	.	.	.	.	.	
10 LaDarius Owens.....	5	1	2	3	.	.	.	.	.	.	.	.	.	.	.	.	
27 Robensen Therezie.....	4	2	.	2	1.0-2	.	.	.	.	.	.	.	.	.	.	.	
5 Ricardo Louis.....	4	2	.	2	.	.	.	.	.	.	.	.	.	.	.	.	
21 Jonathan Jones.....	5	2	.	2	.	.	.	.	.	.	.	.	.	.	.	.	
14 Erique Florence.....	4	1	1	2	.	.	.	.	.	.	.	.	.	.	.	.	
21 Tre Mason.....	5	2	.	2	.	.	.	.	.	.	.	.	.	.	.	.	
56 Ashton Richardson.....	5	.	1	1	.	.	.	.	.	.	.	.	.	.	.	.	
23 Oterio McCalebb.....	5	1	.	1	.	.	.	.	.	.	.	.	.	.	.	.	
90 Gabe Wright.....	5	.	1	1	0.5-2	.	.	1	3	.	.	.	.	.	.	.	
30 Cassanova McKinzy.....	3	.	1	1	0.5-1	.	.	.	.	.	.	.	.	.	.	.	
<b>Total.....</b>	<b>5</b>	<b>195</b>	<b>206</b>	<b>401</b>	<b>26-95</b>	<b>10-59</b>	<b>1-12</b>	<b>20</b>	<b>32</b>	<b>5-0</b>	<b>4</b>	<b>3</b>	.	.	.	.	
<b>Opponents.....</b>	<b>5</b>	<b>180</b>	<b>136</b>	<b>316</b>	<b>46.0-208</b>	<b>17-127</b>	<b>10-79</b>	<b>10</b>	<b>19</b>	<b>7-4</b>	<b>7</b>	.	.	.	.	<b>1</b>	

### SPECIAL TEAMS TACKLES

SPECIAL TEAMS	Tackles		
	Solo	Ast	Total
5 Ricardo Louis.....	2	0	2
22 T'Sharvan Bell.....	1	0	1
31 Trent Fisher.....	1	0	1
21 Jonathan Jones.....	1	0	1
12 Demetruce McNeal.....	1	0	1
15 Joshua Holsey.....	1	0	1
13 Craig Sanders.....	1	0	1



2012 SCORING DRIVES

Plays	Yards	TOP	Qtr	Scoring Play
<b>CLEMSON</b>				
4	75	1:44	1	E. Blake 54-yard pass from K. Frazier
12	55	6:02	2	C. Parkey 37-yard field goal
7	32	3:04	3	C. Parkey 46-yard field goal
10	65	3:44	3	C. Parkey 27-yard field goal
6	16	2:03	4	C. Parkey 36-yard field goal
<b>MISSISSIPPI STATE</b>				
12	33	6:07	2	C. Parkey 23-yard field goal
--	100	--	3	O. McCaleb 100-yard kickoff return
<b>LOUISIANA-MONROE</b>				
5	76	2:16	1	O. McCaleb 27-yard run
4	75	1:34	2	K. Frazier 33-yard pass from Q. Bray
3	38	0:22	2	S. Coates 33-yard pass from K. Frazier
11	65	4:20	3	T. Mason 1-yard run
3	7	---	OT	C. Parkey 35-yard field goal
<b>LSU</b>				
3	26	1:02	1	O. McCaleb 4-yard run
9	42	5:05	2	C. Parkey 40-yard field goal
<b>ARKANSAS</b>				
5	68	2:13	3	E. Blake 21-yard pass from C. Moseley

Average Scoring Drive: Plays: 6.9 Yards: 51.2 Time: 3:03

MISCELLANEOUS STATISTICS

Average Time of Possession (by Quarter)

	1	2	3	4	Total
AUBURN.....	5:36	8:01	7:25	7:04	28:08
Opponents.....	9:23	6:58	7:34	7:55	31:51

Third Down Conversions (by Quarter)

	1	2	3	4/OT	Total
AUBURN .....	4-12	5-16	5-16	4-18	18-62
Pct.....	33.3%	31.2%	31.2%	22.2%	29.0%
Opponents .....	11-22	5-18	4-18	7-20	27-78
Pct.....	50.0%	27.8%	22.2%	35.0%	34.6%

Third Down Conversions (by Yardage)

	Yards to go	1-3	4-6	7-10	11+	Total
AUBURN .....	9 of 14	4 of 10	4 of 17	1 of 21	18 of 62	64.3%
Pct.....	64.3%	40.0%	23.5%	4.8%	29.0%	
Opponents .....	11 of 26	7 of 20	9 of 22	0 of 10	27 of 78	42.3%
Pct.....	42.3%	35.0%	40.9%	0.0%	34.6%	

Red Zone

AU Scores/Times in Red Zone: 7/10 (.700)  
 AU TDs/Times in Red Zone: 2/10 (.200)  
 Scores (7): 2 TD, 5 FG  
 Non-Scores (2): 0 Half, 0 FGA, 2 INT, 1 Fumble, 0 Downs, 0 Half  
 Opp. Scores/Times in Red Zone: 15/21 (.714)  
 Opp. TDs/Times in Red Zone: 10/21 (.476)  
 Scores (15): 10 TD, 5 FG  
 Non-Scores (6): 0 INT, 5 FGA, 1 Fumble, 0 Downs, 0 Half

Turnovers

Takeaways — 6, Giveaways — 17  
 Difference — -11  
 Points Off TOs — AU 13, Opp. 30  
 Points Off TOs/Game — AU 2.6, Opp. 6.0

Kickoffs

Kickoffs — 19  
 Parkey — 19 KO, 13 TB, 0 OB  
 Touchbacks — 13  
 Out of Bounds — 0  
 Opp. Returns — 6 for 81 yards (13.5)  
 On-side kicks — 0-for-0

SEC Champions:  
1957, 1983, 1987, 1988, 1989, 2004, 2010  
SEC West Champions:  
1997, 2000, 2001, 2002, 2004, 2005, 2010

## 2012 AUBURN FOOTBALL GAME NOTES



### 2012 GAME-BY-GAME TEAM STATISTICS

Game	Score	Tot	First Downs Ru-Pa-Pe	Rushing No-Yds-TD	Passing C-A-I	Yds	TD	Total Off. Pl-Yds	Punts No-Avg	Fum. F/L	Penalties No-Yds	3rd Dns	Time of Poss
Clemson vs. Auburn	26 19	28 17	17-10-1 9-8-0	52-320-1 37-180-0	24-35-1 11-27-1	208 194	1 1	87-528 64-374	3-38.3 3-39.3	1/0 3/1	6-30 6-38	8-17 4-13	31:45 28:15
Auburn at Mississippi State	10 28	15 23	5-8-2 10-11-2	39-91-0 36-166-1	13-22-3 20-29-0	125 222	0 3	61-216 65-388	6-40.8 5-40.0	2/2 1/1	7-57 5-61	2-12 1-10	29:19 30:41
Louisiana-Monroe at Auburn	28 31	27 19	6-16-5 12-6-1	41-165-1 42-255-2	29-48-0 11-19-1	245 163	3 2	89-410 61-418	5-43.2 6-40.2	0/0 1/1	2-20 7-65	9-21 6-13	34:45 40:15
LSU at Auburn	12 10	15 9	8-6-1 5-4-0	44-182-1 30-86-1	15-27-0 13-22-2	169 97	0 0	71-351 52-183	8-42.2 7-41.0	2/2 2/1	9-80 5-37	6-18 2-12	33:11 26:49
Arkansas at Auburn	24 7	19 22	7-11-1 6-15-1	32-130-2 32-40-0	21-28-0 22-35-3	242 281	1 1	60-372 67-321	4-51.5 6-30.8	3/2 2/2	4-36 5-30	3-12 4-12	28:55 31:05
Auburn at Ole Miss													
Auburn at Vanderbilt													
Texas A&M at Auburn													
New Mexico State at Auburn													
Georgia at Auburn													
Alabama A&M at Auburn													
Auburn at Alabama													

### STARTING LINEUPS

OFFENSE	QB	RB	FB/RB/WR	WR	WR/TE	TE	LT	LG	C	RG	RT
vs. Clemson	Frazier	McCalebb	Prosch	Blake	Fulse (TE)	Lutzenkirchen	Robinson	Sullen	Fariyike	Slade	A. Young
at Mississippi State	Frazier	McCalebb	Stallworth (WR)	Blake	Fulse (TE)	Lutzenkirchen	Robinson	Sullen	Dismukes	Slade	A. Young
LOUISIANA-MONROE	Frazier	McCalebb	Stallworth (WR)	Blake	Bray	Lutzenkirchen	Robinson	Sullen	Dismukes	Slade	A. Young
LSU	Frazier	McCalebb	Stallworth (WR)	Blake	Fulse (TE)	Lutzenkirchen	Robinson	Sullen	Dismukes	Slade	Miller
ARKANSAS	Frazier	McCalebb	Mason (RB)	Blake	Stallworth	Lutzenkirchen	Robinson	Sullen	Dismukes	Slade	Miller
at Ole Miss											
at Vanderbilt											
TEXAS A&M											
NEW MEXICO STATE											
GEORGIA											
ALABAMA A&M											
at Alabama											
DEFENSE	DE	DT	DT	DE	LB	LB	LB/CB	CB	CB	SS	FS
vs. Clemson	Lemonier	Whitaker	Blackson	Ford	Bates	Holland	Evans (LB)	Davis	White	Whitehead	Smith
at Mississippi State	Lemonier	Whitaker	Blackson	Ford	Bates	Holland	Mincy	Davis	Bell	Whitehead	McNeal
LOUISIANA-MONROE	Lemonier	Whitaker	Blackson	Ford	Bates	Holland	Mincy	Davis	Bell	Whitehead	Fisher
LSU	Lemonier	Whitaker	Blackson	Ford	Bates	Holland	Evans (LB)	Davis	Mincy	Whitehead	McNeal
ARKANSAS	Lemonier	Whitaker	Blackson	Ford	Bates	Holland	Evans (LB)	Davis	Mincy	Whitehead	McNeal
at Ole Miss											
at Vanderbilt											
TEXAS A&M											
NEW MEXICO STATE											
GEORGIA											
ALABAMA A&M											
at Alabama											



2012 GAME-BY-GAME INDIVIDUAL STATISTICS

Passing			Field Goals		Punting	
C-A-Yds-Int, TD	#15 Moseley	#10 Frazier	Made, (Missed)	#36 Parkey	No.-Avg. In 20	#30 Clark
vs. Clemson	---	11-27-1, 1	vs. Clemson	37, 46, 27, 36	vs. Clemson	3-39.3, 2
at Mississippi State	---	13-23-3, 0	at Mississippi State	23	at Mississippi State	6-40.8, 0
LOUISIANA-MONROE	---	10-18-1, 1	LOUISIANA-MONROE	35	LOUISIANA-MONROE	6-40.2, 1
LSU	---	13-22-2, 0	LSU	40	LSU	7-41.0, 2
ARKANSAS	13-21-2, 1	9-14-1, 0	ARKANSAS	(49)	ARKANSAS	6-37.7, 3
at Ole Miss			at Ole Miss		at Ole Miss	
at Vanderbilt			at Vanderbilt		at Vanderbilt	
TEXAS A&M			TEXAS A&M		TEXAS A&M	
NEW MEXICO STATE			NEW MEXICO STATE		NEW MEXICO STATE	
GEORGIA			GEORGIA		GEORGIA	
ALABAMA A&M			ALABAMA A&M		ALABAMA A&M	
at Alabama			at Alabama		at Alabama	

Rushing

No.-Yds, TD	#4 Bray	#10 Frazier	#12 Wallace	#21 Mason	#22 Blakely	#23 McCalebb	#35 Prosch
vs. Clemson	1--1, 0	9--9, 0	---	14-106, 0	1-2, 0	12-82, 0	---
at Mississippi State	---	11-22, 0	---	8-25, 0	11-42, 0	8-4, 0	---
LOUISIANA-MONROE	---	5-8, 0	---	22-90, 1	3-32, 0	11-128, 1	---
LSU	---	6--5, 0	3-15, 0	9-54, 0	---	11-24, 1	---
ARKANSAS	---	5--25, 0	2-11, 0	6-32, 0	7-38, 0	7-24, 0	1-3, 0
at Ole Miss							
at Vanderbilt							
TEXAS A&M							
NEW MEXICO STATE							
GEORGIA							
ALABAMA A&M							
at Alabama							

Receiving

No.-Yds, TD	#1 Reed	#4 Bray	#18 Coates	#23 McCalebb	#43 Lutzenkirchen	#80 Blake	#85 Stallworth
vs. Clemson	---	1-8, 0	---	2-6, 0	4-71, 0	4-109, 1	---
at Mississippi State	1-17, 0	6-50, 0	---	1-7, 0	2-12, 0	2-31, 0	1-8, 0
LOUISIANA-MONROE	---	2-14, 0	2-34, 1	2-6, 0	1-16, 0	2-26, 0	---
LSU	---	2-10, 0	---	2-2, 0	5-29, 0	4-56, 0	---
ARKANSAS	2-37, 0	---	1-16, 0	2-16, 0	1-2, 0	10-118, 1	2-40, 0
at Ole Miss							
at Vanderbilt							
TEXAS A&M							
NEW MEXICO STATE							
GEORGIA							
ALABAMA A&M							
at Alabama							

Receiving

No.-Yds, TD	#3 Benton	#5 Louis	#10 Frazier	#21 Mason	#89 Denson
vs. Clemson	---	---	---	---	---
at Mississippi State	---	---	---	---	---
LOUISIANA-MONROE	---	---	1-33, 1	1-34, 0	---
LSU	---	---	---	---	---
ARKANSAS	1-14, 0	1-4, 0	---	1-22, 0	1-12, 0
at Ole Miss					
at Vanderbilt					
TEXAS A&M					
NEW MEXICO STATE					
GEORGIA					
ALABAMA A&M					
at Alabama					





2012 GAME-BY-GAME INDIVIDUAL STATISTICS

Defensive Linemen

Solo + Ast = Total	#98 Blackson	#92 Carter	#94 Eguae	#95 Ford	#55 Lemonier	#10 Owens	#13 Sanders	#54 Whitaker
vs. Clemson	1+1=2	0+3=3	1+0=1	3+2=5	5+3=8	0+1=1	---	---
at Mississippi State	1+3=4	3+2=5	1+1=2	1+1=2	1+2=3	1+0=1	---	0+1=1
LOUISIANA-MONROE	1+0=1	0+1=1	2+1=3	3+1=4	1+4=5	0+1=1	1+0=1	1+1=2
LSU	0+2=2	---	---	2+4=6	3+0=3	---	1+0=1	2+2=4
ARKANSAS	1+1=2	1+1=2	2+0=2	1+0=1	2+0=2	---	1+1=2	0+1=1
at Ole Miss								
at Vanderbilt								
TEXAS A&M								
NEW MEXICO STATE								
GEORGIA								
ALABAMA A&M								
at Alabama								

Linebackers

Solo + Ast = Total	#25 Bates	#35 Evans	#26 Garrett	#5 Holland	#56 Richardson
vs. Clemson	4+10=14	1+0=1	0+2=2	3+8=11	0+1=1
at Mississippi State	2+8=10	1+0=1	0+1=1	0+6=6	---
LOUISIANA-MONROE	5+9=14	---	---	5+5=10	---
LSU	4+5=9	2+1=3	1+1=2	2+8=10	---
ARKANSAS	3+4=7	---	3+1=4	4+2=6	---
at Ole Miss					
at Vanderbilt					
TEXAS A&M					
NEW MEXICO STATE					
GEORGIA					
ALABAMA A&M					
at Alabama					

Defensive Backs

Solo + Ast = Total	#22 Bell	#11 Davis	#31 Fisher	#6 Mincy	#12 McNeal	#24 Smith	#19 White	#9 Whitehead
vs. Clemson	5+2=7	1+3=4	0+1=1	3+1=4	---	6+6=12	6+1=7	4+7=11
at Mississippi State	3+4=7	2+2=4	---	2+1=3	6+12=18	---	---	2+10=12
LOUISIANA-MONROE	1+1=2	4+2=6	1+1=2	5+2=7	9+2=11	---	---	6+2=8
LSU	---	3+3=6	1+0=1	4+1=5	4+7=11	2+0=2	---	3+1=4
ARKANSAS	1+0=1	2+3=5	---	3+5=8	5+2=7	---	1+1=2	3+4=7
at Ole Miss								
at Vanderbilt								
TEXAS A&M								
NEW MEXICO STATE								
GEORGIA								
ALABAMA A&M								
at Alabama								

Others

Solo + Ast = Total	#27 Therezie	#90 Wright	#15 Holsey	#14 Florence	#5 Louis	#21 Jones	#30 McKinzy
vs. Clemson	---	---	---	---	---	1+0=1	---
at Mississippi State	---	---	---	---	---	---	---
LOUISIANA-MONROE	---	---	1+0=1	---	2+0=2	1+0=1	---
LSU	1+0=1	0+1=1	1+1=2	1+1=2	---	---	---
ARKANSAS	1+0=1	---	2+1=3	---	---	---	0+1=1
at Ole Miss							
at Vanderbilt							
TEXAS A&M							
NEW MEXICO STATE							
GEORGIA							
ALABAMA A&M							
at Alabama							



2012 SUPERLATIVES

Auburn Team Superlatives

Table listing Auburn team superlatives such as Points Scored, First Downs, Rushing Plays, Net Rushing Yards, Passes Attempted, etc., with values and opponents.

Auburn Individual Superlatives

Table listing Auburn individual superlatives such as Rushes, Yards Rushing, TD Rushes, Long Rush, Pass attempts, etc., with player names and opponents.

Auburn Individual Long Plays

Table listing Auburn individual long plays such as Rushing, Passing, Receiving, Field Goal, Punt, etc., with player names and opponents.

Opponent Team Superlatives

Table listing opponent team superlatives such as Points Scored, First Downs, Rushing Plays, Net Rushing Yards, Passes Attempted, etc., with values and opponents.

Opponent Individual Superlatives

Table listing opponent individual superlatives such as Rushes, Yards Rushing, TD Rushes, Long Rush, Pass attempts, etc., with player names and opponents.

Opponent Individual Long Plays

Table listing opponent individual long plays such as Rushing, Passing, Receiving, Field Goal, Punt, etc., with player names and opponents.



2012 OFFENSIVE PLAYS OF 20+ YARDS

Yards	Type	Player(s)	Opponent	Qtr.
54 (TD)	Pass	Emory Blake from Kiehl Frazier	Clemson	1
43	Rush	Onterio McCalebb	Louisiana-Monroe	3
38	Pass	Philip Lutzenkirchen from Kiehl Frazier	Clemson	2
34	Pass	Tre Mason from Kiehl Frazier	Louisiana-Monroe	1
33 (TD)	Pass	Kiehl Frazier from Quan Bray	Louisiana-Monroe	2
33 (TD)	Pass	Sammie Coates from Kiehl Frazier	Louisiana-Monroe	2
31	Pass	Trovon Reed from Clint Moseley	Arkansas	4
30	Rush	Tre Mason	Clemson	2
29	Rush	Onterio McCalebb	Louisiana-Monroe	3
27 (TD)	Rush	Onterio McCalebb	Louisiana-Monroe	1
26	Rush	Tre Mason	LSU	1
24	Pass	Emory Blake from Kiehl Frazier	Clemson	3
23	Pass	Philip Lutzenkirchen from Kiehl Frazier	LSU	2
22	Pass	T. Stallworth from Kiehl Frazier	Arkansas	2
22	Pass	Tre Mason from Clint Moseley	Arkansas	3
22	Pass	Emory Blake from Kiehl Frazier	LSU	2
21 (TD)	Pass	Emory Blake from Clint Moseley	Arkansas	3
21	Pass	Emory Blake from Kiehl Frazier	Mississippi State	4
20	Rush	Mike Blakely	Arkansas	3
20	Rush	Onterio McCalebb	LSU	3
20	Pass	Philip Lutzenkirchen from Kiehl Frazier	Clemson	3
20	Rush	Onterio McCalebb	Clemson	3

PLAY BREAKDOWN

BY PLAY

Pass.....	14
Run .....	8

BY GAME

Clemson .....	6
at Mississippi State .....	1
Louisiana-Monroe .....	6
LSU .....	4
Arkansas.....	5
at Ole Miss	
at Vanderbilt	
Texas A&M	
New Mexico State	
Georgia	
Alabama A&M	
Alabama	

BY QUARTER

1st.....	4
2nd .....	7
3rd .....	9
4th .....	2

RUSHING

Onterio McCalebb .....	5
Tre Mason .....	2
Mike Blakely.....	1

PASSING

Kiehl Frazier .....	10
Clint Moseley.....	3
Quan Bray .....	1

RECEIVING

Emory Blake .....	5
Philip Lutzenkirchen .....	3
Tre Mason .....	2
Trovon Reed.....	1
Travante Stallworth .....	1
Kiehl Frazier .....	1
Sammie Coates .....	1



LAST TIME...

**An Auburn Team**

Had 35 First Downs... vs. Western Carolina, 2002 (37)  
 Had 30 First Downs... vs. Furman, 2009 (30)  
 Had 400 yards rushing... vs. LSU, 2010 (440)  
 Had 300 yards rushing... vs. Georgia, 2010 (315)  
 Had 300 yards rushing in consecutive games... vs. Chattanooga (303); vs. Georgia (315), 2010  
 Had 300 yards rushing in six consecutive games... at Kentucky (311); vs. Arkansas (330); vs. LSU, (440); at Ole Miss (343); vs. Chattanooga (303); vs. Georgia (315), 2010  
 Had 300 yards rushing in six consecutive SEC games... vs. South Carolina (334); at Kentucky (311); vs. Arkansas (330); vs. LSU, (440); at Ole Miss (343); vs. Georgia (315), 2010  
 Had 50 or more rushing attempts... vs. Ole Miss, 2011 (50)  
 Had six or more rushing TDs... vs. Arkansas, 2010 (6)  
 Had five or more rushing TDs... vs. Georgia, 2010 (5)  
 Had four or more rushing TDs... vs. Virginia [Chick-fil-A], 2011 (4)  
 Had 350 or more yards passing... vs. South Carolina [SECCG], 2010 (351)  
 Had 300 or more yards passing... vs. South Carolina [SECCG], 2010 (351)  
 Had 50 or more pass attempts... vs. Mississippi State, 1997 (54)  
 Had 30 or more pass completions... vs. Arkansas, 1995 (34)  
 Had five TDs passing... vs. Ball State, 2009 (5)  
 Had four TDs passing... vs. Ole Miss, 2011 (4)  
 Had three TDs passing... vs. Ole Miss, 2011 (4)  
 Had 500 or more yards total offense... vs. Oregon [BCSNCG], 2010 (519)  
 Had 500 or more yards total offense in consecutive games... vs. South Carolina [SECCG] (589), vs. Oregon [BCSNCG], 2010 (519)  
 Had 80 or more total plays... at South Carolina, 2011 (92)  
 Had 90 or more total plays... at South Carolina, 2011 (92)  
 Scored 70 or more points... vs. Louisiana-Monroe, 2003 (73)  
 Scored 60 or more points... vs. Arkansas, 2010 (65)  
 Scored 50 or more points... vs. South Carolina [SECCG], 2010 (56)  
 Scored 40 or more points... vs. Virginia [Chick-fil-A], 2011 (43)  
 Scored 40 or more points in three consecutive games... at Ole Miss (51), vs. Chattanooga (62), vs. Georgia (49), 2010  
 Had five or more fumbles... vs. Southern Miss (5), 2008  
 Did not commit a turnover... vs. Virginia [Chick-fil-A], 2011  
 Had 200-yard rusher and 100-yard receiver in a game... vs. Syracuse, 2002 (Carnell Williams [202 rush] and Marcel Willis [113 receiving])  
 Had 150-yard rusher and 150-yard receiver in a game... at Arkansas, 2001 (Carnell Williams [177 rush] and Tim Carter [156 receiving])  
**Had 100-yard receiver and 100-yard rusher in a game... vs. Clemson, 2012 (Tre Mason [106 rush], Emory Blake [109 rec])**  
 Had two 100-yard rushers in a game... vs. LSU, 2010 (Cam Newton [217] and Mike Dyer [100])  
 Had two 150-yard rushers in a game... vs. Mississippi State, 2003 (Brandon Jacobs [182] and Carnell Williams [164])  
 Had three 100-yard rushers in a game ... vs. Maryland, 1983 (Tommie Agee [219], Lionel James [115] and Bo Jackson [105])  
 Had two 100-yard receivers in a game... vs. Tennessee-Chattanooga, 2010 (Terrell Zachery [148] and Darvin Adams [106])  
 Had a 60-yard run and a 60-yard pass in a game ... vs. Alabama, 2009 (Terrell Zachery 67 rush, Chris Todd to Darvin Adams 72 pass)  
 Had three players with 2 rushing TDs... vs. Louisiana-Monroe, 2003 (Carnell Williams [2], Brandon Jacobs [2], Tre Smith [2])  
 Had three players with 2 TDs... vs. Georgia, 2010 (Onterio McCalebb [3 rush], Cam Newton [2 rush], Philip Lutzenkirchen [2 rec.])  
 Had two players with seven or more catches in a game ... Courtney Taylor vs. Alabama, 2003 (7), Silas Daniels vs. Alabama, 2003 (7)  
 Scored a touchdown on offense, defense and special teams... vs. Louisiana-Monroe, 2008 (2 offense [1 pass, 1 rush], 1 defense [fumble return], 1 special team [punt return])  
 Scored on the first offensive play ... vs. Alabama, 2003 (Carnell Williams, 80 yard run)  
 Returned a punt for a TD... vs. Louisiana-Monroe, 2008 (Robert Dunn) [66 yards]

**Returned a kickoff for a TD... at Mississippi State, 2012 (Onterio McCalebb) [100 yards]**

Returned opening kickoff for a TD... vs. Tennessee-Martin, 2008 (Tristan Davis) [95 yards]  
 Returned three Interceptions for TDs... vs. LSU, 1994 (Ken Alvis, Fred Smith, Brian Robinson)  
 Returned two Interceptions for TDs... vs. LSU, 1994 (Ken Alvis, Fred Smith, Brian Robinson)  
 Returned an Interception for a TD... vs. Florida Atlantic, 2011 (Jermaine Whitehead) [25]  
 Returned two fumbles for TDs... vs. Vanderbilt, 2002 (Spencer Johnson, Karlos Dansby)  
 Returned a fumble for a TD... vs. Alabama, 2011 (Kenneth Carter) [0]  
 Blocked a punt ... vs. Virginia [Chick-fil-A] 2011 (Garrett Harper, Angelo Blackson)  
 Blocked two punts... vs. Virginia [Chick-fil-A] 2011 (Garrett Harper, Angelo Blackson)  
 Blocked three punts ... vs. Louisiana-Monroe, 2003 (3 - Justin Fetsko [2], Donnay Young)  
 Returned a blocked punt for a TD... vs. Florida, 2006 (Tre Smith)  
**Blocked a field goal ... vs. Louisiana-Monroe, 2012 (Angelo Blackson, Corey Lemonier)**  
 Returned a blocked field goal for a TD... vs. Kentucky, 2009 (Neiko Thorpe) [69]  
**Blocked two field goals in a game ... vs. ULM, 2012 (Angelo Blackson, Corey Lemonier)**  
 Blocked a PAT attempt ... at South Carolina, 2010 (Corey Lemonier)  
 Blocked two PAT attempt ... vs. LSU, 1998 (Charles Dorsey, 2)  
 Missed a kicking PAT... vs. Tennessee-Chattanooga, 2010 (Wes Byrum)  
 Had a punt blocked... at Mississippi State, 2009 (Clinton Durst)  
 Had a field goal blocked... at Mississippi State, 2010 (Wes Byrum)  
 Had a successful on-side kick... vs. Virginia [Chick-fil-A], 2011 (Cody Parkey)  
 Was held scoreless... at Alabama, 2008 (0-36)  
 Was held scoreless at Jordan-Hare Stadium... vs. Southern California, 2003 (0-23)  
 Held an opponent scoreless... vs. Louisiana-Monroe, 2008 (34-0)  
 Held an opponent scoreless at Jordan-Hare Stadium... vs. Louisiana-Monroe, 2008 (34-0)  
 Held an opponent to five or less first downs... vs. Ball State, 2001 (5)  
 Held an opponent to 10 or less first downs... vs. Tennessee, 2008 (9)  
 Intercepted five or more passes... vs. Northwestern [Outback], 2009 (5)  
 Intercepted four or more passes... vs. Northwestern [Outback], 2009 (5)  
 Held an opponent to 300 or less yards total offense... vs. Florida, 2011 (194)  
 Held an opponent to 200 or less yards total offense... vs. Florida, 2011 (194)  
 Held an opponent to 150 or less yards total offense... at Mississippi State, 2008 (116)  
 Held an opponent to 100 or less yards total offense... vs. Ball State, 2001 (92)  
 Held an opponent to 100 or less yards rushing... vs. Florida, 2011 (66)  
 Held an opponent to 50 or less yards rushing... vs. Louisiana-Monroe, 2010 (38)  
 Held an opponent to negative yards rushing... vs. Florida, 2001 (-36)  
 Held an opponent to 100 or less yards passing... vs. Kentucky, 2009 (75)  
 Held an opponent without a touchdown... vs. Florida, 2011  
 Scored a safety... vs. Virginia [Chick-fil-A], 2011 (Team)  
 Scored on a fake field goal... vs. Vanderbilt, 2000 (Duval pass to Diamond)  
 Scored an offensive two-point conversion ... at Alabama, 2006 (Lee Guess pass from Carl Stewart)  
 Scored two or more offensive two-point conversions... vs. Florida, 2002 [2]  
 Scored a defensive two-point conversion... vs. Ole Miss, 2009 (Demond Washington)  
 Had 10 or more penalties... at Arkansas, 2011 (11)  
 Had 100 or more penalty yards... at Arkansas, 2011 (105)  
 Had 35 minutes time of possession... at South Carolina, 2011 (35:47)  
 Was involved in a game that ended in a tie... vs. Georgia, 1994 (23-23)  
**Was involved in an overtime game... vs. Louisiana-Monroe, 2012 (31-28 win)**  
 Won a game without scoring an offensive touchdown ... at Mississippi State, 2008 (3-2)

**An Auburn Player**

Rushed 40 times in a game... Michael Dyer at South Carolina, 2011 (41)  
 Rushed 35 times in a game... Michael Dyer at South Carolina, 2011 (41)  
 Rushed 30 times in a game... Michael Dyer vs. Samford, 2011 (30)  
 Rushed for 200 yards in a game... Cam Newton vs. LSU, 2010 (217)  
 Rushed for 150 yards in a game... Michael Dyer vs. Samford, 2011 (157)  
**Rushed for 100 yards in a game... Onterio McCalebb vs. ULM 2012 (128)**  
 Quarterback rushed for 100 yards in a game... Cam Newton vs. Georgia, 2010 (151)  
 Rushed for 100 yards in five consecutive games... Kenny Irons vs. Alabama (103), at Georgia (179), at



**SEC Champions:**

1957, 1983, 1987, 1988, 1989, 2004, 2010

**SEC West Champions:**

1997, 2000, 2001, 2002, 2004, 2005, 2010

**2012 AUBURN FOOTBALL GAME NOTES****LAST TIME...**

Kentucky (103), vs. Ole Miss (101), at LSU (218), 2005  
 Rushed for 100 yards in four consecutive games... Kenny Irons vs. Alabama (103), at Georgia (179), at Kentucky (103), vs. Ole Miss (101), 2005  
 Rushed for 100 yards in three consecutive games... Cam Newton at Kentucky (198), vs. Arkansas (188), vs. LSU (217), 2010  
 Rushed for 100 yards in consecutive games... Mike Dyer at South Carolina (141), at Arkansas (112), 2011  
 Rushed for 150 yards in three consecutive games... Cam Newton at Kentucky (198), vs. Arkansas (188), vs. LSU (217), 2010  
 Rushed for 150 yards in consecutive games... Michael Dyer vs. Mississippi State (150), at Clemson (151), 2011  
 Rushed for 4 or more TDs in a game... Cam Newton at Kentucky, 2010 (4)  
 Rushed for 3 or more TDs in a game... Onterio McCalebb vs. Georgia, 2010 (3)  
 QB Rushed for 2 or more TDs in a game... Kiehl Frazier vs. Virginia [Chick-fil-A], 2011 (2)  
 Rushed for 2 or more TDs in four consecutive games... Carnell Williams vs. Western Carolina (2), vs. Vanderbilt (2), at Mississippi State (2), vs. Syracuse (2), 2002  
 Rushed for 2 or more TDs in three consecutive games... Michael Dyer vs. Utah State (2), vs. Mississippi State (2), at Clemson (2), 2011  
 Rushed for a TD in five consecutive games... Onterio McCalebb vs. Arkansas (1); vs. LSU (1); at Ole Miss (1); vs. Chattanooga (1); vs. Georgia (3), 2010  
 Passed for 400 yards in a game... Ben Leard at Georgia, 1999 (416)  
 Passed for 300 yards in a game... Cam Newton vs. South Carolina [SECCG], 2010 (335)  
 Attempted 50 passes in a game... Dameyune Craig vs. Mississippi State, 1997 (54)  
 Attempted 40 passes in a game... Kodi Burns at Ole Miss, 2008 (43)  
 Threw five TDs in a game... Chris Todd vs. Ball State, 2009 (5)  
 Threw four TDs in a game... Clint Moseley vs. Ole Miss, 2011 (4)  
 Threw three TDs in a game... Clint Moseley vs. Ole Miss, 2011 (4)  
 Threw four TDs or more in consecutive games... Chris Todd vs. West Virginia (4), vs. Ball State (5), 2009  
 Threw two TDs or more in five consecutive games... Cam Newton at Ole Miss (2), vs. Chattanooga (4), vs. Georgia (2), at Alabama (3), vs. South Carolina (4), 2010  
 Had 400 yards total offense in a game... Cam Newton South Carolina [SECCG], 2010 (408)  
 Had 300 yards total offense in a game... Cam Newton vs. Oregon [BCSNCG], 2010 (329)  
 Accounted for four or more TDs in a game... Clint Moseley vs. Ole Miss, 2011 (4)  
 Accounted for three or more TDs in a game... Clint Moseley vs. Ole Miss, 2011 (4)  
 Accounted for three or more TDs in four consecutive game... Cam Newton vs. Chattanooga (5), vs. Georgia (4), at Alabama (4), vs. South Carolina (6), 2010  
 Caught 15 passes in a game... Willie Goshu vs. Arkansas, 1995 (17)  
 Caught 10 or more passes in a game... Darvin Adams vs. Northwestern [Outback], 2009 (12)  
**Caught seven or more passes in a game... Emory Blake vs. Arkansas, 2012 (10)**  
 Had 200 or more yards receiving in a game... Darvin Adams vs. South Carolina [SECCG], 2010 (217)  
 Had 150 or more yards receiving in a game... Darvin Adams vs. South Carolina [SECCG], 2010 (217)  
**Had 100 or more yards receiving in a game... Emory Blake vs. Arkansas, 2012 (118)**  
**Had 100 yards receiving in consecutive games... Emory Blake vs. Virginia [Chick-fil-A], 2011 (108), vs. Clemson, 2012 (109)**  
 Caught four or more TD passes in a game... Alexander Wright vs. Pacific, 1989 (4)  
 Caught three or more TD passes in a game... Darvin Adams vs. Furman, 2009 (3)  
 Caught two or more TD passes in a game... Philip Lutzenkirchen vs. Ole Miss, 2011 (2)  
 Caught a TD pass in consecutive games... Philip Lutzenkirchen at Georgia, vs. Samford, 2011  
 Caught a TD pass in three consecutive games... Philip Lutzenkirchen vs. Ole Miss, at Georgia, vs. Samford, 2011  
 Caught a TD pass in four consecutive games ... Emory Blake vs. Florida Atlantic, vs. Utah State, vs. Mississippi State, at Clemson, 2011  
 Caught a TD pass in five consecutive games ... Emory Blake vs. Oregon [BCSNCG], vs. Utah State, vs. Mississippi State, at Clemson, vs. Florida Atlantic, 2010/11  
 Caught a TD pass in six consecutive games ... Emory Blake vs. South Carolina [SECCG], vs. Oregon [BCSNCG], vs. Utah State, vs. Mississippi State, at Clemson, vs. Florida Atlantic, 2010/11  
 Caught a TD pass in seven consecutive games ... Emory Blake at Alabama; vs. South Carolina [SECCG], vs. Oregon [BCSNCG], vs. Utah State, vs. Mississippi State, at Clemson, vs. Florida Atlantic, 2010/11  
**Quarterback caught a TD pass ... Kiehl Frazier from Quan Bray vs. Louisiana-Monroe, 2012**  
 Running back caught two or more TD passes in a game... Mario Fannin vs. Arkansas St., 2010 (2)  
 Running back caught a TD pass in consecutive games ... Mario Fannin vs. West Virginia, Ball State, 2009

Tight end caught two or more TD passes in a game... Philip Lutzenkirchen vs. Ole Miss, 2011 (2)  
 Tight end caught a TD pass in consecutive games ... Philip Lutzenkirchen at Georgia, vs. Samford, 2011  
 Tight end caught a TD pass in three consecutive games ... Philip Lutzenkirchen vs. Ole Miss, at Georgia, vs. Samford, 2011  
 Scored 15 or more points kicking... Wes Byrum at Ole Miss, 2010 (15)  
**Scored 10 or more points kicking... Cody Parkey vs. Clemson, 2012 (13)**  
 Kicked five or more field goals in a game... Jaret Holmes vs. UAB, 1996 (5)  
**Kicked four or more field goals in a game... Cody Parkey vs. Clemson, 2012 (4)**  
 Had 150 kickoff return yards in a game... Tre Mason vs. Utah State, 2011 (176)  
 Had 100 punt return yards in a game... Robert Dunn vs. Southern Miss, 2008 (103)  
 Scored four or more TDs... Cam Newton at Kentucky, 2010 (4 rush)  
 Scored three or more TDs... Cam Newton vs. Arkansas, 2010 (3 rush)  
 Scored a rushing and receiving TD in a game... Onterio McCalebb vs. Virginia [Chick-fil-A], 2012  
 Had an 80-yard run... Carnell Williams vs. Alabama, 2003 (80)  
 Had a 70-yard run... Onterio McCalebb vs. LSU, 2010 (70)  
 Had a 60-yard run... Onterio McCalebb vs. Virginia [Chick-fil-A], 2012  
 Completed an 80-yard pass... Cam Newton to Terrell Zachery vs. Chattanooga, 2010 (80)  
 Completed a 70-yard pass... Cam Newton to Terrell Zachery at Alabama, 2010 (70)  
 Completed a 60-yard pass... Cam Newton to Darvin Adams vs. South Carolina [SECCG], 2010 (62)  
 Kicked a field goal of 50 or more yards... Wes Byrum vs. Southern Miss, 2008 (52)  
 Kicked a field goal of 50 or more yards in consecutive games... John Vaughn, 2006; at Mississippi State (55), vs. Washington State (52)  
 Kicked two field goals of 50+ yards in a game... Win Lyle vs. Tennessee, 1987 (55, 52)  
 Had a 70-yard punt... Kody Bliss vs. Tulane, 2006 (71)  
 Had a 60-yard punt... Ryan Shoemaker vs. New Mexico State, 2007 (67)  
**Had two punts of 50+ yards in a game... Steven Clark vs. LSU, 2012 (54, 52)**  
 Had four or more punts inside the 20 in a game... Steven Clark at Arkansas, 2011 (6)  
**Blocked a field goal in a game... Blackson and Lemonier vs. Louisiana-Monroe, 2012**  
 Blocked two field goals in a game... Alton Moore at Georgia, 2001  
 Blocked a PAT attempt ... Corey Lemonier at South Carolina, 2011  
 Blocked two PAT attempts ... Charles Dorsey vs. LSU, 1998 (2)  
 Blocked a punt in a game... Garrett Harper/Angelo Blackson vs. Virginia [Chick-fil-A], 2011  
 Blocked two punts in a game... Justin Fetsko vs. Louisiana-Monroe, 2003 (2)  
**Had 15 or more tackles in a game... Demetruce McNeal at Mississippi State, 2012 (18)**  
 Intercepted three or more passes in a game... Junior Rosegreen at Tennessee, 2004 (4)  
 Intercepted two or more passes in a game... Josh Bynes vs. Arkansas, 2010 (2)  
 Intercepted a pass in consecutive games... Jerraud Powers, 2007; at Georgia; vs. Alabama, 2007  
 Intercepted a pass in three consecutive games... Jerraud Powers, 2007; vs. Tennessee Tech, at Georgia; vs. Alabama  
 Recovered two fumbles in a game... Eltoro Freeman at Georgia, 2011 (2)  
 Forced two fumbles in a game... Corey Lemonier at Georgia, 2011 (2)  
 Intercepted a pass and had a fumble recovery in a game ... Nick Fairley at Mississippi State, 2010

**An Auburn Opponent**

Scored 50 or more points... Georgia, 1996 (56) [4 OT]  
 Scored 40 or more points... Alabama, 2011 (42)  
 Had 350 or more yards rushing... Arkansas, 2002 (426)  
**Had 300 or more yards rushing... Clemson, 2012 (320)**  
**Had 250 or more yards rushing... Clemson, 2012 (332)**  
**Had 50 or more rushing attempts... Clemson, 2012 (52)**  
 Had five or more rushing TDs... Utah State, 2011 (5)  
 Had 500 yards passing... Northwestern [Outback], 2009 (532)  
 Had 400 yards passing... Arkansas, 2010 (428)  
 Had 350 yards passing... Clemson, 2011 (386)  
 Had 300 yards passing... Virginia [Chick-fil-A], 2011 (312)  
 Had 50 or more pass attempts... Northwestern [Outback], 2009 (78)  
**Had 40 or more pass attempts... Louisiana-Monroe, 2012 (48)**  
 Had 30 or more pass completions... Clemson, 2011 (30)



LAST TIME...

**Had 25 or more pass completions... Louisiana-Monroe, 2012 (29)**  
 Had four or more TDs passing... Georgia, 2011 (4)  
**Had three or more TDs passing... Louisiana-Monroe, 2012 (3)**  
 Had five passes intercepted... Northwestern [Outback], 2009 (5)  
 Had four passes intercepted... Northwestern [Outback], 2009 (5)  
 Had 600 yards total offense... Clemson, 2011 (624)  
**Had 500 yards total offense... Clemson, 2012 (528)**  
**Had 400 yards total offense... Louisiana-Monroe, 2012 (410)**  
 Had five or more fumbles... South Carolina, 2005 (5)  
 Lost four or more fumbles... Mississippi State, 2002 (4)  
 Had four or more turnovers... Louisiana-Monroe, 2010 (3 fum/1 int)  
 Returned a punt for a TD... LSU, 2005 (Skyler Green, 66)  
 Returned a kickoff for a TD... Chattanooga, 2010 (Brian Sutherland, 98)  
 Returned an interception for a TD... Alabama, 2011 (DeMarcus Milliner, 35)  
 Returned a fumble for a TD... Arkansas, 1997 (C.J. McLain, 52)  
 Returned a blocked punt for a TD... Mississippi State, 2009 (Robert Elliott, 10)  
 Blocked an Auburn punt... Mississippi State, 2009  
 Blocked an Auburn field goal... Mississippi State, 2010 (Fletcher Cox)  
 Had a successful on-side kick... Ole Miss, 2010 (Andrew Ritter/Fon Ingram)  
**Held Auburn to 300 yards total offense... LSU, 2012 (183)**  
**Held Auburn to 200 yards total offense... LSU, 2012 (183)**  
 Held Auburn to 150 yards total offense... Alabama, 2011 (140)  
**Held Auburn below 100 yards rushing... Arkansas, 2012 (40)**  
**Held Auburn below 50 yards rushing... Arkansas, 2012 (40)**  
 Held Auburn to negative yards rushing... Tennessee, 1997 (-15)  
**Held Auburn below 100 yards passing... LSU, 2012 (97)**  
**Held Auburn to 10 or fewer first downs... LSU, 2012 (9)**  
 Had 10 or more penalties... Mississippi State, 2011 (10)  
 Had 100 or more yards in penalties... Arkansas, 2007 (100)  
 Had two 100-yard rushers in a game... Georgia, 2011 (Isaiah Crowell, 132; Carlton Thomas, 127)  
 Had two 100-yard receivers in a game... Northwestern [Outback], 2009 (Andrew Brewer, 133; Drake Dunsmore, 120)  
**Had a 100-yard rusher and a 100-yard receiver... Clemson, 2012 (Andre Ellington, 228 rush; Deandre Hopkins, 119 rec.)**  
 Had a 100-yard rusher and two 100-yard receivers... Tulane, 2006 (Matt Forte, 117 rush; Preston Brown, 139 rec.; Damarcus Davis, 126 rec.)  
**Did Not Have a Turnover ... Louisiana-Monroe, 2012**  
**Scored a safety... LSU, 2012**  
 Scored a two-point conversion... Florida Atlantic, 2011 (Graham Wilbert to Nexon Dorvilus)  
 Had 35 minutes time of possession... Georgia, 2011 (40:55)

An Opposing Player

**Rushed for 200 yards in a game... Andre Ellington, Clemson, 2012 (228)**  
**Rushed for 150 yards in a game... Andre Ellington, Clemson, 2012 (228)**  
**Rushed for 100 yards in a game... Andre Ellington, Clemson, 2012 (228)**  
 Passed for 400 yards in a game... Mike Kafka, Northwestern [Outback], 2009 (532)  
 Passed for 350 yards in a game... Tajh Boyd, Clemson, 2011 (386)  
 Passed for 300 yards in a game... Michael Rocco, Virginia [Chick-fil-A], 2011 (312)  
 Attempted 70 passes in a game... Mike Kafka, Northwestern [Outback], 2009 (78)  
 Attempted 60 passes in a game... Mike Kafka, Northwestern [Outback], 2009 (78)  
 Attempted 50 passes in a game... Mike Kafka, Northwestern [Outback], 2009 (78)  
**Attempted 40 passes in a game... Kolton Browning, Louisiana-Monroe, 2012 (46)**  
 Completed 40 passes in a game... Mike Kafka, Northwestern [Outback], 2009 (47)  
**Completed 25 passes in a game... Kolton Browning, Louisiana-Monroe, 2012 (28)**  
**Threw three or more TD passes in a game... Kolton Browning, Louisiana-Monroe, 2012 (3)**  
 Had 400 yards total offense... Tajh Boyd, Clemson, 2011 (416)  
 Had 350 yards total offense... Tajh Boyd, Clemson, 2011 (416)  
**Accounted for 3 or more TDs... Kolton Browning, Louisiana-Monroe, 2012 (4)**

Threw, Ran and Caught a TD in a game... Randall Cobb, Kentucky, 2010 (2 rush, 1 pass, 1 rec.)  
**Caught 10 or more passes... DeAndre Hopkins, Clemson, 2012 (13)**  
**Caught seven or more passes... DeAndre Hopkins, Clemson, 2012 (13)**  
 Three or more players caught seven or more passes... Sammy Watkins (10), DeAndre Hopkins (7), Dwayne Allen (7), Clemson, 2011  
**Had 100 yards receiving... DeAndre Hopkins, Clemson, 2012 (119)**  
**Had 200 yards receiving... Charles Lee, Central Florida, 1999 (203)**  
**Caught three or more TD passes... Chris Collins, Ole Miss, 2002 (3)**  
**Caught two or more TD passes... Harley Scioneaux, Louisiana-Monroe, 2012 (2)**  
 Scored three TDs... Randall Cobb, Kentucky, 2010 (3)  
 Had a 90-yard run... Joe Adams, Arkansas, 2011 (92 [TD])  
 Had an 80-yard run... Jeff Scott, Ole Miss, 2010 (83) [TD]  
 Had a 70-yard run... Jeff Scott, Ole Miss, 2010 (83) [TD]  
**Had a 60-yard run... Andre Ellington, Clemson, 2012 (68)**  
 Completed an 80-yard pass... Darren Thomas to Jeff Maehl, Oregon [BCSNCG], 2010 (81)  
 Completed a 70-yard pass... Darren Thomas to Jeff Maehl, Oregon [BCSNCG], 2010 (81)  
 Completed a 60-yard pass... Tajh Boyd to Sammy Watkins, Clemson, 2011 (65)  
 Kicked a 50-yard field goal... Steve Lindsey, Ole Miss, 1997 (52)  
 Had a 70-yard punt... Blake McAdams, Mississippi State, 2007 (73)  
**Had a 60-yard punt... Brad Wing, LSU, 2012 (60)**  
**Made three or more FGs ... Chandler Catanzaro, Clemson, 2012 (4)**

Both Teams

Had a player return a interception for a touchdown... Mississippi State, 2011 [AU Demetruce McNeal 43 yds; MSU Johnathan Banks 27 yds]  
 Combined for 1,000 yards of total offense... Auburn (435) at Clemson (624), 2011 (1,059)

Items in BOLD set during 2012 season



CAREER STATS UPDATE

TOUCHDOWN RECEPTIONS BY A TIGHT END

Player	Seasons	Rec	TD
1. Philip Lutzenkirchen	2009-pres.	57	14
2. Robert Johnson	2000-02	57	10
3. Andy Fuller	1993-95	31	5
4. Cooper Wallace	2002-05	63	4
Lorenzo Diamond	1999-02	45	4
Dick Hayley	1976-78	11	4
7. Tommy Trott	2006-09	45	3
Gabe McKenzie	2006-08	29	3
Cole Bennett	2003-07	20	3
Jessie McCovery	1994-96	8	3
Mike Edwards	1981	9	3
Robby Robinett	1970-71	24	3

RECEPTIONS BY A TIGHT END

Player	Seasons	Yards	Avg.	Rec
1. Cooper Wallace	2002-05	829	13.16	63
2. Walter Reeves	1986-88	303	5.22	58
3. Robert Johnson	2000-02	741	13.00	57
4. Philip Lutzenkirchen	2009-present	619	10.86	57
5. Victor Hall	1989-91	521	9.65	54
6. Tommy Trott	2006-09	474	10.53	45
Lorenzo Diamond	1999-02	521	11.58	45
8. Fred Baxter	1991-92	584	13.91	42
9. Jeff Parks	1982-85	401	11.79	34
10. Andy Fuller	1993-95	494	15.94	31

RECEIVING YARDAGE BY A TIGHT END

Player	Seasons	Rec	Yards
1. Cooper Wallace	2002-05	63	829
2. Robert Johnson	2000-02	57	741
3. Philip Lutzenkirchen	2009-pres.	57	619
4. Fred Baxter	1991-92	42	584
5. Victor Hall	1989-91	54	521
Lorenzo Diamond	1999-02	45	521
7. Andy Fuller	1993-95	31	494
8. Tommy Trott	2006-09	45	474
9. Jeff Parks	1982-85	34	401
10. Ed West	1982-83	28	325

YARDS PER RECEPTION BY A TIGHT END (min. 20 receptions)

Player	Seasons	Rec	Yards	Yds/Rec
1. Andy Fuller	1993-95	31	494	19.94
2. Fred Baxter	1991-92	42	584	13.90
3. Cooper Wallace	2002-05	63	829	13.16
4. Robert Johnson	2000-02	57	741	13.00
5. Jeff Parks	1982-85	34	401	11.79
6. Ed West	1982-83	28	325	11.61
7. Lorenzo Diamond	1999-02	45	521	11.58
8. Philip Lutzenkirchen	2009-pres.	57	619	10.86
9. Cole Bennett	2003-07	29	312	10.76
10. Tommy Trott	2006-09	45	474	10.53

TOUCHDOWN RECEPTIONS

Player	Seasons	Rec	TD
1. Terry Beasley	1969-71	141	29
2. Ben Obomanu	2002-05	97	18
3. Darvin Adams	2008-10	115	17
Karsten Bailey	1995-98	150	17
5. Frank Sanders	1991-94	121	15
Byron Franklin	1977-80	74	15
Emory Blake	2009-pres.	100	15
8. Lawyer Tillman	1985-88	93	14
Philip Lutzenkirchen	2009-pres.	57	14
10. Ronney Daniels	1999-00	90	12
Tyrone Goodson	1993-97	136	12
Freddie Hyatt	1965-67	88	12

RECEIVING YARDAGE

Player	Seasons	Rec	Yards
1. Terry Beasley	1969-71	141	2507
2. Tyrone Goodson	1993-97	136	2283
3. Karsten Bailey	1995-98	150	2174
4. Courtney Taylor	2003-06	153	2098
5. Frank Sanders	1991-94	121	1998
6. Darvin Adams	2008-10	115	1978
7. Freddy Weygand	1984-88	99	1946
8. Lawyer Tillman	1985-88	93	1808
9. Rodgeriquus Smith	2004-08	114	1598
10. Byron Franklin	1977-80	74	1573
Emory Blake	2009-pres.	100	1573
12. Ronney Daniels	1999-00	90	1446
13. Freddie Hyatt	1965-67	88	1396
14. Devin Aromashodu	2002-05	71	1333
15. Alexander Wright	1986-89	56	1320
16. Ben Obomanu	2002-05	97	1313
17. Thomas Bailey	1991-94	93	1243
18. Greg Taylor	1987-90	102	1217
19. Clifton Robinson	1997-00	91	1167
20. Tim Christian	1966-68	78	1126
21. Terrell Zachery	2007-10	71	1106
22. Willie Gosha	1993-96	85	1048
23. Marcel Willis	1999-02	81	1022
24. Jimmy Phillips	1955-57	52	1012

RECEPTIONS

Player	Seasons	Yards	Avg.	Rec
1. Courtney Taylor	2003-06	2098	13.71	153
2. Karsten Bailey	1995-98	2174	14.49	150
3. Terry Beasley	1969-71	2507	17.78	141
4. Tyrone Goodson	1993-97	2283	16.79	136
5. Frank Sanders	1991-94	1998	16.51	121
6. Darvin Adams	2008-10	1978	17.20	115
7. Rodgeriquus Smith	2004-08	1598	14.02	114
8. Greg Taylor	1987-90	1217	11.93	102
9. Emory Blake	2009-pres.	1573	15.73	100
10. Freddy Weygand	1984-88	1946	19.66	99



CAREER STATS UPDATE

RUSHING YARDAGE

	Player	Seasons	Att	Avg	Yards
1.	Bo Jackson	1982-85	650	6.62	4303
2.	Carnell Williams	2001-04	741	5.17	3831
3.	James Brooks	1977-80	621	5.67	3523
4.	Joe Cribbs	1976-79	657	5.13	3368
5.	Ben Tate	2006-09	678	4.90	3321
6.	Stephen Davis	1993-95	488	5.76	2811
7.	Brent Fullwood	1983-86	390	7.15	2789
8.	Ronnie Brown	2000-04	513	5.28	2707
9.	Stacy Danley	1987-90	526	4.61	2427
10.	Michael Dyer	2010-11	424	5.51	2335
11.	<b>Onterio McCalebb</b>	<b>2009-pres.</b>	<b>361</b>	<b>6.31</b>	<b>2278</b>
12.	James Joseph	1986-90	452	5.17	2264
13.	Kenny Irons	2005-06	454	4.81	2186
14.	James Bostic	1991-93	396	5.26	2084
15.	Lionel James	1980-83	348	6.14	2068
16.	Sedrick McIntyre	1973-76	462	4.31	1992
17.	Fob James	1952-55	317	6.03	1913
18.	Phil Gargis	1973-76	456	4.13	1884
19.	Tommie Agee	1983-86	356	4.87	1735
20.	Jimmy Sidle	1962-64	326	5.22	1703
21.	Brad Lester	2004-08	371	4.55	1689
22.	Joe Childress	1953-55	321	5.19	1667
23.	Curtis Kuykendall	1944-45	217	7.46	1619
24.	Rudi Johnson	2000	324	4.84	1567
25.	Terry Henley	1970-72	343	4.47	1534
26.	Tommy Lorino	1956-58	227	6.55	1486
27.	Cam Newton	2010	264	5.58	1473
28.	Monk Gafford	1940-42	221	6.40	1414
29.	Mario Fannin	2007-10	233	5.86	1366
30.	Mitzi Jackson	1973-75	243	5.65	1373
31.	William Andrews	1976-78	267	5.04	1347
32.	Ed Dias	1958-60	261	4.97	1298
33.	Fred Beasley	1994-97	282	4.40	1241
34.	Tom Bryan	1964-66	265	4.32	1144
35.	George Peoples	1978-81	239	4.54	1085
36.	Tucker Frederickson	1962-64	260	4.15	1079
37.	Bobby Hoppe	1955-57	194	5.56	1078
38.	Charlie Hataway	1951-53	282	3.74	1055

YARDS PER CARRY (min. 300 attempts)

	Player	Seasons	Yards	Att	Avg
1.	Brent Fullwood	1983-86	2789	390	7.15
2.	Bo Jackson	1982-85	4303	650	6.62
3.	<b>Onterio McCalebb</b>	<b>2009-pres.</b>	<b>2278</b>	<b>361</b>	<b>6.31</b>
3.	Lionel James	1980-83	2138	348	6.14
4.	Fob James	1952-55	1913	317	6.03
5.	Stephen Davis	1993-95	2811	488	5.76
6.	James Brooks	1977-80	3523	621	5.67
7.	Michael Dyer	2010-11	2335	424	5.51
8.	Ronnie Brown	2000-04	2707	513	5.28
9.	James Bostic	1991-93	2084	396	5.26

RECEPTIONS BY A RUNNING BACK

	Player	Seasons	Yards	Avg	Rec
1.	Mario Fannin	2007-10	985	10.15	97
2.	James Joseph	1986-90	725	10.51	69
3.	Ronnie Brown	2001-04	667	11.70	57
4.	<b>Onterio McCalebb</b>	<b>2009-pres.</b>	<b>525</b>	<b>9.72</b>	<b>54</b>
5.	Stacy Danley	1987-90	337	7.17	47
6.	Harold Morrow	1994-95	433	9.41	46
7.	Carnell Williams	2001-04	492	11.44	43
8.	Reid McMillion	1993	334	7.95	42
9.	Tony Richardson	1991-93	384	9.37	41
10.	Rusty Williams	1996-99	363	9.08	40

RECEIVING YARDAGE BY A RUNNING BACK

	Player	Seasons	Rec	Yards
1.	Mario Fannin	2007-10	97	985
2.	James Joseph	1986-90	69	725
3.	Ronnie Brown	2001-04	57	667
4.	Carl Stewart	2004-07	39	612
5.	<b>Onterio McCalebb</b>	<b>2009-pres.</b>	<b>54</b>	<b>525</b>
6.	Carnell Williams	2001-04	43	492
7.	Fred Beasley	1995-97	31	448
8.	Mickey Zofko	1970	34	443
9.	Harold Morrow	1994-95	46	433
10.	Tony Richardson	1991-93	41	384

TOUCHDOWN RECEPTIONS BY A RUNNING BACK

	Player	Seasons	Rec	TD
1.	Mario Fannin	2007-10	97	9
2.	James Brooks	1978-80	18	4
3.	<b>Onterio McCalebb</b>	<b>2009-pres.</b>	<b>54</b>	<b>3</b>
	Brad Lester	2005-08	26	3
	Tre Smith	2002-06	26	3
	Fred Beasley	1995-97	31	3
	Stephen Davis	1994-95	22	3
	Harold Morrow	1994-95	46	3
	Tommie Agee	1983-86	28	3
	Mickey Zofko	1970	34	3

YARDS PER RECEPTION BY A RUNNING BACK (min. 20 receptions)

	Player	Seasons	Rec	Yards	Yds/Rec
1.	Carl Stewart	2004-07	39	612	15.69
2.	Fred Beasley	1995-97	31	448	14.45
3.	Mickey Zofko	1970	34	443	13.03
4.	Heath Evans	1998-00	30	354	11.80
5.	Ronnie Brown	2001-04	57	667	11.70
6.	Joe Frazier	1991-94	21	244	11.62
7.	Carnell Williams	2001-04	43	492	11.44
8.	James Joseph	1986-90	69	725	10.51
9.	Bo Jackson	1982-85	26	272	10.46
10.	Mario Fannin	2007-10	96	969	10.09
--	<b>Onterio McCalebb</b>	<b>2009-pres.</b>	<b>54</b>	<b>525</b>	<b>9.72</b>



CAREER STATS UPDATE

FIELD GOAL PERCENTAGE (Min. 10 made)

Player	Seasons	FGM	FGA	Pct
1. Scott Etheridge	1992-93	34	43	.791
2. Matt Hawkins	1994-95	26	33	.788
<b>3. Cody Parkey</b>	<b>2010-pres.</b>	<b>20</b>	<b>26</b>	<b>.769</b>
4. Win Lyle	1987-89	45	59	.763
5. Wes Byrum	2007-10	60	80	.750
6. Jaret Holmes	1996-97	27	37	.730
7. John Vaughn	2003-06	50	69	.725
8. Ed Dias	1958-60	17	24	.708
9. Gardner Jett	1970-72	23	34	.676
Jim Von Wyl	1990-91	32	48	.667
Robert McGinty	1984	12	18	.667

KICKOFF RETURN AVERAGE (Min. 20 returns)

Player	Seasons	Ret	Yards	Avg
<b>1. Onterio McCalebb</b>	<b>2009-pres.</b>	<b>38</b>	<b>1082</b>	<b>28.47</b>
2. Tristan Davis	2005-08	55	1455	26.45
3. Demond Washington	2009-10	62	1614	26.03
4. Rick Neel	1973-75	26	673	25.88
5. James Brooks	1977-80	68	1726	25.38
6. Markeith Cooper	1996-99	45	1077	23.93
7. Tim Carter	1998-01	40	956	23.90
8. Joe Cribbs	1976-79	22	507	23.05
9. Devin Aromashodu	2002-05	38	860	22.63
10. Herbert Casey	1989-91	21	473	22.52

KICKOFF RETURN YARDAGE

Player	Seasons	Ret	Avg	Yards
1. James Brooks	1977-80	68	25.4	1726
3. Demond Washington	2009-10	62	26.0	1614
3. Thomas Bailey	1991-94	74	20.5	1520
4. Tristan Davis	2005-08	55	26.5	1455
<b>5. Onterio McCalebb</b>	<b>2009-pres.</b>	<b>38</b>	<b>28.5</b>	<b>1082</b>
6. Markeith Cooper	1996-99	45	23.9	1077
7. Robert Baker	1995-96	46	21.3	979
8. Tim Carter	1998-01	40	23.9	956
9. Mario Fannin	2006-10	44	21.5	944
10. Roderick Hood	2000-02	38	22.6	860

ALL-PURPOSE YARDS

Player	Seasons	Rush	Rec	KR	PR	Yards
1. James Brooks	1977-80	3523	219	1726	128	5596
2. Carnell Williams	2001-04	3831	342	609	302	5084
3. Bo Jackson	1982-85	4303	272	317	0	4892
4. Joe Cribbs	1976-79	3368	268	597	328	4561
5. Thomas Bailey	1991-94	-5	1243	1520	1170	3928
<b>6. Onterio McCalebb</b>	<b>2009-pres.</b>	<b>2278</b>	<b>525</b>	<b>1082</b>	<b>0</b>	<b>3885</b>
7. Ben Tate	2006-09	3321	336	186	0	3843
8. Brent Fullwood	1983-86	2789	77	892	0	3758
9. Ronnie Brown	2000-04	2707	688	15	0	3390
10. Mario Fannin	2006-10	1366	985	944	0	3295

TACKLES

Player	Seasons	Tackles
1. Freddie Smith	1976-79	528
2. Gregg Carr	1981-84	453
3. Darrel Crawford	1988-91	424
4. Anthony Harris	1992-95	400
5. Quentin Riggins	1986-89	398
6. Chris Martin	1979-83	374
7. Tracy Rocker	1985-88	354
8. Dontarrious Thomas	2000-03	351
9. Marcellus Mostella	1993-96	336
10. Takeo Spikes	1995-97	331
11. Kurt Crain	1986-87	324
12. Anthony Harris	1992-94	306
13. Edward Phillips	1984-87	306
14. Jason Miska	1992-95	302
15. Mike Pelton	1991-94	294
16. Ben Thomas	1981-84	290
17. Danny Skutack	1978-81	285
18. Bob Harris	1979-82	281
19. Neiko Thorpe	2008-11	279
20. Gerald Williams	1982-85	278
<b>21. Daren Bates</b>	<b>2009-12</b>	<b>276</b>
22. Edmund Nelson	1978-81	273
23. Zac Etheridge	2007-10	261
24. Ricky Neal	1994-97	253
25. Will Herring	2003-06	248

QUARTERBACK SACKS (Since 1981)

Player	Seasons	Yards	Sacks
1. Quentin Groves	2004-07	169	26.0
Gerald Robinson	1982-85	150	26.0
3. Antonio Coleman	2006-09	147	24.5
4. Tracy Rocker	1985-88	146	21.0
Craig Olgetree	1986-89	117	21.0
6. Reggie Torbor	2000-03	128	18.5
7. Leonardo Carson	1996-99	123	17.0
Willie Whitehead	1991-94	108	17.0
<b>9. Corey Lemonier</b>	<b>2010-present</b>	<b>108</b>	<b>16.5</b>
10. Marcus Washington	1994-96	108	16.0
Gary Walker	1993-94	95	16.0





JORDAN-HARE STADIUM

Jordan-Hare Facts

Dedicated: 1939 (7,500)

Stadium Names

- 1939: Auburn Stadium
- 1949: Cliff Hare Stadium
- 1973: Jordan-Hare Stadium

Capacity:

- 1949: 21,500
- 1955: 34,500
- 1960: 44,500
- 1970: 61,261
- 1980: 72,169
- 1987: 85,214
- 2000: 85,612
- 2001: 86,063
- 2004: 87,451



Jordan-Hare Stadium is Auburn's showcase football stadium, which seats 87,451 with 70 luxury suites located between the lower level and upper deck on the East side.

The stadium was dedicated Nov. 30, 1939, with 7,500 seats. Ten years later, 14,000 more seats were added, and the stadium was named Cliff Hare Stadium (after a member of Auburn's first football team and eventual professor and dean of the School of Chemistry), although only 12 home games were played there over that 10-year span. Additional seats were added in 1955, 1960 and 1970. The West upper deck was completed in 1980; the East upper deck and suites were finished for the 1987 season. The most recent addition to the stadium was the construction of a 30-foot by 74-foot Daktronics LED board in 2007, coming at a cost of \$2.9 million. Auburn was the first school in the SEC to install a high-definition video board display.

The facility was renamed Jordan-Hare Stadium in 1973, recognizing Hall of Fame coach Ralph "Shug" Jordan. The turf at Jordan-Hare Stadium was officially named after Pat Dye, Auburn's Hall of Fame

coach and athletics director, prior to the 2005 Iron Bowl. The Tigers posted a 99-39-4 record in 12 seasons under Dye from 1981-92, and won four SEC championships. Auburn's home games are now played at Pat Dye Field at Jordan-Hare Stadium.

On game days, Auburn's Pat Dye Field at Jordan-Hare Stadium becomes the sixth-largest city in the state of Alabama as Auburn has averaged at least 80,000 fans per game for the last 19 seasons. Since Jordan-Hare Stadium expanded to its current capacity prior to the 2004 season, the Tigers have tallied 28 sell-out games.

Pat Dye Field at Jordan-Hare Stadium is the nation's 10th-largest on-campus stadium with a capacity of 87,451. It is the sixth-largest in the SEC.

The Tigers have won 78.3 percent of their games in Jordan-Hare Stadium since its inception in 1939 and hold an overall record of 286-72-7 there.

Attendance Average

1993.....	81,062
1994.....	81,287
1995.....	81,181
1996.....	82,468
1997.....	83,545
1998.....	81,105
1999.....	80,905
2000.....	82,435
2001.....	85,448
2002.....	82,943
2003.....	85,203
2004.....	83,085
2005.....	84,161
2006.....	85,063
2007.....	84,689
2008.....	86,915
2009.....	84,614
2010.....	86,087
2011.....	85,792
2012.....	85,916

Largest On-Campus Stadiums

1. Michigan Stadium (Michigan) .....	109,901
2. Beaver Stadium (Penn State) .....	107,282
3. Neyland Stadium (Tennessee) .....	102,455
4. Ohio Stadium (Ohio State) .....	102,329
5. Bryant-Denny Stadium (Alabama) .....	101,821
6. Darrell K. Royal-Texas Memorial Stadium (Texas) .....	101,624
7. Sanford Stadium (Georgia) .....	92,746
8. Tiger Stadium (LSU) .....	92,542
9. Ben Hill Griffin Stadium (Florida) .....	88,548
10. Jordan-Hare Stadium (Auburn) .....	87,451
11. Memorial Stadium (Nebraska) .....	86,304
12. Kyle Field (Texas A&M) .....	82,600
13. Bobby Bowden Field at Doak Campbell Stadium (Florida State) .....	82,300
14. Gaylord Family Oklahoma Memorial Stadium (Oklahoma) .....	82,112
15. Notre Dame Stadium (Notre Dame) .....	80,795

28

Since Jordan-Hare Stadium expanded to its current capacity prior to the 2004 season, the Tigers have tallied 28 sell-out games



**SEC Champions:**  
1957, 1983, 1987, 1988, 1989, 2004, 2010  
**SEC West Champions:**  
1997, 2000, 2001, 2002, 2004, 2005, 2010

## 2012 AUBURN FOOTBALL GAME NOTES



### AUBURN HEAD COACH GENE CHIZIK



#### COACHING LEDGER

The 2012 season is Gene Chizik's 25th season as a coach in the collegiate ranks. Chizik began his career as a graduate assistant at both Middle Tennessee (1990-91) and Clemson (1988-89) before heading to Stephen F. Austin (1992-97). He then moved to Central Florida from 1998-2001 before making his first stop on The Plains (2002-04). Texas was his final post as an assistant coach. Chizik served as defensive coordinator with the Longhorns from 2005-06. Two seasons as the head coach at Iowa State (2007-08) preceded Chizik's tenure as head coach at Auburn (2009-current). He also spent two seasons coaching at the high school level in Florida.

#### NATIONAL CHAMPIONS

In 2010, in just his second season as head coach at Auburn, Gene Chizik led the Tigers to their first national championship in more than 50 years, defeating Oregon, 22-19, in the BCS Championship Game on Jan. 10, 2011, in Glendale, Ariz.

#### SEC CHAMPS

Chizik led Auburn to the Southeastern Conference Championship in 2010, the seventh in program history. The Tigers routed South Carolina, 56-17, at the Georgia Dome in Atlanta on Dec. 4, en route to the national title. It was also Auburn's seventh SEC West Title.

#### .689 WINNING PERCENTAGE

Auburn has a 31-14 record the last three-plus seasons under Gene Chizik for a .689 winning percentage. The Tigers have posted no fewer than eight wins in each of his seasons as head coach. When playing at home, Auburn is 21-5 under Chizik.

#### ALL-SEC

Under Coach Chizik, eight Auburn players have been named All-SEC First Team, including current Tigers Steven Clark and Corey Lemonier.

#### GOING BOWLING

Auburn has been to three straight bowl games under Chizik, including the 2010 BCS Championship Game. In his first season as

head coach, the Tigers brought home a 38-35 overtime win over Northwestern at the Outback Bowl on Jan. 1, in Tampa, Fla. The following season, Auburn defeated Oregon, 22-19, for the national title, and in 2011, the Tigers earned a decisive, 43-24, victory against Virginia in the Chick-fil-A Bowl in Atlanta on Dec. 31.

#### RECRUITING

Auburn has signed three straight Top 10 national recruiting classes under Chizik.

#### TROPHIES

Since Chizik arrived on the Plains, four different Auburn players have been first-team All-America while also winning the Heisman Trophy, Lombardi Award, Davey O'Brien Award, Walter Camp Award and Maxwell Award. Chizik himself was named National Coach of the Year for 2010.

#### GRADUATION

Since Chizik was hired, 63 Tiger football players have earned their academic degrees from Auburn.

#### NFL DRAFT

Chizik has coached seven former Tigers who went on to become NFL draft picks, including Cam Newton, the No. 1 overall pick in the 2011 NFL Draft by the Carolina Panthers.

### CHIZIK YEAR-BY-YEAR RECORD

#### 2007 - (3-9, 2-6 Big 12)

8/30	KENT STATE	14-23	L
9/8	NORTHERN IOWA	13-24	L
9/15	IOWA	15-13	W
9/22	at Toledo	35-36	L
9/29	at Nebraska	17-35	L
10/6	at Texas Tech	17-42	L
10/13	TEXAS	3-56	L
10/20	OKLAHOMA	7-17	L
10/27	at Missouri	28-42	L
11/3	KANSAS STATE	31-20	W
11/10	COLORADO	31-28	W
11/17	at Kansas	7-45	L

#### 2008 - (2-10, 0-8 Big 12)

8/28	SOUTH DAKOTA ST.	44-17	W
9/6	KENT STATE	48-28	W
9/13	at Iowa	5-17	L
9/20	at UNLV (OT)	31-34	L
10/4	KANSAS	33-35	L
10/11	at Baylor	10-38	L
10/18	NEBRASKA	7-35	L
10/25	TEXAS A&M	35-49	L
11/1	at Oklahoma State	17-59	L
11/8	at Colorado	24-28	L
11/15	MISSOURI	20-52	L
11/22	at Kansas State	30-38	L

#### 2009 - (8-5, 3-5 SEC)

9/5	LOUISIANA TECH	37-13	W
9/12	MISSISSIPPI STATE	49-24	W

#### 2010 - (14-0, 8-0 SEC)

9/19	WEST VIRGINIA	41-30	W
9/26	BALL STATE	54-30	W
10/3	at Tennessee	26-22	W
10/10	at Arkansas	23-44	L
10/17	KENTUCKY	14-21	L
10/24	at LSU	10-31	L
10/31	OLE MISS	33-20	W
11/7	FURMAN	63-31	W
11/14	at Georgia	24-31	L
11/27	ALABAMA	21-26	L
1/1	Northwestern (Outback)	38-35 [OT]	W

#### 2011 - (8-5, 4-4 SEC)

9/4	ARKANSAS STATE	52-26	W
9/9	at Mississippi State	17-14	W
9/18	CLEMSON	27-24 [OT]	W
9/25	SOUTH CAROLINA	35-27	W
10/2	ULM	52-3	W
10/9	at Kentucky	37-34	W
10/16	ARKANSAS	65-43	W
10/23	LSU	24-17	W
10/30	at Ole Miss	51-31	W
11/6	CHATTANOOGA	62-24	W
11/13	GEORGIA	49-31	W
11/26	at Alabama	28-27	W
12/4	South Carolina (SEC CG)	56-17	W
1/10/11	Oregon (BCSCG)	22-19	W

#### 2012 - (1-4, 0-3 SEC)

9/17	at Clemson	24-38	L
9/24	FLORIDA ATLANTIC	30-14	W
10/1	at South Carolina	16-13	W
10/8	at Arkansas	14-38	L
10/15	FLORIDA	17-6	W
10/22	at LSU	10-45	L
10/29	OLE MISS	41-23	W
11/12	at Georgia	7-45	L
11/19	SAMFORD	35-16	W
11/26	ALABAMA	14-42	L
12/31	Virginia (Chick-fil-A)	43-24	W

#### 2012 - (1-4, 0-3 SEC)

9/1	vs. Clemson	19-26	L
9/8	at Mississippi State	10-28	L
9/15	ULM	31-28 [OT]	W
9/22	LSU	10-12	L
10/6	ARKANSAS	7-24	L
10/13	at Ole Miss	11:21 a.m.	
10/20	at Vanderbilt	10-12	L
10/27	TEXAS A&M	TBA	
11/3	NEW MEXICO STATE	TBA	
11/10	GEORGIA	TBA	
11/17	ALABAMA A&M	TBA	
11/24	at Alabama	TBA	



**GENE CHIZIK ERA SUPERLATIVES**

**Most Points**

1. 63 vs. Furman (11/07/2009)
2. 62 vs. Tennessee-Chattanooga (11/06/2010)
3. 56 vs. South Carolina (12/04/2010)
4. 54 vs. Ball State (09/26/2009)
5. 52 vs. Arkansas State (09/04/2010)  
52 vs. Louisiana-Monroe (10/02/2010)

**Fewest Points Allowed**

1. 3 vs. Louisiana-Monroe (10/02/2010)
2. 6 vs. Florida (10/15/2011)
3. 12 vs. LSU (9/22/2012)
4. 13 vs. Louisiana Tech (09/05/2009)  
13 vs. South Carolina (10/01/2011)

**Most First Downs**

1. 30 vs. Furman (11/07/2009)
2. 29 vs. Mississippi State (09/12/2009)  
29 vs. South Carolina (10/01/2010)
4. 28 at Ole Miss (10/30/2010)  
28 vs. Georgia (11/13/2010)  
28 vs. South Carolina (12/01/2010)  
28 vs. Oregon (01/10/2011)

**Fewest First Downs Allowed**

1. 13 at South Carolina (10/01/2011)
2. 14 vs. Mississippi State (09/12/2009)  
14 vs. Florida (10/15/2011)
4. 15 vs. Furman (11/07/2009)  
15 vs. LSU (9/22/2012)

**Most Rushing Attempts**

1. 67 at South Carolina (10/01/2011)
2. 59 vs. Mississippi State (09/12/2009)
3. 57 vs. South Carolina (09/25/2010)  
57 vs. Georgia (11/13/2010)
5. 52 vs. Louisiana Tech (09/05/2009)  
52 at Kentucky (10/09/2010)  
52 vs. LSU (10/23/2010)  
52 at Arkansas (10/08/2011)

**Fewest Rushing Attempts – Opponent**

1. 24 vs. Georgia (11/13/2010)
2. 28 vs. Arkansas (10/16/2010)
3. 29 at Tennessee (10/03/2009)
4. 30 at Kentucky (10/09/2010)  
30 vs. Tennessee-Chattanooga (11/06/2010)  
30 vs. Florida (10/15/2011)  
30 vs. Virginia (12/31/2011)

**Most Rushing Yards**

1. 440 vs. LSU (10/23/2010)
2. 390 vs. Mississippi State (09/12/2009)
3. 367 vs. Arkansas State (09/04/2010)
4. 343 at Ole Miss (10/30/2010)
5. 334 vs. South Carolina (09/25/2010)

**Fewest Rushing Yards Allowed**

1. 38 vs. Louisiana-Monroe (10/02/2010)
2. 43 vs. Arkansas State (09/04/2010)
3. 66 vs. Florida (10/15/2011)
4. 69 at Alabama (11/26/2010)
5. 75 vs. Oregon (01/10/2011)

**Most Passes Attempted**

1. 35 at Tennessee (10/03/2009)  
35 vs. Oregon (01/10/2011)  
35 vs. Arkansas (10/6/2012)
4. 33 vs. West Virginia (09/19/2009)  
33 vs. Northwestern (01/01/2010)

**Most Passes Completed**

1. 27 vs. Furman (11/07/2009)
2. 22 vs. Arkansas (10/6/2012)
3. 21 vs. Ball State (09/26/2009)
4. 20 at Tennessee (10/03/2009)  
20 at Georgia (11/14/2009)  
20 vs. Northwestern (01/01/2010)  
20 vs. Oregon (01/10/2011)

**Fewest Passes Attempted - Opponent**

1. 17 at Georgia (11/14/2009)
2. 18 at Georgia (11/12/2011)
3. 21 vs. Mississippi State (09/12/2009)
4. 22 vs. Kentucky (10/17/2009)  
22 vs. LSU (9/22/2012)

**Fewest Passes Completed – Opponent**

1. 9 vs. Kentucky (10/17/2009)  
9 at Georgia (11/14/2009)  
9 at South Carolina (10/01/2011)
4. 11 vs. Mississippi State (09/12/2009)
5. 13 vs. LSU (9/22/2012)

**Most Passing Yards**

1. 373 vs. Furman (11/07/2009)
2. 351 vs. South Carolina (12/04/2010)
3. 325 vs. Tennessee-Chattanooga (11/06/2010)
4. 306 vs. Ball State (09/26/2009)
5. 300 vs. West Virginia (09/19/2009)

**Fewest Passing Yards Allowed**

1. 75 vs. Kentucky (10/17/2009)
2. 114 vs. Ball State (09/26/2009)
3. 128 vs. LSU (10/23/2010)  
128 vs. Florida (10/15/2011)
5. 129 at Mississippi State (09/09/2010)

**Punting Average (Min. 4 Punts)**

1. 50.3 vs. LSU (10/23/2010)
2. 48.1 vs. Furman (11/07/2009)
3. 47.4 at Georgia (11/14/2009)
4. 45.7 vs. Mississippi State (09/10/2011)
5. 45.2 vs. Mississippi State (09/12/2009)  
45.2 vs. Alabama (11/27/2009)

**Highest Time of Possession**

1. 35:47 at South Carolina (10/01/2011)
2. 34:46 at Tennessee (10/03/2009)
3. 34:15 vs. Georgia (11/12/2011)
4. 33:14 at Ole Miss (10/30/2010)
5. 32:57 vs. Oregon (01/10/2011)

**SEC Champions:**

1957, 1983, 1987, 1988, 1989, 2004, 2010

**SEC West Champions:**

1997, 2000, 2001, 2002, 2004, 2005, 2010

**2012 AUBURN FOOTBALL GAME NOTES**



**AUBURN OFFENSIVE CAREER BESTS**

**3 • DeANGELO BENTON**

Receptions .....	6	Furman	11/7/09
Rec. Yards .....	88	Furman	11/7/09
Rec. Long .....	41	at Clemson	9/17/11
Rec. TD .....	1	Florida	10/15/11

**80 • EMORY BLAKE**

Receptions .....	10	Arkansas	10/6/12
Rec. Yards .....	118	Arkansas	10/6/12
Rec. Long .....	94	ULM	10/2/10
Rec. TD .....	1	15x (last vs. Arkansas)	10/6/12

**22 • MIKE BLAKELY**

Rush Attempts .....	11	at Mississippi State	9/8/12
Rush Yards .....	42	at Mississippi State	9/8/12
Rush Long .....	20	Arkansas	10/6/12

**4 • QUAN BRAY**

Receptions .....	6	at Mississippi State	9/8/12
Rec. Yards .....	50	at Mississippi State	9/8/12
Rec. Long .....	16	at Mississippi State	9/8/12
Kick Ret .....	2	2x (last at South Carolina)	10/1/11
Kick Ret Yds .....	55	Utah State	9/3/11
Kick Ret Long .....	33	Utah State	9/3/11
Punt Ret .....	3	2x (last at Arkansas)	10/8/11
Punt Ret Yds .....	26	at South Carolina	10/1/11
Punt Ret Long .....	18	ULM	9/15/12
Completions .....	1	ULM	9/15/12
Pass Attempts .....	1	ULM	9/15/12
Pass Yards .....	34	ULM	9/15/12
Pass TDs .....	1	ULM	9/15/12

**30 • STEVEN CLARK**

Punts .....	9	2x (last vs. Florida)	10/15/11
Long Punt .....	58	Mississippi State	9/10/11
Inside 20 .....	6	at Arkansas	10/8/11

**18 • SAMMIE COATES**

Receptions .....	2	ULM	9/15/12
Rec. Yards .....	34	ULM	9/15/12
Rec. Long .....	33	ULM	9/15/12
Rec. TD .....	1	ULM	9/15/12

**89 • JAYLON DENSON**

Receptions .....	1	Arkansas	10/6/12
Rec. Yards .....	12	Arkansas	10/6/12
Rec. Long .....	12	Arkansas	10/6/12

**10 • KIEHL FRAZIER**

Completions .....	13	2x (last vs. LSU)	9/22/12
Pass Attempts .....	27	Clemson	9/1/12
Pass Yards .....	194	Clemson	9/1/12
Pass TDs .....	1	2x (last vs. ULM)	9/15/12
Pass Long .....	54	Clemson	9/1/12
Rush Attempts .....	16	Virginia (Chick-fil-A)	12/31/11
Rush Yards .....	55	Virginia (Chick-fil-A)	12/31/11
Rush TDs .....	2	Virginia (Chick-fil-A)	12/31/11
Rush Long .....	22	at South Carolina	10/1/11
Receptions .....	1	ULM	9/15/12
Rec. Yards .....	34	ULM	9/15/12
Rec. TDs .....	1	ULM	9/15/12
Rec. Long .....	34	ULM	9/15/12

**11 • BRANDON FULSE**

Receptions .....	2	FAU	9/24/11
Rec. Yards .....	11	FAU	9/24/11

**5 • RICARDO LOUIS**

Receptions .....	1	Arkansas	10/6/12
Rec. Yards .....	4	Arkansas	10/6/12
Rec. Long .....	4	Arkansas	10/6/12

**43 • PHILIP LUTZENKIRCHEN**

Receptions .....	5	vs. LSU	9/22/12
Rec. Yards .....	71	Clemson	9/1/12
Rec. TDs .....	2	2x (last vs. Ole Miss)	10/29/11
Rec. Long .....	39	Oregon (BCSNCG)	1/10/11

**21 • TRE MASON**

Rush Attempts .....	22	ULM	9/15/12
Rush Yds .....	106	Clemson	9/1/12
Rush Lg .....	30	Clemson	9/1/12
Rush TD .....	1	2x (last vs. ULM)	9/15/12
Receptions .....	1	2x (last vs. Arkansas)	10/6/12
Rec. Yards .....	34	ULM	9/15/12
Rec. Long .....	34	ULM	9/15/12
All-Purpose Yards .....	186	Mississippi State	9/10/11
Kick Ret .....	6	Mississippi State	9/10/11
Kick Ret Yds .....	176	Utah State	9/3/11
Kick Ret Lg .....	97	Utah State	9/3/11
Kick Ret TD .....	1	Utah State	9/3/11

**23 • ONTERIO McCALEBB**

Rush Attempts .....	22	Louisiana Tech	9/5/09
Rush Yards .....	148	Louisiana Tech	9/5/09
Rush TDs .....	3	Georgia	11/13/10
Rush Long .....	70	LSU	10/23/10
Receptions .....	5	Utah State	9/3/11
Rec. Yards .....	62	Tennessee	10/3/09
Rec. TDs .....	1	2x (last vs. Virginia)	12/31/11
Rec. Long .....	51	Florida Atlantic	9/24/11
All-Purpose Yards .....	204	Tennessee	10/3/09
Kick Ret .....	6	Mississippi State	9/10/11
Kick Ret Yds .....	138	at Mississippi State	9/8/12
Kick Ret Lg .....	100	at Mississippi State	9/8/12
Kick Ret TD .....	1	2x (last at Mississippi State)	9/8/12

**15 • CLINT MOSELEY**

Completions .....	13	2x (last vs. Arkansas)	10/6/12
Pass Attempts .....	22	at Georgia	11/12/11
Pass Yards .....	167	Samford	11/19/11
Pass TDs .....	4	Ole Miss	10/29/11

**36 • CODY PARKEY**

FG Attempts .....	4	2x (last vs. Clemson)	9/1/12
FGs Made .....	4	2x (last vs. Clemson)	9/1/12
Career Long .....	46	2x (last vs. Clemson)	9/1/12

**35 • JAY PROSCH**

Rush Attempts .....	1	Arkansas	10/6/12
Rush Yards .....	3	Arkansas	10/6/12
Rush Long .....	3	Arkansas	10/6/12

**1 • TROVON REED**

Receptions .....	5	Florida Atlantic	5/24/11
Rec. Yards .....	37	Arkansas	10/6/12
Rec. Long .....	31	Arkansas	10/6/12
Rush Attempts .....	2	at Clemson	9/17/11
Rush Yds .....	12	at Clemson	9/17/11
Rush Lg .....	10	at Clemson	9/17/11
Punt Ret .....	3	Florida Atlantic	5/24/11
Punt Ret Yds .....	14	Florida Atlantic	5/24/11
Punt Ret Lg .....	9	2x (last vs. Mississippi State)	9/10/11

**85 • TRAVANTE STALLWORTH**

Receptions .....	5	Clemson	9/17/11
Receiving Yards .....	93	Utah State	9/3/11
Rec. TD .....	1	Utah State	9/3/11
Rec. Long .....	44	Arkansas	10/8/11

**12 • JONATHAN WALLACE**

Rush Attempts .....	3	LSU	9/22/12
Rush Yards .....	15	LSU	9/22/12
Rush Long .....	7	Arkansas	10/6/12



AUBURN DEFENSIVE CAREER BESTS

25 • DAREN BATES

Table with 3 columns: Statistic, Value, Date. Includes Tackles (14), TFL (1.5), Sacks (1.0), Interceptions (1), Fumbles Recovered (1).

22 • T'SHARVAN BELL

Table with 3 columns: Statistic, Value, Date. Includes Tackles (9), Interceptions (2), Deflections (2), Sacks (1.0), Fumbles Recovered (1).

98 • ANGELO BLACKSON

Table with 3 columns: Statistic, Value, Date. Includes Tackles (3), TFL (1.0), Fumbles Forced (1), Fumbles Recovered (1), Blocked Kicks (1).

92 • KENNETH CARTER

Table with 3 columns: Statistic, Value, Date. Includes Tackles (5), TFL (1.0).

11 • CHRIS DAVIS

Table with 3 columns: Statistic, Value, Date. Includes Tackles (8), Deflections (2), TFL (1.0).

94 • NOSA EGUAE

Table with 3 columns: Statistic, Value, Date. Includes Tackles (9), TFL (2.5), Sacks (2.0).

35 • JONATHAN EVANS

Table with 3 columns: Statistic, Value, Date. Includes Tackles (14), TFL (1.0).

31 • TRENT FISHER

Table with 3 columns: Statistic, Value, Date. Includes Tackles (2).

14 • ERIQUE FLORENCE

Table with 3 columns: Statistic, Value, Date. Includes Tackles (7), Fumbles Forced (1), Sacks (1.0).

95 • DEE FORD

Table with 3 columns: Statistic, Value, Date. Includes Tackles (7), TFL (2.0), Sacks (2.0).

26 • JUSTIN GARRETT

Table with 3 columns: Statistic, Value, Date. Includes Tackles (5), TFL (1.0).

5 • JAKE HOLLAND

Table with 3 columns: Statistic, Value, Date. Includes Tackles (11), TFL (2.0), Sacks (1.0), Deflections (1).

15 • JOSHUA HOLSEY

Table with 3 columns: Statistic, Value, Date. Includes Tackles (3), Deflections (1).

55 • COREY LEMONIER

Table with 3 columns: Statistic, Value, Date. Includes Tackles (9), TFL (3.0), Sacks (2.0), Blocks (1).

30 • CASSANOVA MCKINZY

Table with 3 columns: Statistic, Value, Date. Includes Tackles (1), TFL (0.5).

12 • DEMETRUCHE McNEAL

Table with 3 columns: Statistic, Value, Date. Includes Tackles (18), TFL (1.5), Deflections (1), Interceptions (1).

6 • JONATHON MINCY

Table with 3 columns: Statistic, Value, Date. Includes Tackles (8), Deflections (1), Fumbles Forced (1), Fumbles Recovered (1), TFL (1.0).

10 • LADARIUS OWENS

Table with 3 columns: Statistic, Value, Date. Includes Tackles (3), TFL (1.5), Sacks (1.0).

56 • ASHTON RICHARDSON

Table with 3 columns: Statistic, Value, Date. Includes Tackles (1).

13 • CRAIG SANDERS

Table with 3 columns: Statistic, Value, Date. Includes Tackles (3), TFL (1.5).

96 • DEVAUNTE SIGLER

Table with 3 columns: Statistic, Value, Date. Includes Tackles (3), Sacks (1), TFL (1).

24 • RYAN SMITH

Table with 3 columns: Statistic, Value, Date. Includes Tackles (12), TFL (1.0), Fumbles Recovered (1).

27 • ROBENSON THEREZIE

Table with 3 columns: Statistic, Value, Date. Includes Tackles (5), Deflections (1), TFL (1).

74 • JAMAR TRAVIS

Table with 3 columns: Statistic, Value, Date. Includes Tackles (2), TFL (1).

54 • JEFFREY WHITAKER

Table with 3 columns: Statistic, Value, Date. Includes Tackles (4), TFL (1.0), Fumbles Forced (1).

19 • RYAN WHITE

Table with 3 columns: Statistic, Value, Date. Includes Tackles (7), Deflections (1).

9 • JERMAINE WHITEHEAD

Table with 3 columns: Statistic, Value, Date. Includes Tackles (12), TFL (1.0), Sacks (1.0), Interceptions (1), Deflections (2), Fumbles Recovered (1).

90 • GABE WRIGHT

Table with 3 columns: Statistic, Value, Date. Includes Tackles (4), TFL (1.0), Fumbles Forced (1).






### COACHING STAFF ON THE FIELD



**GENE CHIZIK**  
HEAD COACH



**TROOPER TAYLOR**  
ASST. HEAD COACH/  
WIDE RECEIVERS



**BRIAN VANGORDER**  
DEFENSIVE COORDINATOR



**SCOT LOEFFLER**  
OFFENSIVE COORDINATOR



**JAY BOULWARE**  
SPECIAL TEAM COORD./  
TIGHT ENDS



**JEFF GRIMES**  
OFFENSIVE LINE



**MIKE PELTON**  
DEFENSIVE LINE



**TOMMY THIGPEN**  
LINEBACKERS

### COACHING STAFF IN THE BOOTH



**CURTIS LUPER**  
RUNNING BACKS



**WILLIE MARTINEZ**  
SECONDARY