

**NO. 17 AUBURN TIGERS (14-2)**  
**VS.**  
**SOUTH ALABAMA JAGUARS (8-5)**

**TUE., MARCH 12 • 6:30 P.M. • STANKY FIELD • MOBILE, ALA.**

**MEDIA INFORMATION**

**Live Stream:** Tuesday's game will be broadcast live and available for free through JagNationTV.com.

**On the Radio:** No radio will be available for Tuesday's contest.

**Live Stats:** Live stats for every South Alabama home game are available through the multimedia section of USAJaguars.com.

**Twitter:** Follow the official Twitter account of South Alabama baseball — @WeAreSouth\_BSB — for news and updates.

**PROBABLE STARTING PITCHERS**

**Tue., March 12**

USA - LHP Jared Proctor (0-1, 4.50 ERA)

AU - LHP Garrett Wade (2-0, 0.00 ERA)

**ALL-TIME SERIES**

South Alabama holds a 50-26 all-time lead over Auburn in a series that began in 1968. The Tigers took both games from the Jaguars last season, earning a 7-6 win at Stanky Field on Feb. 27 before defeating USA 10-4 in Auburn, Ala., on May 8. Auburn has won the last two meetings in the series, while South Alabama's last win over the Tigers came on April 26, 2016, in Auburn, when right-hander Randy Bell tossed a complete game to lead the Jags to the victory.

**Last Meeting**

Auburn, ranked No. 16 in the nation at the time, homered four times to defeat USA 10-4 in Auburn on May 8 last year. The Tigers tallied 17 hits in the game. AU's Brendan Venter finished with four hits, including two home runs, and four RBIs. The loss marked South Alabama's first at Auburn since falling 6-1 at Plainsman Park in 2014.

**JAG NOTES**

- South Alabama leads the Sun Belt Conference and ranks 21st nationally in fielding percentage (.980) entering the contest. The Jags committed four errors in four games last week, and have committed at least one error in six of their last seven games.
- The Jaguar pitching staff leads the Sun Belt Conference in fewest hits allowed (95), fewest runs allowed (53) and fewest earned runs allowed (47). USA ranks second in the league in opposing batting average (.229).
- Freshman left fielder Ethan Wilson leads the Sun Belt in on-base percentage (.567) and slugging percentage (.761), ranks second in batting average (.457), fifth in RBIs (18), seventh in total bases (35) and tied for ninth in runs scored (15).
- Freshmen Ethan Wilson and Santi Montiel each enter the game with a 13-game on-base streak.
- Outfielder Michael Sandle is tied for the Sun Belt Conference lead in sacrifice flies (3), and tied for second in triples (2) entering Tuesday's game.
- South Alabama carries a four-game winning streak into Tuesday's contest after sweeping Sacred Heart last weekend at Stanky Field following a 6-3 win over Nicholls State last Wednesday in Mobile.

**2019 SCHEDULE**

Date	Opponent	Location	Time
Feb. 15	at No. 14 Clemson	Clemson, S.C.	L, 2-6
Feb. 16	at No. 14 Clemson	Clemson, S.C.	L, 2-7
Feb. 17	at No. 14 Clemson	Clemson, S.C.	W, 4-3
Feb. 19	ALABAMA STATE	Stanky Field	Suspended, B4
Feb. 22	TENNESSEE TECH	Stanky Field	W, 8-1
Feb. 23	TENNESSEE TECH	Stanky Field	W, 7-3
Feb. 24	TENNESSEE TECH	Stanky Field	W, 10-2
March 1	ALABAMA	Stanky Field	L, 3-7
March 2	ALABAMA	Stanky Field	L, 5-10
March 3	ALABAMA	Stanky Field	L, 1-6
March 6	NICHOLLS STATE	Stanky Field	W, 6-3
March 8	SACRED HEART	Stanky Field	W, 16-1
March 8	SACRED HEART	Stanky Field	W, 12-2
March 9	SACRED HEART	Stanky Field	W, 11-2
March 12	No. 17 AUBURN	Stanky Field	6:30 p.m.
March 15	TEXAS STATE •	Stanky Field	6:30 p.m.
March 16	TEXAS STATE •	Stanky Field	6:30 p.m.
March 17	TEXAS STATE •	Stanky Field	1 p.m.
March 19	at New Orleans	New Orleans, La.	6:30 p.m.
March 20	NEW ORLEANS	Stanky Field	6:30 p.m.
March 22	at Arkansas State •	Jonesboro, Ark.	6:30 p.m.
March 23	at Arkansas State •	Jonesboro, Ark.	6:30 p.m.
March 24	at Arkansas State •	Jonesboro, Ark.	1 p.m.
March 26	SOUTHEASTERN LOUISIANA	Stanky Field	6:30 p.m.
March 29	at UT-Arlington •	Arlington, Texas	6:30 p.m.
March 30	at UT-Arlington •	Arlington, Texas	2 p.m.
March 31	at UT-Arlington •	Arlington, Texas	1 p.m.
April 2	at Southern Miss	Hattiesburg, Miss.	6 p.m.
April 3	at LSU	Baton Rouge, La.	6 p.m.
April 5	COASTAL CAROLINA •	Stanky Field	6:30 p.m.
April 6	COASTAL CAROLINA •	Stanky Field	6:30 p.m.
April 7	COASTAL CAROLINA •	Stanky Field	1 p.m.
April 10	at Mississippi State	Starkville, Miss.	6:30 p.m.
April 12	at Louisiana •	Lafayette, La.	6:30 p.m.
April 13	at Louisiana •	Lafayette, La.	4 p.m.
April 14	at Louisiana •	Lafayette, La.	1 p.m.
April 16	SOUTHERN MISS	Stanky Field	6:30 p.m.
April 18	GEORGIA STATE •	Stanky Field	6:30 p.m.
April 19	GEORGIA STATE •	Stanky Field	6:30 p.m.
April 20	GEORGIA STATE •	Stanky Field	1 p.m.
April 23	at Alabama State	Montgomery, Ala.	6 p.m.
April 26	at Georgia Southern •	Statesboro, Ga.	5:30 p.m.
April 27	at Georgia Southern •	Statesboro, Ga.	2 p.m.
April 28	at Georgia Southern •	Statesboro, Ga.	noon
May 3	LITTLE ROCK •	Stanky Field	6:30 p.m.
May 4	LITTLE ROCK •	Stanky Field	6:30 p.m.
May 5	LITTLE ROCK •	Stanky Field	1 p.m.
May 7	at Southeastern Louisiana	Hammond, La.	6 p.m.
May 10	at Appalachian State •	Boone, N.C.	5 p.m.
May 11	at Appalachian State •	Boone, N.C.	noon
May 12	at Appalachian State •	Boone, N.C.	11 a.m.
May 14	at Tulane	New Orleans, La.	6:30 p.m.
May 16	TROY •	Stanky Field	6:30 p.m.
May 17	TROY •	Stanky Field	6:30 p.m.
May 18	TROY •	Stanky Field	3 p.m.
May 20-26	Sun Belt Tournament	Conway, S.C.	TBA

• - Sun Belt Conference game  
 All times central and subject to change

### SCORING SIX OR MORE

South Alabama is 7-0 when scoring six or more runs this season, but is just 1-5 when scoring five or fewer.

### 11 OR MORE RUNS

USA scored 11 or more runs in each of its three wins over Sacred Heart last weekend, including a season-high 16 runs in the series opener.

### FOUR WEEKENDS, FOUR DOUBLEHEADERS

South Alabama has played four doubleheaders through the first four weekends of the season. The Jags split a doubleheader at No. 14 Clemson opening weekend, swept a doubleheader from Tennessee Tech, dropped a pair of games to Alabama and swept a doubleheader from Sacred Heart last weekend at Stanky Field.

### ALLOWING FIVE OR LESS

USA is 8-0 when allowing five or fewer runs this season, but is 0-5 when allowing six or more.

### LEADING/TRAILING AFTER SEVEN FRAMES

The Jaguars are 8-0 when leading after seven innings, but are 0-5 when trailing after seven frames.

### SWEPT AT STANKY FIELD

Alabama's three-game sweep of South Alabama at Stanky Field marked the first time the Jags have been swept at home in a three-game series since 2014, when No. 3 Louisiana-Lafayette took three games from USA in Mobile.

### WALKS IN SACRED HEART SERIES

Jaguar hitters drew 32 walks in three games against Sacred Heart last weekend, including a season-high 16 in the series opener. The Jags have drawn 10 or more walks in four contests this year.

### 2018 MLB DRAFT

The Jaguars must replace four position players and one pitcher from 2018 who were lost to the Major League Baseball Draft: Tyler Carr (RHP), Brendan Donovan (3B), Dylan Hardy (LF), Drew LaBounty (SS) and Travis Swaggerty (CF). Swaggerty was a first-round selection (10th overall) by the Pittsburgh Pirates, making him just the fifth Jaguar (Glenn Borgmann, [9th pick] 1971; Alex Pastore [13th pick] 1973; [18th pick] 1974; Pat Putnam [23rd pick] 1975; Mike Zimmerman [27th pick] 1990) in program history to earn the distinction as a first-round pick.



### 2019 SUN BELT CONFERENCE BASEBALL COACHES' PRESEASON POLL (First-place votes in parentheses)

#### EAST DIVISION

1. Coastal Carolina (12) - 72 pts
2. South Alabama - 52 pts
3. Troy - 48 pts
4. Georgia Southern - 43 pts
5. Georgia State - 24 pts
6. Appalachian State - 13 pts

#### WEST DIVISION

1. Louisiana (11) - 71 pts
2. Texas State - 55 pts
3. Little Rock (1) - 48 pts
4. UTA - 36 pts
5. Arkansas State - 24 pts
6. ULM - 18 pts

#### 2019 PRESEASON ALL-SUN BELT CONFERENCE TEAM

Seth Shuman (Georgia Southern, Junior, Starting Pitcher)  
 Hunter Gaddis (Georgia State, Junior, Starting Pitcher)  
 Gunner Leger (Louisiana, Senior, Starting Pitcher)  
 Matt Eardensohn (Coastal Carolina, Senior, Relief Pitcher)  
**Carter Perkins (South Alabama, Senior, Catcher)**  
 Kyle MacDonald (Arkansas State, Senior, First Base)  
 Cory Wood (Coastal Carolina, Junior, Second Base)  
 Hayden Cantrelle (Louisiana, Sophomore, Shortstop)  
 Drew Frederic (Troy, Junior, Third Base)  
 Parker Chavers (Coastal Carolina, Sophomore, Outfielder)  
 Daniel Lahare (Louisiana, Senior, Outfielder)  
 Rigsby Mosley (Troy, Sophomore, Outfielder)  
 Ryan Glass (Georgia State, Sophomore, Designated Hitter)  
 Brandon Bell (Georgia State, Senior, Utility Player)

#### 2018 Preseason Player of the Year

Kyle MacDonald (Arkansas State, Senior, First Base)

#### 2018 Preseason Pitcher of the Year

Hunter Gaddis (Georgia State, Junior, Starting Pitcher)

## SUN BELT CONFERENCE STANDINGS

As of 3/12/19

Team	SBC Games				All Games			
	W	L	T	PCT.	W	L	T	PCT.
<i>East Division</i>								
Coastal Carolina	0	0	0	.000	13	3	0	.794
South Alabama	0	0	0	.000	8	5	0	.615
Troy	0	0	0	.000	9	6	0	.600
Georgia Southern	0	0	0	.000	7	7	0	.500
Appalachian State	0	0	0	.000	6	8	0	.429
Georgia State	0	0	0	.000	4	11	0	.267
<i>West Division</i>								
Arkansas State	0	0	0	.000	11	5	0	.688
UT Arlington	0	0	0	.000	11	5	0	.688
Texas State	0	0	0	.000	10	6	0	.625
ULM	0	0	0	.000	6	9	0	.400
Louisiana	0	0	0	.000	6	9	0	.400
Little Rock	0	0	0	.000	4	12	0	.250

## Jaguar Hitter Quick Notes

### 2 - Nick Lewis (Jr., IF/OF)

- Recorded his first career hit and RBIs (2) in the series opener against Tennessee Tech on Feb. 23.
- Earned Alabama Community College Conference All-South honors as a sophomore at Wallace-Dothan (Ala.) CC after hitting .332 with 15 doubles, three triples, eight home runs, 51 RBIs, 52 runs scored, two stolen bases and .411 on-base percentage in 59 games played.
- Batted .338 with 19 doubles, one home run, 38 RBI, 46 runs scored and 15 stolen bases in 63 games played as a freshman in 2017, while posting a .403 on-base percentage.

### 6 - Santi Montiel (Fr., IF)

- Carries a 13-game on-base streak and five-game hit streak into Tuesday's contest.
- Hit his first career home run in the series opener against Tennessee Tech on Feb. 23.
- Hit safely in all three games at No. 14 Clemson. Batted .333 with one double, one triple and one RBI.
- Ranks tied for 10th in the Sun Belt in slugging percentage (.667).
- Hit .390 with 10 doubles, 12 home runs, 48 RBIs and 28 stolen bases as a senior at Alpharetta (Ga.) HS in 2018 to earn Metro Atlanta High School All-Star honors.

### 9 - Dakota Dailey (Jr., IF)

- Recorded his first career hit on March 2 against Alabama.
- Batted .314 with seven doubles, one triple, five home runs, 17 RBIs, 45 runs scored, a .486 slugging percentage, .443 on-base percentage and 13 stolen bases in 41 games played as a sophomore last year at Northwest (Miss.) CC.
- Named Google Cloud Academic First Team All-District by the College Sports Information Directors of America (CoSIDA) as a sophomore.
- Also played basketball at Northwest CC for the 2016-17 season, where he led the team in scoring with an average of 12.8 points per game and set a school single-season record in free-throw percentage (.845).

### 14 - Carter Perkins (Sr., C)

- Has reached base safely in six straight games.
- 2018 First-Team All-South Central Region by the American Baseball Coaches Association/Rawlings and Second-Team All-Sun Belt at catcher.
- Named the Sun Belt Conference Player of the Week on April 24, 2018.
- Ranked 10th in the Sun Belt Conference in home runs (9) and slugging percentage (.543) in league games last season.
- Batted .301 with nine doubles, nine home runs, 43 RBIs, 38 runs scored, .410 on-base percentage and .506 slugging percentage in 53 games in 2018.
- Hit .326 with five doubles, five home runs, 21 RBIs, 21 runs scored, .427 OBP and .543 slugging percentage in league games.
- Recorded 17 multiple-hit and 10 multi-RBI games last year, and hit safely in 32 of 53 games played.

### 15 - Kaleb DeLaTorre (Jr., IF)

- Carries a four-game hit and on-base streak into Tuesday's contest.
- Recorded a career-high three hits and three runs scored against Alabama on March 2.
- Batted .360 with 17 doubles, four triples, 11 home runs, 71 RBIs, 66 runs scored, a .645 slugging percentage and .454 on-base percentage in 58 games played as a sophomore last year at Neosho County (Kan.) CC en route to Second-Team All-Kansas Jayhawk Community College Conference honors at third base.
- Named National Junior College Athletic Association Academic All-America as a sophomore.
- Earned all-conference honorable mention at second base as a freshman after batting .335 with 11 doubles, three triples, six home runs, 29 RBIs, 56 runs scored and a .440 OBP.
- Helped lead NCCC to a Central District championship appearance in 2017.

### 20 - Reid Powers (So., C)

- Made his 2019 debut on Feb. 23 against Tennessee Tech.
- Appeared in 13 games with four starts as a freshman last season.
- Played in four Sun Belt Conference games with one start.
- Made his Jaguar debut in a pinch-hit appearance against Kansas State (Feb. 16). • Made his first career start against Virginia Tech (Feb. 17).

### 22 - Hunter Stokes (Jr., IF)

- Appeared in 53 games with 46 starts last season, and batted .222 with seven doubles, three home runs, 29 RBIs and 29 runs scored.
- Hit .250 with three doubles, one home run, 17 RBIs, 17 runs scored and a .421 on-base percentage in 26 Sun Belt Conference contests.
- Recorded 11 multiple-hit and eight multi-RBI games, and hit safely in 26 of 53 contests.

### 23 - Colton Thomas (R-Sr., OF)

- Recorded a hit in the series opener at No. 14 Clemson in his first game since 2017.
- Missed the 2018 season due to a medical redshirt.
- Appeared in 39 games with 25 starts as a junior in 2017, and batted .327 with six doubles, four home runs, 18 RBIs, 30 runs scored, .505 slugging percentage, .444 on-base percentage and five stolen bases.
- Hit .333 with three doubles, three home runs, 11 RBIs, 17 runs scored, .583 slugging percentage, .450 OBP and one stolen base in 20 Sun Belt Conference contests in 2017.
- Recorded 10 multiple-hit games and five multi-RBI contests in 2017, while hitting safely in 21 of 39 contests.

### 24 - Eddie Paparella (R-Sr., OF)

- Missed the 2018 season due to a medical redshirt.
- Will miss the first month of the 2019 season due to a hand injury.
- Appeared in 46 games with 35 starts as a junior in 2017, and batted .268 with six doubles, one triple, seven home runs, 34 RBIs, 24 runs scored, a .504 slugging percentage and three

stolen bases.

- Recorded six multiple-hit and six multi-RBI games while hitting safely in 22 of 46 contests in 2017.
- Tied a school record and set a career high in RBIs (9), and also recorded career highs in hits (5) and runs scored (4) against Eastern Illinois (Feb. 18, 2017).

### 25 - Michael Sandle (R-So., OF)

- Recorded a season-high two hits and three runs scored against Nicholls on March 6.
- Tripled and scored the Jags' final run in a 4-3 win in the series finale at No. 14 Clemson.
- Appeared in 53 games with 52 starts as a redshirt freshman last season, and batted .225 with eight doubles, three triples, three home runs, 32 RBIs, 28 runs scored and five stolen bases.
- Drove in a career-high five runs at Arkansas State on April 29, 2018.

### 31 - Felix Aberouette (Sr., C)

- Has hit safely in three straight games, and reached base safely in six straight contests.
- Tied his career high in RBIs (3) against Sacred Heart on March 8.
- Recorded career highs in hits (3) and RBIs (4) against Tennessee Tech on Feb. 23.
- Recorded the first multiple-hit game of his career in the series finale at No. 14 Clemson, finishing 2-for-4 with a double, one home run, three RBIs and one run scored.
- Appeared in 32 games with four starts as a junior last season, and recorded two hits, two RBIs and two runs scored.
- Committed just one error behind the plate in 104 total chances.
- Made his Jaguar debut against Kansas State on Feb. 16, 2018.
- Recorded his first career RBI and run scored against Hartford on Feb. 23, 2018, and recorded his first career hit against Appalachian State on March 31, 2018.

### 34 - Ethan Wilson (Fr., OF)

- Has reached base in every game (13) this season, and hit safely in 11 of 13 contests.
- Batted .529 with 10 home runs, 41 RBIs and 51 runs scored as a senior at Andalusia HS.
- Named *MaxPreps* Medium School First-Team All-America, 2018 Alabama Baseball Coaches Association 4A Player of the Year, 2018 Class 4A Player of the Year and Hitter of the Year by the Alabama Sports Writers Association (ASWA), and also earned First-Team All-State honors as a senior.
- 2018 Super All-State selection by AL.com.
- Ranked second on The AL.com High School 100 list.

### 37 - Bennett Shell (Fr., OF)

- Has reached base safely in four straight games.
- Recorded a career-high four hits in the series finale against Tennessee Tech on Feb. 24.
- Collected three hits, including his first career home run, in the second game of the TTU series on Feb. 23.
- Named 2018 High School Second-Team All-America by *Collegiate Baseball*, and also earned all-state honors as a senior after batting .447 with 37 RBIs and a .623 on-base percentage at Pace (Fla.) HS.
- Helped lead the Patriots to a state runner-up finish in 2018.
- Named Class 7A first-team all-state as a junior in 2017 after batting .473 with three home runs, 19 RBI, 41 runs scored and 13 stolen bases while posting a .604 on-base percentage and .716 slugging percentage in 26 games.

### 38 - Wells Davis (Sr., 1B)

- Carries a four-game hit streak into Tuesday's contest.
- Homered in each of the first two games of the season-opening series at No. 14 Clemson, and finished with three RBIs, three runs scored and an .800 slugging percentage in three games.
- Ranked third in the Sun Belt in walks (53), tied for fourth in sacrifice flies (5), seventh in on-base percentage (.451) and 11th in home runs (8) in 57 games last season.
- In league contests, ranked third in OBP (.476), fourth in walks (25), tied for fourth in sacrifice flies (3), sixth in slugging percentage (.574) and RBIs (30), and 10th in batting average (.340).
- Recorded 17 multiple-hit games and 15 multi-RBI contests, and hit safely in 35 of 56 games.
- Reached base in 19 consecutive games to end the season.
- His 53 walks in 2018 ranks eighth on the Jaguar single-season record list.
- Named Second-Team All-SBC at first base last season in 2017.
- Finished as one of three finalists for the American Baseball Coaches Association/Rawlings Gold Glove Award at first base after committing just one error in 477 total chances in 2017.

### 44 - Brandon Auerbach (Fr., IF)

- Has reached base in four straight games entering Tuesday's contest.
- Recorded his first career hit in game two of the Tennessee Tech series on Feb. 23.
- Collected his first career RBI, and finished with two in the game, in the series finale against TTU on Feb. 24.
- Lettered four years in baseball at Marjory Stoneman Douglas High School in Parkland, Fla.
- Helped the Eagles capture the 2016 Class 9A state championship, and was also named Baseball America's national high school Team of the Year.

## Jaguar Pitcher Quick Notes

### 10 - Nick DeSantis (R-Sr., RHP)

- Recorded five strikeouts in three scoreless relief innings to earn his first save of the year in the series opener against Tennessee Tech on Feb. 23.
- Struck out four and issued one walk in 2 1/3 relief innings at No. 14 Clemson.
- Appeared in 11 games, all in relief, as a redshirt junior last season.
- Went 3-0 with one save while combining for one shutout.
- Recorded 24 strikeouts against nine walks in 18 2/3 innings pitched in 2018.
- Made six relief appearances in 2017 before undergoing Tommy John surgery.

### 11 - JoJo Booker (So., RHP)

- Struck out a career-high 10 batters in his start against Tennessee Tech on Feb. 23.
- Appeared in 17 games with one start as a freshman last season, and went 2-1 with one save and a 7.15 ERA while combining for one shutout.
- Struck out 40 batters against 19 walks in 34 innings pitched, and not allow a run in six of his 16 relief appearances.
- Finished 1-0 with one save and a 4.43 ERA and 29 strikeouts against nine walks in 20 1/3 innings pitched against league opponents.
- Struck out a career-high eight batters in a career-best 4 2/3 scoreless innings pitched against Georgia Southern (April 13)
- Was a fifth-round selection by the Los Angeles Angels of Anaheim in the 2017 Major League Baseball First-Year Player Draft.

### 13 - Zach Greene (Sr., RHP)

- Has not allowed an earned run in five appearances, which covers a span of nine innings, this season.
- Tossed 3 1/3 scoreless relief innings in the series finale at No. 14 Clemson, and allowed just one hit while striking out eight without issuing a walk to earn his first save of the season.
- Ranks second in the Sun Belt in strikeouts (8).
- Named to 2019 NCBWA Stopper of the Year Watch List.
- Appeared in 23 games with two starts last season, and went 2-4 with a 3.79 ERA and five saves while combining for one shutout.
- Struck out 80 batters against 13 walks in 57 innings pitched.
- Recorded three saves along with 35 strikeouts and four walks in 25 2/3 innings pitched in Sun Belt Conference contests.
- Drafted in the 15th round of the 2018 Major League Baseball Draft by the Miami Marlins.

### 16 - Michael Marra (Jr., RHP)

- Tossed two innings and struck out one in his 2019 debut against Sacred Heart on March 8.
- Appeared in one game last season before sitting out the remainder of the season due to injury.
- His lone appearance came in game one of a doubleheader at No. 1 Texas Tech on March 3, 2018, in which he threw 11 pitches before exiting the game with an injury.

### 17 - Caleb Yarborough (R-Jr., LHP)

- Tossed four shutout innings and struck out two to earn his first win of the year in the series finale against Tennessee Tech on Feb. 24.
- Earned his first start in the series finale at No. 14 Clemson since returning from an injury that cost him most of the 2018 season, and tossed three shutout innings while allowing one hit with three strikeouts against one walk.
- Appeared in three games with two starts as a sophomore last season, and went 1-1 with a 2.53 ERA, six strikeouts and seven walks in 10 2/3 innings pitched.
- Tossed a career-high four innings, and struck out a career-best three batters against a pair of walks in his first career start against No. 23 Indiana on Feb. 18, 2018, in his Jaguar debut.
- Pitched 3 1/3 scoreless relief innings against Hartford on Feb. 24, 2018, and allowed just two hits with one strikeout and two walks to earn his first career win.
- Tossed 3 1/3 innings in a start at No. 16 LSU on March 14, 2018, and struck out two before exiting the game due to injury. The LSU appearance marked his final outing of the season before being sidelined due to injury.

### 18 - Jase Dalton (R-So., RHP)

- Recorded career highs in innings pitched (4.1) and strikeouts (4) against Alabama on March 2.
- Tossed two relief innings and struck out two against one walk in the series finale at No. 14 Clemson to earn his first career win.
- Earned Second-Team All-Mississippi Association of Community and Junior Colleges in 2018 at Hinds (Miss.) CC after finishing 4-3 with two saves and a 2.68 ERA in 19 appearances with 52 strikeouts against 11 walks in 40 1/3 innings pitched.

### 19 - Andy Arguelles (Jr., LHP)

- Tossed 1 2/3 scoreless innings with a pair of strikeouts against one walk in his 2019 debut against Alabama on March 2.
- Appeared in six games with five starts as a sophomore last season.
- Went 1-1 with a 5.50 ERA while combining for one shutout, and struck out 17 batters against 15 walks in 18 innings pitched.
- Tossed a season-high five innings and allowed one run on three hits against Southeastern Louisiana on March 20, 2018.
- Tossed two innings and struck out three in a start at No. 18 Coastal Carolina on April 8, 2018, before missing the remainder of the season due to injury.

### 21 - Hunter Phillips (Jr., RHP)

- Tossed one perfect relief inning with three strikeouts in his Jaguar debut on Feb. 24 against

Tennessee Tech.

- Went 0-1 with a 2.31 ERA in 12 relief appearances last season at Chattahoochee Valley (Ala.) CC.
- Struck out 21 batters against six walks in 11 2/3 innings pitched, while helping lead CVCC to a 2018 JUCO World Series appearance.
- Played his first two years collegiately at Georgia Southern, where he received a medical redshirt in 2016.

### 28 - Tyler Trussell (R-Jr., RHP)

- Tossed two-thirds of a scoreless inning against Tennessee Tech on Feb. 23 to record his first career win.
- Pitched 2 1/3 relief innings and struck out three against two walks in his Jaguar debut in the second game of the series at No. 14 Clemson.
- Appeared in 10 games as a reliever as a sophomore in 2018 at Hinds (Miss.) CC, and struck out 17 batters and issued one walk in 13 innings pitched.
- Named 2018 NJCAA Second-Team Academic All-America.
- Earned Second-Team All-Mississippi Association of Community and Junior Colleges honors as a freshman after recording two saves in 23 appearances, along with a 3.40 ERA and 48 strikeouts against 11 walks in 47 2/3 innings pitched.
- Helped lead the Eagles to a 2017 NJCAA Division II World Series appearance.

### 30 - Jared Proctor (Sr., LHP)

- Tossed four innings and allowed one earned run on four hits with a pair of walks in his first start of 2019 against Nicholls State on March 6.
- Pitched one scoreless relief inning in game two of the Tennessee Tech series on Feb. 23.
- Tossed one relief inning in the season opener at No. 14 Clemson in his season debut.
- Appeared in 19 games with nine starts, and ranked second on the team in wins (5).
- Finished 5-1 with a 3.11 ERA with one complete game, one shutout and one combined shutout, and struck out 49 batters against 27 walks in 55 innings pitched.
- Went 3-1 with a 4.46 ERA in 10 Sun Belt Conference appearances, eight of which were starts, and recorded 32 strikeouts with 22 walks in 38 1/3 innings pitched.
- Did not allow an earned run in his first seven appearances, all of which were in relief and covered a span of 7 2/3 innings.
- As a reliever, went 1-0 with a 2.19 ERA in 10 appearances, and struck out 13 batters against six walks in 12 1/3 innings.

### 32 - Patrick McBride (Sr., RHP)

- Tossed one scoreless relief inning and recorded one strikeout in his 2019 debut against Alabama on March 1.
- Made eight appearances with four starts, and went 1-2 with a 4.95 ERA while combining for one shutout.
- Recorded nine strikeouts against seven walks in 20 innings pitched.
- Finished 1-1 with a 3.38 ERA in four Sun Belt Conference appearances, two of which were starts, and struck out eight batters and issued two walks in 13 1/3 innings pitched.

### 33 - Tyler Perez (Jr., RHP)

- Tossed one scoreless relief inning against Tennessee Tech on Feb. 23.
- Recorded two strikeouts in two appearances at No. 14 Clemson, which covered a span of one inning, in the 2019 season-opening series.
- Appeared in eight games with three starts, and posted a 5.40 ERA and combined for one shutout while striking out nine batters against 14 walks in 13 1/3 innings pitched.

### 36 - Zach Young (Fr., RHP)

- Tossed one scoreless relief inning in the series finale with Tennessee Tech on Feb. 24.
- Struck out two in one inning pitched in the second game of the season-opening series at No. 14 Clemson in his Jaguar debut.
- Lettered in baseball four years at Sebastian River High School in Sebastian, Fla.

### 39 - Noah Michael (R-So., RHP)

- Appeared in eight games with four starts, and finished 1-4 with 19 strikeouts against 18 walks in 25 2/3 innings pitched.
- Went 1-2 in four Sun Belt Conference appearances, three of which were starts, and posted nine strikeouts and nine walks in 14 1/3 innings

### 40 - Chase Lambert (Sr., RHP)

- Struck out three in two relief innings in his 2019 debut against Tennessee Tech on Feb. 24.
- Made 18 relief appearances, and went 1-0 with two saves and a 2.67 ERA.
- Struck out 22 batters against 10 walks in 30 1/3 innings pitched, and limited opponents to a .211 batting average.
- Finished 1-0 with a 4.63 ERA in eight Sun Belt appearances, and recorded seven strikeouts and issued six walks in 11 2/3 innings pitched.

### 43 - Joel Cheatwood (Jr., RHP)

- Tossed one scoreless relief inning with one strikeout against Tennessee Tech on Feb. 23.
- Made his Jaguar debut in game two of the season-opening series at No. 14 Clemson.

### 47 - Zach Harlan (R-Fr., RHP)

- Tossed one-third of a scoreless inning in his Jaguar debut against Tennessee Tech on Feb. 24.
- Recorded a 2.23 ERA and 50 strikeouts against 14 walks in 44 innings pitched as a junior, and also batted .282 with 14 RBIs, at Daphne (Ala.) HS.





# Mark Calvi

Head Coach  
Eighth Season as Head Coach  
Ninth Overall Season at USA



Mark Calvi became the fifth head coach in South Alabama baseball history at the conclusion of the 2011 season, after spending the year as associate head coach/head coach in waiting, and begins his seventh season as Jaguar head coach in 2018. Calvi has led the Jaguars to three Sun Belt Conference championships and one SBC Tournament title in the last five years.

In just his second season at the helm, Calvi led the Jags to their 14th SBC championship and 25th NCAA Regional appearance after recording the program's first 40-plus win season since 2003 and was named the 2013 Sun Belt Conference Coach of the Year and American Baseball Coaches Association (ABCA)/Diamond South Central Region Coach of the Year.

Seven Jags earned all-conference honors in 2013, and Jordan Patterson was named the SBC Player of the Year becoming just the sixth Jaguar in the program's history to earn the honor. Patterson and Kyle Bartsch also earned ABCA South/Central all-region honors. Bartsch, Patterson, Nolan Earley and Dylan Stamey were selected in the 2013 Major League Baseball First-Year Player Draft. Patterson (4th round, 109th pick) became South Alabama's highest draftee since Adam Lind was taken by the Toronto Blue Jays in the third round of the 2004 MLB Draft.

Calvi led USA to its 15th Sun Belt crown in 2015 en route to his second SBC Ron Maestri Coach of the Year award. He was also named the Large College Division-Division I Coach of the Year by the Alabama Baseball Coaches Association. Right-hander Kevin Hill was named the Sun Belt Conference Pitcher of the Year, and became the program's 27th All-American at the conclusion of the season. Center fielder Cole Billingsley was named first-team all-SBC, and received a 2015 American Baseball Coaches Association/Rawlings Division I Gold Glove Award as one of three outfielders named to the team. Right-hander Ben Taylor also earned first-team all-SBC honors as a relief pitcher, and was selected in the seventh round of the 2015 MLB Draft by the Boston Red Sox.

The Jags led the SBC in batting average (.285), on-base percentage (.376) and sacrifice flies (28), and finished second in the league in runs scored (328), hits (570) and stolen bases (80). The South Alabama pitching staff led the conference in ERA (3.22), strikeouts (474), runs allowed (221), earned runs allowed (188) and home runs allowed (22), and ranked second in innings pitched (526), wins (37) and fewest hits allowed (472).

USA also led the Sun Belt with a .978 fielding percentage, which ranked tied for 10th nationally and broke the program's previous record of .972.

Calvi led the Jaguars to the program's 16th Sun Belt title and 26th NCAA Regional appearance in 2016, and closed the season ranked No. 26 in the final Collegiate Baseball poll. USA went 42-22 and advanced to the NCAA Tallahassee (Fla.) Regional final. The Jags also broke the school's single-season fielding percentage record for the second straight season with a league-leading mark of .979, which also ranked in the top 10 nationally. Calvi was named the 2016 Coach of the Year by the Alabama Baseball Coaches Association, the second time he has earned the honor at USA, following the season.

Hill was named the SBC Pitcher of the Year for the second consecutive season, and was also named the SBC Male Student-Athlete of the Year in addition to earning All-America honors from three different organizations as well as first-team all-region and first-team all-SBC accolades. Billingsley earned his second consecutive Rawlings Gold Glove Award in 2016, in addition to first-team all-SBC and second-team all-region honors after leading the league in stolen bases (31), which ranked 13th nationally, for the second straight year. Outfielder Travis Swaggerty was named a Louisville Slugger Freshman All-American by Collegiate Baseball, and Drew LaBounty earned first-team all-SBC honors at shortstop after leading the league and finishing sixth nationally in walks (59). Both Hill and Billingsley were selected in the 2016 MLB Draft.

In 2017, Calvi helped lead the Jaguars to the program's 12th Sun Belt Conference Tournament title and 27th NCAA Regional after finishing the season 40-21. USA went 22-8 in Sun Belt play before winning three straight games at the SBC Tournament in Statesboro, Ga. The Jags defeated host Georgia Southern in the championship game by rallying for three runs in the final two frames of the game, including an RBI walk-off single by Brendan Donovan in the bottom of the 10th inning, to clinch the championship. South Alabama finished the season ranked 26th in the final Collegiate Baseball poll. It marked the second straight year the Jags have won 40 or more games, and the 21st time the program has won 40-plus contests. Calvi was named the Alabama Baseball Coaches Association Division I Coach of the Year in 2017, marking the third consecutive year he earned the honor.

USA broke the program record for walks (373) in a season in '17, which ranked second nationally. The Jags ranked sixth nationally in runs scored (488) and on-base percentage (.415), seventh in runs per game (8.0), 11th in fielding percentage (.980), 14th in sacrifice flies (32) and home runs (78), and 15th in slugging percentage (.480). Defensively, the 2017 mark of .980 broke a single-season record at USA and ranked 11th nationally. The Jags have ranked in the top 10 in fielding percentage the last three seasons, and broke the program's single-season record in fielding percentage in each of those seasons.

Jared Barnes and Travis Swaggerty earned All-America and all-region honors in 2017, and were also all-SBC selections along with Dylan Hardy, Drew LaBounty and Wells Davis. Barnes was selected in the eighth round of the 2017 MLB Draft by the Miami Marlins.

Right-handed pitchers Randy Bell and Tyler Carr were named to the SBC All-Tournament team, and Bell was also named to the NCAA Hattiesburg All-Regional team. Bell was selected in the 10th round of the 2017 Major League Baseball Draft by the Seattle Mariners, while right-hander Matt Peacock was selected in the 23rd round by the Arizona Diamondbacks.

South Alabama finished third in the Sun Belt East Division in 2018, and advanced to the semifinals of the Sun Belt Tournament before being outed by eventual champion Coastal

## Record at South Alabama

247-180 (.579) (8th season)

## Career Record

SAME

## COACHING EXPERIENCE

South Alabama (2012-present)  
HEAD COACH

South Alabama (2011)  
ASSOCIATE HEAD COACH / HEAD-COACH-IN-WAITING

South Carolina (2005-10)  
ASSISTANT COACH, PITCHERS

Florida International (1994-2004)  
ASSISTANT COACH, PITCHERS

## The Calvi File

Birthday: Nov. 5, 1968

Hometown: Marco Island, Fla.

High School: St. John Neumann Catholic, 1986

College: Nova Southeastern (Fla.), 1991

Family: wife, Kaylie; daughter, Taylor

Carolina. USA led the league in fielding percentage (.983) in conference games, and finished with an overall fielding percentage of .978 in 57 games. Offensively, the Jags ranked second in the league in walks (331) and home runs (54), and third in sacrifice flies (23), slugging percentage (.400), RBIs (348), total bases (768), on-base percentage (.378) and runs scored (383).

Hardy and Swaggerty were named First-Team All-Sun Belt, while Carr, catcher Carter Perkins and third baseman Donovan were voted Second-Team All-Sun Belt. Swaggerty was selected in the first round (10th overall) of the 2018 MLB Draft by the Pittsburgh Pirates. Donovan was a seventh-round selection by the St. Louis Cardinals, Hardy was taken in the 13th round by the Boston Red Sox, right-hander Zach Greene was a 15th-round pick by the Miami Marlins, Carr was taken in the 31st round by the Philadelphia Phillies and LaBounty was a 40th-round selection by the Toronto Blue Jays.

In his first season at South Alabama, Calvi led the Jaguars to their highest Sun Belt Conference Tournament seed (No. 4) since the 2006 season. USA closed the 2012 campaign with consecutive wins over Western Kentucky and Florida Atlantic to close the SBC Championship.

Three Jaguars received all-conference honors in 2012: Whitt Dorsey (1st team, DH), Jordan Patterson (2nd team, OF) and Jarron Cito (2nd team, RHP). It marked the first time since the 2007 season that South Alabama placed three or more student-athletes on the all-conference team. Cito became the first Jaguar pitcher to earn all-conference honors since P.J. Walters in 2006.

The USA pitching staff increased its strikeout total by 70 (435) in 2012 – the highest team total since 2008 (427). South Alabama's 13 team saves were the most by a Jaguar staff since 2003 (15).

Calvi came to South Alabama from the University of South Carolina, where he served as pitching coach for six seasons. In 2010, Calvi's Gamecock pitching staff led USC to the national championship, ranking in the top 10 in earned run average (seventh, 3.45), strikeouts (sixth, 8.9) and hits allowed per nine innings (third, 7.48), after posting a 2.15 ERA in seven College World Series contests, which was nearly a point lower than the next best team in Omaha. The Gamecocks led the Southeastern Conference in ERA and innings pitched, but also allowed the fewest hits in the conference.

Calvi was named the recipient of the Eighth Annual Pitching Coach of the Year Award by Collegiate Baseball News in September 2010 for his efforts in helping lead the Gamecocks to the national title.

In his career, which spans 21 years at the collegiate level, including an 11-season stint at fellow Sun Belt Conference member Florida International, Calvi has worked with over 40 pitchers who have either been drafted or signed with Major League Baseball teams – that includes seven who have reached the majors - along with position players Jackie Bradley Jr. and Christian Walker.

In three of his six seasons at USC, Calvi's pitching staffs finished with an ERA of below 4.00, and ranked in the top five in the SEC in the category four times during that stretch.

The Gamecocks ranked in the top 50 in ERA four times during Calvi's six seasons, and also finished in the top 50 in hits allowed and strikeouts per nine innings each of his last three seasons.

During Calvi's six seasons with the program, the Gamecocks reached an NCAA Regional every year, advanced to three Super Regionals and claimed the 2010 CWS title. USC posted an overall record of 262-140 (.668) during his tenure there. Additionally, three of his hurlers earned Freshman All-America honors while Blake Cooper, who Calvi helped end the year second in the country in wins (13) and 10th in strikeouts (126), was voted to multiple All-America squads in 2010.

Prior to joining the staff at South Carolina, Calvi was an assistant at FIU for 11 years. During his time with the Golden Panthers, they advanced to an NCAA Regional seven times while moving on to the 2001 Super Regional. His staff led the country in ERA in 1995 (2.40) – FIU's 16 shutouts that spring are tied for the sixth-highest total in NCAA history – and '99 (3.07), and in 1998 the Golden Panthers' 675 strikeouts were tops in the nation. Calvi's unit recorded an ERA that finished in the top 10 in the NCAA five times.

His efforts in Miami helped Joseph Burns pace the nation with a 1.20 ERA during the 1995 campaign, while a year later Evan Thomas led the country with 220 strikeouts – the latter is the fourth-highest figure ever in the NCAA. In all, Calvi produced eight All-Americans and 13 all-conference selections with the Golden Panthers.

Calvi was a three-year letterwinner as a catcher at Nova Southeastern, and after he earned his bachelor's degree in secondary education, he signed a professional contract with the Seattle Mariners. Following a season in which he helped his team win the Northwest League championship, he worked for a year as a scout for the Mariners.

A native of Marco Island, Fla., Calvi and his wife Kaylie have one daughter, Taylor.

## CALVI VS. ALL OPPONENTS

Alabama	2-5
Alabama A&M	1-0
Alabama State	8-2
Appalachian State	9-3
Arkansas	2-2
Arkansas State	15-10
Auburn	3-4
Baylor	0-3
Brown	4-0
Central Arkansas	0-1
Central Florida	0-1
Cincinnati	1-0
Clemson	1-2
Coastal Carolina	2-6
College of Charleston	1-5
Columbia	2-0
Eastern Illinois	3-0
Evansville	4-2
Florida Atlantic	2-5
FIU	5-2
Florida State	0-2
Georgia	1-0
Georgia Southern	12-4
Georgia State	11-4
Hartford	3-0
Indiana	0-1
Jackson State	2-1
Jacksonville State	8-1
Kansas State	1-0
Little Rock	16-7
Louisiana	10-14
LSU	1-2
Maryland	0-1
Mercer	1-0
Middle Tennessee	4-5
Mississippi State	3-8
New Orleans	11-3
Nicholls State	3-5
North Florida	2-4
Oklahoma	1-0
Sacred Heart	3-0
Samford	1-2
Seton Hall	0-1
Southeastern Louisiana	4-10
Southern	2-1
Southern Illinois	3-0
Southern Miss	9-8
Stephen F. Austin	4-2
Tennessee Tech	4-2
Texas State	12-3
Texas Tech	0-4
Troy	14-15
ULM	18-4
UTA	8-7
Virginia Tech	1-0
Western Kentucky	6-5
Wichita State	1-1
<b>Total</b>	<b>247-180</b>

## THE LAST TIME A SOUTH ALABAMA PLAYER ...

**Led off a game with a home run:** Travis Swaggerty (April 6, 2017 at Coastal Carolina)  
**Hit an inside-the-park home run:** Clint Reynolds (April 27, 2010 at Nicholls St.)  
**Hit a pinch-hit home run:** Adam Wolfe (May 14, 2016 vs. Louisiana-Lafayette)  
**Hit a ninth-inning, pinch-hit home run:** Sean Laird (May 4, 2007 vs. Florida International)

**Hit a grand slam:** Carter Perkins (May 4, 2018 at Little Rock)  
**Hit a pinch-hit grand slam:** Ryan Nichols (April 8, 2005 at Florida International)  
**Hit a pinch-hit grand slam in a non-conference game:** Josh Stapleton (March 20, 2005 vs. Murray State)  
**Hit two grand slams in a season:** Eddie Paparella (Feb. 18 & March 21, 2017 - vs. Eastern Illinois, at Alabama St.) and Wells Davis (Feb. 18 & May 13, 2017 - vs. Eastern Illinois, at Appalachian State)

**Hit a game-winning home run:** Jared Barnes (April 11, 2017 at New Orleans, 9th inn.)  
**Hit an extra-inning, game-winning home run:** Sean Laird (May 11, 2010 vs. Auburn, 11th inn.)  
**Hit two home runs in a game:** Will Luft (May 11, 2017 vs. UT Arlington) (2)  
**Hit three home runs in a game:** Adam Wolfe (Feb. 26, 2017 at Baylor) (3)  
**Homered twice in one inning:** Josh Touchstone (March 17, 2004 vs. Eastern Illinois)  
**Homered in consecutive innings:** Jake Overstreet (March 27, 2010 at Middle Tennessee)  
**Homered in consecutive games:** Wells Davis (Feb. 15-16, 2019, at No. 14 Clemson)  
**Homered in three consecutive games:** Jared Barnes and Wells Davis (May 13-14, 2017 at Appalachian State)  
**Homered in all three games of a series:** Jared Barnes and Wells Davis (May 13-14, 2017 at App State)  
**Homered in both games of a doubleheader:** Jared Barnes and Wells Davis (May 13, 2017 at App State)

**Hit for the cycle:** Tyler Jones (Feb. 6, 2006 vs. Grambling State)  
**Hit for the cycle in an SBC game:** Not since 2003  
**Hit for the cycle in a nonconference game:** Tyler Jones (Feb. 6, 2006 vs. Grambling State)

**Had a walk-off hit:** Paul Russo (Feb. 17, 2018 vs. No. 18 Oklahoma) (12th inn.)  
**Had a walk-off hit in an SBC game:** Dylan Hardy (April 16, 2017 vs. Coastal Carolina)  
**Had a walk-off hit to break a scoreless tie:** Patrick Weaver (April 21, 2006 vs. Middle Tennessee, 13th inn.)  
**Had a walk-off hit that erased a deficit:** Brad Hook (April 27, 2012 vs. FIU)  
**Had a walk-off pinch hit:** Matt Bolger (March 26, 2017 vs. Georgia State)  
**Had a walk-off walk:** Dustin Dalken (May 3, 2013 vs. Middle Tennessee)

**Hit a walk-off home run:** Wells Davis (May 20, 2017 vs. Troy) (9th inn.)  
**Hit a walk-off home run in a non-conference game:** Sean Laird (May 11, 2010 vs. Auburn)  
**Hit a walk-off home run in extra innings:** Sean Laird (May 11, 2010 vs. Auburn, 11th inn.)  
**Hit a walk-off home run that erased a deficit:** Brad Hook (April 27, 2012 vs. FIU)  
**Hit a walk-off run-rule hit:** David Doss (March 11, 2009 vs. Memphis)  
**Hit a walk-off run-rule home run:** David Doss (March 11, 2009 vs. Memphis)

**Scored four or more runs in a game:** Drew LaBounty (May 13, 2017 at Appalachian State) (4)  
**Scored five or more runs in a game:** Drew LaBounty (March 26, 2017 vs. Georgia State) (5)  
**Scored six or more runs in a game:** Cam Cummings (Feb. 18, 2017 vs. Eastern Illinois) (6)\*

**Had four or more hits in a game:** Bennett Shell (Feb. 24, 2019 vs. Tennessee Tech) (4)  
**Had five or more hits in a game:** Eddie Paparella (Feb. 18, 2017 vs. Eastern Illinois) (5)  
**Had six or more hits in a game:** Huge Lopes (Feb. 18, 1996 vs. Florida A&M)\*\*  
**Had four or more extra-base hits in a game:** Jake Overstreet (April 22, 2009 vs. No. 22 Alabama) (4)

**Had four or more RBIs in a game:** Ethan Wilson (March 9, 2019 vs. Sacred Heart) (4)  
**Had five or more RBIs in a game:** Will Luft (May 11, 2018 vs. UT Arlington) (5)  
**Had six or more RBIs in a game:** Eddie Paparella (Feb. 18, 2017 vs. Eastern Illinois) (9)\*\*  
**Had seven or more RBIs in a game:** Eddie Paparella (Feb. 18, 2017 vs. Eastern Illinois) (9)\*\*  
**Had eight or more RBIs in a game:** Eddie Paparella (Feb. 18, 2017 vs. Eastern Illinois) (9)\*\*  
**Had nine or more RBIs in a game:** Eddie Paparella (Feb. 18, 2017 vs. Eastern Illinois) (9)\*\*

**Hit three or more doubles in a game:** Nolan Earley (Feb. 26, 2012 vs. Samford) (3)  
**Hit two or more triples in a game:** Hunter Stokes (May 13, 2017 at Appalachian State) (2)  
**Hit triples in consecutive games:** David Doss (Feb. 26-28, 2007 vs. Siena)

**Had 10 or more total bases in a game:** Carter Perkins (April 18, 2018 at New Orleans) (11)  
**Had 12 or more total bases in a game:** Adam Wolfe (Feb. 26, 2017 at Baylor) (12)

**Stole three bases in a game:** Cole Billingsley (April 20, 2016 at Alabama) (3)  
**Stole four bases in a game:** Cole Billingsley (March 13, 2016 vs. Little Rock) (4)  
**Stole home:** Cole Billingsley (April 20, 2016 at Alabama)  
**Stole second and third in the same inning:** Cole Billingsley (May 8, 2016 vs. Georgia Southern)  
**Stole a base in five straight games:** Adam Heisler (April 3-10, 2009)  
**Stole a base in six straight games:** Ray Kruml (April 9-18, 2008)

**Walked four or more times in a game:** Drew LaBounty (May 7, 2016 vs. Georgia Southern)  
**Walked six or more times in a game:** Steve Bayoff (April 12, 1979 vs. LSU)  
**Was intentionally walked twice in a game:** David Doss (Feb. 22, 2009 vs. No. 6 Ole Miss)  
**Was hit by a pitch twice in an inning:** Ryan Bohanan (April 22, 2009 vs. No. 22 Alabama)

**Threw a nine-inning no-hitter:** Never  
**Threw a seven-inning no-hitter:** Tom Mercer (March 9, 1974 vs. LSU)

**Struck out the first four or more batters of a game:** P.J. Walters (Feb. 5, 2006 vs. Grambling State) (4)  
**Recorded six or more consecutive outs by strikeout:** Kevin Hill (May 1, 2015 at Georgia Southern) (6)  
**Recorded seven or more consecutive outs by strikeout:** Brandon Sage (April 28, 2007 at Florida Atlantic) (7)  
**Recorded eight or more consecutive outs by strikeout:** P.J. Walters (March 12, 2006 vs. Georgia Southern) (9)

**Struck out 10 or more batters in a game:** JoJo Booker (Feb. 23, 2019 vs. Tennessee Tech) (10)  
**Struck out 11 or more batters in a game:** Tyler Carr (May 13, 2017 at Appalachian State) (11)  
**Struck out 12 or more batters in a game:** Kevin Hill (April 22, 2016 vs. Southern) (12)  
**Struck out 13 or more batters in a game:** Kevin Hill (April 24, 2015 vs. Georgia State) (15)  
**Struck out 14 or more batters in a game:** Kevin Hill (April 24, 2015 vs. Georgia State) (15)  
**Struck out 15 or more batters in a game:** Kevin Hill (April 24, 2015 vs. Georgia State) (15)  
**Struck out 10 or more batters in a game in relief:** Nick DeSantis (Feb. 28, 2017 vs. New Orleans) (10)

**Pitched a complete-game loss:** Tyler Carr (May 18, 2018 at Troy) (8 inn.)  
**Pitched a seven-inning complete game:** Jarron Cito (March 24, 2013 vs. UALR)  
**Pitched a seven-inning shutout:** Lance Baxter (March 27, 2010 at Middle Tennessee)  
**Pitched a nine-inning complete game:** Jared Proctor (May 25, 2018, vs. Georgia Southern)  
**Pitched a nine-inning shutout:** Kevin Hill (May 8, 2015, at Louisiana-Lafayette)  
**Pitched more than nine innings in a loss:** P.J. Walters (May 24, 2006 vs. Middle Tennessee) (9.2 inn.)  
**Pitched more than nine innings in a win:** P.J. Walters (May 16, 2006 at Florida State) (11.0 inn.)  
**Pitched more than nine scoreless innings in a game:** P.J. Walters (April 21, 2006 vs. Middle Tennessee) (10.0 inn.)  
**Pitched two shutouts in an SBC season:** Kevin Hill (April 24 & May 8, 2015)  
**Pitched back-to-back complete games:** Kevin Hill (April 24 & May 1, 2015) (May 1 & May 8, 2015)  
**Pitched three consecutive complete games:** Kevin Hill (April 24, May 1, & May 8, 2015)

**Recorded a save in all three games of a series:** Lance Baxter (April 17-19, 2009 at Louisiana)  
**Recorded a save in four straight appearances:** Kyle Bartsch (April 6-23, 2013) (5)

## THE LAST TIME A SOUTH ALABAMA TEAM...

**Had seven or more doubles in a game:** March 18, 2017 (at Georgia Southern) (7)

**Had nine or more doubles in a game:** April 15, 2006 (at UALR) (9)

**Had 10 or more doubles in a game:** Not since 2003

**Hit for the cycle in an inning:** May 9, 2009 (vs. Florida International, 4th inn.)

**Had back-to-back home runs:** Feb. 15, 2019 at No. 14 Clemson (Ethan Wilson and Wells Davis)

**Had back-to-back home runs twice in a game:** April 5, 2008 (vs. FAU)

**Hit two or more home runs in an inning:** Feb. 23, 2019 (vs. Tennessee Tech, Santi Montiel & Wells Davis, B1)

**Hit three or more home runs in an inning:** May 12, 2013 (at Louisiana-Lafayette) (3)

**Hit four or more home runs in an inning:** Not since 2004

**Hit four or more home runs in a game:** May 11, 2018 (vs. UT-Arlington) (4)

**Hit five or more home runs in a game:** April 22, 2008 (vs. Jackson State) (6)

**Hit grand slams in consecutive games:** Feb. 18, 2017 vs. Eastern Illinois (Davis, Paparella & Luft)

**Hit four or more grand slams in a season:** 2017 (Paparella, 2; Davis 2; Luft, Swaggerty & Barnes)

**Hit five or more grand slams in a season:** 2017 (Paparella, 2; Davis 2; Luft, Swaggerty & Barnes)

**Hit six or more grand slams in a season:** 2017 (Paparella, 2; Davis 2; Luft, Swaggerty & Barnes)

**Hit seven or more grand slams in a season:** 2017 (Paparella, 2; Davis, 2; Luft, Swaggerty & Barnes)

**Homered in four or more consecutive games:** May 11-15, 2018 (4, 8 HR)

**Homered in five or more consecutive games:** March 31 - April 11, 2017 (8, 14 HR)

**Homered in six or more consecutive games:** March 31 - April 11, 2017 (8, 14 HR)

**Homered in seven or more consecutive games:** March 31 - April 11, 2017 (8, 14 HR)

**Homered in eight or more consecutive games:** March 31 - April 11, 2017 (8, 14 HRs)

**Homered in nine or more consecutive games:** Feb. 21-March 3, 2007 (9, 18 HRs)

**Homered in 10 or more consecutive games:** March 4, 2003-March 18, 2003 (10, 21 HRs)

**Scored 15 or more runs in a game:** March 8, 2019 (vs. Sacred Heart) (16)

**Scored 20 or more runs in a game:** May 13, 2017 (at Appalachian State) (24)

**Scored 20 or more runs in a road game:** May 13, 2017 (at Appalachian State) (24)

**Scored 25 or more runs in a game:** Feb. 18, 2017 (vs. Eastern Illinois) (32)

**Scored 10 or more runs in a loss:** Feb. 27, 2016 (vs. Western Kentucky) (10)

**Scored 7 or more runs in an inning:** March 8, 2019 (vs. Sacred Heart, 3rd inn.) (10)

**Scored 8 or more runs in an inning:** March 8, 2019 (vs. Sacred Heart, 3rd inn.) (10)

**Scored 9 or more runs in an inning:** March 8, 2019 (vs. Sacred Heart, 3rd inn.) (10)

**Scored 10 or more runs in an inning:** March 8, 2019 (vs. Sacred Heart, 3rd inn.) (10)

**Scored 11 or more runs in an inning:** Feb. 21, 2012 (vs. Jackson State, 2nd inn.) (11)

**Scored 12 or more runs in an inning:** March 17, 2004 (vs. Eastern Ill.) (12, 7th inn.)

**Scored 13 or more runs in an inning:** May 11, 2003 (vs. New Mexico State) (13, 4th inn.)

**Allowed 10 or more runs in a win:** April 20, 2018 (at Texas State) (10)

**Allowed 15 or more runs in a win:** April 22, 2009 (vs. No. 22 Alabama) (16)

**Allowed 20 or more runs in a game:** May 9, 2009 (vs. Florida International) (21)

**Allowed 5 or more runs in the first inning:** March 31, 2015 (vs. Mississippi State) (5)

**Allowed four or more home runs in a game:** May 15, 2018 (at SE Louisiana) (4)

**Allowed five or more home runs in a game:** June 5, 2016 (vs. Florida State) (6)

**Struck out 10 or more times in a game:** March 2, 2019 (vs. Alabama) (17)

**Struck out 15 or more times in a game:** March 2, 2019 (vs. Alabama) (17)

**Walked 10 or more times in a game:** March 8, 2019 (vs. Sacred Heart) (16)

**Had seven or more hit batters in a game:** Feb. 18, 2017 (vs. Eastern Illinois) (7)

**Hit seven or more batters in a game:** May 5, 2018 (at Arkansas State) (7)

**Had 10 or more hits in a game, all singles:** March 12, 2016 (vs. Little Rock) (15)

**Had 15 or more hits in a game, all singles:** March 12, 2016 (vs. Little Rock) (15)

**Had 15 or more hits in a game:** May 25, 2018 (vs. Georgia Southern) (15)

**Had 20 or more hits in a win:** May 13, 2017 (at Appalachian State) (25)

**Had 20 or more hits in a loss:** April 4, 2009 (at Florida Atlantic) (21)

**Had 10 or more extra-base hits in a game:** April 22, 2008 (vs. Jackson State) (10 - 4 2Bs, 6 HRs)

**Had 14 or more extra-base hits in a game:** April 15, 2006 (at UALR) (14 - 9 2Bs, 1 3B, 4 HRs)

**Had all nine starters hit safely:** May 25, 2018 (vs. Georgia Southern)

**Had all nine starters record multiple-hit games:** March 6, 2011 (vs. Washington State)

**Had all nine starters score a run in a game:** May 13, 2017 (at Appalachian State)

**Won a game when being out-hit by five or more hits:** May 3, 2013 (vs. Middle Tennessee) (5, 12-17)

**Won a game when being out-hit by nine or more hits:** March 17, 2004 (vs. Eastern Illinois) (9, 15-24)

**Won a game with fewer than six hits:** Feb. 16, 2019 (at No. 14 Clemson) (5)

**Won a game with fewer than five hits:** Feb. 26, 2013 (at Jacksonville State) (2)

**Stole five or more bases in a game:** Feb. 22, 2017 (vs. Alabama A&M) (5)

**Stole six or more bases in a game:** March 13, 2016 (vs. Little Rock) (8)

**Stole seven or more bases in a game:** March 13, 2016 (vs. Little Rock) (8)

**Was shut out:** April, 8, 2017 (at Coastal Carolina, 0-12)

**Shut out an opponent:** May 25, 2018 (vs. Georgia Southern, 12-0)

**Lost in a complete-game shutout:** April 8, 2017 (Zach Hopeck, RHP, Coastal Carolina) (0-12)

**Run-ruled an opponent:** May 25, 2018 (vs. Georgia Southern) (12-0)

**Run-ruled by an opponent:** April 8, 2018 (at Coastal Carolina) (0-12)



## QUICK FACTS

### GENERAL

Name:..... University of South Alabama  
City/State..... Mobile, Ala.  
Founded ..... 1963  
Enrollment..... 14,834  
Nickname..... Jaguars  
School Colors..... Blue, Red and White  
Stadium (Capacity) ..... Stanky Field (3,775)  
Dimensions ..... 330-400-330  
Affiliation..... NCAA Division I  
Conference ..... Sun Belt  
President..... Dr. Tony G. Waldrop (North Carolina, '74)  
Athletics Director..... Dr. Joel Erdmann (South Dakota State, '86)  
Athletic Office..... 251-460-7121  
Athletics Ticket Office..... 251-461-1USA (1872)

### STRATEGIC COMMUNICATIONS

Associate Athletic Director ..... Brian Fremund  
Office..... 251-414-8032  
Cell ..... 251-623-3191  
E-mail ..... bfremund@southalabama.edu  
Assistant Director (Baseball Contact) ..... Charlie Nichols  
Office..... 251-414-8017  
Cell ..... 251-751-9788  
E-mail ..... charlesnichols@southalabama.edu  
Assistant Directors..... Kevin Beasley, Matt Horne  
Assistants..... John Durgee, Jessica Gordy  
Office Fax..... 251-460-7297  
Mailing Address..... 1209 Mitchell Center  
Mobile, AL 36688  
Athletics Website..... USAJaguars.com  
On Twitter..... @WeAreSouth\_JAGS / @WeAre-South\_BSB  
On Facebook..... USA Jaguar Sports

### HISTORY

First Season of Competition ..... 1965  
Overall Record ..... 1862-1069-3 (54 years)  
Years in NCAA Tournament/Last ..... 27/2017  
NCAA Postseason Record ..... 38-54  
Last Postseason Opponent ..... Mississippi State  
Result ..... L, 3-7, NCAA Hattiesburg (Miss.) Regional  
Sun Belt Championships..... 16  
Last Conference Title ..... 2016

### COACHING STAFF

Head Coach ..... Mark Calvi (Nova Southeastern [Fla.], 1991)  
Record at USA (Years)..... 239-175 (7)  
Career Record (Years)..... Same  
Best Time To Contact Coach..... contact SID  
USA Assistant Coaches:  
Brad Phillips (Troy [Ala.], 2004)  
Chris Prothro (Arkansas State, 2005)  
Alan Luckie (Spring Hill, 1984)  
Director of Operations..... Andrew Carden (Cumberland [Tenn.], 2006)  
Strength and Conditioning Coach..... Dew Spicher (Duquesne [Pa.], 2015)  
Athletic Trainer ..... Chris McDonald (North Florida, 2007)  
Baseball Office Phone..... 251-460-6876

### TEAM INFORMATION

2018 Record ..... 32-25  
2018 Conference Record (finish)..... 18-11 (3rd - East Division)  
2018 Final Ranking (poll) ..... None  
Letterwinners Returning / Lost..... 22/12  
Position starters Returning / Lost ..... 4/5  
Pitchers Returning / Lost ..... 14/4  
Starting pitchers Returning/Lost ..... 3/1

## MEDIA INFORMATION

### MEDIA CREDENTIALS

Please contact Charlie Nichols in the University of South Alabama Athletic Media Relations office, 1209 Mitchell Center, Mobile, AL 36688, for media credential requests. He can be reached by phone at (251) 414-8017, by fax at (251) 460-7297 or by e-mail at charlesnichols@southalabama.edu.

### POSTGAME INTERVIEWS

All postgame interviews will be conducted on the field following a cooling-off period. At no time will members of the media be granted access to the Jon Lieber Clubhouse. Charlie Nichols will take interview requests in the press box and will escort members of the media to the field for interviews.

### STANKY FIELD PRESS BOX

The press box at Stanky Field is equipped with free wireless internet for working media. Additionally, the press box is equipped to accommodate visiting radio broadcasts. Please contact Charlie Nichols to make arrangements for your broadcast. All South Alabama home baseball games are webcast through the All-Access section at the official website of USA athletics, USAJaguars.com.

### INTERVIEW REQUESTS

Interviews must be arranged in advance through the athletic media relations office. Players are generally available up to 15 minutes before practice and immediately following practice. Phone interviews are also available upon request. Interviews on gamedays will only take place after the conclusion of the contest.



**2019 South Alabama Baseball**  
**Overall Statistics for South Alabama (as of Mar 11, 2019)**  
**(All games Sorted by Batting avg)**



Record: 8-5 Home: 7-3 Away: 1-2 Sun Belt: 0-0

Player	avg	gp-gs	ab	r	h	2b	3b	hr	rbi	tb	slg%	bb	hp	so	gdp	ob%	sf	sh	sb-att	po	a	e	fld%
34 Wilson, Ethan	.457	13-13	46	15	21	3	1	3	18	35	.761	10	3	7	0	.567	1	0	2-3	31	2	1	.971
14 Perkins, Carter	.311	13-13	45	10	14	2	0	0	10	16	.356	9	1	11	0	.436	0	0	0-0	63	15	0	1.000
37 Shell, Bennett	.275	11-10	40	8	11	1	0	1	5	15	.375	6	0	11	0	.370	0	1	0-0	12	1	1	.929
6 Montiel, Santi	.256	13-13	43	10	11	3	1	1	6	19	.442	8	0	13	1	.365	1	1	0-0	21	23	2	.957
31 Aberouette, Felix	.250	13-11	40	5	10	2	0	3	12	21	.525	8	0	13	0	.367	1	0	0-0	36	3	0	1.000
15 DeLaTorre, Kaleb	.231	13-13	52	12	12	4	1	1	5	21	.404	5	1	10	1	.305	1	0	0-0	5	20	1	.962
38 Davis, Wells	.208	13-13	48	8	10	1	0	3	12	20	.417	10	2	14	1	.361	1	0	0-0	96	3	0	1.000
-----																							
25 Sandle, Michael	.294	9-5	17	5	5	0	2	0	4	9	.529	2	1	4	0	.348	3	2	2-3	18	0	1	.947
44 Auerbach, Brandon	.278	8-7	18	7	5	1	0	0	5	6	.333	7	1	5	0	.500	0	3	1-1	12	16	1	.966
2 Lewis, Nick	.143	10-8	28	4	4	1	0	0	3	5	.179	5	2	11	0	.314	0	0	0-1	13	0	0	1.000
9 Dailey, Dakota	.125	8-4	16	1	2	0	0	0	0	2	.125	1	1	6	0	.222	0	0	1-1	5	11	0	1.000
23 Thomas, Colton	.125	10-5	16	1	2	0	0	0	1	2	.125	0	0	8	0	.125	0	0	1-1	5	0	1	.833
22 Stokes, Hunter	.000	3-2	4	0	0	0	0	0	0	0	.000	1	0	2	0	.200	0	0	0-0	2	3	0	1.000
20 Powers, Reid	.000	7-0	4	1	0	0	0	0	0	0	.000	2	0	2	0	.333	0	0	0-0	22	0	0	1.000
24 Paparella, Eddie	.000	1-0	0	0	0	0	0	0	0	0	.000	0	0	0	0	.000	0	0	0-0	0	0	0	.000
Totals	.257	13	417	87	107	18	5	12	81	171	.410	74	12	117	3	.378	8	7	7-10	345	105	9	.980
Opponents	.229	13	415	53	95	22	3	11	49	156	.376	65	11	127	6	.343	8	3	18-24	330	85	9	.979

LOB - Team (101), Opp (104). DPs turned - Team (10), Opp (4). IBB - Team (0), Opp (1).

**(All games Sorted by Earned run avg)**

Player	era	w-l	app	gs	cg	sho	sv	ip	h	r	er	bb	so	2b	3b	hr	b/avg	wp	hp	bk	sfa	sha	
8 Nightengale, Drake	1.74	2-0	4	4	0	0/0	0	20.2	9	4	4	16	26	2	0	0	.136	0	3	1	1	0	
17 Yarborough, Caleb	2.63	2-1	4	4	0	0/0	0	13.2	11	6	4	4	11	2	1	0	.220	0	0	0	1	0	
11 Booker, JoJo	4.66	1-2	4	4	0	0/0	0	19.1	18	11	10	15	21	7	0	1	.257	3	2	0	1	3	
-----																							
13 Greene, Zach	0.00	0-0	5	0	0	0/0	2	9.0	4	2	0	2	15	2	0	0	.125	0	0	0	0	0	
19 Arguelles, Andy	0.00	0-0	2	0	0	0/0	0	3.0	1	0	0	2	3	0	0	0	.100	0	0	0	0	0	
47 Harlan, Zach	0.00	0-0	2	0	0	0/0	0	1.1	2	0	0	1	2	1	0	0	.333	0	0	0	0	0	
33 Perez, Tyler	2.45	0-0	5	0	0	0/0	0	3.2	5	1	1	1	4	1	0	1	.313	0	0	0	0	0	
10 DeSantis, Nick	3.60	1-1	4	0	0	0/0	1	10.0	9	4	4	4	13	0	1	1	.243	2	0	0	1	0	
18 Dalton, Jase	3.68	1-0	3	0	0	0/0	0	7.1	10	3	3	3	8	3	0	2	.323	1	2	0	0	0	
30 Proctor, Jared	4.50	0-1	4	1	0	0/0	0	6.0	7	4	3	6	0	1	0	1	.318	0	1	0	1	0	
40 Lambert, Chase	4.50	0-0	2	0	0	0/0	0	4.0	3	2	2	1	7	1	0	1	.214	0	0	0	0	0	
36 Young, Zach	4.50	0-0	4	0	0	0/0	0	4.0	1	2	2	5	3	0	0	1	.091	0	1	0	0	0	
32 McBride, Patrick	4.50	0-0	2	0	0	0/0	0	2.0	2	1	1	1	2	0	0	0	.333	0	1	0	1	0	
16 Marra, Michael	4.50	0-0	1	0	0	0/0	0	2.0	1	1	1	0	1	0	0	0	.167	2	0	0	1	0	
28 Trussell, Tyler	6.75	1-0	3	0	0	0/0	0	4.0	4	3	3	3	4	1	1	0	.267	0	0	0	1	0	
21 Phillips, Hunter	10.12	0-0	3	0	0	0/0	0	2.2	3	3	3	0	5	1	0	0	.273	0	0	0	0	0	
39 Michael, Noah	18.00	0-0	1	0	0	0/0	0	1.0	2	2	2	0	1	0	0	1	.400	0	0	0	0	0	
43 Cheatwood, Joel	27.00	0-0	3	0	0	0/0	0	1.1	3	4	4	1	1	0	0	2	.429	0	1	0	0	0	
Totals	3.68	8-5	13	13	0	0/0	3	115.0	95	53	47	65	127	22	3	11	.229	8	11	1	8	3	
Opponents	6.22	5-8	13	13	0	0/0	2	110.0	107	87	76	74	117	18	5	12	.257	14	12	2	8	7	

PB - Team (2), Perkins 1, Powers 1, Opp (3). SBA/ATT - Perkins (12-18), Trussell (6-6), Booker (5-5), Aberouette (5-5), Nightengale (1-4), Dalton (2-2), Young (1-2), Yarborough (0-2), Perez (1-1), Powers (1-1), Proctor (1-1), Greene (1-1).



**2019 South Alabama Baseball**  
**Game Results for South Alabama (as of Mar 11, 2019)**  
**(All games)**



Date	Opponent	Score	Inns	Overall	Sun Belt	Pitcher of record	Attend	Time
Feb 15, 2019	at #14 Clemson	L 2-6	9	0-1-0	0-0-0	Proctor (L 0-1)	4435	2:59
Feb 16, 2019	at #14 Clemson-1	L 2-7	9	0-2-0	0-0-0	Booker (L 0-1)	-	3:01
Feb 16, 2019	at #14 Clemson-2	w 4-3	9	1-2-0	0-0-0	Dalton (W 1-0)	5678	2:44
Feb 23, 2019	TENNESSEE TECH-1	w 8-1	9	2-2-0	0-0-0	Nightengale (W 1-0)	-	2:59
Feb 23, 2019	TENNESSEE TECH-2	w 7-3	9	3-2-0	0-0-0	Trussell (W 1-0)	1537	2:43
Feb 24, 2019	TENNESSEE TECH	w 10-2	9	4-2-0	0-0-0	Yarborough (W 1-0)	1642	3:26
Mar 01, 2019	ALABAMA	L 3-7	9	4-3-0	0-0-0	DeSantis (L 0-1)	3013	2:59
Mar 02, 2019	ALABAMA-1	L 5-10	9	4-4-0	0-0-0	Booker (L 0-2)	-	3:12
Mar 02, 2019	ALABAMA-2	L 1-6	9	4-5-0	0-0-0	Yarborough (L 1-1)	2538	2:45
Mar 06, 2019	NICHOLLS STATE	w 6-3	9	5-5-0	0-0-0	DeSantis (W 1-1)	1349	3:11
Mar 08, 2019	SACRED HEART-1	w 16-1	9	6-5-0	0-0-0	Nightengale (W 2-0)	-	3:08
Mar 08, 2019	SACRED HEART-2	w 12-2	9	7-5-0	0-0-0	Booker (W 1-2)	1409	2:58
Mar 09, 2019	SACRED HEART	w 11-2	9	8-5-0	0-0-0	Yarborough (W 2-1)	1410	2:41

\* = Conference game

() extra inning game



**2019 South Alabama Baseball  
Games Summary for South Alabama (as of Mar 11, 2019)  
(All games)**



<b>Score by innings</b>	<b>1</b>	<b>2</b>	<b>3</b>	<b>4</b>	<b>5</b>	<b>6</b>	<b>7</b>	<b>8</b>	<b>9</b>	<b>Total</b>
South Alabama	8	7	20	18	6	4	13	10	1	87
Opponents	5	7	0	4	12	7	6	10	2	53

**Record when ...**

Overall	8-5	After 6 leading	8-0
Conference	0-0	..... trailing	0-4
Non-Conference	8-5	..... tied	0-1
Home games	7-3	After 7 leading	8-0
Away games	1-2	..... trailing	0-5
Neutral site	0-0	..... tied	0-0
Day games	6-3	After 8 leading	8-0
Night games	2-2	..... trailing	0-5
vs Left starter	4-0	..... tied	0-0
vs Right starter	4-5		
1-Run games	1-0	Hit 0 home runs	3-2
2-Run games	0-0	... 1 home run	2-2
5+Run games	5-3	... 2+ home runs	3-1
Extra innings	0-0		
Shutouts	0-0	Opponent 0 home runs	5-2
		..... 1 home run	2-0
		..... 2+ HRs	1-3
Scoring 0-2 runs	0-3		
..... 3-5 runs	1-2		
..... 6-9 runs	3-0	Made 0 errors	4-2
..... 10+ runs	4-0	... 1 error	3-2
		... 2+ errors	1-1
Opponent 0-2 runs	5-0		
..... 3-5 runs	3-0	Opp. made 0 errors	2-4
..... 6-9 runs	0-4	..... 1 error	5-1
..... 10+ runs	0-1	..... 2+ errors	1-0
Scored in 1st inning	4-1	Out-hit opponent	6-2
Opp. scored in 1st	3-1	Out-hit by opponent	1-3
Scores first	4-2	Hits are tied	1-0
Opp. scores first	4-3		

**Record when team scores:**

Runs	0	1	2	3	4	5	6	7	8	9	10+
W-L	0-0	0-1	0-2	0-1	1-0	0-1	1-0	1-0	1-0	0-0	4-0

**Record when opponent scores:**

Runs	0	1	2	3	4	5	6	7	8	9	10+
W-L	0-0	2-0	3-0	3-0	0-0	0-0	0-2	0-2	0-0	0-0	0-1

**Record when leading after:**

Inn.	1	2	3	4	5	6	7	8
W-L	3-1	4-0	5-2	8-2	7-1	8-0	8-0	8-0

**Record when trailing after:**

Inn.	1	2	3	4	5	6	7	8
W-L	2-1	1-3	0-2	0-2	0-4	0-4	0-5	0-5

**Record when tied after:**

Inn.	1	2	3	4	5	6	7	8
W-L	3-3	3-2	3-1	0-1	1-0	0-1	0-0	0-0

Current winning streak: 4  
 Longest winning streak: 4  
 Longest losing streak: 3

Home attendance : 12898 ( 7 dates avg = 1842 )  
 Away attendance : 10113 ( 2 dates avg = 5056 )  
 Total attendance: 23011 ( 9 dates avg = 2556 )



**2019 South Alabama Baseball**  
**Team Game-by-Game for South Alabama (as of Mar 11, 2019)**  
**Batting (All games)**

Date	Opponent	ab	r	h	rbi	2b	3b	hr	tb	bb	ibb	sb	cs	hbp	sac	sf	gdp	k	po	a	e	lob	avg
Feb 15	at Clemson	32	2	7	2	1	0	2	14	1	0	0	1	0	1	0	0	7	24	9	0	5	.219
Feb 16	at Clemson	33	2	6	2	1	1	1	12	2	0	0	0	0	0	0	0	15	24	3	0	6	.200
Feb 16	at Clemson	31	4	5	4	1	1	1	11	2	0	0	0	1	0	0	0	15	27	6	1	3	.188
Feb 23	TENNESSEE TECH	34	8	9	8	2	0	2	17	6	0	2	0	1	0	0	0	7	27	6	0	9	.208
Feb 23	TENNESSEE TECH	35	7	10	7	0	0	2	16	2	0	1	0	1	0	0	0	8	27	8	0	7	.224
Feb 24	TENNESSEE TECH	30	10	11	8	1	1	0	14	11	0	2	1	3	4	0	1	8	27	10	0	14	.246
Mar 01	ALABAMA	32	3	5	3	1	0	1	9	1	0	0	0	0	0	0	0	7	27	7	1	3	.233
Mar 02	ALABAMA	34	5	10	5	1	1	0	13	5	0	0	0	1	0	2	1	10	27	11	2	10	.241
Mar 02	ALABAMA	31	1	4	1	1	0	0	5	2	0	0	0	0	0	1	0	17	27	9	1	6	.229
Mar 06	NICHOLLS STATE	31	6	9	6	1	0	0	10	10	0	0	0	0	1	0	0	4	27	10	2	12	.235
Mar 08	SACRED HEART	33	16	10	16	3	0	2	19	16	0	1	0	2	0	2	0	4	27	7	1	13	.242
Mar 08	SACRED HEART	29	12	9	10	0	0	1	12	10	0	0	1	1	1	1	1	7	27	13	0	6	.247
Mar 09	SACRED HEART	32	11	12	9	5	1	0	19	6	0	1	0	2	0	2	0	8	27	6	1	7	.257
Totals		417	87	107	81	18	5	12	171	74	0	7	3	12	7	8	3	117	345	105	9	101	.257

**2019 South Alabama Baseball**  
**Team Game-by-Game for South Alabama (as of Mar 11, 2019)**  
**Pitching (All games)**

Date	Opponent	ip	h	r	er	bb	so	2b	3b	hr	wp	bk	hbp	dp	ibb	score	w-l	sv	era
Feb 15	at Clemson	8.0	6	6	6	8	10	0	0	2	1	1	2	1	0	2-6	0-1	0	6.75
Feb 16	at Clemson	8.0	5	7	7	12	7	1	0	2	0	0	2	0	1	2-7	0-2	0	7.31
Feb 16	at Clemson	9.0	7	3	3	2	15	3	0	2	0	0	1	0	0	4-3	1-2	1	5.76
Feb 23	TENNESSEE TECH	9.0	9	1	1	4	16	2	0	1	1	0	1	0	0	8-1	2-2	2	4.50
Feb 23	TENNESSEE TECH	9.0	9	3	3	5	11	3	0	0	2	0	0	0	0	7-3	3-2	2	4.19
Feb 24	TENNESSEE TECH	9.0	6	2	2	3	9	1	1	1	0	0	0	1	0	10-2	4-2	2	3.81
Mar 01	ALABAMA	9.0	9	7	7	10	7	2	1	0	0	0	0	2	0	3-7	4-3	2	4.28
Mar 02	ALABAMA	9.0	15	10	9	5	9	5	1	3	1	0	2	1	0	5-10	4-4	2	4.89
Mar 02	ALABAMA	9.0	11	6	4	3	9	4	0	0	1	0	1	1	0	1-6	4-5	2	4.78
Mar 06	NICHOLLS STATE	9.0	8	3	2	4	6	0	0	0	0	0	2	2	0	6-3	5-5	3	4.50
Mar 08	SACRED HEART	9.0	4	1	1	3	9	0	0	0	2	0	0	1	0	16-1	6-5	3	4.18
Mar 08	SACRED HEART	9.0	2	2	2	4	7	0	0	0	0	0	0	1	0	12-2	7-5	3	3.99
Mar 09	SACRED HEART	9.0	4	2	0	2	12	1	0	0	0	0	0	0	0	11-2	8-5	3	3.68
Totals		115.0	95	53	47	65	127	22	3	11	8	1	11	10	1	87-53	8-5	3	3.68



**2019 South Alabama Baseball**  
**Miscellaneous Stats for South Alabama (as of Mar 11, 2019)**  
**(All games)**



<b>Multiple Hit Games</b>	<b>2</b>	<b>3</b>	<b>4</b>	<b>5+</b>	<b>Total</b>
34 Wilson, Ethan	2	4	-	-	6
14 Perkins, Carter	5	-	-	-	5
37 Shell, Bennett	1	1	1	-	3
15 DeLaTorre, Kaleb	2	1	-	-	3
31 Aberouette, Felix	1	1	-	-	2
44 Auerbach, Brandon	1	-	-	-	1
25 Sandle, Michael	1	-	-	-	1
38 Davis, Wells	1	-	-	-	1
2 Lewis, Nick	1	-	-	-	1
<b>TEAM</b>	<b>15</b>	<b>7</b>	<b>1</b>	<b>0</b>	<b>23</b>

<b>Multiple RBI Games</b>	<b>2</b>	<b>3</b>	<b>4</b>	<b>5+</b>	<b>Total</b>
34 Wilson, Ethan	3	1	2	-	6
38 Davis, Wells	3	1	-	-	4
31 Aberouette, Felix	-	2	1	-	3
14 Perkins, Carter	1	1	-	-	2
44 Auerbach, Brandon	2	-	-	-	2
37 Shell, Bennett	1	-	-	-	1
15 DeLaTorre, Kaleb	-	1	-	-	1
2 Lewis, Nick	1	-	-	-	1
6 Montiel, Santi	1	-	-	-	1
25 Sandle, Michael	1	-	-	-	1
<b>TEAM</b>	<b>13</b>	<b>6</b>	<b>3</b>	<b>0</b>	<b>22</b>

<b>Hitting Streaks</b>	<b>Longest</b>	<b>Current</b>
6 Montiel, Santi	5	5
14 Perkins, Carter	5	-
15 DeLaTorre, Kaleb	4	4
38 Davis, Wells	4	4
34 Wilson, Ethan	4	4
31 Aberouette, Felix	3	3
44 Auerbach, Brandon	2	1
37 Shell, Bennett	2	2
9 Dailey, Dakota	2	-
2 Lewis, Nick	2	2
25 Sandle, Michael	1	1
23 Thomas, Colton	1	-

<b>Reached Base Streaks</b>	<b>Longest</b>	<b>Current</b>
34 Wilson, Ethan	13	13
6 Montiel, Santi	13	13
31 Aberouette, Felix	6	6
38 Davis, Wells	6	4
14 Perkins, Carter	6	6
37 Shell, Bennett	4	4
44 Auerbach, Brandon	4	4
15 DeLaTorre, Kaleb	4	4
2 Lewis, Nick	3	3
9 Dailey, Dakota	3	-
25 Sandle, Michael	3	1
20 Powers, Reid	1	-
23 Thomas, Colton	1	-
22 Stokes, Hunter	1	-



2019 South Alabama Baseball  
 Miscellaneous Stats for South Alabama (as of Mar 11, 2019)  
 (All games)



**Starting Lineup By Position**  
 (Team W-L record when starter)

PITCHER:		
11 Booker, JoJo	4	(2-2)
17 Yarborough, Caleb	4	(3-1)
8 Nightengale, Drake	4	(2-2)
30 Proctor, Jared	1	(1-0)
CATCHER:		
14 Perkins, Carter	9	(5-4)
31 Aberouette, Felix	4	(3-1)
FIRST BASE:		
38 Davis, Wells	13	(8-5)
SECOND BASE:		
44 Auerbach, Brandon	7	(6-1)
9 Dailey, Dakota	4	(2-2)
22 Stokes, Hunter	2	(0-2)
THIRD BASE:		
15 DeLaTorre, Kaleb	13	(8-5)
SHORTSTOP:		
6 Montiel, Santi	13	(8-5)
LEFT FIELD:		
34 Wilson, Ethan	13	(8-5)
CENTER FIELD:		
2 Lewis, Nick	8	(6-2)
25 Sandle, Michael	3	(2-1)
23 Thomas, Colton	2	(0-2)
RIGHT FIELD:		
37 Shell, Bennett	10	(5-5)
25 Sandle, Michael	2	(2-0)
23 Thomas, Colton	1	(1-0)
DESIGNATED HITTER:		
31 Aberouette, Felix	7	(5-2)
14 Perkins, Carter	4	(3-1)
23 Thomas, Colton	2	(0-2)

**Starting Lineup By Lineup Spot**  
 (Team W-L record when starter)

LEADOFF:		
37 Shell, Bennett	10	(5-5)
6 Montiel, Santi	2	(2-0)
25 Sandle, Michael	1	(1-0)
2ND SPOT:		
34 Wilson, Ethan	13	(8-5)
3RD SPOT:		
38 Davis, Wells	7	(4-3)
15 DeLaTorre, Kaleb	5	(3-2)
14 Perkins, Carter	1	(1-0)
CLEANUP:		
14 Perkins, Carter	11	(7-4)
31 Aberouette, Felix	2	(1-1)
5TH SPOT:		
38 Davis, Wells	5	(4-1)
15 DeLaTorre, Kaleb	4	(2-2)
31 Aberouette, Felix	3	(2-1)
14 Perkins, Carter	1	(0-1)
6TH SPOT:		
31 Aberouette, Felix	5	(5-0)
15 DeLaTorre, Kaleb	3	(2-1)
2 Lewis, Nick	3	(1-2)
6 Montiel, Santi	1	(0-1)
38 Davis, Wells	1	(0-1)
7TH SPOT:		
6 Montiel, Santi	8	(6-2)
23 Thomas, Colton	3	(0-3)
2 Lewis, Nick	1	(1-0)
15 DeLaTorre, Kaleb	1	(1-0)
8TH SPOT:		
2 Lewis, Nick	4	(4-0)
25 Sandle, Michael	3	(2-1)
23 Thomas, Colton	2	(1-1)
6 Montiel, Santi	2	(0-2)
9 Dailey, Dakota	1	(1-0)
31 Aberouette, Felix	1	(0-1)
9TH SPOT:		
44 Auerbach, Brandon	7	(6-1)
9 Dailey, Dakota	3	(1-2)
22 Stokes, Hunter	2	(0-2)
25 Sandle, Michael	1	(1-0)







2019 South Alabama Baseball  
Season Game Highs for South Alabama (as of Mar 11, 2019)  
(All games)

TEAM GAME HIGHS

Batting

At bats:	35	-	vs Tennessee Tech (Feb 23, 2019)
Runs scored:	16	-	vs Sacred Heart (Mar 08, 2019)
Hits:	12	-	vs Sacred Heart (Mar 09, 2019)
RBIs:	16	-	vs Sacred Heart (Mar 08, 2019)
Doubles:	5	-	vs Sacred Heart (Mar 09, 2019)
Triples:	1	-	(5 times )
Home runs:	2	-	(4 times )
Total bases:	19	-	vs Sacred Heart (Mar 08, 2019)
	19	-	vs Sacred Heart (Mar 09, 2019)
Walks:	16	-	vs Sacred Heart (Mar 08, 2019)
Strikeouts:	17	-	vs Alabama (Mar 02, 2019)
Sac hits:	4	-	vs Tennessee Tech (Feb 24, 2019)
Sac flies:	2	-	vs Alabama (Mar 02, 2019)
	2	-	vs Sacred Heart (Mar 08, 2019)
	2	-	vs Sacred Heart (Mar 09, 2019)
Stolen bases:	2	-	vs Tennessee Tech (Feb 23, 2019)
	2	-	vs Tennessee Tech (Feb 24, 2019)
Hit by pitch:	3	-	vs Tennessee Tech (Feb 24, 2019)
Caught stealing:	1	-	at Clemson (Feb 15, 2019)
	1	-	vs Tennessee Tech (Feb 24, 2019)
	1	-	vs Sacred Heart (Mar 08, 2019)
Runners LOB:	14	-	vs Tennessee Tech (Feb 24, 2019)
Hit into DP:	2	-	vs Sacred Heart (Mar 08, 2019)

Fielding

Putouts:	27	-	(11 times )
Assists:	13	-	vs Sacred Heart (Mar 08, 2019)
Errors:	2	-	vs Alabama (Mar 02, 2019)
	2	-	vs Nicholls State (Mar 06, 2019)
Passed balls:	1	-	vs Alabama (Mar 02, 2019)
	1	-	vs Sacred Heart (Mar 08, 2019)
DPs turned:	2	-	vs Alabama (Mar 01, 2019)
	2	-	vs Nicholls State (Mar 06, 2019)

Pitching

Innings pitched:	9.0	-	(11 times )
Runs allowed:	10	-	vs Alabama (Mar 02, 2019)
Earned runs:	9	-	vs Alabama (Mar 02, 2019)
Walks allowed:	12	-	at Clemson (Feb 16, 2019)
Strikeouts:	16	-	vs Tennessee Tech (Feb 23, 2019)
Hits allowed:	15	-	vs Alabama (Mar 02, 2019)
Doubles allowed:	5	-	vs Alabama (Mar 02, 2019)
Triples allowed:	1	-	vs Tennessee Tech (Feb 24, 2019)
	1	-	vs Alabama (Mar 01, 2019)
	1	-	vs Alabama (Mar 02, 2019)
Homers allowed:	3	-	vs Alabama (Mar 02, 2019)
Wild pitches:	2	-	vs Tennessee Tech (Feb 23, 2019)
	2	-	vs Sacred Heart (Mar 08, 2019)



2019 South Alabama Baseball  
Season Game Highs for South Alabama (as of Mar 11, 2019)  
(All games)



INDIVIDUAL GAME HIGHS

Batting

At bats:	5	-	(9 times )
Runs scored:	3	-	(9 times )
Hits:	4	-	Shell, Bennett vs Tennessee Tech (Feb 24, 2019)
RBIs:	4	-	Aberouette, Felix vs Tennessee Tech (Feb 23, 2019)
	4	-	Wilson, Ethan vs Sacred Heart (Mar 08, 2019)
	4	-	Wilson, Ethan vs Sacred Heart (Mar 09, 2019)
Doubles:	1	-	(18 times )
Triples:	1	-	(5 times )
Home runs:	1	-	(12 times )
Total bases:	6	-	(5 times )
Walks:	3	-	Montiel, Santi vs Tennessee Tech (Feb 24, 2019)
	3	-	Auerbach, Brandon vs Sacred Heart (Mar 08, 2019)
	3	-	Davis, Wells vs Sacred Heart (Mar 08, 2019)
Strikeouts:	3	-	(8 times )
Sac hits:	2	-	Auerbach, Brandon vs Tennessee Tech (Feb 24, 2019)
	2	-	Sandle, Michael vs Tennessee Tech (Feb 24, 2019)
Sac flies:	2	-	Sandle, Michael vs Sacred Heart (Mar 08, 2019)
Stolen bases:	1	-	(7 times )
Hit by pitch:	1	-	(12 times )
Caught stealing:	1	-	Wilson, Ethan at Clemson (Feb 15, 2019)
	1	-	Sandle, Michael vs Tennessee Tech (Feb 24, 2019)
	1	-	Lewis, Nick vs Sacred Heart (Mar 08, 2019)
Runners LOB:	5	-	DeLaTorre, Kaleb vs Tennessee Tech (Feb 24, 2019)
	5	-	Aberouette, Felix vs Nicholls State (Mar 06, 2019)

Fielding

Putouts:	14	-	Aberouette, Felix at Clemson (Feb 16, 2019)
Assists:	6	-	Auerbach, Brandon vs Sacred Heart (Mar 08, 2019)
Errors:	1	-	(9 times )
Passed balls:	1	-	Perkins, Carter vs Alabama (Mar 02, 2019)
	1	-	Powers, Reid vs Sacred Heart (Mar 08, 2019)

Pitching

Innings pitched:	6.1	-	Booker, JoJo vs Sacred Heart (Mar 08, 2019)
Runs allowed:	4	-	Yarborough, Caleb vs Alabama (Mar 02, 2019)
Earned runs:	4	-	Yarborough, Caleb vs Alabama (Mar 02, 2019)
Walks allowed:	7	-	Nightengale, Drake vs Alabama (Mar 01, 2019)
Strikeouts:	10	-	Booker, JoJo vs Tennessee Tech (Feb 23, 2019)
Hits allowed:	9	-	Booker, JoJo vs Alabama (Mar 02, 2019)
Doubles allowed:	4	-	Booker, JoJo vs Alabama (Mar 02, 2019)
Triples allowed:	1	-	Yarborough, Caleb vs Tennessee Tech (Feb 24, 2019)
	1	-	DeSantis, Nick vs Alabama (Mar 01, 2019)
	1	-	Trussell, Tyler vs Alabama (Mar 02, 2019)
Homers allowed:	1	-	(11 times )
Wild pitches:	2	-	Booker, JoJo vs Tennessee Tech (Feb 23, 2019)
	2	-	Marra, Michael vs Sacred Heart (Mar 08, 2019)
Hit batters:	2	-	Nightengale, Drake at Clemson (Feb 15, 2019)
	2	-	Booker, JoJo at Clemson (Feb 16, 2019)

**2019 South Alabama Baseball  
Individual Game-by-Game for South Alabama (as of Mar 09, 2019)**

**#31 Aberouette, Felix - 13 games (All games)**

Date	Opponent	Pos	AB	R	H	RBI	2B	3B	HR	BB	SB	CS	HBP	SAC	SF	GDP	K	PO	A	E	Avg	
Feb 15	at Clemson	ph	1	0	0	0	0	0	0	0	0	0	0	0	0	0	0	0	0	0	0	.000
Feb 16	at Clemson-1	ph/dh	2	0	0	0	0	0	0	0	0	0	0	0	0	0	1	0	0	0	0	.000
Feb 16	at Clemson-2	*c	4	1	2	3	1	0	1	0	0	0	0	0	0	0	1	14	1	0	0	.286
Feb 23	TENNESSEE TECH-1	*dh	2	0	0	0	0	0	0	2	0	0	0	0	0	0	1	0	0	0	0	.222
Feb 23	TENNESSEE TECH-2	*c	4	1	3	4	0	0	1	0	0	0	0	0	0	0	1	11	0	0	0	.385
Feb 24	TENNESSEE TECH	*dh	4	0	1	0	0	0	0	1	0	0	0	0	0	0	1	0	0	0	0	.353
Mar 01	ALABAMA	*dh	4	0	0	0	0	0	0	0	0	0	0	0	0	0	3	0	0	0	0	.286
Mar 02	ALABAMA-1	*dh	3	0	1	1	0	0	0	0	0	0	0	0	1	0	0	0	0	0	0	.292
Mar 02	ALABAMA-2	*c	2	0	0	0	0	0	0	1	0	0	0	0	0	0	1	6	1	0	0	.269
Mar 06	NICHOLLS STATE	*dh	4	0	0	0	0	0	0	1	0	0	0	0	0	0	1	0	0	0	0	.233
Mar 08	SACRED HEART-1	*dh	3	2	1	3	0	0	1	2	0	0	0	0	0	0	0	0	0	0	0	.242
Mar 08	SACRED HEART-2	*c	3	1	1	0	0	0	0	1	0	0	0	0	0	0	2	5	1	0	0	.250
Mar 09	SACRED HEART	*dh	4	0	1	1	1	0	0	0	0	0	0	0	0	0	1	0	0	0	0	.250
Totals		11gs	40	5	10	12	2	0	3	8	0	0	0	0	1	0	13	36	3	0	0	.250

On base pct. .367 • Slugging pct. .525

**#19 Arguelles, Andy - 2 appearances (All games)**

Date	Opponent	GS	IP	H	R	ER	BB	SO	2B	3B	HR	WP	BK	HBP	IBB	Score	W-L	Sv	ERA	NP
Mar 02	ALABAMA-1		1.2	1	0	0	1	2	0	0	0	0	0	0	0	5-10	0-0	0	0.00	30
Mar 08	SACRED HEART-2		1.1	0	0	0	1	1	0	0	0	0	0	0	0	12-2	0-0	0	0.00	27
Totals		0	3.0	1	0	0	2	3	0	0	0	0	0	0	0	17-12	0-0	0	0.00	-

**#44 Auerbach, Brandon - 8 games (All games)**

Date	Opponent	Pos	AB	R	H	RBI	2B	3B	HR	BB	SB	CS	HBP	SAC	SF	GDP	K	PO	A	E	Avg	
Feb 23	TENNESSEE TECH-1	ph/3b	1	0	0	0	0	0	0	0	0	0	0	0	0	0	0	0	0	0	0	.000
Feb 23	TENNESSEE TECH-2	*2b	4	0	1	0	0	0	0	0	0	0	0	0	0	0	2	0	3	0	0	.200
Feb 24	TENNESSEE TECH	*2b	2	2	1	2	0	0	0	0	0	0	1	2	0	0	0	2	3	0	0	.286
Mar 01	ALABAMA	*2b	3	0	0	0	0	0	0	0	0	0	0	0	0	0	2	0	1	1	0	.200
Mar 06	NICHOLLS STATE	*2b	2	0	0	0	0	0	0	1	0	0	0	1	0	0	0	3	1	0	0	.167
Mar 08	SACRED HEART-1	*2b/ss	2	2	2	1	0	0	3	1	0	0	0	0	0	0	0	2	2	0	0	.286
Mar 08	SACRED HEART-2	*2b	3	1	0	0	0	0	0	1	0	0	0	0	0	0	1	2	6	0	0	.235
Mar 09	SACRED HEART	*2b	1	2	1	2	1	0	0	2	0	0	0	0	0	0	0	3	0	0	0	.278
Totals		7gs	18	7	5	5	1	0	7	1	0	1	3	0	0	0	5	12	16	1	0	.278

On base pct. .500 • Slugging pct. .333

**#11 Booker, JoJo - 2 games (All games)**

Date	Opponent	Pos	AB	R	H	RBI	2B	3B	HR	BB	SB	CS	HBP	SAC	SF	GDP	K	PO	A	E	Avg	
Mar 02	ALABAMA-1	*p	0	0	0	0	0	0	0	0	0	0	0	0	0	0	0	0	1	0	0	.000
Mar 08	SACRED HEART-2	*p	0	0	0	0	0	0	0	0	0	0	0	0	0	0	0	0	1	0	0	.000
Totals		2gs	0	0	0	0	0	0	0	0	0	0	0	0	0	0	0	0	2	0	0	.000

On base pct. .000 • Slugging pct. .000

**#11 Booker, JoJo - 4 appearances (All games)**

Date	Opponent	GS	IP	H	R	ER	BB	SO	2B	3B	HR	WP	BK	HBP	IBB	Score	W-L	Sv	ERA	NP
Feb 16	at Clemson-1	*	4.1	3	3	3	6	2	1	0	0	0	0	2	0	2-7	0-1	0	6.23	-
Feb 23	TENNESSEE TECH-2	*	4.1	4	3	3	5	10	2	0	0	2	0	0	0	7-3	0-1	0	6.23	83
Mar 02	ALABAMA-1	*	4.1	9	3	2	1	5	4	0	1	1	0	0	0	5-10	0-2	0	5.54	92
Mar 08	SACRED HEART-2	*	6.1	2	2	2	3	4	0	0	0	0	0	0	0	12-2	1-2	0	4.66	71
Totals		4	19.1	18	11	10	15	21	7	0	1	3	0	2	0	26-22	1-2	0	4.66	-

**2019 South Alabama Baseball  
Individual Game-by-Game for South Alabama (as of Mar 09, 2019)**

**#43 Cheatwood, Joel - 3 appearances (All games)**

Date	Opponent	GS	IP	H	R	ER	BB	SO	2B	3B	HR	WP	BK	HBP	IBB	Score	W-L	Sv	ERA	NP
Feb 16	at Clemson-1		0.1	1	2	2	1	0	0	0	1	0	0	0	0	2-7	0-0	0	54.00	-
Feb 23	TENNESSEE TECH-2		1.0	1	0	0	0	1	0	0	0	0	0	0	0	7-3	0-0	0	13.50	17
Mar 02	ALABAMA-1		0.0	1	2	2	0	0	0	0	1	0	0	1	0	5-10	0-0	0	27.00	9
Totals		0	1.1	3	4	4	1	1	0	0	2	0	0	1	0	14-20	0-0	0	27.00	-

**#9 Dailey, Dakota - 8 games (All games)**

Date	Opponent	Pos	AB	R	H	RBI	2B	3B	HR	BB	SB	CS	HBP	SAC	SF	GDP	K	PO	A	E	Avg
Feb 15	at Clemson	ph/2b	1	0	0	0	0	0	0	0	0	0	0	0	0	0	1	0	0	0	.000
Feb 16	at Clemson-1	ph/2b	1	0	0	0	0	0	0	0	0	0	0	0	0	0	0	0	0	0	.000
Feb 16	at Clemson-2	*2b	2	0	0	0	0	0	0	0	0	0	0	0	0	0	2	3	2	0	.000
Feb 23	TENNESSEE TECH-1	*2b	3	1	0	0	0	0	0	1	1	0	0	0	0	0	1	2	0	0	.000
Mar 02	ALABAMA-1	*2b	3	0	1	0	0	0	0	0	0	0	1	0	0	0	1	0	4	0	.100
Mar 02	ALABAMA-2	*2b	3	0	1	0	0	0	0	0	0	0	0	0	0	0	1	0	4	0	.154
Mar 08	SACRED HEART-1	2b	2	0	0	0	0	0	0	0	0	0	0	0	0	0	0	0	1	0	.133
Mar 09	SACRED HEART	ph/2b	1	0	0	0	0	0	0	0	0	0	0	0	0	0	0	0	0	0	.125
Totals		4gs	16	1	2	0	0	0	0	1	1	0	1	0	0	0	6	5	11	0	.125

On base pct. .222 • Slugging pct. .125

**#18 Dalton, Jase - 1 game (All games)**

Date	Opponent	Pos	AB	R	H	RBI	2B	3B	HR	BB	SB	CS	HBP	SAC	SF	GDP	K	PO	A	E	Avg
Feb 16	at Clemson-2	p	0	0	0	0	0	0	0	0	0	0	0	0	0	0	0	1	0	0	.000
Totals		0gs	0	0	0	0	0	0	0	0	0	0	0	0	0	0	0	1	0	0	.000

On base pct. .000 • Slugging pct. .000

**#18 Dalton, Jase - 3 appearances (All games)**

Date	Opponent	GS	IP	H	R	ER	BB	SO	2B	3B	HR	WP	BK	HBP	IBB	Score	W-L	Sv	ERA	NP
Feb 16	at Clemson-2		2.0	3	2	2	1	2	1	0	1	0	0	1	0	4-3	1-0	0	9.00	-
Feb 23	TENNESSEE TECH-1		1.0	3	1	1	1	2	1	0	1	0	0	0	0	8-1	1-0	0	9.00	28
Mar 02	ALABAMA-2		4.1	4	0	0	1	4	1	0	0	1	0	1	0	1-6	1-0	0	3.68	68
Totals		0	7.1	10	3	3	3	8	3	0	2	1	0	2	0	13-10	1-0	0	3.68	-

**#38 Davis, Wells - 13 games (All games)**

Date	Opponent	Pos	AB	R	H	RBI	2B	3B	HR	BB	SB	CS	HBP	SAC	SF	GDP	K	PO	A	E	Avg
Feb 15	at Clemson	*1b	3	1	1	1	0	0	1	1	0	0	0	0	0	0	1	9	0	0	.333
Feb 16	at Clemson-1	*1b	4	1	1	2	0	0	1	0	0	0	0	0	0	0	3	3	0	0	.286
Feb 16	at Clemson-2	*1b	3	1	0	0	0	0	0	0	0	0	1	0	0	0	2	4	1	0	.200
Feb 23	TENNESSEE TECH-1	*1b	5	1	1	1	0	0	1	0	0	0	0	0	0	0	2	8	0	0	.200
Feb 23	TENNESSEE TECH-2	*1b	3	0	1	0	0	0	0	1	0	0	0	0	0	0	0	8	0	0	.222
Feb 24	TENNESSEE TECH	*1b	4	0	0	0	0	0	0	1	0	0	1	0	0	1	2	9	0	0	.182
Mar 01	ALABAMA	*1b	4	0	0	0	0	0	0	0	0	0	0	0	0	0	0	8	0	0	.154
Mar 02	ALABAMA-1	*1b	3	0	1	2	0	0	0	1	0	0	0	0	1	0	1	11	0	0	.172
Mar 02	ALABAMA-2	*1b	4	0	0	0	0	0	0	0	0	0	0	0	0	0	1	9	0	0	.152
Mar 06	NICHOLLS STATE	*1b	5	0	1	1	0	0	0	0	0	0	0	0	0	0	1	7	1	0	.158
Mar 08	SACRED HEART-1	*1b	4	1	2	3	1	0	0	2	0	0	0	0	0	0	1	5	0	0	.190
Mar 08	SACRED HEART-2	*1b	2	2	1	2	0	0	0	3	0	0	0	0	0	0	0	10	1	0	.205
Mar 09	SACRED HEART	*1b	4	1	1	0	0	0	0	1	0	0	0	0	0	0	0	5	0	0	.208
Totals		13gs	48	8	10	12	1	0	3	10	0	0	2	0	1	1	14	96	3	0	.208

On base pct. .361 • Slugging pct. .417



**2019 South Alabama Baseball  
Individual Game-by-Game for South Alabama (as of Mar 09, 2019)**

**#15 DeLaTorre, Kaleb - 13 games (All games)**

Date	Opponent	Pos	AB	R	H	RBI	2B	3B	HR	BB	SB	CS	HBP	SAC	SF	GDP	K	PO	A	E	Avg
Feb 15	at Clemson	*3b	4	0	1	0	0	0	0	0	0	0	0	0	0	0	1	0	2	0	.250
Feb 16	at Clemson-1	*3b	4	0	0	0	0	0	0	0	0	0	0	0	0	0	1	1	1	0	.125
Feb 16	at Clemson-2	*3b	4	0	0	0	0	0	0	0	0	0	0	0	0	0	2	0	0	0	.083
Feb 23	TENNESSEE TECH-1	*3b	4	1	1	0	1	0	0	0	0	0	0	0	0	0	0	1	2	0	.125
Feb 23	TENNESSEE TECH-2	*3b	4	2	0	0	0	0	0	0	0	0	0	0	0	0	0	0	4	0	.100
Feb 24	TENNESSEE TECH	*3b	4	1	0	0	0	0	0	1	0	0	0	0	0	0	3	0	0	0	.083
Mar 01	ALABAMA	*3b	4	0	2	0	1	0	0	0	0	0	0	0	0	0	0	1	1	0	.143
Mar 02	ALABAMA-1	*3b	5	3	3	0	1	1	0	0	0	0	0	0	0	0	1	0	0	0	.212
Mar 02	ALABAMA-2	*3b	4	0	0	0	0	0	0	0	0	0	0	0	0	0	2	1	3	1	.189
Mar 06	NICHOLLS STATE	*3b	4	1	1	0	0	0	0	1	0	0	0	0	0	0	0	0	3	0	.195
Mar 08	SACRED HEART-1	*3b	5	1	1	1	0	0	0	1	0	0	0	0	0	0	0	1	1	0	.196
Mar 08	SACRED HEART-2	*3b	3	3	2	3	0	0	1	2	0	0	0	0	0	1	0	0	1	0	.224
Mar 09	SACRED HEART	*3b	3	0	1	1	1	0	0	0	0	0	1	0	1	0	0	0	2	0	.231
<b>Totals</b>		<b>13gs</b>	<b>52</b>	<b>12</b>	<b>12</b>	<b>5</b>	<b>4</b>	<b>1</b>	<b>1</b>	<b>5</b>	<b>0</b>	<b>0</b>	<b>1</b>	<b>0</b>	<b>1</b>	<b>1</b>	<b>10</b>	<b>5</b>	<b>20</b>	<b>1</b>	<b>.231</b>

On base pct. .305 • Slugging pct. .404

**#10 DeSantis, Nick - 1 game (All games)**

Date	Opponent	Pos	AB	R	H	RBI	2B	3B	HR	BB	SB	CS	HBP	SAC	SF	GDP	K	PO	A	E	Avg
Mar 06	NICHOLLS STATE	p	0	0	0	0	0	0	0	0	0	0	0	0	0	0	0	2	1	0	.000
<b>Totals</b>		<b>0gs</b>	<b>0</b>	<b>0</b>	<b>0</b>	<b>0</b>	<b>0</b>	<b>0</b>	<b>0</b>	<b>0</b>	<b>0</b>	<b>0</b>	<b>0</b>	<b>0</b>	<b>0</b>	<b>0</b>	<b>0</b>	<b>2</b>	<b>1</b>	<b>0</b>	<b>.000</b>

On base pct. .000 • Slugging pct. .000

**#10 DeSantis, Nick - 4 appearances (All games)**

Date	Opponent	GS	IP	H	R	ER	BB	SO	2B	3B	HR	WP	BK	HBP	IBB	Score	W-L	Sv	ERA	NP
Feb 15	at Clemson		2.1	4	3	3	1	4	0	0	1	1	0	0	0	2-6	0-0	0	11.57	-
Feb 23	TENNESSEE TECH-1		3.0	2	0	0	1	5	0	0	0	1	0	0	0	8-1	0-0	1	5.06	42
Mar 01	ALABAMA		1.2	1	1	1	2	1	0	1	0	0	0	0	0	3-7	0-1	1	5.14	35
Mar 06	NICHOLLS STATE		3.0	2	0	0	0	3	0	0	0	0	0	0	0	6-3	1-1	1	3.60	38
<b>Totals</b>		<b>0</b>	<b>10.0</b>	<b>9</b>	<b>4</b>	<b>4</b>	<b>4</b>	<b>13</b>	<b>0</b>	<b>1</b>	<b>1</b>	<b>2</b>	<b>0</b>	<b>0</b>	<b>0</b>	<b>19-17</b>	<b>1-1</b>	<b>1</b>	<b>3.60</b>	<b>-</b>

**#13 Greene, Zach - 5 appearances (All games)**

Date	Opponent	GS	IP	H	R	ER	BB	SO	2B	3B	HR	WP	BK	HBP	IBB	Score	W-L	Sv	ERA	NP
Feb 16	at Clemson-2		3.1	1	0	0	0	8	1	0	0	0	0	0	0	4-3	0-0	1	0.00	-
Feb 23	TENNESSEE TECH-2		1.0	0	0	0	0	0	0	0	0	0	0	0	0	7-3	0-0	1	0.00	15
Feb 24	TENNESSEE TECH		0.2	0	0	0	0	1	0	0	0	0	0	0	0	10-2	0-0	1	0.00	9
Mar 02	ALABAMA-2		3.0	2	2	0	1	4	1	0	0	0	0	0	0	1-6	0-0	1	0.00	52
Mar 06	NICHOLLS STATE		1.0	1	0	0	1	2	0	0	0	0	0	0	0	6-3	0-0	2	0.00	16
<b>Totals</b>		<b>0</b>	<b>9.0</b>	<b>4</b>	<b>2</b>	<b>0</b>	<b>2</b>	<b>15</b>	<b>2</b>	<b>0</b>	<b>0</b>	<b>0</b>	<b>0</b>	<b>0</b>	<b>0</b>	<b>28-17</b>	<b>0-0</b>	<b>2</b>	<b>0.00</b>	<b>-</b>

**#47 Harlan, Zach - 2 appearances (All games)**

Date	Opponent	GS	IP	H	R	ER	BB	SO	2B	3B	HR	WP	BK	HBP	IBB	Score	W-L	Sv	ERA	NP
Feb 24	TENNESSEE TECH		0.1	2	0	0	1	0	1	0	0	0	0	0	0	10-2	0-0	0	0.00	18
Mar 08	SACRED HEART-1		1.0	0	0	0	0	2	0	0	0	0	0	0	0	16-1	0-0	0	0.00	14
<b>Totals</b>		<b>0</b>	<b>1.1</b>	<b>2</b>	<b>0</b>	<b>0</b>	<b>1</b>	<b>2</b>	<b>1</b>	<b>0</b>	<b>0</b>	<b>0</b>	<b>0</b>	<b>0</b>	<b>0</b>	<b>26-3</b>	<b>0-0</b>	<b>0</b>	<b>0.00</b>	<b>-</b>

**#40 Lambert, Chase - 2 appearances (All games)**

Date	Opponent	GS	IP	H	R	ER	BB	SO	2B	3B	HR	WP	BK	HBP	IBB	Score	W-L	Sv	ERA	NP
Feb 24	TENNESSEE TECH		2.0	2	2	2	1	3	0	0	1	0	0	0	0	10-2	0-0	0	9.00	31
Mar 09	SACRED HEART		2.0	1	0	0	0	4	1	0	0	0	0	0	0	11-2	0-0	0	4.50	33
<b>Totals</b>		<b>0</b>	<b>4.0</b>	<b>3</b>	<b>2</b>	<b>2</b>	<b>1</b>	<b>7</b>	<b>1</b>	<b>0</b>	<b>1</b>	<b>0</b>	<b>0</b>	<b>0</b>	<b>0</b>	<b>21-4</b>	<b>0-0</b>	<b>0</b>	<b>4.50</b>	<b>-</b>

**2019 South Alabama Baseball  
Individual Game-by-Game for South Alabama (as of Mar 09, 2019)**

**#2 Lewis, Nick - 10 games (All games)**

Date	Opponent	Pos	AB	R	H	RBI	2B	3B	HR	BB	SB	CS	HBP	SAC	SF	GDP	K	PO	A	E	Avg
Feb 15	at Clemson	*of	4	0	0	0	0	0	0	0	0	0	0	0	0	0	2	1	0	0	.000
Feb 16	at Clemson-1	*of	4	0	0	0	0	0	0	0	0	0	0	0	0	0	2	1	0	0	.000
Feb 16	at Clemson-2	*of	4	0	0	0	0	0	0	0	0	0	0	0	0	0	2	0	0	0	.000
Feb 23	TENNESSEE TECH-1	*of	3	0	1	2	0	0	0	0	0	0	1	0	0	0	1	0	0	0	.067
Feb 23	TENNESSEE TECH-2	*of	4	0	0	0	0	0	0	0	0	0	0	0	0	0	3	1	0	0	.053
Feb 24	TENNESSEE TECH	of	0	0	0	0	0	0	0	0	0	0	0	0	0	0	0	0	0	0	.053
Mar 02	ALABAMA-2	ph/of	1	0	0	0	0	0	0	0	0	0	0	0	0	0	1	0	0	0	.050
Mar 08	SACRED HEART-1	*of	3	1	0	0	0	0	0	2	0	0	1	0	0	0	1	4	0	0	.043
Mar 08	SACRED HEART-2	*of	3	0	1	1	0	0	0	1	0	1	0	0	0	0	0	2	0	0	.077
Mar 09	SACRED HEART	*of	2	3	2	0	1	0	0	2	0	0	0	0	0	0	0	3	0	0	.143
Totals		8gs	28	4	4	3	1	0	0	5	0	1	2	0	0	0	11	13	0	0	.143

On base pct. .314 • Slugging pct. .179

**#16 Marra, Michael - 1 appearance (All games)**

Date	Opponent	GS	IP	H	R	ER	BB	SO	2B	3B	HR	WP	BK	HBP	IBB	Score	W-L	Sv	ERA	NP
Mar 08	SACRED HEART-1		2.0	1	1	1	0	1	0	0	0	2	0	0	0	16-1	0-0	0	4.50	19
Totals		0	2.0	1	1	1	0	1	0	0	0	2	0	0	0	16-1	0-0	0	4.50	-

**#32 McBride, Patrick - 2 appearances (All games)**

Date	Opponent	GS	IP	H	R	ER	BB	SO	2B	3B	HR	WP	BK	HBP	IBB	Score	W-L	Sv	ERA	NP
Mar 01	ALABAMA		1.0	1	0	0	0	1	0	0	0	0	0	0	0	3-7	0-0	0	0.00	12
Mar 06	NICHOLLS STATE		1.0	1	1	1	1	1	0	0	0	0	0	1	0	6-3	0-0	0	4.50	26
Totals		0	2.0	2	1	1	1	2	0	0	0	0	0	1	0	9-10	0-0	0	4.50	-

**#39 Michael, Noah - 1 appearance (All games)**

Date	Opponent	GS	IP	H	R	ER	BB	SO	2B	3B	HR	WP	BK	HBP	IBB	Score	W-L	Sv	ERA	NP
Mar 02	ALABAMA-1		1.0	2	2	2	0	1	0	0	1	0	0	0	0	5-10	0-0	0	18.00	12
Totals		0	1.0	2	2	2	0	1	0	0	1	0	0	0	0	5-10	0-0	0	18.00	-

**#6 Montiel, Santi - 13 games (All games)**

Date	Opponent	Pos	AB	R	H	RBI	2B	3B	HR	BB	SB	CS	HBP	SAC	SF	GDP	K	PO	A	E	Avg
Feb 15	at Clemson	*ss	2	0	1	0	1	0	0	0	0	0	0	1	0	0	0	2	1	0	.500
Feb 16	at Clemson-1	*ss	4	0	1	0	0	1	0	0	0	0	0	0	0	0	2	3	0	0	.333
Feb 16	at Clemson-2	*ss	3	0	1	1	0	0	1	0	0	0	0	0	0	0	1	1	2	0	.333
Feb 23	TENNESSEE TECH-1	*ss	5	2	1	1	0	0	1	0	0	0	0	0	0	0	1	0	2	0	.286
Feb 23	TENNESSEE TECH-2	*ss	4	0	1	1	0	0	0	0	0	0	0	0	0	0	0	1	0	0	.278
Feb 24	TENNESSEE TECH	*ss	2	3	0	0	0	0	3	0	0	0	0	0	0	0	1	2	5	0	.250
Mar 01	ALABAMA	*ss	3	0	1	0	0	0	0	0	0	0	0	0	0	0	1	5	2	0	.261
Mar 02	ALABAMA-1	*ss	4	0	0	0	0	0	1	0	0	0	0	0	0	1	3	2	4	0	.222
Mar 02	ALABAMA-2	*ss	4	0	1	0	0	0	0	0	0	0	0	0	0	0	2	1	0	0	.226
Mar 06	NICHOLLS STATE	*ss	3	1	1	0	1	0	1	0	0	0	0	0	0	0	0	0	1	1	.235
Mar 08	SACRED HEART-1	*ss	2	3	1	1	1	0	2	0	0	0	0	0	0	0	0	1	1	1	.250
Mar 08	SACRED HEART-2	*ss	3	0	1	2	0	0	0	0	0	0	0	0	1	0	1	2	2	0	.256
Mar 09	SACRED HEART	*ss	4	1	1	0	0	0	0	0	0	0	0	0	0	0	1	1	3	0	.256
Totals		13gs	43	10	11	6	3	1	1	8	0	0	0	1	1	1	13	21	23	2	.256

On base pct. .365 • Slugging pct. .442

**#8 Nightengale, Drake - 1 game (All games)**

Date	Opponent	Pos	AB	R	H	RBI	2B	3B	HR	BB	SB	CS	HBP	SAC	SF	GDP	K	PO	A	E	Avg
Mar 01	ALABAMA	*p	0	0	0	0	0	0	0	0	0	0	0	0	0	0	0	0	1	0	.000
Totals		1gs	0	0	0	0	0	0	0	0	0	0	0	0	0	0	0	0	1	0	.000

On base pct. .000 • Slugging pct. .000

**2019 South Alabama Baseball  
Individual Game-by-Game for South Alabama (as of Mar 09, 2019)**

**#8 Nightengale, Drake - 4 appearances (All games)**

Date	Opponent	GS	IP	H	R	ER	BB	SO	2B	3B	HR	WP	BK	HBP	IBB	Score	W-L	Sv	ERA	NP
Feb 15	at Clemson	*	4.1	1	1	1	4	6	0	0	0	0	1	2	0	2-6	0-0	0	2.08	-
Feb 23	TENNESSEE TECH-1	*	5.0	4	0	0	2	9	1	0	0	0	0	1	0	8-1	1-0	0	0.96	89
Mar 01	ALABAMA	*	5.1	1	3	3	7	5	1	0	0	0	0	0	0	3-7	1-0	0	2.45	100
Mar 08	SACRED HEART-1	*	6.0	3	0	0	3	6	0	0	0	0	0	0	0	16-1	2-0	0	1.74	88
Totals		4	20.2	9	4	4	16	26	2	0	0	0	1	3	0	29-15	2-0	0	1.74	-

**#24 Paparella, Eddie - 1 game (All games)**

Date	Opponent	Pos	AB	R	H	RBI	2B	3B	HR	BB	SB	CS	HBP	SAC	SF	GDP	K	PO	A	E	Avg	
Mar 02	ALABAMA-1	pr	0	0	0	0	0	0	0	0	0	0	0	0	0	0	0	0	0	0	0	.000
Totals		Ogs	0	0	0	0	0	0	0	0	0	0	0	0	0	0	0	0	0	0	0	.000

On base pct. .000 • Slugging pct. .000

**#33 Perez, Tyler - 1 game (All games)**

Date	Opponent	Pos	AB	R	H	RBI	2B	3B	HR	BB	SB	CS	HBP	SAC	SF	GDP	K	PO	A	E	Avg	
Feb 23	TENNESSEE TECH-2	p	0	0	0	0	0	0	0	0	0	0	0	0	0	0	0	0	1	0	0	.000
Totals		Ogs	0	0	0	0	0	0	0	0	0	0	0	0	0	0	0	0	1	0	0	.000

On base pct. .000 • Slugging pct. .000

**#33 Perez, Tyler - 5 appearances (All games)**

Date	Opponent	GS	IP	H	R	ER	BB	SO	2B	3B	HR	WP	BK	HBP	IBB	Score	W-L	Sv	ERA	NP
Feb 15	at Clemson		0.1	0	0	0	0	0	0	0	0	0	0	0	0	2-6	0-0	0	0.00	-
Feb 16	at Clemson-2		0.2	2	1	1	0	2	1	0	1	0	0	0	0	4-3	0-0	0	9.00	-
Feb 23	TENNESSEE TECH-2		1.0	1	0	0	0	0	0	0	0	0	0	0	0	7-3	0-0	0	4.50	14
Mar 01	ALABAMA		0.2	2	0	0	0	0	0	0	0	0	0	0	0	3-7	0-0	0	3.38	9
Mar 09	SACRED HEART		1.0	0	0	0	1	2	0	0	0	0	0	0	0	11-2	0-0	0	2.45	20
Totals		0	3.2	5	1	1	1	4	1	0	1	0	0	0	0	27-21	0-0	0	2.45	-

**#14 Perkins, Carter - 13 games (All games)**

Date	Opponent	Pos	AB	R	H	RBI	2B	3B	HR	BB	SB	CS	HBP	SAC	SF	GDP	K	PO	A	E	Avg
Feb 15	at Clemson	*c	4	0	0	0	0	0	0	0	0	0	0	0	0	0	1	8	3	0	.000
Feb 16	at Clemson-1	*c	3	0	1	0	0	0	0	1	0	0	0	0	0	0	1	8	2	0	.143
Feb 16	at Clemson-2	*dh	4	0	0	0	0	0	0	0	0	0	0	0	0	0	3	0	0	0	.091
Feb 23	TENNESSEE TECH-1	*c	3	2	2	1	0	0	0	1	0	0	0	0	0	0	0	10	2	0	.214
Feb 23	TENNESSEE TECH-2	*dh	3	2	1	1	0	0	0	1	0	0	0	0	0	0	1	0	0	0	.235
Feb 24	TENNESSEE TECH	*c	4	0	2	3	0	0	0	1	0	0	0	0	0	0	0	5	1	0	.286
Mar 01	ALABAMA	*c	4	0	0	0	0	0	0	0	0	0	0	0	0	0	0	5	2	0	.240
Mar 02	ALABAMA-1	*c	3	1	2	1	0	0	0	2	0	0	0	0	0	0	0	7	2	0	.286
Mar 02	ALABAMA-2	*dh	4	1	2	0	1	0	0	0	0	0	0	0	0	0	2	0	0	0	.312
Mar 06	NICHOLLS STATE	*c	4	0	2	1	0	0	0	1	0	0	0	0	0	0	0	7	0	0	.333
Mar 08	SACRED HEART-1	*c	1	2	1	1	1	0	0	1	0	0	1	0	0	0	0	4	2	0	.351
Mar 08	SACRED HEART-2	*dh	5	1	1	2	0	0	0	0	0	0	0	0	0	0	1	0	0	0	.333
Mar 09	SACRED HEART	*c	3	1	0	0	0	0	0	1	0	0	0	0	0	0	2	9	1	0	.311
Totals		13gs	45	10	14	10	2	0	0	9	0	0	1	0	0	0	11	63	15	0	.311

On base pct. .436 • Slugging pct. .356

**#21 Phillips, Hunter - 1 game (All games)**

Date	Opponent	Pos	AB	R	H	RBI	2B	3B	HR	BB	SB	CS	HBP	SAC	SF	GDP	K	PO	A	E	Avg	
Mar 08	SACRED HEART-2	p	0	0	0	0	0	0	0	0	0	0	0	0	0	0	0	0	1	0	0	.000
Totals		Ogs	0	0	0	0	0	0	0	0	0	0	0	0	0	0	0	0	1	0	0	.000

On base pct. .000 • Slugging pct. .000

**2019 South Alabama Baseball  
Individual Game-by-Game for South Alabama (as of Mar 09, 2019)**

**#21 Phillips, Hunter - 3 appearances (All games)**

Date	Opponent	GS	IP	H	R	ER	BB	SO	2B	3B	HR	WP	BK	HBP	IBB	Score	W-L	Sv	ERA	NP
Feb 24	TENNESSEE TECH		1.0	0	0	0	0	3	0	0	0	0	0	0	0	10-2	0-0	0	0.00	15
Mar 01	ALABAMA		0.1	3	3	3	0	0	1	0	0	0	0	0	0	3-7	0-0	0	20.25	15
Mar 08	SACRED HEART-2		1.1	0	0	0	0	2	0	0	0	0	0	0	0	12-2	0-0	0	10.12	18
Totals		0	2.2	3	3	3	0	5	1	0	0	0	0	0	0	25-11	0-0	0	10.12	-

**#20 Powers, Reid - 7 games (All games)**

Date	Opponent	Pos	AB	R	H	RBI	2B	3B	HR	BB	SB	CS	HBP	SAC	SF	GDP	K	PO	A	E	Avg
Feb 23	TENNESSEE TECH-1	c	0	0	0	0	0	0	0	1	0	0	0	0	0	0	0	4	0	0	.000
Feb 23	TENNESSEE TECH-2	c	0	0	0	0	0	0	0	0	0	0	0	0	0	0	0	1	0	0	.000
Feb 24	TENNESSEE TECH	c	0	0	0	0	0	0	0	0	0	0	0	0	0	0	0	4	0	0	.000
Mar 02	ALABAMA-2	c	1	0	0	0	0	0	0	0	0	0	0	0	0	0	1	3	0	0	.000
Mar 08	SACRED HEART-1	c	2	1	0	0	0	0	0	1	0	0	0	0	0	0	0	6	0	0	.000
Mar 08	SACRED HEART-2	c	0	0	0	0	0	0	0	0	0	0	0	0	0	0	0	1	0	0	.000
Mar 09	SACRED HEART	c	1	0	0	0	0	0	0	0	0	0	0	0	0	0	1	3	0	0	.000
Totals		ogs	4	1	0	0	0	0	0	2	0	0	0	0	0	0	2	22	0	0	.000

On base pct. .333 • Slugging pct. .000

**#30 Proctor, Jared - 1 game (All games)**

Date	Opponent	Pos	AB	R	H	RBI	2B	3B	HR	BB	SB	CS	HBP	SAC	SF	GDP	K	PO	A	E	Avg
Mar 06	NICHOLLS STATE	*p	0	0	0	0	0	0	0	0	0	0	0	0	0	0	0	1	1	0	.000
Totals		1gs	0	0	0	0	0	0	0	0	0	0	0	0	0	0	0	1	1	0	.000

On base pct. .000 • Slugging pct. .000

**#30 Proctor, Jared - 4 appearances (All games)**

Date	Opponent	GS	IP	H	R	ER	BB	SO	2B	3B	HR	WP	BK	HBP	IBB	Score	W-L	Sv	ERA	NP
Feb 15	at Clemson		1.0	1	2	2	3	0	0	0	1	0	0	0	0	2-6	0-1	0	18.00	-
Feb 23	TENNESSEE TECH-2		1.0	1	0	0	0	0	1	0	0	0	0	0	0	7-3	0-1	0	9.00	10
Mar 01	ALABAMA		0.0	1	0	0	1	0	0	0	0	0	0	0	0	3-7	0-1	0	9.00	11
Mar 06	NICHOLLS STATE	*	4.0	4	2	1	2	0	0	0	0	0	0	1	0	6-3	0-1	0	4.50	60
Totals		1	6.0	7	4	3	6	0	1	0	1	0	0	1	0	18-19	0-1	0	4.50	-

**#25 Sandle, Michael - 9 games (All games)**

Date	Opponent	Pos	AB	R	H	RBI	2B	3B	HR	BB	SB	CS	HBP	SAC	SF	GDP	K	PO	A	E	Avg
Feb 15	at Clemson	ph/dh	1	0	0	0	0	0	0	0	0	0	0	0	0	0	1	0	0	0	.000
Feb 16	at Clemson-2	*of	3	1	1	0	0	1	0	0	0	0	0	0	0	0	0	1	0	0	.250
Feb 23	TENNESSEE TECH-2	pr	0	0	0	0	0	0	0	0	1	0	0	0	0	0	0	0	0	0	.250
Feb 24	TENNESSEE TECH	*of/of	1	0	0	0	0	0	0	1	1	1	1	2	0	0	1	3	0	0	.200
Mar 02	ALABAMA-1	of	2	0	1	1	0	0	0	0	0	0	0	0	0	0	0	4	0	0	.286
Mar 02	ALABAMA-2	*of/of	2	0	0	1	0	0	0	0	0	0	0	0	1	0	1	5	0	0	.222
Mar 06	NICHOLLS STATE	*of	3	3	2	0	0	0	0	1	0	0	0	0	0	0	0	1	0	1	.333
Mar 08	SACRED HEART-1	*of/of	4	0	0	2	0	0	0	0	0	0	0	0	2	0	1	2	0	0	.250
Mar 09	SACRED HEART	of	1	1	1	0	0	1	0	0	0	0	0	0	0	0	0	2	0	0	.294
Totals		5gs	17	5	5	4	0	2	0	2	2	1	1	2	3	0	4	18	0	1	.294

On base pct. .348 • Slugging pct. .529



**2019 South Alabama Baseball  
Individual Game-by-Game for South Alabama (as of Mar 09, 2019)**

**#37 Shell, Bennett - 11 games (All games)**

Date	Opponent	Pos	AB	R	H	RBI	2B	3B	HR	BB	SB	CS	HBP	SAC	SF	GDP	K	PO	A	E	Avg
Feb 15	at Clemson	*of	4	0	0	0	0	0	0	0	0	0	0	0	0	0	0	0	0	0	.000
Feb 16	at Clemson-1	*of	4	0	0	0	0	0	0	0	0	0	0	0	0	0	3	2	0	0	.000
Feb 23	TENNESSEE TECH-2	*of	5	1	3	1	0	0	1	0	0	0	0	0	0	0	1	1	0	0	.231
Feb 24	TENNESSEE TECH	*of	5	3	4	1	1	0	0	1	0	0	0	0	0	0	0	1	0	0	.389
Mar 01	ALABAMA	*of	3	1	0	0	0	0	0	1	0	0	0	0	0	0	0	1	0	0	.333
Mar 02	ALABAMA-1	*of	4	1	0	0	0	0	0	1	0	0	0	0	0	0	2	0	0	1	.280
Mar 02	ALABAMA-2	*of	3	0	0	0	0	0	0	0	0	0	0	0	0	0	2	1	1	0	.250
Mar 06	NICHOLLS STATE	*of	3	0	1	2	0	0	0	2	0	0	0	0	0	0	1	2	0	0	.258
Mar 08	SACRED HEART-1	ph/of	1	0	0	0	0	0	0	1	0	0	0	0	0	0	1	0	0	0	.250
Mar 08	SACRED HEART-2	*of	4	1	1	0	0	0	0	0	0	0	0	1	0	0	0	3	0	0	.250
Mar 09	SACRED HEART	*of	4	1	2	1	0	0	0	0	0	0	0	0	0	0	1	1	0	0	.275
Totals		10gs	40	8	11	5	1	0	1	6	0	0	0	1	0	0	11	12	1	1	.275

On base pct. .370 • Slugging pct. .375

**#22 Stokes, Hunter - 3 games (All games)**

Date	Opponent	Pos	AB	R	H	RBI	2B	3B	HR	BB	SB	CS	HBP	SAC	SF	GDP	K	PO	A	E	Avg
Feb 15	at Clemson	*2b	2	0	0	0	0	0	0	0	0	0	0	0	0	0	0	1	3	0	.000
Feb 16	at Clemson-1	*2b	1	0	0	0	0	0	0	1	0	0	0	0	0	0	1	1	0	0	.000
Feb 16	at Clemson-2	ph/2b	1	0	0	0	0	0	0	0	0	0	0	0	0	0	1	0	0	0	.000
Totals		2gs	4	0	0	0	0	0	0	1	0	0	0	0	0	0	2	2	3	0	.000

On base pct. .200 • Slugging pct. .000

**#23 Thomas, Colton - 10 games (All games)**

Date	Opponent	Pos	AB	R	H	RBI	2B	3B	HR	BB	SB	CS	HBP	SAC	SF	GDP	K	PO	A	E	Avg
Feb 15	at Clemson	*dh	2	0	1	0	0	0	0	0	0	0	0	0	0	0	0	0	0	0	.500
Feb 16	at Clemson-1	*dh	2	0	0	0	0	0	0	0	0	0	0	0	0	0	1	0	0	0	.250
Feb 23	TENNESSEE TECH-1	*of	4	0	0	1	0	0	0	0	0	0	0	0	0	0	2	0	0	0	.125
Feb 24	TENNESSEE TECH	pr	0	0	0	0	0	0	0	0	1	0	0	0	0	0	0	0	0	0	.125
Mar 01	ALABAMA	*of	3	1	1	0	0	0	0	0	0	0	0	0	0	0	1	4	0	0	.182
Mar 02	ALABAMA-1	*of	2	0	0	0	0	0	0	0	0	0	0	0	0	0	2	1	0	1	.154
Mar 02	ALABAMA-2	pr	0	0	0	0	0	0	0	0	0	0	0	0	0	0	0	0	0	0	.154
Mar 08	SACRED HEART-1	ph	1	0	0	0	0	0	0	0	0	0	0	0	0	0	0	0	0	0	.143
Mar 08	SACRED HEART-2	ph	1	0	0	0	0	0	0	0	0	0	0	0	0	0	1	0	0	0	.133
Mar 09	SACRED HEART	ph	1	0	0	0	0	0	0	0	0	0	0	0	0	0	1	0	0	0	.125
Totals		5gs	16	1	2	1	0	0	0	0	1	0	0	0	0	0	8	5	0	1	.125

On base pct. .125 • Slugging pct. .125

**#28 Trussell, Tyler - 3 appearances (All games)**

Date	Opponent	GS	IP	H	R	ER	BB	SO	2B	3B	HR	WP	BK	HBP	IBB	Score	W-L	Sv	ERA	NP
Feb 16	at Clemson-1		2.1	0	1	1	2	3	0	0	0	0	0	0	1	2-7	0-0	0	3.86	-
Feb 23	TENNESSEE TECH-2		0.2	2	0	0	0	0	0	0	0	0	0	0	0	7-3	1-0	0	3.00	8
Mar 02	ALABAMA-1		1.0	2	2	2	1	1	1	1	0	0	0	0	0	5-10	1-0	0	6.75	24
Totals		0	4.0	4	3	3	3	4	1	1	0	0	0	0	1	14-20	1-0	0	6.75	-

**2019 South Alabama Baseball  
Individual Game-by-Game for South Alabama (as of Mar 09, 2019)**

**#34 Wilson, Ethan - 13 games (All games)**

Date	Opponent	Pos	AB	R	H	RBI	2B	3B	HR	BB	SB	CS	HBP	SAC	SF	GDP	K	PO	A	E	Avg
Feb 15	at Clemson	*of	4	1	3	1	0	0	1	0	0	1	0	0	0	0	0	3	0	0	.750
Feb 16	at Clemson-1	*of	4	1	3	0	1	0	0	0	0	0	0	0	0	0	0	5	0	0	.750
Feb 16	at Clemson-2	*of	3	1	1	0	0	0	0	1	0	0	0	0	0	0	1	3	0	1	.636
Feb 23	TENNESSEE TECH-1	*of	4	1	3	2	1	0	0	1	1	0	0	0	0	0	0	1	0	0	.667
Feb 23	TENNESSEE TECH-2	*of	4	1	0	0	0	0	0	0	0	0	1	0	0	0	0	4	0	0	.526
Feb 24	TENNESSEE TECH	*of	4	1	3	2	0	1	0	2	0	0	0	0	0	0	0	1	0	0	.565
Mar 01	ALABAMA	*of	4	1	1	3	0	0	1	0	0	0	0	0	0	0	0	3	0	0	.519
Mar 02	ALABAMA-1	*of	5	0	1	0	0	0	0	0	0	0	0	0	0	0	0	2	0	0	.469
Mar 02	ALABAMA-2	*of	3	0	0	0	0	0	0	1	0	0	0	0	0	0	3	1	0	0	.429
Mar 06	NICHOLLS STATE	*of	3	1	1	2	0	0	0	2	0	0	0	0	0	0	1	4	2	0	.421
Mar 08	SACRED HEART-1	*of	3	3	2	4	0	0	1	1	0	0	0	0	0	0	0	2	0	0	.439
Mar 08	SACRED HEART-2	*of	2	3	1	0	0	0	0	2	0	0	1	0	0	0	1	2	0	0	.442
Mar 09	SACRED HEART	*of	3	1	2	4	1	0	0	0	1	0	1	0	1	0	1	0	0	0	.457
Totals		13gs	46	15	21	18	3	1	3	10	2	1	3	0	1	0	7	31	2	1	.457

On base pct. .567 • Slugging pct. .761

**#17 Yarborough, Caleb - 2 games (All games)**

Date	Opponent	Pos	AB	R	H	RBI	2B	3B	HR	BB	SB	CS	HBP	SAC	SF	GDP	K	PO	A	E	Avg
Feb 24	TENNESSEE TECH	*p	0	0	0	0	0	0	0	0	0	0	0	0	0	0	0	0	1	0	.000
Mar 09	SACRED HEART	*p	0	0	0	0	0	0	0	0	0	0	0	0	0	0	0	0	0	1	.000
Totals		2gs	0	0	0	0	0	0	0	0	0	0	0	0	0	0	0	0	1	1	.000

On base pct. .000 • Slugging pct. .000

**#17 Yarborough, Caleb - 4 appearances (All games)**

Date	Opponent	GS	IP	H	R	ER	BB	SO	2B	3B	HR	WP	BK	HBP	IBB	Score	W-L	Sv	ERA	NP
Feb 16	at Clemson-2	*	3.0	1	0	0	1	3	0	0	0	0	0	0	0	4-3	0-0	0	0.00	-
Feb 24	TENNESSEE TECH	*	4.0	2	0	0	1	2	0	1	0	0	0	0	0	10-2	1-0	0	0.00	62
Mar 02	ALABAMA-2	*	1.2	5	4	4	1	1	2	0	0	0	0	0	0	1-6	1-1	0	4.15	37
Mar 09	SACRED HEART	*	5.0	3	2	0	1	5	0	0	0	0	0	0	0	11-2	2-1	0	2.63	72
Totals		4	13.2	11	6	4	4	11	2	1	0	0	0	0	0	26-13	2-1	0	2.63	-

**#36 Young, Zach - 4 appearances (All games)**

Date	Opponent	GS	IP	H	R	ER	BB	SO	2B	3B	HR	WP	BK	HBP	IBB	Score	W-L	Sv	ERA	NP
Feb 16	at Clemson-1		1.0	1	1	1	3	2	0	0	1	0	0	0	0	2-7	0-0	0	9.00	-
Feb 24	TENNESSEE TECH		1.0	0	0	0	0	0	0	0	0	0	0	0	0	10-2	0-0	0	4.50	10
Mar 02	ALABAMA-1		1.0	0	1	1	2	0	0	0	0	0	0	1	0	5-10	0-0	0	6.00	16
Mar 09	SACRED HEART		1.0	0	0	0	0	1	0	0	0	0	0	0	0	11-2	0-0	0	4.50	15
Totals		0	4.0	1	2	2	5	3	0	0	1	0	0	1	0	28-21	0-0	0	4.50	-



## 2019 South Alabama Baseball Individual Career History



### Aberouette, Felix

Year	avg	gp-gs	ab	r	h	2b	3b	hr	rbi	tb	slg%	bb	hbp	so	gdp	ob%	sf	sh	sb-att	po	a	e	fld%
2018	.080	32-4	25	2	2	1	0	0	2	3	.120	6	1	13	0	.281	0	3	0-0	97	6	1	.990
2019	.250	13-11	40	5	10	2	0	3	12	21	.525	8	0	13	0	.367	1	0	0-0	36	3	0	1.000
TOTAL	.185	45-15	65	7	12	3	0	3	14	24	.369	14	1	26	0	.333	1	3	0-0	133	9	1	.993

### Arguelles, Andy

Year	avg	gp-gs	ab	r	h	2b	3b	hr	rbi	tb	slg%	bb	hbp	so	gdp	ob%	sf	sh	sb-att	po	a	e	fld%
2017	.000	0-0	0	0	0	0	0	0	0	0	.000	0	0	0	0	.000	0	0	0-0	0	5	2	.714
2018	.000	0-0	0	0	0	0	0	0	0	0	.000	0	0	0	0	.000	0	0	0-0	1	0	0	1.000
TOTAL	.000	0-0	0	0	0	0	0	0	0	0	.000	0	0	0	0	.000	0	0	0-0	1	5	2	.750

Year	era	w-l	app	gs	cq	sho	sv	ip	h	r	er	bb	so	2b	3b	hr	bf	bavg	wp	hbp	bk	sfa	sha
2017	5.37	3-3	16	10	0	0/1	0	55.1	63	36	33	25	51	12	1	6	253	.290	6	5	2	2	3
2018	5.50	1-1	6	5	0	0/1	0	18.0	13	12	11	15	17	4	0	1	81	.200	5	1	0	0	0
2019	0.00	0-0	2	0	0	0/0	0	3.0	1	0	0	2	3	0	0	0	12	.100	0	0	0	0	0
TOTAL	5.19	4-4	24	15	0	0/2	0	76.1	77	48	44	42	71	16	1	7	346	.264	11	6	2	2	3

### Davis, Wells

Year	avg	gp-gs	ab	r	h	2b	3b	hr	rbi	tb	slg%	bb	hbp	so	gdp	ob%	sf	sh	sb-att	po	a	e	fld%
2016	.000	4-0	4	0	0	0	0	0	0	0	.000	1	0	2	1	.200	0	0	0-0	3	0	0	1.000
2017	.293	57-55	205	50	60	7	0	14	57	109	.532	40	5	56	1	.412	5	1	0-0	446	30	1	.998
2018	.295	56-56	190	36	56	10	1	8	56	92	.484	53	5	44	1	.451	5	1	1-1	396	32	4	.991
2019	.208	13-13	48	8	10	1	0	3	12	20	.417	10	2	14	1	.361	1	0	0-0	96	3	0	1.000
TOTAL	.282	130-124	447	94	126	18	1	25	125	221	.494	104	12	116	4	.422	11	2	1-1	941	65	5	.995

### DeSantis, Nick

Year	avg	gp-gs	ab	r	h	2b	3b	hr	rbi	tb	slg%	bb	hbp	so	gdp	ob%	sf	sh	sb-att	po	a	e	fld%
2017	.000	0-0	0	0	0	0	0	0	0	0	.000	0	0	0	0	.000	0	0	0-0	1	3	0	1.000
2018	.000	0-0	0	0	0	0	0	0	0	0	.000	0	0	0	0	.000	0	0	0-0	1	3	0	1.000
2019	.000	0-0	0	0	0	0	0	0	0	0	.000	0	0	0	0	.000	0	0	0-0	2	1	0	1.000
TOTAL	.000	0-0	0	0	0	0	0	0	0	0	.000	0	0	0	0	.000	0	0	0-0	4	7	0	1.000

Year	era	w-l	app	gs	cq	sho	sv	ip	h	r	er	bb	so	2b	3b	hr	bf	bavg	wp	hbp	bk	sfa	sha
2017	4.70	3-0	6	0	0	0/0	0	15.1	11	8	8	4	22	4	0	0	64	.204	1	3	0	2	1
2018	7.71	3-0	11	0	0	0/1	1	18.2	20	16	16	9	24	3	0	4	89	.267	3	5	2	0	0
2019	3.60	1-1	4	0	0	0/0	1	10.0	9	4	4	4	13	0	1	1	42	.243	2	0	0	1	0
TOTAL	5.73	7-1	21	0	0	0/1	2	44.0	40	28	28	17	59	7	1	5	195	.241	6	8	2	3	1

### Greene, Zach

Year	avg	gp-gs	ab	r	h	2b	3b	hr	rbi	tb	slg%	bb	hbp	so	gdp	ob%	sf	sh	sb-att	po	a	e	fld%
2018	.000	0-0	0	0	0	0	0	0	0	0	.000	0	0	0	0	.000	0	0	0-0	4	6	0	1.000
TOTAL	.000	0-0	0	0	0	0	0	0	0	0	.000	0	0	0	0	.000	0	0	0-0	4	6	0	1.000

Year	era	w-l	app	gs	cq	sho	sv	ip	h	r	er	bb	so	2b	3b	hr	bf	bavg	wp	hbp	bk	sfa	sha
2018	3.79	2-4	23	2	0	0/1	5	57.0	53	28	24	13	80	13	0	3	240	.245	1	6	0	2	3
2019	0.00	0-0	5	0	0	0/0	2	9.0	4	2	0	2	15	2	0	0	34	.125	0	0	0	0	0
TOTAL	3.27	2-4	28	2	0	0/1	7	66.0	57	30	24	15	95	15	0	3	274	.230	1	6	0	2	3



## 2019 South Alabama Baseball Individual Career History



### Lambert, Chase

Year	avg	gp-gs	ab	r	h	2b	3b	hr	rbi	tb	slg%	bb	hbp	so	gdp	ob%	sf	sh	sb-att	po	a	e	fld%
2018	.000	0-0	0	0	0	0	0	0	0	0	.000	0	0	0	0	.000	0	0	0-0	3	3	0	1.000
TOTAL	.000	0-0	0	0	0	0	0	0	0	0	.000	0	0	0	0	.000	0	0	0-0	3	3	0	1.000

Year	era	w-l	app	gs	cq	sho	sv	ip	h	r	er	bb	so	2b	3b	hr	bf	bavg	wp	hbp	bk	sfa	sha
2018	2.67	1-0	18	0	0	0/0	2	30.1	24	11	9	10	22	3	0	2	130	.211	1	5	1	0	1
2019	4.50	0-0	2	0	0	0/0	0	4.0	3	2	2	1	7	1	0	1	15	.214	0	0	0	0	0
TOTAL	2.88	1-0	20	0	0	0/0	2	34.1	27	13	11	11	29	4	0	3	145	.211	1	5	1	0	1

### Marra, Michael

Year	avg	gp-gs	ab	r	h	2b	3b	hr	rbi	tb	slg%	bb	hbp	so	gdp	ob%	sf	sh	sb-att	po	a	e	fld%
2018	.000	0-0	0	0	0	0	0	0	0	0	.000	0	0	0	0	.000	0	0	0-0	2	5	0	1.000
TOTAL	.000	0-0	0	0	0	0	0	0	0	0	.000	0	0	0	0	.000	0	0	0-0	2	5	0	1.000

Year	era	w-l	app	gs	cq	sho	sv	ip	h	r	er	bb	so	2b	3b	hr	bf	bavg	wp	hbp	bk	sfa	sha
2018	99.00	0-0	1	0	0	0/0	0	0.0	1	3	3	2	0	1	0	0	3	1.000	0	0	0	0	0
2019	4.50	0-0	1	0	0	0/0	0	2.0	1	1	1	0	1	0	0	0	7	.167	2	0	0	1	0
TOTAL	18.00	0-0	2	0	0	0/0	0	2.0	2	4	4	2	1	1	0	0	10	.286	2	0	0	1	0

### McBride, Patrick

Year	avg	gp-gs	ab	r	h	2b	3b	hr	rbi	tb	slg%	bb	hbp	so	gdp	ob%	sf	sh	sb-att	po	a	e	fld%
2018	.000	0-0	0	0	0	0	0	0	0	0	.000	0	0	0	0	.000	0	0	0-0	2	5	0	1.000
TOTAL	.000	0-0	0	0	0	0	0	0	0	0	.000	0	0	0	0	.000	0	0	0-0	2	5	0	1.000

Year	era	w-l	app	gs	cq	sho	sv	ip	h	r	er	bb	so	2b	3b	hr	bf	bavg	wp	hbp	bk	sfa	sha
2018	4.95	1-2	8	4	0	0/1	0	20.0	21	11	11	7	9	3	1	1	88	.273	0	3	0	0	1
2019	4.50	0-0	2	0	0	0/0	0	2.0	2	1	1	1	2	0	0	0	9	.333	0	1	0	1	0
TOTAL	4.91	1-2	10	4	0	0/1	0	22.0	23	12	12	8	11	3	1	1	97	.277	0	4	0	1	1

### Michael, Noah

Year	avg	gp-gs	ab	r	h	2b	3b	hr	rbi	tb	slg%	bb	hbp	so	gdp	ob%	sf	sh	sb-att	po	a	e	fld%
2018	.000	0-0	0	0	0	0	0	0	0	0	.000	0	0	0	0	.000	0	0	0-0	1	6	0	1.000
TOTAL	.000	0-0	0	0	0	0	0	0	0	0	.000	0	0	0	0	.000	0	0	0-0	1	6	0	1.000

Year	era	w-l	app	gs	cq	sho	sv	ip	h	r	er	bb	so	2b	3b	hr	bf	bavg	wp	hbp	bk	sfa	sha
2018	8.06	1-4	8	4	0	0/0	0	25.2	31	24	23	18	19	4	3	3	129	.304	1	4	0	2	3
2019	18.00	0-0	1	0	0	0/0	0	1.0	2	2	2	0	1	0	0	1	5	.400	0	0	0	0	0
TOTAL	8.44	1-4	9	4	0	0/0	0	26.2	33	26	25	18	20	4	3	4	134	.308	1	4	0	2	3

### Paparella, Eddie

Year	avg	gp-gs	ab	r	h	2b	3b	hr	rbi	tb	slg%	bb	hbp	so	gdp	ob%	sf	sh	sb-att	po	a	e	fld%
2016	.182	10-2	11	1	2	2	0	0	2	4	.364	4	0	5	0	.400	0	0	0-0	0	0	0	.000
2017	.268	46-35	123	24	33	6	1	7	34	62	.504	22	3	42	0	.384	3	0	3-4	45	0	0	1.000
2019	.000	1-0	0	0	0	0	0	0	0	0	.000	0	0	0	0	.000	0	0	0-0	0	0	0	.000
TOTAL	.261	57-37	134	25	35	8	1	7	36	66	.493	26	3	47	0	.386	3	0	3-4	45	0	0	1.000



## 2019 South Alabama Baseball Individual Career History



### Perez, Tyler

Year	avg	gp-gs	ab	r	h	2b	3b	hr	rbi	tb	slg%	bb	hbp	so	gdp	ob%	sf	sh	sb-att	po	a	e	fld%
2017	.000	0-0	0	0	0	0	0	0	0	0	.000	0	0	0	0	.000	0	0	0-0	0	2	0	1.000
2018	.000	1-0	0	1	0	0	0	0	1	0	.000	1	0	0	0	1.000	0	0	0-0	0	3	1	.750
2019	.000	0-0	0	0	0	0	0	0	0	0	.000	0	0	0	0	.000	0	0	0-0	0	1	0	1.000
TOTAL	.000	1-0	0	1	0	0	0	0	1	0	.000	1	0	0	0	1.000	0	0	0-0	0	6	1	.857

Year	era	w-l	app	gs	cg	sho	sv	ip	h	r	er	bb	so	2b	3b	hr	bf	bavg	wp	hbp	bk	sfa	sha
2017	4.66	1-0	8	0	0	0/1	1	19.1	25	11	10	4	11	3	0	3	87	.305	2	1	0	0	0
2018	5.40	0-0	8	3	0	0/1	0	13.1	21	15	8	14	9	4	0	0	77	.368	1	3	0	1	2
2019	2.45	0-0	5	0	0	0/0	0	3.2	5	1	1	1	4	1	0	1	17	.313	0	0	0	0	0
TOTAL	4.71	1-0	21	3	0	0/2	1	36.1	51	27	19	19	24	8	0	4	181	.329	3	4	0	1	2

### Perkins, Carter

Year	avg	gp-gs	ab	r	h	2b	3b	hr	rbi	tb	slg%	bb	hbp	so	gdp	ob%	sf	sh	sb-att	po	a	e	fld%
2016	.274	57-49	168	15	46	7	0	0	25	53	.315	18	2	44	3	.346	3	7	1-1	0	0	0	.000
2017	.250	41-26	124	18	31	7	1	1	18	43	.347	12	0	20	6	.314	1	0	0-0	98	8	3	.972
2018	.301	53-51	176	38	53	9	0	9	43	89	.506	31	2	33	6	.410	1	3	0-0	311	32	2	.994
2019	.311	13-13	45	10	14	2	0	0	10	16	.356	9	1	11	0	.436	0	0	0-0	63	15	0	1.000
TOTAL	.281	164-139	513	81	144	25	1	10	96	201	.392	70	5	108	15	.369	5	10	1-1	472	55	5	.991

### Powers, Reid

Year	avg	gp-gs	ab	r	h	2b	3b	hr	rbi	tb	slg%	bb	hbp	so	gdp	ob%	sf	sh	sb-att	po	a	e	fld%
2018	.067	13-4	15	1	1	1	0	0	0	2	.133	0	0	8	0	.067	0	0	0-0	45	1	1	.979
2019	.000	7-0	4	1	0	0	0	0	0	0	.000	2	0	2	0	.333	0	0	0-0	22	0	0	1.000
TOTAL	.053	20-4	19	2	1	1	0	0	0	2	.105	2	0	10	0	.143	0	0	0-0	67	1	1	.986

### Proctor, Jared

Year	avg	gp-gs	ab	r	h	2b	3b	hr	rbi	tb	slg%	bb	hbp	so	gdp	ob%	sf	sh	sb-att	po	a	e	fld%
2018	.000	0-0	0	0	0	0	0	0	0	0	.000	0	0	0	0	.000	0	0	0-0	0	4	0	1.000
2019	.000	0-0	0	0	0	0	0	0	0	0	.000	0	0	0	0	.000	0	0	0-0	1	1	0	1.000
TOTAL	.000	0-0	0	0	0	0	0	0	0	0	.000	0	0	0	0	.000	0	0	0-0	1	5	0	1.000

Year	era	w-l	app	gs	cg	sho	sv	ip	h	r	er	bb	so	2b	3b	hr	bf	bavg	wp	hbp	bk	sfa	sha
2018	3.11	5-1	19	9	1	1/1	0	55.0	44	27	19	27	49	7	0	5	240	.218	3	7	0	2	2
2019	4.50	0-1	4	1	0	0/0	0	6.0	7	4	3	6	0	1	0	1	30	.318	0	1	0	1	0
TOTAL	3.25	5-2	23	10	1	1/1	0	61.0	51	31	22	33	49	8	0	6	270	.228	3	8	0	3	2

### Sandle, Michael

Year	avg	gp-gs	ab	r	h	2b	3b	hr	rbi	tb	slg%	bb	hbp	so	gdp	ob%	sf	sh	sb-att	po	a	e	fld%
2018	.225	53-52	191	28	43	8	3	3	32	66	.346	20	4	43	6	.307	3	2	5-6	68	1	0	1.000
2019	.294	9-5	17	5	5	0	2	0	4	9	.529	2	1	4	0	.348	3	2	2-3	18	0	1	.947
TOTAL	.231	62-57	208	33	48	8	5	3	36	75	.361	22	5	47	6	.311	6	4	7-9	86	1	1	.989

### Stokes, Hunter

Year	avg	gp-gs	ab	r	h	2b	3b	hr	rbi	tb	slg%	bb	hbp	so	gdp	ob%	sf	sh	sb-att	po	a	e	fld%
2017	.302	48-37	126	31	38	4	3	3	19	57	.452	28	0	45	2	.426	1	4	0-2	86	79	7	.959
2018	.222	53-46	167	29	37	7	0	3	29	53	.317	38	0	55	2	.366	0	1	0-2	85	90	7	.962
2019	.000	3-2	4	0	0	0	0	0	0	0	.000	1	0	2	0	.200	0	0	0-0	2	3	0	1.000
TOTAL	.253	104-85	297	60	75	11	3	6	48	110	.370	67	0	102	4	.389	1	5	0-4	173	172	14	.961



## 2019 South Alabama Baseball Individual Career History



Thomas, Colton

Year	avg	gp-gs	ab	r	h	2b	3b	hr	rbi	tb	slg%	bb	hbp	so	gdp	ob%	sf	sh	sb-att	po	a	e	fld%
2017	.327	39-25	101	30	33	6	0	4	18	51	.505	17	5	28	0	.444	1	2	5-8	10	0	0	1.000
2019	.125	10-5	16	1	2	0	0	0	1	2	.125	0	0	8	0	.125	0	0	1-1	5	0	1	.833
TOTAL	.299	49-30	117	31	35	6	0	4	19	53	.453	17	5	36	0	.407	1	2	6-9	15	0	1	.938





## Individual Career History vs Auburn



### Aberouette, Felix

Year	avg	gp-gs	ab	r	h	2b	3b	hr	rbi	tb	slg%	bb	hbp	so	gdp	ob%	sf	sh	sb-att	po	a	e	fld%
------	-----	-------	----	---	---	----	----	----	-----	----	------	----	-----	----	-----	-----	----	----	--------	----	---	---	------

### Arguelles, Andy

Year	avg	gp-gs	ab	r	h	2b	3b	hr	rbi	tb	slg%	bb	hbp	so	gdp	ob%	sf	sh	sb-att	po	a	e	fld%
------	-----	-------	----	---	---	----	----	----	-----	----	------	----	-----	----	-----	-----	----	----	--------	----	---	---	------

Year	era	w-l	app	gs	cq	sho	sv	ip	h	r	er	bb	so	2b	3b	hr	bf	bavg	wp	hbp	bk	sfa	sha
2017	4.50	1-0	1	1	0	0/0	0	6.0	5	3	3	2	5	1	0	0	24	.227	1	0	0	0	0
TOTAL	4.50	1-0	1	1	0	0/0	0	6.0	5	3	3	2	5	1	0	0	24	.227	1	0	0	0	0

### Davis, Wells

Year	avg	gp-gs	ab	r	h	2b	3b	hr	rbi	tb	slg%	bb	hbp	so	gdp	ob%	sf	sh	sb-att	po	a	e	fld%
------	-----	-------	----	---	---	----	----	----	-----	----	------	----	-----	----	-----	-----	----	----	--------	----	---	---	------

2017	.000	1-1	3	1	0	0	0	0	0	0	.000	2	0	1	1	.400	0	0	0-0	6	1	0	1.000
2018	.429	2-2	7	1	3	1	0	0	3	4	.571	1	0	1	0	.444	1	0	0-0	13	0	0	1.000
TOTAL	.300	3-3	10	2	3	1	0	0	3	4	.400	3	0	2	1	.429	1	0	0-0	19	1	0	1.000

### DeSantis, Nick

Year	avg	gp-gs	ab	r	h	2b	3b	hr	rbi	tb	slg%	bb	hbp	so	gdp	ob%	sf	sh	sb-att	po	a	e	fld%
------	-----	-------	----	---	---	----	----	----	-----	----	------	----	-----	----	-----	-----	----	----	--------	----	---	---	------

2017	.000	0-0	0	0	0	0	0	0	0	0	.000	0	0	0	0	.000	0	0	0-0	1	0	0	1.000
TOTAL	.000	0-0	0	0	0	0	0	0	0	0	.000	0	0	0	0	.000	0	0	0-0	1	0	0	1.000

Year	era	w-l	app	gs	cq	sho	sv	ip	h	r	er	bb	so	2b	3b	hr	bf	bavg	wp	hbp	bk	sfa	sha
------	-----	-----	-----	----	----	-----	----	----	---	---	----	----	----	----	----	----	----	------	----	-----	----	-----	-----

2017	0.00	0-0	1	0	0	0/0	0	1.0	0	0	0	0	1	0	0	0	3	.000	0	0	0	0	0
TOTAL	0.00	0-0	1	0	0	0/0	0	1.0	0	0	0	0	1	0	0	0	3	.000	0	0	0	0	0

### Greene, Zach

Year	avg	gp-gs	ab	r	h	2b	3b	hr	rbi	tb	slg%	bb	hbp	so	gdp	ob%	sf	sh	sb-att	po	a	e	fld%
------	-----	-------	----	---	---	----	----	----	-----	----	------	----	-----	----	-----	-----	----	----	--------	----	---	---	------



## Individual Career History vs Auburn



### Lambert, Chase

Year	avg	gp-gs	ab	r	h	2b	3b	hr	rbi	tb	slg%	bb	hbp	so	gdp	ob%	sf	sh	sb-att	po	a	e	fld%
Year	era	w-l	app	gs	cq	sho	sv	ip	h	r	er	bb	so	2b	3b	hr	bf	bavg	wp	hbp	bk	sfa	sha
2018	6.75	0-0	2	0	0	0/0	0	2.2	3	2	2	0	3	0	0	1	11	.273	0	0	0	0	0
TOTAL	6.75	0-0	2	0	0	0/0	0	2.2	3	2	2	0	3	0	0	1	11	.273	0	0	0	0	0

### Marra, Michael

Year	avg	gp-gs	ab	r	h	2b	3b	hr	rbi	tb	slg%	bb	hbp	so	gdp	ob%	sf	sh	sb-att	po	a	e	fld%
------	-----	-------	----	---	---	----	----	----	-----	----	------	----	-----	----	-----	-----	----	----	--------	----	---	---	------

### McBride, Patrick

Year	avg	gp-gs	ab	r	h	2b	3b	hr	rbi	tb	slg%	bb	hbp	so	gdp	ob%	sf	sh	sb-att	po	a	e	fld%
Year	era	w-l	app	gs	cq	sho	sv	ip	h	r	er	bb	so	2b	3b	hr	bf	bavg	wp	hbp	bk	sfa	sha
2018	0.00	0-0	1	0	0	0/0	0	1.0	1	0	0	0	0	0	0	0	4	.333	0	1	0	0	0
TOTAL	0.00	0-0	1	0	0	0/0	0	1.0	1	0	0	0	0	0	0	0	4	.333	0	1	0	0	0

### Michael, Noah

Year	avg	gp-gs	ab	r	h	2b	3b	hr	rbi	tb	slg%	bb	hbp	so	gdp	ob%	sf	sh	sb-att	po	a	e	fld%
Year	era	w-l	app	gs	cq	sho	sv	ip	h	r	er	bb	so	2b	3b	hr	bf	bavg	wp	hbp	bk	sfa	sha
2018	9.00	0-0	1	0	0	0/0	0	2.0	3	2	2	1	2	0	0	1	10	.333	0	0	0	0	0
TOTAL	9.00	0-0	1	0	0	0/0	0	2.0	3	2	2	1	2	0	0	1	10	.333	0	0	0	0	0

### Paparella, Eddie

Year	avg	gp-gs	ab	r	h	2b	3b	hr	rbi	tb	slg%	bb	hbp	so	gdp	ob%	sf	sh	sb-att	po	a	e	fld%
2017	.750	1-1	4	1	3	0	0	1	5	6	1.500	1	0	0	0	.800	0	0	0-0	0	0	0	.000
TOTAL	.750	1-1	4	1	3	0	0	1	5	6	1.500	1	0	0	0	.800	0	0	0-0	0	0	0	.000



## Individual Career History vs Auburn



### Perez, Tyler

Year	avg	gp-gs	ab	r	h	2b	3b	hr	rbi	tb	slg%	bb	hbp	so	gdp	ob%	sf	sh	sb-att	po	a	e	fld%
2018	.000	0-0	0	0	0	0	0	0	0	0	.000	0	0	0	0	.000	0	0	0-0	0	2	0	1.000
TOTAL	.000	0-0	0	0	0	0	0	0	0	0	.000	0	0	0	0	.000	0	0	0-0	0	2	0	1.000

Year	era	w-l	app	gs	cq	sho	sv	ip	h	r	er	bb	so	2b	3b	hr	bf	bavg	wp	hbp	bk	sfa	sha
2018	11.25	0-0	2	1	0	0/0	0	4.0	10	6	5	2	0	3	0	0	25	.455	1	1	0	0	0
TOTAL	11.25	0-0	2	1	0	0/0	0	4.0	10	6	5	2	0	3	0	0	25	.455	1	1	0	0	0

### Perkins, Carter

Year	avg	gp-gs	ab	r	h	2b	3b	hr	rbi	tb	slg%	bb	hbp	so	gdp	ob%	sf	sh	sb-att	po	a	e	fld%
2016	1.000	1-0	2	0	2	1	0	0	0	3	1.500	0	0	0	0	1.000	0	0	0-0	0	0	0	.000
2018	.000	2-2	6	1	0	0	0	0	0	0	.000	3	0	1	0	.333	0	0	0-0	11	3	0	1.000
TOTAL	.250	3-2	8	1	2	1	0	0	0	3	.375	3	0	1	0	.455	0	0	0-0	11	3	0	1.000

### Powers, Reid

Year	avg	gp-gs	ab	r	h	2b	3b	hr	rbi	tb	slg%	bb	hbp	so	gdp	ob%	sf	sh	sb-att	po	a	e	fld%
------	-----	-------	----	---	---	----	----	----	-----	----	------	----	-----	----	-----	-----	----	----	--------	----	---	---	------

### Proctor, Jared

Year	avg	gp-gs	ab	r	h	2b	3b	hr	rbi	tb	slg%	bb	hbp	so	gdp	ob%	sf	sh	sb-att	po	a	e	fld%
Year	era	w-l	app	gs	cq	sho	sv	ip	h	r	er	bb	so	2b	3b	hr	bf	bavg	wp	hbp	bk	sfa	sha
2018	0.00	0-0	1	0	0	0/0	0	1.0	0	0	0	0	1	0	0	0	3	.000	0	0	0	0	0
TOTAL	0.00	0-0	1	0	0	0/0	0	1.0	0	0	0	0	1	0	0	0	3	.000	0	0	0	0	0

### Sandle, Michael

Year	avg	gp-gs	ab	r	h	2b	3b	hr	rbi	tb	slg%	bb	hbp	so	gdp	ob%	sf	sh	sb-att	po	a	e	fld%
2018	.333	2-2	9	1	3	0	0	0	2	3	.333	0	0	2	0	.333	0	0	0-0	3	0	0	1.000
TOTAL	.333	2-2	9	1	3	0	0	0	2	3	.333	0	0	2	0	.333	0	0	0-0	3	0	0	1.000

### Stokes, Hunter

Year	avg	gp-gs	ab	r	h	2b	3b	hr	rbi	tb	slg%	bb	hbp	so	gdp	ob%	sf	sh	sb-att	po	a	e	fld%
2017	1.000	1-0	1	0	1	0	0	0	1	1	1.000	0	0	0	0	1.000	0	0	0-0	0	0	0	.000
2018	.143	2-2	7	0	1	1	0	0	2	2	.286	0	0	3	0	.143	0	0	0-0	6	3	0	1.000
TOTAL	.250	3-2	8	0	2	1	0	0	3	3	.375	0	0	3	0	.250	0	0	0-0	6	3	0	1.000



# Individual Career History vs Auburn



Thomas, Colton

Year avg gp-gs ab r h 2b 3b hr rbi tb slg% bb hbp so gdp ob% sf sh sb-att po a e fld%

# 2019 South Alabama Baseball Roster

No.	Name	Pos.	B/T	Ht.	Wt.	Class-Exp.	Hometown/Previous School
2	Nick Lewis	IF/OF	R/R	6-0	190	Jr.-JC	Troy, Ala. / Wallace-Dothan (Ala.) CC
6	Santi Montiel	IF	R/R	5-9	165	Fr.-HS	Alpharetta, Ga. / Alpharetta HS
8	Drake Nightengale	RHP	R/R	6-1	215	Jr.-JC	Hattiesburg, Miss. / Pearl River (Miss.) CC
9	Dakota Dailey	IF	R/R	6-0	185	Jr.-JC	Burnsville, Miss. / Northwest Mississippi CC
10	Nick DeSantis	RHP	R/R	6-1	190	Sr.-2L	Woodstock, Ga. / Lawson State (Ala.) CC
11	JoJo Booker	RHP	R/R	6-3	205	So.-1L	Brewton, Ala. / T.R. Miller HS
13	Zach Greene	RHP	R/R	6-1	215	Sr.-1L	Jacksonville, Fla. / St. Johns River State (Fla.)
14	Carter Perkins	C	L/R	5-10	190	Sr.-3L	McDonough, Ga. / Ola HS
15	Kaleb DeLaTorre	IF	L/R	6-0	200	Jr.-JC	Fort Scott, Kan. / Neosho County (Kan.) CC
16	Michael Marra	RHP	R/R	6-0	175	Jr.-JC	Kansas City, Mo. / Crowder College (Mo)
17	Caleb Yarborough	LHP	L/L	5-10	175	R-Jr.-1L	Brookhaven, Miss. / Mieridian (Miss.) CC
18	Jase Dalton	RHP	R/R	6-2	235	R-So.-JC	Byram, Miss. / Hinds (Miss.) CC
19	Andy Arguelles	LHP	L/L	5-11	180	Jr.-2L	Miami, Fla. / Christopher Columbus HS
20	Reid Powers	C	R/R	6-2	205	So.-1L	Madison, Ala. / Sparkman HS
22	Hunter Stokes	IF	L/R	6-0	170	Jr.-3L	Spanish Fort, Ala. / Spanish Fort HS
23	Colton Thomas	OF	L/R	6-0	195	R-Sr.-1L	Prattville, Ala. / Darton State (Ga.) JC
24	Eddie Paparella	OF	R/R	6-4	205	R-Sr.-1L	Skillman, N.J. / Howard (Texas) JC
25	Michael Sandle	OF	R/R	5-10	185	R-So.-1L	Navarre, Fla. / Navarre HS
28	Tyler Trussell	RHP	R/R	6-0	200	Jr.-JC	Clinton, Miss. / Hinds (Miss.) CC
30	Jared Proctor	LHP	L/L	5-8	140	Sr.-1L	Bardstown, Ky. / Wabash Valley (Ill.) CC
31	Felix Aberouette	C	R/R	6-2	215	Sr.-1L	San Bruno, Calif. / Skyline (Calif.) CC
32	Patrick McBride	RHP	R/R	6-4	225	Sr.-1L	Hawesville, Ky. / John A. Logan (Ill.) CC
33	Tyler Perez	RHP	R/R	6-2	150	Jr.-2L	Miami, Fla. / Mater Academy Charter HS
34	Ethan Wilson	OF	L/L	6-2	205	Fr.-HS	Andalusia, Ala. / Andalusia HS
36	Zach Young	RHP	R/R	6-1	180	Fr.-HS	Sebastian, Fla. / Sebastian River (Fla.) HS
37	Bennett Shell	OF	L/R	5-9	175	Fr.-HS	Pace, Fla. / Pace HS
38	Wells Davis	IF	L/R	6-2	205	Sr.-3L	Columbus, Miss. / New Hope HS
39	Noah Michael	RHP	R/R	5-11	190	R-So.-1L	Mobile, Ala. / St. Paul's Episcopal School
40	Chase Lambert	RHP	R/R	5-11	215	Sr.-1L	Pace, Fla. / Faulkner State (Ala.) CC
42	Hunter Phillips	RHP	R/R	6-2	190	Jr.-JC	Perry, Ga. / Chattahoochee Valley (Ala.) CC
43	Joel Cheatwood	RHP	R/R	6-2	180	Jr.-JC	Chelsea, Ala. / Snead State (Ala.) CC
44	Brandon Auerbach	IF	R/R	5-8	160	Fr.-HS	Parkland, Fla. / Marjory Stoneman Douglas HS
46	Herndon Akridge	RHP	R/R	6-0	160	Fr.-HS	Mobile, Ala. / St. Paul's Episcopal School
47	Zach Harlan	RHP	R/R	5-10	180	R-Fr.-HS	Daphne, Ala. / Daphne HS

## Head Coach

Mark Calvi (8th season as head coach; 9th overall at USA)

## Assistant Coaches

Alan Luckie (13<sup>th</sup> season)

Brad Phillips (1<sup>st</sup> season)

Chris Prothro (4th season)

**Director of Operations** – Andrew Carden (8th season)

## Pronunciation Key

Felix **Aberouette** – ab-uh-RETT

Andy **Arguelles** – are-GWAY-us

Brandon **Auerbach** – OUR-back

Kaleb **DeLaTorre** – dell-uh-TORE-e

Nick **DeSantis** – duh-SAN-tis

Michael **Marra** – MARR-uh

**Santi Montiel** – SAHN-tee mon-tee-EL

Eddie **Paparella** – pap-uh-RELL-uh


Head Coach Mark **Calvi** – CAL-vee

Assistant Coach Chris **Prothro** – PRO-throw

# RADIO / TV CHART



**Nick Lewis**  
IF/OF • Jr.-JC **2**  
R/R • 6-0 • 190  
Troy, Ala.  
Wallace-Dothan (Ala.) CC



**Santi Montiel**  
IF • Fr.-HS **6**  
R/R • 5-9 • 165  
Alpharetta, Ga.  
Alpharetta HS



**Drake Nightengale**  
RHP • Jr.-JC **8**  
R/R • 6-1 • 215  
Hattiesburg, Miss.  
Pearl River (Miss.) CC



**Dakota Dailey**  
IF • Jr.-JC **9**  
R/R • 6-0 • 185  
Burnsville, Miss.  
Northwest Mississippi CC



**Nick DeSantis**  
RHP • R-Sr.-2L **10**  
R/R • 6-1 • 190  
Woodstock, Ga.  
Lawson State (Ala.) CC



**JoJo Booker**  
RHP • So.-1L **11**  
R/R • 6-3 • 205  
Brewton, Ala.  
T.R. Miller HS



**Zach Greene**  
RHP • Sr.-1L **13**  
R/R • 6-1 • 205  
Jacksonville, Fla.  
St. Johns River (Fla.) CC



**Carter Perkins**  
C • Sr.-3L **14**  
L/R • 5-10 • 190  
McDonough, Ga.  
Ola HS



**Kaleb DeLaTorre**  
RHP • Jr.-JC **15**  
L/R • 6-0 • 200  
Fort Scott, Kan.  
Neosho County (Kan.) CC



**Michael Marra**  
RHP • R-Jr.-1L **16**  
R/R • 6-0 • 175  
Kansas City, Mo.  
Crowder (Mo.) CC



**Caleb Yarborough**  
LHP • R-Jr.-1L **17**  
L/L • 5-10 • 175  
Brookhaven, Miss.  
Meridian (Miss.) CC



**Jase Dalton**  
RHP • R-So.-JC **18**  
R/R • 6-2 • 235  
Byram, Miss.  
Hinds (Miss.) CC



**Andy Arguelles**  
LHP • Jr.-2L **19**  
L/L • 5-11 • 180  
Miami, Fla.  
Christopher Columbus HS



**Reid Powers**  
C • So.-1L **20**  
R/R • 6-2 • 205  
Madison, Ala.  
Sparkman HS



**Hunter Phillips**  
RHP • R-Jr.-JC **21**  
R/R • 6-2 • 190  
Perry, Ga.  
Chattahoochee Valley (Ala.) CC




**Hunter Stokes**  
IF • Jr.-2L **22**  
L/R • 6-0 • 170  
Spanish Fort, Ala.  
Spanish Fort HS



**Colton Thomas**  
OF • R-Sr.-1L **23**  
L/L • 6-0 • 195  
Prattville, Ala.  
Darton State (Ga.) JC



**Eddie Paparella**  
OF • R-Sr.-1L **24**  
R/R • 6-4 • 205  
Skillman, N.J.  
Howard (Texas) JC



**Michael Sandle**  
OF • So.-1L **25**  
R/R • 5-10 • 185  
Navarre, Fla.  
Navarre HS



**Tyler Trussell**  
RHP • R-So.-JC **28**  
R/R • 6-0 • 200  
Clinton, Miss.  
Hinds (Miss.) CC

**RADIO / TV CHART**



**Jared Proctor**

LHP • Sr.-1L **30**  
 L/L • 5-8 • 155  
 Bardstown, Ky.  
 Wabash Valley (Ill.) CC



**Felix Aberouette**

C • Sr.-1L **31**  
 R/R • 6-2 • 215  
 San Bruno, Calif.  
 Skyline (Calif.) CC




**Patrick McBride**

RHP • Sr.-1L **32**  
 R/R • 6-1 • 225  
 Hawesville, Ky.  
 John A. Logan (Ill.) CC



**Tyler Perez**

RHP • Jr.-2L **33**  
 R/R • 6-2 • 150  
 Miami, Fla.  
 Mater Academy Charter HS




**Ethan Wilson**

OF • Fr.-HS **34**  
 L/L • 6-2 • 205  
 Andalusia, Ala.  
 Andalusia HS



**Zach Young**

RHP • Fr.-HS **36**  
 R/R • 6-1 • 180  
 Sebastian, Fla.  
 Sebastian River HS



**Bennett Shell**

OF • Fr.-HS **37**  
 L/R • 5-9 • 175  
 Pace, Fla.  
 Pace HS



**Wells Davis**

IF • Sr.-3L **38**  
 L/L • 6-2 • 205  
 Columbus, Miss.  
 New Hope HS



**Noah Michael**

RHP • R-So.-1L **39**  
 R/R • 5-11 • 190  
 Mobile, Ala.  
 St. Paul's Episcopal School



**Chase Lambert**

RHP • Sr.-1L **40**  
 R/R • 5-11 • 215  
 Pace, Fla.  
 Faulkner State (Ala.) CC




**Joel Cheatwood**

RHP • Jr.-JC **43**  
 R/R • 6-2 • 180  
 Chelsea, Ala.  
 Snead State (Ala.) CC




**Brandon Auerbach**

IF • Fr.-HS **44**  
 R/R • 5-8 • 160  
 Parkland, Fla.  
 Marjory Stoneman Douglas HS



**Herndon Akridge**

RHP • Fr.-HS **46**  
 R/R • 6-0 • 160  
 Mobile, Ala.  
 St. Paul's Episcopal School



**Zach Harlan**

RHP • R-Fr.-HS **47**  
 R/R • 5-10 • 180  
 Daphne, Ala.  
 Daphne HS