



2021 AUBURN BASEBALL

AUBURN ATHLETICS COMMUNICATIONS: 392 SOUTH DONAHUE DRIVE || AUBURN, AL 36849 || AUBURNTIGERS.COM || @AUBURN_BASEBALL

2021 SCHEDULE

Day	Date	Opponent	Time/Result
FRI	FEB. 19	PRESBYTERIAN	W, 14-3
SAT	FEB. 20	PRESBYTERIAN	W, 6-1
SUN	FEB. 21	PRESBYTERIAN	W, 2-1 (10)
TUE	FEB. 23	ALABAMA A&M	W, 18-2 (7)
WED	FEB. 24	ALABAMA A&M	W, 33-0
Fri	Feb. 26	vs. #25 Oklahoma	L, 3-4 (10)
Sat	Feb. 27	vs. Baylor	L, 6-12
Sun	Feb. 28	vs. Texas A&M	W, 6-1
TUE	MAR. 2	JACKSONVILLE STATE	PPD
FRI	MAR. 5	#18 BOSTON COLLEGE	L, 2-8
SAT	MAR. 6	#18 BOSTON COLLEGE	W, 16-1
SUN	MAR. 7	#18 BOSTON COLLEGE	L, 9-11 (10)
Tue	Mar. 9	at UAB	W, 6-5
FRI	MAR. 12	LITTLE ROCK	W, 7-0
SAT	MAR. 13	LITTLE ROCK	W, 6-0
SUN	MAR. 14	LITTLE ROCK	L, 6-12
Tue	Mar. 16	at Lipscomb	W, 9-7
Fri	Mar. 19	at #4 Ole Miss*	L, 0-1
Sat	Mar. 20	at #4 Ole Miss*	L, 5-6
Sun	Mar. 21	at #4 Ole Miss*	L, 11-19
Tue	Mar. 23	vs. South Alabama	PPD
FRI	MAR. 26	KENTUCKY*	6 PM
SAT	MAR. 27	KENTUCKY*	6 PM
SUN	MAR. 28	KENTUCKY*	1 PM
Thu	Apr. 1	at Arkansas*	6:30 pm
Fri	Apr. 2	at Arkansas*	6:30 pm
Sat	Apr. 3	at Arkansas*	2 pm
TUE	APR. 6	KENNESAW STATE	6 PM
FRI	APR. 9	MISSISSIPPI STATE*	6 PM
SAT	APR. 10	MISSISSIPPI STATE*	2 PM
SUN	APR. 11	MISSISSIPPI STATE*	2 PM
Tue	Apr. 13	at Georgia Tech	5 pm
Thu	Apr. 15	at Alabama*	6 pm
Fri	Apr. 16	at Alabama*	6 pm
Sat	Apr. 17	at Alabama*	1 pm
TUE	APR. 20	SAMFORD	6 PM
WED	APR. 21	JACKSONVILLE STATE	6 PM
FRI	APR. 23	FLORIDA*	6 PM
SAT	APR. 24	FLORIDA*	11 PM
SUN	APR. 25	FLORIDA*	1 PM
Thu	Apr. 29	at Georgia*	6 pm
Fri	Apr. 30	at Georgia*	6 pm
Sat	May 1	at Georgia*	11 am
TUE	MAY 4	UAB	6 PM
THU	MAY 6	LSU*	6:30 PM
FRI	MAY 7	LSU*	7 PM
SAT	MAY 8	LSU*	2 PM
Tue	May 11	at Samford	6 pm
FRI	MAY 14	TEXAS A&M*	6 PM
SAT	MAY 15	TEXAS A&M*	2 PM
SUN	MAY 16	TEXAS A&M*	1 PM
TUE	MAY 18	NORTH ALABAMA	6 PM
Thu	May 20	at Missouri*	TBA
Fri	May 21	at Missouri*	TBA
Sat	May 22	at Missouri*	TBA

POSTSEASON

May 25-30	SEC Tournament	TBA
June 4-7	NCAA Regionals	TBA
June 11-14	NCAA Super Regionals	TBA
June 19-30	NCAA College World Series	TBA

Home games in **BOLD CAPS**

All home games at Plainsman Park | All times central



GAMES 20-22

AUBURN, ALA. (Samford Stadium-Hitchcock Field at Plainsman Park)



AUBURN TIGERS (11-8, 0-3 SEC)

Head Coach: Butch Thompson (Birmingham-Southern, 1992)

Career Record: 204-144 (7th season) | Record at Auburn: 165-123 (6th season)

VS



KENTUCKY WILDCATS (14-4, 2-1 SEC)

Head Coach: Nick Mingione (Embry-Riddle, 2000)

Career Record: 128-84 (5th season) | Record at UK: 128-84 (5th season)

» QUICK HITTERS

- Auburn's top five hitters in Tyler Miller, Ryan Bliss, Rankin Woley, Bryson Ware and Brody Moore are hitting a combined .362 (124-for-343) this season.
- Miller enters the weekend ranked second in the country with 30 RBI. He has driven in a run in 12 of 18 games played this season and has two or more RBI in eight contests.
- Woley is riding a season high 12-game hitting streak and is hitting .417 (20-for-48) during the streak. The 12-game hitting streak is the longest by an Auburn player since 2017.
- Bliss has multiple hits in six straight contests and has two or more knocks is 37 of 73 games dating back to Apr. 1, 2019. He is hitting .342 during the 73-game span.
- Auburn has won three straight SEC home opening series since 2017 and is 8-1 during the span.
- The Tigers have utilized 16 different starting lineups through 19 games this season.
- Auburn is 80-45 all-time against Kentucky, including 39-20 against the Wildcats at home.
- Friday marks Auburn's first SEC home game since a doubleheader vs. Georgia on May 11, 2019.

PITCHING MATCHUP

AUBURN		KENTUCKY	
FRI	SR RHP Cody Greenhill (2-0, 1.27)	vs.	SO RHP Cole Stupp (3-0, 1.14)
SAT	SO RHP Mason Barnett (2-1, 2.18)	vs.	SR LHP Mason Hazelwood (3-0, 2.01)
SUN	FR RHP Joseph Gonzalez (0-1, 3.18)	vs.	SO RHP Zack Lee (1-1, 3.20)

GAME INFO

Date: Friday-Sunday, Mar. 26-28, 2021
Game Time: 6 p.m. / 6 p.m. / 1 p.m.
Site: Auburn, Ala. / Plainsman Park (4,096)
TV: SEC Network+ (Fri/Sun), SEC Network (Sat)
Talent (Fri): Wiley Ballard (pxp), Mark Fuller (color)
Talent (Sat): Mike Morgan (pxp), David Dellucci (color)
Talent (Sun): JJ Jackson (pxp), Gregg Olson (color)
Radio: 93.9/95.9 FM | AuburnTigers.com | Tuneln
Talent: Andy Burcham, Brad Law
Live Stats: StatBroadcast.com
Twitter Updates: @AuburnBaseball
Postgame Recap: AuburnTigers.com
Series History: Auburn leads, 80-45
Auburn: Auburn leads, 39-20
Lexington: Auburn leads, 35-23
Neutral: Auburn leads, 4-0
Last Meeting: Auburn 4, Kentucky 3 [11] (5/22/18)

AUBURN

11-8, 0-3 SEC

Team Leaders

Batting Average: JR IF **Tyler Miller** (.411)
Runs: SO IF **Bryson Ware** (21)
2B: GR IF **Rankin Woley** (7)
HR: JR IF **Tyler Miller** (7)
RBI: JR IF **Tyler Miller** (30)
Stolen Bases: JR OF **Kason Howell** (5-7)

KENTUCKY

14-4, 2-1 SEC

Team Leaders

Batting Average: JR IF **Trae Harmon** (.371)
Runs: SO OF **John Rhoades** (20)
2B: JR IF/OF **Austin Schultz** (8)
HR: GR IF **T.J. Collett** (7)
RBI: GR IF **T.J. Collett** (22)
Stolen Bases: JR IF/OF **Austin Schultz** (10-10)

POTENTIAL STARTING LINEUP

Pos.	#	Player	AVG	AB	R	H	2B	3B	HR	RBI	SB-SBA	BB
C	41	Steven Williams	.221	68	16	15	4	0	3	15	0-0	13
1B	10	Tyler Miller	.411	73	19	30	3	1	7	30	2-2	4
2B	19	Brody Moore	.338	68	16	23	3	0	1	19	0-2	7
3B	4	Rankin Woley	.348	69	17	24	7	0	2	8	1-1	6
SS	9	Ryan Bliss	.366	71	17	26	3	0	6	13	3-4	6
LF	3	Brayton Brown	.250	16	6	4	1	0	2	6	0-0	3
CF	5	Kason Howell	.230	61	8	14	2	0	1	10	5-7	12
RF	8	Bryson Ware	.339	62	21	21	4	1	2	15	3-4	9
DH	16	Cam Hill	.343	35	5	12	1	1	2	16	0-0	5

AUBURN'S RECORD WHEN...

	2021	Under Thompson
Overall	11-8	165-123
SEC	0-3	53-69
Non-Conference	11-5	100-44
Postseason	0-0	15-13
Home	8-3	114-52
Away	2-3	35-54
Neutral	1-2	14-15
Current streak	L3	L3
Last 5 games	1-4	1-4
Last 10 games	5-5	5-5

Situational:

AU scores first	10-3	111-41
Opp. scores first	1-5	54-82
AU scores 4+ runs	10-5	151-49
AU scores 3 runs or less	1-3	14-74
AU leads after 7 innings	8-2	134-12
8 innings	9-2	154-11
AU trails after 7 innings	1-5	12-93
8 innings	0-6	4-99
Game tied after 7 innings	1-1	16-15
8 innings	1-0	3-9
Extra Innings	1-2	7-12
1-run games	2-3	31-32
2-run games	1-1	18-9
3-run games	0-0	18-16
Games decided by 5+ runs	8-4	83-39
vs. LH Starter	3-3	51-37
vs. RH Starter	8-5	114-86
More hits than opponent	11-2	125-22
Fewer hits than opponent	0-5	25-92
Hits are tied	0-1	13-10
AU has 10+ hits	7-5	102-46
Opp. has 10+ hits	0-6	38-76
Hit a home run	7-6	105-43
Opp. hits a home run	3-5	64-75
AU quality start	2-1	56-19
Opp. quality start	2-2	21-49
AU commits no errors	5-1	72-30
Opp. commits no error	2-4	41-62

By Day:

Sunday	2-3	26-24
Monday	0-0	1-2
Tuesday	3-0	34-15
Wednesday	1-0	13-5
Thursday	0-0	5-11
Friday	2-3	40-27
Saturday	3-2	43-37
Day Games (first pitch before 6 p.m.)	10-7	102-67
Night Games (first pitch after 6 p.m.)	1-1	63-56
Doubleheaders	0-0	20-10

By Month:

February	6-2	41-12
March	5-6	61-32
April	0-0	31-36
May	0-0	21-35
June	0-0	10-7

By Jersey:

White	1-3	49-28
Blue	4-2	29-23
Orange	2-1	36-24
Gray	1-1	17-31
Pinstripes	3-1	24-15
Cream Throwback	0-0	8-2

UNIVERSITY INFORMATION

Location	Auburn, Ala.
Enrollment	30,440
Founded	October 1, 1856
Nickname	Tigers
Colors	Burnt Orange and Navy Blue
President	Dr. Jay Gogue
Athletics Director	Allen Greene
Conference	Southeastern (SEC West)
Stadium / Capacity	Samford Stadium-Hitchcock Field at Plainsman Park / 4,096
Ticket Office Phone	855-282-2010

BASEBALL COACHING / SUPPORT STAFF

Head Coach	Butch Thompson (Birmingham-Southern, 1992)
Record at Auburn / Seasons	165-123 (.573) / 6th
Career Coaching Record / Seasons	204-144 (.586) / 7th
Assistant Coach	Karl Nonemaker (Vanderbilt, 2002)
Assistant Coach	Gabe Gross (Auburn, 2012)
Volunteer Assistant	Tim Hudson (Auburn)
Student Assistant	Dan Gamache (Auburn)
Director of Operations	Greg Drye (Southern Miss, 1998)
Player Development & Data Analyst	Blake Logan (Auburn, 2017)
Athletic Trainer	Anthony Sandersen (South Dakota State, 2004)
Strength & Conditioning	Chris Joyner (Minnesota State - Mankato, 2001)

PROGRAM HISTORY

Modern Era Program Record (since 1949)	1,974-1,356-4 (.593)
College World Series Appearances / Last	5 / 2019
College World Series Record	3-10 (.231)
NCAA Regional Appearances/ Last	22 / 2019
NCAA Regional Record	51-45 (.531)
NCAA Super Regional Appearances / Last	3 / 2019
NCAA Super Regional Record	3-5 (.375)
Last Postseason Opponent	Louisville / 2019 College World Series
Result	Lost, 5-3

POSTSEASON HISTORY

College World Series Appearances: 5 (1967, 1976, 1994, 1997, 2019)

Super Regional Appearances: 3 (1999, 2018, 2019)

NCAA Regional Appearances: 22 (1963, 1967, 1976, 1978, 1987, 1989, 1993-95, 1997-2003, 2005, 2010, 2015, 2017, 2018, 2019)

NCAA Regional Titles: 7 (1967, 1976, 1994, 1997, 1999, 2018, 2019)

MEDIA RELATIONS

Baseball Contact: George Nunnelley, Asst. Director - Athletics Comm.

Cell: 502-609-9982

Email: gnnunnelley@auburn.edu

Twitter: @gnunnelley

Associate AD: Kirk Sampson

2021 AUBURN BASEBALL ROSTER

No.	Name	Pos.	Cl.	B/T	Ht.	Wt.	Exp.	Hometown (Previous School)
1	Judd Ward	OF	Sr.	L/R	6-1	195	3L	Russellville, Ala. (Russellville)
2	Josh Hall	OF	R-So	L/R	5-9	185	TR	Homewood, Ala. (Ole Miss)
3	Brayton Brown	OF	So.	R/R	5-9	190	1L	Selma, Ala. (Morgan Academy)
4	Rankin Woley	IF	Gr.	R/R	6-0	210	2L	Atlanta, Ga. (Chattahoochee Valley)
5	Kason Howell	OF	Jr.	R/R	6-0	185	2L	Argyle, Texas (Liberty Christian)
6	Bobby Peirce	OF	R-So.	R/R	6-2	195	JC	Scottsdale, Ariz. (South Mountain)
7	Cole Foster	IF	Fr.	S/R	6-1	190	HS	Plano, Texas (Plano Senior)
8	Bryson Ware	IF	So.	R/R	6-2	195	JC	Madison, Miss. (Pearl River)
9	Ryan Bliss	IF	Jr.	R/R	5-9	165	2L	LaGrange, Ga. (Troup)
10	Tyler Miller	IF/OF	Jr.	L/R	6-2	193	1L	Spanish Fort, Ala. (East Mississippi)
11	Kade Snell	LHP	Fr.	L/L	6-1	225	HS	Dothan, Ala. (Wicksburg)
12	Carter Frederick	RHP/OF	Fr.	R/R	6-4	225	HS	Chelsea, Ala. (Chelsea)
13	Ben Schorr	C	Fr.	R/R	6-1	205	HS	Columbus, Ga. (Columbus)
14	Brooks Fuller	LHP	Jr.	L/L	6-2	215	2L	Auburn Ala. (Auburn)
16	Cam Hill	DH/LHP	Fr.	L/L	6-3	210	HS	Madison, Ala. (Bob Jones)
17	Ryan Dyal	C	R-Fr.	L/R	6-0	190	HS	Senoia, Ga. (East Coweta)
18	Mason Barnett	RHP	So.	R/R	6-1	205	1L	Cartersville, Ga. (Cartersville)
19	Brody Moore	IF/UTL	Jr.	R/R	6-0	185	2L	Oneonta, Ala. (Oneonta)
20	Cody Greenhill	RHP	Sr.	R/R	6-4	216	3L	Russellville, Ala. (Russellville)
21	Trace Bright	RHP	So.	R/R	6-4	185	1L	Montgomery, Ala. (Trinity Presbyterian)
22	Garrett Wade	LHP	Jr.	L/L	6-2	205	2L	Hartselle, Ala. (Hartselle)
23	Peyton Glavine	LHP	R-Jr.	R/L	5-11	176	2L	Alpharetta, Ga. (Blessed Trinity)
24	Peyton Sybrandt	C	Fr.	L/R	6-3	210	HS	Baton Rouge, La. (Episcopal School)
25	Johnny Ceccoli	IF/OF	So.	L/R	6-2	210	1L	Tyler, Texas (All Saints Episcopal)
26	Hayden Mullins	LHP	So.	L/L	6-0	185	1L	Gallatin, Tenn. (Hendersonville)
27	Seb Thomas	RHP	So.	R/R	6-5	250	1L	Brookhaven, Ga. (Marist)
28	Nate LaRue	C	So.	R/R	6-3	210	1L	Mobile, Ala. (McGill-Toolen)
29	Carson Skipper	LHP	Jr.	L/L	6-3	210	2L	Trussville, Ala. (Hewitt-Trussville)
32	Carson Swilling	RHP	Fr.	R/R	6-1	185	HS	Smiths Station, Ala. (Smiths Station)
33	Will Morrison	RHP	R-So.	R/R	6-2	190	1L	Cullman, Ala. (Cullman)
34	John Samuel Shenker	IF	R-Jr.	R/R	6-3	250	1L	Albany, Ga. (Colquitt County)
36	Jack Sokol	RHP	Fr.	R/R	6-4	192	HS	New Albany, Ohio (New Albany)
40	Blake Burkhalter	RHP	So.	R/R	6-0	185	1L	Dothan, Ala. (Northview)
41	Steven Williams	OF	Sr.	L/R	6-3	216	3L	Albany, Ga. (Deerfield-Windsor)
43	Richard Fitts	RHP	Jr.	R/R	6-3	215	2L	Helena, Ala. (Helena)
44	Jack Owen	LHP	Sr.	L/L	6-2	204	3L	Aliso Viejo, Calif. (JSerra)
45	Joseph Gonzalez	RHP	Fr.	R/R	6-4	215	HS	Humacao, P.R. (Leadership Christian Academy)
47	Garrett Farquhar	IF	Sr.	R/R	5-11	185	1L	Hoover, Ala. (Shelton State)

COACHES & STAFF

30	Butch Thompson	Head Coach	Sixth Year
35	Karl Nonemaker	Assistant Coach	Fourth Year
39	Gabe Gross	Assistant Coach	Fourth Year
15	Tim Hudson	Volunteer Assistant Coach	Second Year
	Dan Gamache	Student Assistant Coach	Second Year
	Greg Drye	Director of Operations	Sixth Year
	Anthony Sandersen	Athletic Trainer	Fourth Year
	Blake Logan	Player Development & Data Analyst	Second Year
	Chris Joyner	Strength & Conditioning	Third Year

PRONUNCIATION GUIDE

Johnny CECCOLI	Suh-CO-lee
Ryan DYAL	DIAL
Garrett FARQUHAR	FAR-kwar
KASON Howell	KAY-son
Ben SCHORR	SHORE
John Samuel SHENKER	SHANK-er
Jack SOKOL	SOAK-ull
Peyton SYBRANDT	SIGH-brandt
Rankin WOLEY	WOE-lee

30 BUTCH THOMPSON HEAD COACH

THE AUBURN SKIPPER

- Eight College World Series appearances / 17 postseason appearances
- 2013 National Runner-up (Mississippi State)
- 2001 National Champion (Birmingham-Southern)
- 2014 Baseball America/ABCA National Assistant Coach of the Year
- 2006 FCA Coach of the Year
- Coached 16 pitchers who went on to pitch in the Major Leagues
- Recruited and coached 32 pitchers who were drafted out of college that weren't drafted out of high school

Butch Thompson enters his sixth season at the helm of the program in 2020, posting a record of 154-115 in his first five seasons. He led the program to the first College World Series appearance in 22 years in 2019 and has taken the Tigers to three straight regionals for the first time since 2001-03.

Butch Thompson was named Auburn's head baseball coach on October 22, 2015 and enters his sixth season with the Tigers in 2021.

Thompson, who spent three seasons as an assistant coach and recruiting coordinator at Auburn from 2006-08, returned to The Plains after seven seasons at Mississippi State as both associate head coach and pitching coach.

A native of Amory, Miss., Thompson has coached 30 Division I All-Americans and 39 all-conference performers. He has seen 16 of his former pitchers make their Major League Baseball debuts, including 10 since 2014. Thompson has also turned 32 pitchers who went undrafted out of high school into MLB draft picks.

Thompson had three pitchers drafted in the first 11 rounds in 2014 and five pitchers drafted, including three in the top 10 rounds, in 2013. He added a first-round selection in the 2016 draft, a third-round pick in Keegan Thompson in 2017 and the first No. 1 overall pick in program history in Casey Mize in 2018. With Tanner Burns also going as a supplemental first round pick in 2020, Auburn became one of four programs with a pair of pitchers drafted in the first round in the last three years.

Along with his pitching pedigree, Thompson is also considered one of the top recruiters in the country. Since 2003, he has secured 13 recruiting classes that were ranked in the top 10 by either Baseball America or Perfect Game, including the No. 5 signing class in 2017 and a program record No. 4 class in 2018. His classes signed from 2006-08 at Auburn each ranked in the top 18 nationally, including the No. 5 class in 2008, which included All-American and SEC Player of the Year Hunter Morris.

In 28 years of coaching at the collegiate level, including 19 in the Southeastern Conference, Thompson has coached eight College World Series participants, including leading the Tigers to the program's first trip to the College World Series in 22 years in 2019. Thompson has also coached one national champion and a national runner-up, won nine conference championships and made 17 postseason appearances. He has also served as an assistant under three National Coach of the Year recipients.

Thompson was named the 2006 Fellowship of Christian Athletes SEC Coach of the Year while at Auburn and the 2014 Baseball America and American Baseball Coaches Association (ABCA) National Assistant Coach of the Year while at Mississippi State.

Thompson has returned the Tigers to prominence in five seasons on The Plains as he has guided the team to a 154-115 overall record and three straight NCAA Tournament appearances for the first time since 2001-03, including back-to-back super regionals for the first time in program history. After advancing to the College World Series in 2019 and a winner-take-all game three in the Gainesville Super Regional in 2018, the Tigers have finished each of the last two full seasons ranked as high as No. 8 and No. 9, respectively. It marked the third time in program history the team has finished back-to-back seasons in the top 10.

Entering the 2019 postseason as the No. 2 seed in the Atlanta Regional, Auburn became the only program to sweep a regional on the road in each of the last two seasons before also becoming the first team to defeat North Carolina in a Chapel Hill Super Regional in 2019, punching its ticket to Omaha for the first time since 1997.

In seven seasons at MSU, Thompson made four NCAA regional trips, two Super Regionals, won the SEC Tournament and advanced to the College World Series finishing as NCAA runner-up in 2013. In three of his last four seasons in Starkville, the Bulldogs' staff ERA finished no higher than 3.06. Thompson's 2013 pitching staff was one of two nationally to finish in the top 15 in ERA, strikeouts per nine



innings and hits allowed per nine innings.

In addition to his experience at Auburn and Mississippi State, Thompson also spent four seasons at Georgia from 2002-05, including a trip to the College World Series in 2004. While there, he guided the development of future Major Leaguers Josh Fields, Mitchell Boggs and Brooks Brown.

Thompson launched his coaching career as pitching coach and top assistant at Huntingdon College (Ala.) in 1993, before returning to his alma mater in Birmingham, where he helped lead the Panthers to back-to-back Southern States Conference Championships and in 1995 coached BSC to its first NAIA World Series berth.

Thompson left BSC briefly to serve as head coach at Jefferson State Community College in Birmingham in 1997. While at JSCC, he was honored as the Regional Tournament Coach of the Year, the ABCA Alabama Junior College Coach of the Year and the Southeast Region Coach of the Year after guiding JSCC to a 39-21 mark, the AJCAA Region 22 State Championship and a third-place finish in the NJCAA Division II World Series.

He returned to Birmingham-Southern as top assistant the following season, beginning a four-year run during the most successful span in BSC baseball history. The Panthers won 196 games and four TranSouth Conference Championships and made three-consecutive appearances in the NAIA World Series. BSC's 2001 team posted a school-best 55-11 mark and captured the NAIA National Championship.

In 2002, Thompson joined the SEC baseball coaching fraternity as a pitching coach and recruiting coordinator at Georgia and has been a part of the league for the past 17 seasons.

Thompson currently serves as the large-school representative for the Alabama Baseball Coaches Association and is an All-American committee member representing the South region for the ABCA.

Thompson prepped at Amory (Miss.) High School and later starred as a pitcher at Itawamba (Miss.) Community College from 1989-90. On Oct. 25, 2014, Thompson was inducted into the ICC Athletic Hall of Fame.

He earned a Bachelor's Degree in History at BSC in 1992 and completed a Master's Degree in Sports Administration at UAB in 1996. He is married to the former Robin Ashe of Birmingham, Ala., and they are the parents of three daughters --- Anna, Olivia and Madelyn Gail.

NATIONAL POLLS

NEWS & NOTES

BASEBALL AMERICA

Mar. 22

1. Arkansas*
2. Mississippi State*
3. Vanderbilt
4. Ole Miss*
5. Florida*
6. Texas Tech
7. Louisville
8. East Carolina
9. Texas
10. Georgia Tech*
11. North Carolina
12. Notre Dame
13. Oregon
14. Pittsburgh
15. Florida State
16. Tennessee
17. UCLA
18. Miami
19. Michigan
20. South Carolina
21. Arizona
22. Virginia Tech
23. Alabama*
24. TCU
25. Indiana State

D1 BASEBALL

Mar. 22

1. Vanderbilt
2. Arkansas*
3. Mississippi State*
4. Ole Miss*
5. Florida*
6. Texas Tech
7. Louisville
8. East Carolina
9. Texas
10. UCLA
11. Georgia Tech*
12. Tennessee
13. TCU
14. Notre Dame
15. Pittsburgh
16. Oregon
17. Florida State
18. Michigan
19. Miami
20. Oklahoma State
21. Oregon State
22. LSU*
23. Louisiana Tech
24. North Carolina
25. South Carolina

USA TODAY

Mar. 22

1. Vanderbilt
2. Arkansas*
3. Ole Miss*
4. Mississippi State*
5. Florida*
6. Texas Tech
7. Louisville
8. East Carolina
9. Tennessee
10. Texas
11. UCLA
12. TCU
13. Georgia Tech*
14. Notre Dame
15. Oregon
16. LSU*
17. Oklahoma State
18. Pittsburgh
19. Michigan
20. Oregon State
21. Florida State
22. Miami
23. South Carolina
24. Alabama*
25. North Carolina

NCBWA

Mar. 22

1. Vanderbilt
2. Mississippi State*
3. Arkansas*
4. Texas Tech
5. Ole Miss*
6. Florida*
7. Louisville
8. East Carolina
9. Texas
10. Tennessee
11. UCLA
12. Georgia Tech*
13. TCU
14. Oregon State
15. Oregon
16. LSU*
17. Notre Dame
18. Oklahoma State
19. Miami
20. Pittsburgh
21. Michigan
22. Alabama*
23. Florida State
24. South Carolina
25. Arizona

PERFECT GAME

Mar. 22

1. Vanderbilt
2. Mississippi State*
3. Arkansas*
4. Florida*
5. Ole Miss*
6. Louisville
7. Texas Tech
8. East Carolina
9. Indiana
10. Texas
11. Michigan
12. Oregon
13. Notre Dame
14. Tennessee
15. UCLA
16. Pittsburgh
17. LSU*
18. Florida State
19. TCU
20. Georgia Tech*
21. Louisiana Tech
22. North Carolina
23. Indiana State
24. Miami
25. Arizona

COLLEGIATE BASEBALL

Mar. 22

1. Vanderbilt
2. Florida*
3. Ole Miss*
4. Texas Tech
5. Arkansas*
6. Mississippi State*
7. Louisville
8. East Carolina
9. Texas
10. Michigan
11. UCLA
12. Georgia*
13. Oklahoma State
14. LSU*
15. Oregon
16. Arizona State
17. North Carolina
18. Pittsburgh
19. Georgia Tech*
20. Oregon State
21. Notre Dame
22. Southern Illinois
23. Arizona
24. Alabama*
25. Florida State

AUBURN IN THE POLLS

BA D1 CB NC PG USA

Pre. NR 23 NR 25 17 NR
 2/22 NR 21 NR 22 17 N/A
 3/1 NR NR NR NR 22 25
 3/8 NR NR NR NR NR NR
 3/15 NR NR NR NR NR NR
 3/22 NR NR NR NR NR NR

HOME SWEET HOME

- Friday marks Auburn's first SEC home game since a doubleheader vs. Georgia on May 11, 2019.
- The Tigers are 34-26 in SEC home games under head coach Butch Thompson, including 28-17 overall and 11-4 in SEC series since 2017.
- The team is 95-37 (.720) at home since the start of the 2017 season and 72-24 (.750) at home since the start of the 2018 season.
- Auburn is 8-3 with a .339 average and 3.18 ERA at Plainsman Park this season.

DIGGING THE LONG BALL

- Auburn hit three or more home runs in two games last week, pushing its season total to 29 home runs.
- The Tigers 29 homers through 19 games are four shy of the pace the 2010 team that set the single season program record with 131 home runs was on thru 19 games.
- Kason Howell became the 11th player to homer in a game with his first career long ball at Lipscomb last Tuesday. The Tigers haven't had 11 players homer in a season since 2010.

THE SWITCH UP

- This weekend's starting rotation of Greenhill, Barnett and Gonzalez will mark Auburn's fifth different starting rotation in the first six weeks of the season.
- The Tigers have also used 16 different starting lineups through 19 games.

GONZO'S GEM

- Gonzalez is set to make his second start Sunday.
- The Humacao, Puerto Rico, native retired the first 15 batters he faced and struck out seven in his first career start at UAB on Mar. 9.

MISSING PIECES

- Auburn's potential opening weekend rotation of Richard Fitts, Cody Greenhill and Jack Owen have all missed time due to injuries this season.
- Owen made his season debut in relief at Ole Miss, while Greenhill missed a start vs. Boston College and Fitts will miss his third straight start this weekend.
- The trio entered the season with 112 combined appearances in their careers but have combined to make just nine combined appearances through five weeks.

DEPTH FOR DAYS

- Seventeen Auburn players have earned at least one start through 19 games this season.
- Ten players with 10 or more at-bats are hitting .300 or better and two players are hitting .400 or higher.
- Sixteen pitchers have made an appearance this season, including 14 who have made three or more.

PROLIFIC OFFENSE

- Auburn finished the shortened 2020 season as the national leader in batting average (.330) and also ranked in the top 10 in the country in hits (210), doubles (51), runs (158) and on-base percentage (.421).
- Through 19 games, the Tigers have scored 165 runs on 216 hits and are hitting .315 with a .402 on-base percentage.
- Auburn has more hits (426) than any other D1 team and the fourth most and runs (323) since the start of 2020.

100 HIT CLUB

- Auburn has four players with 100+ hits in an Auburn uniform - Williams (155), Ward (127), Bliss (125) and Woley (123).
- The Tigers are one of two teams in the country (Wake Forest) to have four players with 100+ hits.
- Both teams have a fifth player approaching 100 career hits as Auburn center fielder Kason Howell has 87 career hits and Wake Forest infielder Michael Turnconi has 86 career hits.

IS T-MILL FOR REAL?

- Tyler Miller reached base in nine straight plate appearances from 2/27-3/5, going 8-for-8 with four runs, a double, triple, homer and four RBI during the stretch.
- Miller ranks second in the country with 30 RBI and leads the SEC with a .411 average.
- He also ranks top five in hits (30), slugging (.767) and total bases (56).
- The Spanish Fort, Alabama, native has multiple hits in 10 of 18 games and multiple RBI in eight contests this season.

BLISS TERING BASEBALLS

- Shortstop Ryan Bliss has started and played in all but two games since stepping foot on campus in 2019.
- Bliss has multiple hits in 37 of 73 games since April 1, 2019 and is hitting .342 (101-for-295) during the span.
- He has multiple hits in six straight games and is hitting .414 (12-for-29) during his current seven-game hitting streak.

RANKIN IS ROLLIN'

- Rankin Woley is riding a season high 12-game hitting streak and is hitting .417 (20-for-48) during the span.
- His 12-game hitting streak is the longest by an Auburn player since Jonah Todd (16) and Dylan Ingram (13) in 2017.
- The graduate third baseman is hitting .380 (52-for-137) with 30 runs, 15 doubles, four home runs and 30 RBI in 35 games since the start of last season.

SWING IT, STEVEN

- Senior outfielder Steven Williams ranks second among active SEC players in hits (155), home runs (26) and RBI (114).
- Williams would enter the top 10 in program history with nine or more home runs.

GETTING IT STARTED

- Despite both missing time with injuries this season, Ryan Bliss and Judd Ward have hit first and second in the Auburn lineup in 54 of the last 63 games dating back to 2019.
- During the 54-game span, the duo has hit .313 (139-for-444) with 97 runs, 23 doubles, three triples, 15 home runs and 73 RBI.

PROVEN VETERANS

- Seniors Cody Greenhill and Jack Owen entered the season as two of eight SEC pitchers with a career sub-4.00 ERA and 100+ IP.
- Greenhill entered 2021 with a 2.63 ERA in 133.2 IP while Owen had turned in a 3.76 clip in 124.1 IP.

RECORD-SETTING PERFORMANCE

- Auburn set the program record with 33 runs in a win against Alabama A&M on Feb. 24, eclipsing the previous mark of 32 runs against Troy on Mar. 2, 1994.
- The Tigers also tied the program record with 27 hits in the contest, matching the previous record set in the same game against the Trojans.
- The team scored 14 runs in the fourth inning, coming up two runs shy of the program record.
- Twelve players recorded a hit in the game and 10 had two or more, including all nine in the starting lineup.
- Nine players drove in two or more runs, including four players with four or more RBI, led by Brody Moore's seven.
- The Tigers totaled 11 doubles in the game and three players had a pair of two-baggers. It marked the first time since 2010 the team hit 10 or more doubles in a game.
- Bryson Ware set the single-game program record by scoring six runs in the contest.

TOUGH TESTS AHEAD

- Last weekend at No. 4 Ole Miss marked Auburn's fifth, sixth and seventh games against ranked opponents this season.
- The Tigers are scheduled to play seven other opponents ranked in the top 25 of one of the six major polls, including four of the top five in Baseball America and D1 Baseball's latest top 25.

WEALTH OF EXPERIENCE

- The Tigers return 12 position players, including seven players who started 10 or more games, and 10 pitchers from last year's team.
- The returning position players accounted for 76 percent of the runs, 77 percent of the RBI and 79 percent of the Tigers' hits in 2020.
- Despite losing two weekend starters in Tanner Burns and Bailey Horn, the returning pitchers accounted for 62 percent of the strikeouts, 66 percent of the innings pitched and 71 percent of the team's appearances in 2020.

ALL-SEC

- Ryan Bliss and Rankin Woley held down the left side of the infield on the Preseason All-SEC Team selected by the leagues head coaches earlier this month.
- The tandem are the first shortstop and third baseman teammates to both be named First Team Preseason All-SEC since Dalton Guthrie and Jonathan India of Florida in 2017.

ALL-AMERICA

- Three Tigers have been represented on Preseason All-America teams in Ryan Bliss, Richard Fitts and Rankin Woley.
- Baseball America: Bliss and Fitts (3rd)
- Collegiate Baseball: Bliss and Woley (3rd)
- D1 Baseball: Fitts (2nd)
- NCBWA: Woley (2nd)
- Perfect Game: Bliss (3rd)

HISTORIC RUN

- Auburn's appearance in the 2019 College World Series was the team's fifth all-time and the first since 1997.
- The Tigers have been to three straight regionals for the first time since 2001-03 and two straight super regionals for the first time in program history.
- The team has won 118 games in the last three full seasons, marking the most wins in a three-year span since winning 124 games from 1999-2001.

MR. 200

- Including a season at Jefferson State Community College, head coach Butch Thompson recorded his 200th career win in a 16-1 victory against Boston College on Mar. 6.

MLB SUCCESS ON STAFF

- With the addition of Tim Hudson prior to the 2020 season, Auburn's coaching staff has 62 years of experience in professional baseball, including 32 years in the MLB.
- Other members of the coaching and support staff with professional experience include Gabe Gross, Karl Nonemaker, Dan Gamache, Chris Joyner and Anthony Sandersen.

AUBURN IN THE MLB DRAFT

- The 2020 MLB Draft marked the 46th consecutive year Auburn had at least one player selected, tied for the longest active streak in the SEC.
- With Tanner Burns and Bailey Horn going in the first and fifth rounds, it marked the third time in program history two pitchers were drafted in the first five rounds, including the first time since 1997.
- It also marked the first time the team has had a top-seven round pitcher in four straight drafts and the second time Auburn had a top-five round pick in five straight drafts (1997-2001).

THE LAST TIME...

BATTING SUPERLATIVES

5 hits in a game	Anfernee Grier at Kennesaw St. [5-for-6] (4/12/16)
6 hits in a game	Tyler Johnstone vs. Elon [6-for-7, 2B, 3B] (2/25/05)
Reached base 6 times	Bryson Ware vs. Alabama A&M [3-5, 3B] (2/24/21)
4 runs in a game	Judd Ward vs. Presbyterian (2/19/21)
5 runs in a game	Rankin Woley vs. #18 Boston College (3/6/21)
6 runs in a game	Bryson Ware vs. Alabama A&M (2/24/21)
10-game hitting streak	Rankin Woley, 12 games (2/28-pres)
15-game hitting streak	Jonah Todd, 16 games, (4/8-5/7/17)
20-game hitting streak	A. Grier, 22 games, (5/31/15-3/22/16)
25-game hitting streak	Justin Fradejas, 27 games (3/23-5/7/10)
30-game hitting streak	Casey Dunn, 31 games (2/22 [G1]-4/15/97)
3 doubles in a game	Jordan Ebert vs. Southern (2/26/16)
4 doubles in a game	Ken Dempsey vs. Georgia (1971)
2 triples in a game	Jay Gonzalez vs. Alabama State (2/28/12)
3 triples in a game	never
2 home runs in one game	Ryan Bliss at #4 Ole Miss (3/21/21)
3 home runs in one game	Tony Caldwell at Kentucky (4/9/11)
7 RBI in a game	Brody Moore vs. Alabama A&M (2/24/21)
8 RBI in a game	Justin Bryant at Georgia (3/19/10)
9 RBI in a game	Hunter Morris at Georgia (3/21/10)
10 RBI in a game	Bob Berry vs. Huntington (4/15/82)
Grand slam home run	Cam Hill vs. #18 Boston College (3/6/21)
Inside-the-park home run	Edouard Julien vs. Georgia Southern (2/17/19)
HR to begin game	Will Holland at #5 Ole Miss (5/12/18)
Two HR in one inning	Dan Glevenyak at Jacksonville State (8th) (5/7/13)
HR in consecutive at-bats	Tyler Miller at Lipscomb (3/16/21)
HR in three consecutive at-bats	Edouard Julien vs. Alabama A&M/at UCF (2/20-22/19)
HR in consecutive games	Cam Hill vs. #18 Boston College (3/6-7/21)
HR in three consecutive games	Conor Davis vs. Alabama A&M/Wright State (2/25-28/20)
HR in three consecutive SEC games	Trent Mummy (4/17-23/10)
HR in four consecutive games	Joseph Sanders (5/10-15/08)
HR in four consecutive SEC games	Mike Bianucci (5/2-9/08)
HR in five consecutive games	Tim Lemons (4/6-10/85)
Walk-off HR	Steven Williams at #7 Georgia Tech (6/1/19)
Pinch-hit HR	Johnny Ceccoli vs. Oakland (2/19/20)
Pinch-hit grand slam	Edouard Julien vs. BYU (G1 - 3/3/18)
HR in first at-bat of season	Steven Williams vs. Longwood (2/17/18)
HR in both games of DH	Dylan Ingram at #7 Mississippi St. (4/29/17)
Hit for the cycle	Judd Ward [3B, 1B, HR, 2B] vs. Illinois-Chicago (G1 - 2/15/20)
Hit from both sides of plate in same inning	Damon Haecker [5th inn.] vs. Jacksonville St. (3/15/17)
Two hits in same inning	Bliss [1B, 1B] & Woley [2B, 1B] at #4 Ole Miss [8th] (3/21/21)
Stole home	Justin Hargett vs. Davidson (Gm 2) [4th] (G1 - 3/3/10)
Stole two bases in a game	Josh Hall vs. Alabama A&M (2/23/21)
Stole three bases in a game	Anfernee Grier vs. Southern (2/26/16)
Hit by a pitch 2 times in a game	Rankin Woley vs. #18 Boston College (3/6/21)
Hit by a pitch 3+ times in a game	Dan Glevenyak at Alabama (4) (4/11/14)
Scored 20 or more runs	20 vs. Wright State (2/29/20)
Scored 25 or more runs	25 vs. Longwood (2/17/18)
Scored 30 or more runs	33 vs. Alabama A&M (2/24/21)
Scored 5 runs in an Inning	5, vs. Little Rock (5th) (3/12/21)
Scored 6 runs in an Inning	6, vs. Oakland (8th) (2/19/20)
Scored 7 runs in an Inning	7, vs. Chicago State (3rd) (3/8/20)
Scored 8 runs in an Inning	8, at UAB (5th) (3/19/19)
Scored 9 runs in an Inning	9, at #4 Ole Miss (8th) (3/21/21)
Scored 10+ runs in an Inning	14, vs. Alabama A&M (4th) (2/24/21)
Recorded 10+ hits in an Inning	11, vs. Furman (5th) (2/12/00)
Scored in every inning	vs. Coppin State (3/18/14)
Recorded 15-19 hits	15, at #4 Ole Miss (3/21/21)
Recorded 20 or more hits	27, vs. Alabama A&M (2/24/21)
Hit 3 or more home runs in an inning	3, vs. Northeastern (6th) (G1 - 3/10/18)
Hit 3 or more home runs in a game	3, at #4 Ole Miss (3/21/21)
Hit 5 or more home runs in a game	6, vs. Northeastern (G1 - 3/10/18)
Hit 7 or more home runs in a game	7, vs. Mississippi State (5/8/10)
Hit back-to-back home runs	S. Williams & R. Woley at #4 Mississippi State (6th) (3/22/19)
Hit back-to-back-to-back home runs	B. Fletcher, H. Morris & K. Patterson vs. Mississippi State (5th) (5/8/10)
Had 5 doubles	5, vs. Oakland (2/19/20)
Had 6 doubles	6, vs. Georgia Tech (3/13/18)
Had 7 doubles	7, vs. Chicago State (3/8/20)
Had 8 doubles	8, vs. BYU (G1 - 3/3/18)
Had 9+ doubles	11, vs. Alabama A&M (2/24/21)
Stole 5 bases in a game	5, vs. Bethune-Cookman (5/6/14)
Stole 6 bases in a game	6, vs. #21 Tennessee (3/17/19)
Stole 7 bases in a game	7, vs. Presbyterian (5/8/12)
Stole 8 bases in a game	8, vs. Alcorn State (2/22/12)
Walked 10+ times	11, vs. Alabama A&M (2/24/21)
Did not strike out in a game	vs. Belmont (3/11/12)

PITCHING SUPERLATIVES

INDIVIDUAL	
Nine-inning no-hitter	Casey Mize vs. Northeastern (3/9/18)
Nine-inning no-hitter (combined)	Mike Mueller [2.0], Lee Carter [1.0], Brandon Channell [1.0], Reid Price [1.0], Andrew Skinner [1.0], Arnold Hughey [1.0], Ken Clayton [1.0], Cory Duettt [0.2], Sean Jones [0.1] vs. UAB (3/19/02)
Seven-inning no-hitter	Jason Johnson vs. LaGrange College (4/30/91)
Nine-inning perfect game	Eric Brandon vs. Murray State (3/2/02)
Seven-inning perfect game	Jason Johnson vs. LaGrange College (4/30/91)
Nine-inning one-hitter (individual)	Keegan Thompson vs. Presbyterian (3/1/14)
Nine-inning one-hitter (combined)	Tanner Burns [7.0], Cody Greenhill [2.0] vs. Chicago State (3/6/20)
Five-inning one-hitter	Kevin Davis [3.2], Jacob Milliman [1.1], vs. Radford (2/22/15)
Nine-inning two-hitter	Tanner Burns [9.0] vs. Cincinnati (3/1/19)
Complete game	Jack Owen vs. UTSA (3/9/19)
Complete game shutout	Jack Owen vs. UTSA (3/9/19)
Consecutive complete games	K. Thompson vs. Arkansas & LSU (4/4 & 4/11/15)
Struck out 10 batters	10 by Tanner Burns vs. Chicago State (3/6/20)
Struck out 11 batters	11 by Bailey Horn vs. Chicago State (3/8/20)
Struck out 12 batters	12 by Casey Mize at Kentucky (3/23/18)
Struck out 13 batters	13 by Casey Mize vs. Texas A&M (3/16/18)
Struck out 15 batters	15 by Tanner Burns vs. Cincinnati (3/1/19)
TEAM	
Struck out 15+ batters	Joseph Gonzalez [7], Hayden Mullins [8] at UAB (3/9/21)
Struck out 20+ batters	Brooks Fuller [4], Ryan Watson [4], Elliott Anderson [3], Cody Greenhill [4], Carson Skipper [3], Garrett Wade [2] vs. #9 Arkansas (4/5/19)
Struck out 15 batters consecutive games	vs. Ga State, at Missouri (4/5-7/16)
Shut out an opponent	6-0 vs. Little Rock (3/13/21)
Consecutive shutouts	7-0 vs. Little Rock / 6-0 vs. Little Rock (3/12-13/21)
Three straight shutouts	2-0 vs. UT Martin / 6-0 vs. UTSA / 5-0 vs. UTSA (3/6-9/19)
Shut out an SEC opponent	7-0 at #12 Texas A&M (4/13/19)
Shut out an SEC opponent on the road	7-0 at #12 Texas A&M (4/13/19)
Consecutive SEC shutouts	5-0 and 4-0 at Miss. State (3/27-28/15)
Consecutive SEC shutouts on the road	5-0 and 4-0 at Miss. State (3/27-28/15)
Was shut out	1-0 at #4 Ole Miss (3/21/21)
Was held to one hit	vs. #24 Missouri (4/1/18)
Was no hit	vs. #13 Arkansas (5/25/17)
FIELDING SUPERLATIVES	
2 errors in a game	Will Holland at #7 Georgia Tech (6/1/19)
3 errors in a game	Luke Jarvis vs. Presbyterian (3/11/17)
4 errors in a game	Brett Burnham at Alabama (4/5/00)
3 double plays turned in a game	vs. Baylor (2/27/21)
4 double plays turned in a game	vs. Georgia Tech (4/4/17)
5 double plays turned in a game	never
Triple play (Auburn)	vs. Memphis (5/22/78)
Triple play (Opponent)	at Florida [4th] (3/15/08)
Threw a runner out at HP to end game	Will Holland vs. Presbyterian (3/12/17)
MISC. SUPERLATIVES	
Won 10 or more consecutive games	15 (2/24-3/22/19)
Won 15 or more consecutive games	15 (2/24-3/22/19)
Won 8 or more consecutive SEC games	9 (4/1-21/95)
Lost 5 or more consecutive games	7 (5/6-5/13/17)
Home winning streak	21 (1964-66)
Road winning streak	14 (1967/1995)
Season-opening winning streak	17 (2/7-3/5/97)
Extra-innings victory	2-1, vs. Presbyterian [10 inn] (2/21/21)
Extra-innings loss	9-11, vs. #18 Boston College [10 inn] (3/7/21)
Swept a 3-game series	vs. Presbyterian (2/19-21/21)
Swept a road series	at Alabama (4/20-21/18)
Swept a road SEC series	at Alabama (4/20-21/18)
Swept a SEC series	vs. #21 Tennessee (3/15-17/19)
Swept a 4-game series	Illinois-Chicago (2/14-16/20)
Swept a doubleheader	Illinois-Chicago (2/15/20)
Allowed 3 runs or fewer in a series	2, vs. Chicago State (3/6-8/20)
Allowed 3 runs or fewer in a SEC series	3 vs. Miss. State (3/27-29/15)
Allowed 4 runs or fewer in a series	3 vs. UTSA (3/8-9/19)
Allowed 4 runs or fewer in a SEC series	4 vs. Georgia (4/23-25/15)
Allowed 3 runs or fewer in a road series	3 vs. Miss. State (3/27-29/15)
Allowed 3 runs or fewer in a SEC road series	3 vs. Miss. State (3/27-29/15)
Overcome a deficit of 7+ runs	7 runs, [7-0, 12-8] vs. Florida A&M (2/22/17)
Won a 1-0 game	vs. Mercer (5/30/15) [NCAA Regional]
Lost a 1-0 game	vs. Ohio State (2/15/14)
Walk-off win	vs. Presbyterian [10 inn.] (2/21/21)
Walk-off loss	vs. Oklahoma [10 inn.] (2/26/21)

HITTER PROFILES

9 • RYAN BLISS IF

5-9 • 165 • JR • LaGrange, Ga. • Troup County

- Has multiple hits in six straight games and in 37 of 73 games dating back to April 2019
- Is hitting .342 (101-for-295) during the 73 game span
- Has reached base in 27 straight games
- Rated by Baseball America as the No. 76 overall prospect for the 2021 MLB Draft

CAREER STATISTICS

YEAR	AVG	GP-GS	AB	R	H	2B	3B	HR	RBI	SB-A
2019	.281	66-66	249	50	70	11	1	3	37	11-13
2020	.377	18-18	77	21	29	7	2	2	17	5-7
2021	.366	17-17	71	17	26	3	0	6	13	3-4
TOTAL	.315	101-101	397	88	125	21	3	11	67	19-24

CAREER HIGHS

At Bats: 6, two times
Runs: 4, vs. Georgia (5/11/19)
Hits: 4, vs. Oakland (2/19/20)
Doubles: 2, vs. UIC (2/14/20)
HR: 2, two times
RBI: 4, four times

SEASON HIGHS

6, at Ole Miss (3/21)
 2, six times
 3, vs. OU (2/26)
 1, three times
 2, two times
 2, three times

3 • BRAYTON BROWN OF

5-9 • 190 • SO • Selma, Ala. • Morgan Academy

- Hit his second HR of the year in the finale at Ole Miss

CAREER STATISTICS

YEAR	AVG	GP-GS	AB	R	H	2B	3B	HR	RBI	SB-A
2020	.267	14-7	30	6	8	2	0	1	4	0-0
2021	.250	10-2	16	6	4	1	0	2	6	0-0
TOTAL	.261	24-9	46	12	12	3	0	3	10	0-0

CAREER HIGHS

At Bats: 5, vs. Alabama AGM (2/26/20)
Runs: 3, vs. Oakland (2/19/20)
Hits: 2, vs. AAMU (2/24/21)
Doubles: 1, three times
HR: 1, three times
RBI: 3, at Ole Miss (3/21/21)

SEASON HIGHS

3, two times
 2, two times
 2, vs. AAMU (2/24)
 1, vs. AAMU (2/24)
 1, two times
 3, at Ole Miss (3/21)

17 • RYAN DYAL C

6-0 • 190 • R-FR • Senoia, Ga. • East Coweta

CAREER STATISTICS

YEAR	AVG	GP-GS	AB	R	H	2B	3B	HR	RBI	SB-A
2021	.105	10-5	19	2	2	0	0	0	1	1-1

SEASON HIGHS

At Bats: 5, vs. AAMU (2/24)
Runs: 1, two times
Hits: 1, two times
Doubles: --
RBI: 1, at Ole Miss (3/21)

47 • GARRETT FARQUHAR IF

5-11 • 185 • SR • Hoover, Ala. • Shelton State

CAREER STATISTICS

YEAR	AVG	GP-GS	AB	R	H	2B	3B	HR	RBI	SB-A
2020	.263	13-10	38	15	10	2	0	0	10	1-1
2021	.385	10-2	13	5	5	2	0	0	1	1-1
TOTAL	.294	23-12	51	20	15	4	0	0	11	2-2

CAREER HIGHS

At Bats: 5, two times
Runs: 4, vs. AAMU (2/24)
Hits: 3, vs. AAMU (2/24)
Doubles: 2, vs. AAMU (2/24)
RBI: 4, vs. UIC (2/16)

SEASON HIGHS

4, vs. PC (2/20)
 4, vs. AAMU (2/24)
 3, vs. AAMU (2/24)
 2, vs. AAMU (2/24)
 1, vs. AAMU (2/24)

7 • COLE FOSTER IF

6-1 • 190 • FR • Plano, Texas • Plano Senior

- Made his second career start in the finale at Ole Miss

CAREER STATISTICS

YEAR	AVG	GP-GS	AB	R	H	2B	3B	HR	RBI	SB-A
2021	.400	6-2	10	4	4	1	0	0	1	0-0

SEASON HIGHS

At Bats: 4, at Ole Miss (3/21)
Runs: 3, vs. AAMU (2/23)
Hits: 2, vs. AAMU (2/24)
Doubles: 1, vs. AAMU (2/24)
RBI: 1, vs. AAMU (2/23)

2 • JOSH HALL OF

5-9 • 185 • R-SO • Homewood, Ala. • Ole Miss

CAREER STATISTICS

YEAR	AVG	GP-GS	AB	R	H	2B	3B	HR	RBI	SB-A
2021	.342	14-10	38	9	13	2	2	0	8	4-5

SEASON HIGHS

At Bats: 5, at Lipscomb (3/16)
Runs: 3, vs. AAMU (2/23)
Hits: 3, vs. AAMU (2/23)
Doubles: 1, two times
RBI: 3, vs. AAMU (2/23)

16 • CAM HILL IF

6-3 • 1210 • FR • Madison, Ala. • Bob Jones

- Has driven in multiple runs in five and has four games with 3+ RBI this season

CAREER STATISTICS

YEAR	AVG	GP-GS	AB	R	H	2B	3B	HR	RBI	SB-A
2021	.343	11-9	35	5	12	1	1	2	16	0-0

CAREER HIGHS

At Bats: 4, five times
Runs: 2, vs. BC (3/7)
Hits: 3, vs. AAMU (2/23)
Doubles: 1, vs. AAMU (2/23)
HR: 1, two times
RBI: 4, vs. BC (3/7)

5 • KASON HOWELL OF

6-0 • 185 • JR • Argyle, Texas • Liberty Christian

- Hit his first career HR at Lipscomb last Tuesday

CAREER STATISTICS

YEAR	AVG	GP-GS	AB	R	H	2B	3B	HR	RBI	SB-A
2019	.262	63-63	225	31	59	10	0	0	28	14-16
2020	.359	11-10	39	8	14	7	0	0	6	0-0
2021	.230	19-18	61	8	14	2	0	1	10	5-7
TOTAL	.268	93-91	325	47	87	19	0	1	44	19-23

CAREER HIGHS

At Bats: 6, at Mississippi State (3/24/19)
Runs: 3, two times
Hits: 3, three times
Doubles: 1, 19 times
HR: 1, at Lipscomb (3/16/21)
RBI: 3, three times

SEASON HIGHS

5, two times
 2, vs. AAMU (2/24)
 2, four times
 1, two times
 1, at Lipscomb (3/16)
 3, vs. AAMU (2/24)

28 • NATE LARUE C

6-3 • 210 • SO • Mobile, Ala. • McGill-Toolen

- Rated by Perfect Game as the No. 71 overall prospect and No. 49 college prospect for the 2022 MLB Draft

CAREER STATISTICS

YEAR	AVG	GP-GS	AB	R	H	2B	3B	HR	RBI	SB-A
2020	.294	8-3	17	6	5	1	0	0	2	0-0
2021	.308	7-4	13	3	4	1	0	1	2	0-0
TOTAL	.300	15-7	30	9	9	2	0	1	4	0-0

CAREER HIGHS

At Bats: 5, vs. UIC (2/15 - G1)
Runs: 2, two times
Hits: 2, vs. PC (2/20/21)
Doubles: 1, two times
HR: 1, vs. PC (2/20/21)
RBI: 2, vs. PC (2/20/21)

SEASON HIGHS

4, vs. PC (2/20)
 2, vs. AAMU (2/23)
 2, vs. PC (2/20)
 1, vs. PC (2/20)
 1, vs. PC (2/20)
 2, vs. PC (2/20)

10 • TYLER MILLER IF

6-2 • 193 • JR • Spanish Fort, Ala. • EMCC

- Ranks 2nd in NCAA in RBI and leads the SEC in average
- Ranks top five in the league in hits, slugging percentage and total bases
- Has multiple hits in 10 games and multiple RBI in eight
- Is hitting .452 with all seven of his home runs and 27 of his RBI in the last 15 games

CAREER STATISTICS

YEAR	AVG	GP-GS	AB	R	H	2B	3B	HR	RBI	SB-A
2020	.229	12-9	35	9	8	0	1	0	5	0-0
2021	.411	18-18	73	19	30	3	1	7	30	2-2
TOTAL	.352	30-27	108	28	38	3	2	7	35	2-2

CAREER HIGHS

At Bats: 5, five times
Runs: 3, three times
Hits: 4, vs. TAMU (2/28/21)
Doubles: 1, three times
HR: 2, at Lipscomb (3/16/21)
RBI: 6, vs. BC (3/6/21)

SEASON HIGHS

5, four times
 3, three times
 4, vs. TAMU (2/28)
 1, three times
 2, at Lipscomb (3/16)
 6, vs. BC (3/6)

19 • BRODY MOORE IF

6-0 • 185 • JR • Oneonta, Ala. • Oneonta

- Has started in 17 straight games and is riding a season best six-game hitting streak
- Hit first career HR in 9th vs. Little Rock (3/14)
- Ranks second on the team with 19 RBI, more than twice as many as he hit in 17 games last year

CAREER STATISTICS

YEAR	AVG	GP-GS	AB	R	H	2B	3B	HR	RBI	SB-A
2019	.333	13-4	27	6	9	1	1	0	4	0-1
2020	.339	17-14	56	11	19	1	1	0	9	5-5
2021	.338	18-18	68	16	23	3	0	1	19	0-2
TOTAL	.338	48-36	151	33	51	5	2	1	32	5-8

CAREER HIGHS

At Bats: 6, vs. AAMU (2/24/21)
Runs: 3, vs. PC (2/19/21)
Hits: 4, vs. AAMU (2/24/21)
Doubles: 2, vs. AAMU (2/24/21)
HR: 1, vs. Little Rock (3/14/21)
RBI: 7, vs. AAMU (2/24/21)

SEASON HIGHS

6, vs. AAMU (2/24)
 3, vs. PC (2/19)
 4, vs. AAMU (2/24)
 2, vs. AAMU (2/24)
 1, vs. Little Rock (3/14)
 7, vs. AAMU (2/24)

6 • BOBBY PEIRCE OF

6-2 • 195 • R-SO • Scottsdale, Ariz. • S. Mountain

- Hit a pinch-hit, walk-off single in the 10th vs. Presbyterian (2/21)

CAREER STATISTICS

YEAR	AVG	GP-GS	AB	R	H	2B	3B	HR	RBI	SB-A
2021	.231	7-1	13	3	3	1	0	0	4	0-0

SEASON HIGHS

At Bats: 4, vs. AAMU (2/24)
Runs: 3, vs. AAMU (2/24)
Hits: 1, three times
Doubles: 1, vs. AAMU (2/24)
RBI: 2, vs. AAMU (2/24)

34 • JOHN SAMUEL SHENKER IF

6-3 • 250 • R-JR • Albany, Ga. • Colquitt County

- Collected a pair of pinch hits and drove in his second run of the season at Ole Miss
- Hauled in nine catches for 97 yards in 11 games for Auburn football last fall

CAREER STATISTICS

YEAR	AVG	GP-GS	AB	R	H	2B	3B	HR	RBI	SB-A
2020	.318	11-6	22	5	7	1	0	0	6	0-0
2021	.273	8-1	11	3	3	1	0	0	2	0-0
TOTAL	.303	19-7	33	8	10	2	0	0	8	0-0

CAREER HIGHS

At Bats: 5, vs. Wright State (2/29/20)
Runs: 2, vs. UIC (2/16/20)
Hits: 2, vs. UIC (2/16/20)
Doubles: 1, two times
RBI: 2, two times

SEASON HIGHS

4, vs. PC (2/20)
 1, three times
 1, three
 1, at Ole Miss (2/20)
 1, two times

1 • JUDD WARD OF

6-1 • 195 • SR • Russellville, Ala. • Russellville

- Matched a career high with four hits and four runs in the season opener, finishing a triple shy of the cycle
- Went 3-for-5 Saturday at Ole Miss (3/20)

CAREER STATISTICS

YEAR	AVG	GP-GS	AB	R	H	2B	3B	HR	RBI	SB-A
2018	.250	37-21	84	9	21	2	1	0	8	0-2
2019	.272	66-65	257	42	70	12	2	5	34	5-7
2020	.315	18-18	73	16	23	6	1	2	17	2-3
2021	.289	13-13	45	11	13					

8 • BRYSON WARE IF/OF

6-2 • 195 • SO • Madison, Miss. • Pearl River

- Recorded multiple hits for the seventh time Sunday
- His three hits and four RBI in the season opener were the most by an Auburn newcomer in a season opener since 2010 and 2007, respectively

CAREER STATISTICS

YEAR	AVG	GP-GS	AB	R	H	2B	3B	HR	RBI	SB-A
2021	.339	18-16	62	21	21	4	1	2	15	3-4

SEASON HIGHS

At Bats: 5, three times
Runs: 6, vs. AAMU (2/24)
Hits: 3, two times
Doubles: 1, four times
HR: 1, two times
RBI: 4, two times

41 • STEVEN WILLIAMS OF

6-3 • 216 • SR • Albany, Ga. • Deerfield-Windsor

- Ranks second among active SEC players in career hits (155), home runs (26) and RBI (114)
- Started 10 games behind the plate after not starting at catcher since 2018 (nine games)

CAREER STATISTICS

YEAR	AVG	GP-GS	AB	R	H	2B	3B	HR	RBI	SB-A
2018	.291	65-65	244	54	71	10	1	12	51	1-1
2019	.247	65-64	235	40	58	8	2	9	36	3-3
2020	.275	13-12	40	7	11	4	0	2	12	0-0
2021	.221	19-18	68	16	15	4	0	3	15	0-0
TOTAL	.264	162-159	587	117	155	26	3	26	114	4-4

CAREER HIGHS

At Bats: 6, two times
Runs: 4, three times
Hits: 4, four times
Doubles: 2, two times
HR: 1, 26 times
RBI: 7, vs. Longwood (2/17/18)

SEASON HIGHS

5, three times
 3, vs. BC (3/6)
 2, three times
 2, vs. AAMU (2/24)
 1, three times
 4, vs. AAMU (2/24)

4 • RANKIN WOLEY IF

6-0 • 210 • GR • Atlanta, Ga. • Chattahoochee Valley

- Is riding a career best 12-game hitting streak and is hitting .417 (20-for-48) during the span
- His 12-game streak is the longest by an Auburn player since Jonah Todd (16) and Dylan Ingram (13) in 2017

CAREER STATISTICS

YEAR	AVG	GP-GS	AB	R	H	2B	3B	HR	RBI	SB-A
2019	.277	64-64	256	36	71	17	1	3	45	2-2
2020	.412	18-18	68	13	28	8	0	2	22	0-0
2021	.348	17-17	69	17	24	7	0	2	8	1-1
TOTAL	.313	99-99	393	66	123	32	1	7	75	3-3

CAREER HIGHS

At Bats: 7, vs. Arkansas (4/5/19)
Runs: 5, vs. BC (3/6/21)
Hits: 4, vs. UIC (2/15/20 - G1)
Doubles: 2, four times
HR: 1, seven times
RBI: 4, three times

SEASON HIGHS

5, five times
 5, vs. BC (3/6)
 3, two times
 1, seven times
 1, two times
 4, vs. PC (2/19)

PITCHER PROFILES

18 • MASON BARNETT RHP

6-1 • 205 • SO • Cartersville, Ga. • Cartersville

- Hasn't allowed an earned run in three of four starts
- Rated by Perfect Games as the No. 32 overall player and No. 20 college prospect for the 2022 MLB Draft

CAREER STATISTICS

YEAR	ERA	W-L	G/S	IP	H	R	ER	BB	K	BAA
2020	3.52	0-0	6/0	7.2	5	4	3	3	16	.192
2021	2.18	2-1	5/4	20.2	14	8	5	10	21	.197
TOTAL	2.54	2-1	11/4	28.1	19	12	8	13	37	.196

CAREER HIGHS

Innings: 7.0, vs. Little Rock (3/13/21)
Hits: 5, at Ole Miss (3/20/21)
Runs: 6, at Ole Miss (3/20/21)
Earned Runs: 4, at Ole Miss (3/20/21)
Strikeouts: 9, vs. Little Rock (3/13/21)
Walks: 3, vs. OU (2/26/21)
Pitches: 91, vs. Little Rock (3/13/21)

SEASON HIGHS

7.0, vs. Little Rock (3/13)
 5, at Ole Miss (3/20)
 6, at Ole Miss (3/20)
 4, at Ole Miss (3/20)
 9, vs. Little Rock (3/13)
 3, vs. OU (2/26)
 91, vs. Little Rock (3/13)

21 • TRACE BRIGHT RHP

6-4 • 185 • SO • Montgomery, Ala. • Trinity

- Named the SEC Pitcher of the Week on Mar. 1 after throwing 6.0 scoreless innings vs. Texas A&M (2/28)
- Rated by Perfect Game as the No. 123 overall prospect and No. 84 college prospect for the 2022 MLB Draft

CAREER STATISTICS

YEAR	ERA	W-L	G/S	IP	H	R	ER	BB	K	BAA
2020	6.38	1-1	3/3	9.2	10	9	9	7	12	.278
2021	6.23	2-2	6/5	21.2	19	16	15	6	20	.235
TOTAL	6.89	3-3	9/8	31.1	29	25	24	13	32	.248

CAREER HIGHS

Innings: 6.0, vs. TAMU (2/28/21)
Hits: 5, two times
Runs: 7, at Ole Miss (3/21/21)
Earned Runs: 7, at Ole Miss (3/21/21)
Strikeouts: 7, vs. AAMU (2/23/21)
Walks: 3, three times
Pitches: 85, vs. TAMU (2/28/21)

SEASON HIGHS

6.0, vs. TAMU (2/28)
 5, vs. Little Rock (3/14)
 7, at Ole Miss (3/20)
 7, at Ole Miss (3/20)
 7, vs. AAMU (2/23)
 3, at Ole Miss (3/20)
 85, vs. TAMU (2/28)

40 • B. BURKHALTER RHP

6-0 • 185 • SO • Dothan, Ala. • Northview

- Allowed his first run in 9.2 innings last Tuesday
- Hasn't allowed a run in 9 of his first 11 career outings

CAREER STATISTICS

YEAR	ERA	W-L	G/S	IP	H	R	ER	BB	K	BAA
2020	2.08	0-0	4/0	4.1	6	1	1	3	3	.462
2021	1.00	0-0	7/0	9.0	6	2	1	8	12	.176
TOTAL	1.35	0-0	11/0	13.1	12	3	2	11	15	.255

CAREER HIGHS

Innings: 2.1, vs. BC (3/7/21)
Hits: 3, vs. UCF (2/23)
Runs: 2, at Lipscomb (3/16/21)
Earned Runs: 1, two times
Strikeouts: 4, vs. Little Rock (3/13/21)
Walks: 2, two times
Pitches: 35, vs. BC (3/7/21)

SEASON HIGHS

2.1, vs. BC (3/7)
 2, three times
 2, at Lipscomb (3/16)
 1, at Lipscomb (3/16)
 4, vs. Little Rock (3/13)
 2, two times
 35, vs. BC (3/7)

43 • RICHARD FITTS RHP

6-3 • 215 • JR • Helena, Ala. • Helena

- Made his first appearance in 11 days and earned his first career save at Lipscomb last Tuesday
- Preseason Second Team All-America (D1) and Preseason Third Team All-America (BA)
- Rated the No. 8 college prospect by PG and No. 9 college prospect by D1

CAREER STATISTICS

YEAR	ERA	W-L	G/S	IP	H	R	ER	BB	K	BAA
2019	5.31	5-3	21/5	62.2	78	37	37	17	47	.305
2020	2.77	1-0	6/1	13.0	9	4	4	5	16	.200
2021	6.61	0-2	4/3	16.1	17	13	12	5	13	.270
TOTAL	5.18	6-5	31/9	92.0	104	54	53	27	76	.286

CAREER HIGHS

Innings: 6.1, vs. UNA (5/14/19)
Hits: 9, vs. Baylor (2/27/21)
Runs: 7, vs. Baylor (2/27/21)
Earned Runs: 6, two times
Strikeouts: 8, vs. UNA (5/14/19)
Walks: 3, three times
Pitches: 93, at North Carolina (6/10/19)

SEASON HIGHS

5.0, two times
 9, vs. Baylor (2/27)
 7, vs. Baylor (2/27)
 6, vs. Baylor (2/27)
 6, vs. PC (2/20)
 2, two times
 90, vs. BC (3/5)

18 • BROOKS FULLER LHP

6-2 • 215 • JR • Auburn, Ala. • Auburn

CAREER STATISTICS

YEAR	ERA	W-L	G/S	IP	H	R	ER	BB	K	BAA
2019	4.50	2-2	20/8	44.0	39	30	22	35	36	.239
2020	2.25	1-1	3/2	8.0	11	3	2	1	7	.333
2021	10.24	0-0	7/0	9.2	16	12	11	10	12	.364
TOTAL	5.11	3-3	30/10	61.2	66	45	35	46	55	.275

CAREER HIGHS

Innings: 6.0, at Texas A&M (4/13/19)
Hits: 5, three times
Runs: 5, vs. Baylor (2/27/21)
Earned Runs: 5, vs. Baylor (2/27/21)
Strikeouts: 6, vs. Ole Miss (4/20/19)
Walks: 4, at South Carolina (3/30/19)
Pitches: 93, at Texas A&M (4/13/19)

SEASON HIGHS

2.1, two times
 5, vs. Baylor (2/27)
 5, vs. Baylor (2/27)
 5, vs. Baylor (2/27)
 3, three times
 3, two times
 58, vs. Baylor (2/27)

23 • PEYTON GLAVINE LHP

5-11 • 180 • R-JR • Alpharetta, Ga. • Blessed Trinity

- Made the first start of his career at Lipscomb (3/16)
- Hasn't allowed a run in three of his five relief efforts

CAREER STATISTICS

YEAR	ERA	W-L	G/S	IP	H	R	ER	BB	K	BAA
2018	27.00	0-0	5/0	3.0	10	9	9	2	5	.526
2019	5.62	1-0	9/0	8.0	10	5	5	8	12	.294
2021	6.39	0-1	6/1	12.2	11	9	9	4	11	.234
TOTAL	8.75	1-1	20/1	23.2	31	23	23	14	28	.310

CAREER HIGHS

Innings: 3.0, two times
Hits: 5, vs. Northeastern (3/10/18)
Runs: 6, vs. Northeastern (3/10/18)
Earned Runs: 6, vs. Northeastern (3/10/18)
Strikeouts: 5, vs. Little Rock (3/12/21)
Walks: 2, three times
Pitches: 38, vs. Little Rock (3/12/21)

SEASON HIGHS

3.0, two times
 4, at Ole Miss (3/21)
 4, at Lipscomb (3/16)
 4, at Lipscomb (3/16)
 5, vs. Little Rock (3/12)
 2, at Lipscomb (3/16)
 38, vs. Little Rock (3/12)

45 • JOSEPH GONZALEZ RHP

6-4 • 215 • FR • Humacao, PR • Leadership CA

- Set to make his first SEC start Sunday
- Retired the first 15 batters he faced and struck out seven in his first career start at UAB (3/9)

CAREER STATISTICS

YEAR	ERA	W-L	G/S	IP	H	R	ER	BB	K	BAA
2021	3.18	0-1	7/1	11.1	11	4	4	0	11	.250

SEASON HIGHS

Innings: 5.0, at UAB (3/9)
Hits: 4, vs. OU (2/26)
Runs: 1, four times
Earned Runs: 1, four times
Strikeouts: 7, at UAB (3/9)
Walks: 0, six times
Pitches: 60, at UAB (3/9)

20 • CODY GREENHILL RHP

6-4 • 216 • SR • Russellville, Ala. • Russellville

- Pitched a career best 7.0 scoreless innings at Ole Miss last Friday and hasn't allowed an earned run in his last two starts and 12.0 innings pitched
- Ranks fifth in the SEC with a 1.27 ERA and his 2.40 career ERA is good for sixth in Auburn history
- Is one of three SEC pitchers entering 2021 with a sub-3.00 career ERA and 100+ IP

CAREER STATISTICS

YEAR	ERA	W-L	G/S	IP	H	R	ER	BB	K	BAA
2018	2.30	6-3	21/0	58.2	53	17	15	19	55	.242
2019	3.45	2-3	28/0	57.1	53	27	22	18	44	.243
2020	0.00	0-0	4/0	12.2	5	0	0	1	17	.122
2021	1.27	2-0	4/4	21.1	13	4	3	6	18	.176
TOTAL	2.40	10-6	57/4	150.0	124	48	40	44	134	.225

CAREER HIGHS

Innings: 7.0, at Ole Miss (3/19/21)
Hits: 7, at Mississippi State (3/24/19)
Runs: 5, at Mississippi State (3/24/19)
Earned Runs: 5, at Mississippi State (3/24/19)
Strikeouts: 6, two times
Walks: 3, four times
Pitches: 94, at Ole Miss (3/19/21)

SEASON HIGHS

7.0, at Ole Miss (3/19)
 4, at Ole Miss (3/19)
 3, vs. PC (2/19)
 2, vs. PC (2/19)
 6, vs. PC (2/19)
 3, vs. OU (2/26)
 94, at Ole Miss (3/19)

16 • CAM HILL LHP

6-3 • 210 • FR • Madison, Ala. • Bob Jones

- Rated by PG as the No. 36 college prospect for the 2023 MLB Draft

CAREER STATISTICS

YEAR	ERA	W-L	G/S	IP	H	R	ER	BB	K	BAA
2021	36.00	1-0	5/0	3.0	10	13	12	5	4	.556

SEASON HIGHS

Innings: 1.0, two times
Hits: 4, vs. BC (3/7)
Runs: 5, vs. BC (3/7)
Earned Runs: 5, vs. BC (3/7)
Strikeouts: 2, two times
Walks: 3, at Ole Miss (3/21)
Pitches: 30, vs. BC (3/7)

33 • WILL MORRISON RHP

6-2 • 190 • R-SO • Cullman, Ala. • Cullman

- Made his first appearance of the year and since 2019 in the series finale at Ole Miss Sunday

CAREER STATISTICS

YEAR	ERA	W-L	G/S	IP	H	R	ER	BB	K	BAA
2019	4.56	0-0	24/0	25.2	24	13	13	11	15	.264
2021	0.00	0-0	1/0	1.1	1	0	0	0	1	.200
TOTAL	4.33	0-0	25/0	27.0	25	13	13	11	16	.260

CAREER HIGHS

Innings: 3.0, two times
Hits: 4, vs. Arkansas (4/6/19)
Runs: 3, at GT (4/16/19)
Earned Runs: 3, at GT (4/16/19)
Strikeouts: 5, vs. AAMU (2/19/19)
Walks: 2, vs. UAB (5/7/19)
Pitches: 50, vs. Arkansas (4/6/19)

SEASON HIGHS

1.1, at Ole Miss (3/21)
 1, at Ole Miss (3/21)
 0, at Ole Miss (3/21)
 0, at Ole Miss (3/21)
 1, at Ole Miss (3/21)
 0, at Ole Miss (3/21)
 22, at Ole Miss (3/21)

26 • HAYDEN MULLINS LHP

6-0 • 185 • SO • Gallatin, Tenn. • Hendersonville

- Allowed his first earned run in 14.0 innings in the finale vs. Little Rock (3/14)
- Earned the win in a career high 4.0 innings with 8 strikeouts at UAB (3/9)
- Rated by Perfect Game as the No. 125 overall prospect and No. 86 college prospect for the 2022 MLB Draft

CAREER STATISTICS

YEAR	ERA	W-L	G/S	IP	H	R	ER	BB	K	BAA
2020	3.68	1-0	5/0	7.1	4	3	3	6	10	.174
2021	0.82	2-0	6/0	11.0	8	2	1	3	19	.190
TOTAL	1.96	3-0	11/0	18.1	12	5	4	9	29	.185

CAREER HIGHS

Innings: 4.0, at UAB (3/9/21)
Hits: 3, vs. Little Rock (3/14/21)
Runs: 3, vs. UCF (2/23)
Earned Runs: 3, vs. UCF (2/23)
Strikeouts: 8, at UAB (3/9/21)
Walks: 3, vs. Wofford (3/11)
Pitches: 56, at UAB (3/9/21)

SEASON HIGHS

4.0, at UAB (3/9)
 3, vs. Little Rock (3/14)
 1, two times
 1, vs. Little Rock (3/14)
 8, at UAB (3/9)
 1, three times
 56, at UAB (3/9)

44 • JACK OWEN LHP

6-2 • 204 • SR • Aliso Viejo, Calif. • JSerra Catholic

- Made his season debut in relief at Ole Miss Sunday
- Is one of eight SEC pitchers entering 2021 with a sub-4.00 career ERA and 100+ IP
- Was selected by the St. Louis Cardinals in the 21st round of the 2019 MLB Draft

CAREER STATISTICS

YEAR	ERA	W-L	G/S	IP	H	R	ER	BB	K	BAA
2018	5.97	2-2	14/7	34.2	43	24	23	16	35	.312
2019	2.75	4-2	14/10	68.2	64	22	21	14	59	.247
2020	3.43	3-1	4/4	21.0	17	10	8	5	25	.215
2021	99.00	0-0	1/0	0.1	4	5	5	2	0	.800
TOTAL	4.11	9-5	33/21	124.2	128	61	57	37	119	.266

CAREER HIGHS

Innings: 9.0, vs. UTSA (3/9/19)
Hits: 9, two times
Runs: 6, two times
Earned Runs: 6, two times
Strikeouts: 10, vs. Cincinnati (3/2/19)
Walks: 3, four times
Pitches: 102, vs. LSU (5/23/19)

SEASON HIGHS

0.1, at Ole Miss (3/21)
 4, at Ole Miss (3/21)
 5, at Ole Miss (3/21)
 5, at Ole Miss (3/21)
 0, at Ole Miss (3/21)
 2, at Ole Miss (3/21)
 23, at Ole Miss (3/21)

29 • CARSON SKIPPER LHP

6-3 • 210 • JR • Trussville, Ala. • Hewitt-Trussville

- Named to the NCBWA Stopper of the Year watch list
- Has posted a 0.61 ERA in 12 appearances and 14.2 IP the last two seasons

CAREER STATISTICS

YEAR	ERA	W-L	G/S	IP	H	R	ER	BB	K	BAA
2019	7.46	3-3	17/8	35.0	45	33	29	23	38	.306
2020	1.00	0-0	7/0	9.0	5	1	1	3	12	.167
2021	0.00	0-0	5/0	5.2	3	0	0	1	6	.150
TOTAL	5.44	3-3	29/8	49.2	53	34	30	27	56	.269

CAREER HIGHS

Innings: 4.2, vs. UTSA (3/9/19)
Hits: 5, four times
Runs: 5, two times
Earned Runs: 5, vs. Arkansas (4/5/19)
Strikeouts: 8, vs. Alabama A&M (2/19/19)
Walks: 4, at Georgia Tech (4/16/19)
Pitches: 78, vs. Arkansas (4/5/19)

SEASON HIGHS

2.0, vs. OU (2/26)
 1, three times
 0, five times
 0, five times
 3, vs. OU (2/26)
 1, vs. OU (2/26)
 39, vs. OU (2/26)

36 • JACK SOKOL RHP

6-4 • 192 • FR • New Albany, Ohio • New Albany

- Earned the win in his Auburn debut and first career start vs. Alabama A&M (2/24)
- Recorded the final two outs of the 8th at Ole Miss Sunday

CAREER STATISTICS

YEAR	ERA	W-L	G/S	IP	H	R	ER	BB	K	BAA
2021	0.00	1-0	2/1	4.2	1	0	0	4	6	.083

CAREER HIGHS

Innings: 4.0, vs. AAMU (2/24)
Hits: 1, vs. AAMU (2/24)
Runs: 0, two times
Earned Runs: 0, two times
Strikeouts: 6, vs. AAMU (2/24)
Walks: 3, vs. AAMU (2/24)
Pitches: 52, vs. AAMU (2/24)

32 • CARSON SWILLING RHP

6-1 • 185 • FR • Smiths Station, Ala. • Smiths

- Earned his first career win in 3.2 innings of relief at Lipscomb last Tuesday
- Surrendered his first run of the season on a solo HR
- Pitched 1.2 scoreless innings and struck out three at Ole Miss Saturday

CAREER STATISTICS

YEAR	ERA	W-L	G/S	IP	H	R	ER	BB	K	BAA
2021	0.90	1-0	6/0	10.0	6	1	1	2	10	.162

CAREER HIGHS

Innings: 3.2, at Lipscomb (3/16)
Hits: 3, at Lipscomb (3/16)
Runs: 1, at Lipscomb (3/16)
Earned Runs: 1, at Lipscomb (3/16)
Strikeouts: 3, at Ole Miss (3/21)
Walks: 1, two times
Pitches: 42, at Lipscomb (3/16)

27 • SEB THOMAS RHP

6-5 • 250 • SO • Brookhaven, Ga. • Marist

- Leads the team with 14 apps in the last two seasons

CAREER STATISTICS

YEAR	ERA	W-L	G/S	IP	H	R	ER	BB	K	BAA
2020	1.17	0-0	7/0	7.2	4	1	1	4	6	.160
2021	4.50	0-1	7/0	10.0	8	5	5	4	10	.242
TOTAL	3.06	0-1	14/0	17.2	12	6	6	8	16	.207

CAREER HIGHS

Innings: 2.2, vs. PC (2/21/21)
Hits: 2, four times
Runs: 3, vs. BC (3/7/21)
Earned Runs: 3, vs. BC (3/7/21)
Strikeouts: 4, vs. BC (3/5/21)
Walks: 3, vs. Wofford (3/11)
Pitches: 49, vs. Wofford (3/11)

SEASON HIGHS

2.2, vs. PC (2/21)
 2, two times
 3, vs. BC (3/7)
 3, vs. BC (3/7)
 4, vs. BC (3/5)
 1, four times
 39, vs. BC (3/5)

AUBURN IN THE NATIONAL AND SEC RANKINGS

(as of Mar. 25)

TEAM	TOTAL	NCAA	SEC
Runs	165	4	1
Double plays	19	5	2
Hits	216	6	2
Home runs	29	9	4
Slugging percentage	.511	7	2
Shutouts	3	9	4
Scoring	8.7	11	1
Batting average	.315	10	1
Sacrifice flies	11	20	4
21 TRACE BRIGHT	TOTAL	NCAA	SEC
Starts	5	2	1
10 TYLER MILLER	TOTAL	NCAA	SEC
RBI	30	2	1
Total bases	56	13	3
Hits	30	20	4
Home runs	7	23	6

PITCHING CAREERS

MASON BARNETT'S CAREER APPEARANCES

2020 - FRESHMAN YEAR

Date	Opp (Res.)	DEC	QS	IP	H	R	ER	BB	SO	HR	ERA	NP
2/15	ILLINOIS-CHICAGO (W, 7-3)	-	-	1.0	4	3	3	1	2	0	27.00	32
2/19	OAKLAND (W, 17-1)	-	-	1.0	0	0	0	0	2	0	13.50	10
2/25	ALABAMA A&M (W, 10-0)	-	-	1.0	0	0	0	1	2	0	9.00	17
3/1	WRIGHT STATE (W, 6-0)	-	-	1.0	0	0	0	1	2	0	6.75	21
3/8	CHICAGO STATE (W, 9-0)	-	-	1.0	1	0	0	0	3	0	5.40	19
3/10	GEORGIA TECH (L, 2-6)	-	-	2.2	0	1	0	0	5	0	3.52	35

2021 - SOPHOMORE YEAR

Date	Opp (Res.)	DEC	QS	IP	H	R	ER	BB	SO	HR	ERA	NP
2/21	*PRESBYTERIAN (W, 2-1 [10])	-	-	4.0	3	0	0	2	4	0	0.00	65
2/26	vs. #25 Oklahoma (L, 3-4 [10])	-	-	1.1	2	1	1	3	1	0	1.69	42
3/6	*#18 BOSTON COLLEGE (W, 16-1) W	-	-	5.1	2	1	0	2	3	0	0.84	75
3/13	*LITTLE ROCK (W, 6-0) W	X	7.0	2	0	0	1	9	0	0.51	91	
3/20	*#4 at Ole Miss (L, 5-6) L	-	-	3.0	5	6	4	2	4	0	2.18	72

TRACE BRIGHT'S CAREER APPEARANCES

*-Starter

2020 - FRESHMAN YEAR

Date	Opp (Res.)	DEC	QS	IP	H	R	ER	BB	SO	HR	ERA	NP
2/19	*OAKLAND (W, 17-1) W	-	-	3.0	2	1	1	1	6	1	3.00	59
2/26	*ALABAMA A&M (W, 12-6) -	-	-	4.2	3	4	4	3	6	0	5.87	80
3/11	*WOFFORD (L, 3-4) L	-	-	2.0	5	4	4	3	0	0	8.38	50

2021 - SOPHOMORE YEAR

Date	Opp (Res.)	DEC	QS	IP	H	R	ER	BB	SO	HR	ERA	NP
2/19	PRESBYTERIAN (W, 14-3) -	-	-	1.0	2	0	0	0	2	0	0.00	28
2/23	*ALABAMA A&M (W, 18-2 [7]) W	-	-	4.0	2	2	1	0	7	0	1.80	55
2/28	*vs. Texas A&M (W, 6-1) W	X	6.0	3	0	0	2	1	0	0.82	86	
3/7	*#18 BOSTON COLLEGE (L, 9-11 [10]) -	-	-	5.0	3	1	1	1	3	0	1.12	69
3/14	*LITTLE ROCK (L, 6-12) L	-	-	4.1	5	6	6	0	5	1	3.54	74
3/21	*#4 at Ole Miss (L, 11-19) L	-	-	1.1	4	7	7	3	2	0	6.23	53

BLAKE BURKHALTER'S CAREER APPEARANCES

2020 - FRESHMAN YEAR

Date	Opp (Res.)	DEC	QS	IP	H	R	ER	BB	SO	HR	ERA	NP
2/15	ILLINOIS-CHICAGO (W, 7-3) -	-	-	1.0	1	0	0	1	1	0	0.00	14
2/23	UCF (L, 2-12) -	-	-	1.0	3	1	1	1	0	0	4.50	20
2/26	ALABAMA A&M (W, 12-6) -	-	-	1.1	1	0	0	1	2	0	2.70	23
3/8	CHICAGO STATE (W, 9-0) -	-	-	1.0	1	0	0	0	0	0	2.08	8

2021 - SOPHOMORE YEAR

Date	Opp (Res.)	DEC	QS	IP	H	R	ER	BB	SO	HR	ERA	NP
2/20	PRESBYTERIAN (W, 6-1) -	-	-	1.0	2	0	0	1	1	0	0.00	25
2/24	ALABAMA A&M (W, 33-0) -	-	-	1.0	0	0	0	0	2	0	0.00	19
2/28	vs. Texas A&M (W, 6-1) -	-	-	1.0	0	0	0	1	0	0	0.00	11
3/7	#18 BOSTON COLLEGE (L, 9-11 [10]) -	-	-	2.1	0	0	0	1	3	0	0.00	35
3/13	LITTLE ROCK (W, 6-0) -	-	-	2.0	2	0	0	1	4	0	0.00	34
3/16	at Lipscomb (W, 9-7) -	-	-	0.2	2	2	1	2	2	1	1.12	25
3/20	at #4 Ole Miss (L, 5-6) -	-	-	1.0	0	0	0	2	0	0	1.00	18

RICHARD FITTS' CAREER APPEARANCES

*-Starter

2019 - FRESHMAN YEAR

Date	Opp (Res.)	DEC	QS	IP	H	R	ER	BB	SO	HR	ERA	NP
2/17	GEORGIA SOUTHERN (W, 4-3) -	-	-	2.1	2	1	1	1	0	0	3.86	47
2/24	at UCF (W, 13-9) -	-	-	2.0	2	1	1	0	2	1	4.15	27
3/5	UT MARTIN (W, 15-9) W	-	-	2.0	2	1	1	0	1	0	4.26	26
3/9	UTSA (W, 8-3) -	-	-	0.1	2	1	1	0	1	0	5.40	9
3/17	#21 TENNESSEE (W, 5-3) -	-	-	0.1	1	0	0	0	0	0	5.14	7
3/19	at UAB (W, 13-5) -	-	-	1.1	2	0	0	2	2	0	4.32	31
3/23	at #4 Mississippi State (L, 2-15) -	-	-	1.0	4	3	3	0	1	1	6.75	22
3/26	vs. Alabama (L, 3-6) -	-	-	3.2	3	0	0	1	1	0	4.85	65
3/31	at South Carolina (W, 7-5) W	-	-	5.0	3	0	0	2	2	0	3.50	64
4/6	*#9 ARKANSAS (L, 0-8) L	-	-	4.1	5	5	5	3	2	1	4.84	74
4/14	*at #12 Texas A&M (L, 1-4) L	-	-	3.0	5	3	3	0	2	0	5.33	56
4/18	#17 OLE MISS (W, 7-4) W	-	-	4.1	4	0	0	0	4	0	4.55	57
4/26	*at #4 Vanderbilt (L, 2-5) L	-	-	2.1	6	4	4	1	3	1	5.34	77
5/5	*ALABAMA (W, 17-7) -	-	-	3.2	7	3	3	0	3	1	5.55	64
5/11	*#7 GEORGIA (L, 8-10) -	-	-	0.0	3	3	3	0	0	1	6.31	13
5/14	NORTH ALABAMA (W, 8-7) -	-	-	6.1	4	1	1	2	8	0	5.57	82
5/22	vs. #2 Vanderbilt (L, 1-11) -	-	-	4.0	7	3	3	1	5	1	5.67	75
6/1	at #3 Georgia Tech (W, 6-5) W	-	-	6.0	4	0	0	0	4	0	5.02	84
6/10	at #14 North Carolina (W, 14-7) W	-	-	5.1	7	6	6	3	4	2	5.49	93
6/16	vs. #6 Mississippi State (L, 4-5) -	-	-	2.0	1	1	1	0	0	0	5.46	20
6/19	vs. #7 Louisville (L, 3-5) -	-	-	3.1	4	1	1	1	2	0	5.31	48

2020 - SOPHOMORE YEAR

Date	Opp (Res.)	DEC	QS	IP	H	R	ER	BBSO	HR	ERA	NP	
2/15	*ILLINOIS-CHICAGO (W, 7-3) W	-	-	5.0	2	0	0	3	7	0	0.00	85

2/22	UCF (L, 3-7) -	-	-	1.0	4	3	3	1	1	0	4.50	24
2/25	ALABAMA A&M (W, 10-0) -	-	-	1.0	1	0	0	0	0	0	3.86	13
3/1	WRIGHT STATE (W, 6-0) -	-	-	2.1	0	0	0	0	3	0	2.89	32
3/7	CHICAGO STATE (W, 16-2) -	-	-	1.0	0	0	0	0	1	0	2.61	6
3/10	GEORGIA TECH (L, 2-6) -	-	-	2.2	2	1	1	1	4	1	2.77	51

2021 - JUNIOR YEAR

Date	Opp (Res.)	DEC	QS	IP	H	R	ER	BB	SO	HR	ERA	NP
2/20	*PRESBYTERIAN (W, 6-1) -	-	-	5.0	1	1	1	2	6	1	1.80	66
2/27	*vs. Baylor (L, 6-12) L	-	-	4.1	9	7	6	0	2	2	6.75	67
3/5	*#18 BOSTON COLLEGE (L, 2-8) L	-	-	5.0	7	5	5	1	2	3	7.53	90
3/16	at Lipscomb (W, 9-7) -	-	-	2.0	0	0	0	2	3	0	6.61	33

BROOKS FULLER'S CAREER APPEARANCES

*-Starter

2019 - FRESHMAN YEAR

Date	Opp (Res.)	DEC	QS	IP	H	R	ER	BB	SO	HR	ERA	NP
2/16	GEORGIA SOUTHERN (L, 5-7) -	-	-	1.0	1	1	1	1	0	1	9.00	21
2/20	*ALABAMA A&M (W, 10-2) -	-	-	3.0	2	2	0	2	3	0	2.25	46
3/2	CINCINNATI (W, 9-5) -	-	-	1.2	0	0	0	0	1	0	1.59	14
3/5	UT MARTIN (W, 15-9) -	-	-	2.2	2	3	0	3	0	0	1.08	42
3/9	UTSA (W, 8-3) -	-	-	1.0	0	0	0	1	0	0	0.96	17
3/16	#21 TENNESSEE (W, 5-2) W	-	-	3.2	2	1	1	2	3	0	1.38	63
3/23	at #4 Mississippi State (L, 2-15) -	-	-	3.2	4	1	1	3	3	0	1.62	67
3/30	*at South Carolina (L, 0-4) L	-	-	5.0	3	2	2	4	4	1	2.08	88
4/5	*#9 ARKANSAS (L, 6-9) -	-	-	3.1	3	3	2	4	4	0	2.52	76
4/9	JACKSONVILLE STATE (L, 6-11) -	-	-	0.0	0	1	1	2	0	0	2.88	15
4/13	*at #12 Texas A&M (W, 7-0) W	X	6.0	4	0	0	0	3	4	0	2.32	93
4/20	*#17 OLE MISS (W, 6-5) -	-	-	4.2	5	3	3	2	6	2	2.78	79
4/26	*at #4 Vanderbilt (L, 5-9) L	-	-	1.2	4	4	2	2	1	1	3.13	37
5/4	*ALABAMA (L, 6-7) -	-	-	3.0	3	2	2	2	3	0	3.35	61
5/11	*#7 GEORGIA (L, 8-10) -	-	-	0.2	0	0	0	0	1	0	3.29	4
5/14	*NORTH ALABAMA (W, 8-7) -	-	-	1.1	3	4	4	3	1	0	4.04	36
5/17	at #20 LSU (L, 1-5) -	-	-	1.0	1	1	1	1	1	0	4.15	16
5/18	at #20 LSU (W, 5-4) -	-	-	0.1	0	0	0	0	0	0	4.12	3
5/22	vs. #2 Vanderbilt (L, 1-11) -	-	-	0.1	2	2	2	0	1	0	4.50	17
5/23	vs. #17 LSU (L, 3-4) -	-	-	0.0	0	0	0	0	0	0	4.50	2

2020 - SOPHOMORE YEAR

Date	Opp (Res.)	DEC	QS	IP	H	R	ER	BBSO	HR	ERA	NP
------	------------	-----	----	----	---	---	----	------	----	-----	----

JOSEPH GONZALEZ'S CAREER APPEARANCES

2021 - FRESHMAN YEAR

Date	Opp (Res.)	DEC	QS	IP	H	R	ER	BB	SO	HR	ERA	NP
2/20	PRESBYTERIAN (W, 6-1)	-	-	1.0	2	0	0	0	1	0	0.00	12
2/24	ALABAMA A&M (W, 33-0)	-	-	1.0	0	0	0	2	0	0	0.00	11
2/26	vs. #25 Oklahoma (L, 3-4 [10])	-	-	1.1	4	1	1	0	0	0	2.70	25
3/9	*at UAB (W, 6-5)	-	-	5.0	1	1	1	0	7	0	2.16	60
3/14	LITTLE ROCK (L, 6-12)	-	-	0.2	2	1	1	0	0	0	3.00	12
3/16	at Lipscomb (W, 9-7)	-	-	1.1	1	0	0	1	0	0	2.61	17
3/19	at #4 Ole Miss (L, 0-1)	L	-	1.0	1	1	1	0	0	1	3.18	16

CODY GREENHILL'S CAREER APPEARANCES

2018 - FRESHMAN YEAR

Date	Opp (Res.)	DEC	QS	IP	H	R	ER	BBSO	HR	ERA	NP	
2/16	LONGWOOD (W, 6-0)	-	-	1.0	1	0	0	1	0	0	0.00	23
2/20	GEORGIA STATE (W, 3-2)	W	-	3.1	0	0	0	3	4	0	0.00	66
2/24	BRYANT (W, 13-4)	-	-	2.0	3	0	0	0	4	0	0.00	39
2/27	at #15 South Alabama (W, 7-6)	-	-	2.0	2	0	0	1	1	0	0.00	26
3/3	BYU (W, 9-5)	-	-	3.1	5	1	1	1	4	0	0.77	48
3/6	at UAB (W, 11-8)	-	-	2.0	0	0	0	0	3	0	0.66	20
3/10	NORTHEASTERN (L, 2-1)	-	-	4.2	1	0	0	1	4	0	0.49	59
4/3	ALABAMA A&M (W, 19-5)	-	-	1.0	1	0	0	0	1	0	0.47	15
4/8	at #5 Arkansas (L, 5-4)	L	-	1.2	1	1	1	2	1	0	0.86	33
4/15	MISSISSIPPI STATE (W, 7-5)	W	-	4.1	5	2	2	0	5	0	1.42	78
4/21	at Alabama (W, 5-0)	-	-	2.0	2	0	0	1	4	0	1.32	38
4/27	at #1 Florida (W, 11-5)	W	-	5.0	6	2	2	2	3	0	1.67	81
5/5	#17 VANDERBILT (W, 11-5)	-	-	3.1	1	0	0	2	3	0	1.51	44
5/12	at #5 Ole Miss (L, 10-3)	L	-	4.2	3	1	1	1	3	1	1.56	69
5/17	LSU (W, 11-4)	-	-	3.0	3	0	0	0	2	0	1.45	39
5/19	LSU (W, 14-5)	-	-	2.0	3	3	1	1	3	1	1.59	38
5/22	vs. Kentucky (W, 4-3[11])	W	-	3.0	3	0	0	0	2	0	1.49	36
5/25	vs. #4 Ole Miss (L, 7-0)	-	-	2.2	4	2	2	0	2	2	1.76	48
6/3	at #11 N.C. State (W, 15-7)	W	-	4.1	6	3	3	2	5	1	2.11	86
6/10	vs. #1 Florida (W, 3-2)	W	-	3.0	2	1	1	1	1	1	2.16	42
6/11	at #1 Florida (L, 3-2)	L	-	0.1	1	1	1	0	0	1	2.30	8

2019 - SOPHOMORE YEAR

Date	Opp (Res.)	DEC	QS	IP	H	R	ER	BBSO	HR	ERA	NP	
2/16	GEORGIA SOUTHERN (L, 5-7)	-	-	2.2	4	1	1	1	0	0	3.38	34
2/22	at UCF (W, 4-1)	-	-	1.1	0	0	0	0	1	0	2.25	18
3/2	CINCINNATI (W, 5-0)	-	-	2.0	0	0	0	1	1	0	1.29	27
3/5	UT MARTIN (W, 15-9)	-	-	2.0	1	1	1	0	0	0	2.00	15
3/9	UTSA (W, 8-3)	-	-	2.0	3	2	1	0	4	0	2.45	36
3/15	#21 TENNESSEE (W, 2-0)	-	-	2.0	0	0	0	0	4	0	2.08	26
3/17	#21 TENNESSEE (W, 5-3)	-	-	2.2	3	1	1	2	0	1	2.30	37
3/22	at #4 Mississippi State (W, 6-5)	-	-	2.0	1	0	0	0	2	0	2.04	23
3/24	at #4 Mississippi State (L, 15-20)	L	-	2.1	7	5	5	0	2	0	4.05	42
3/29	at South Carolina (W, 4-2)	-	-	1.0	0	0	0	0	1	0	3.86	20
3/31	at South Carolina (W, 7-5)	-	-	1.1	2	0	0	0	0	0	3.63	24
4/5	#9 ARKANSAS (W, 6-3)	-	-	1.0	0	0	0	2	0	0	3.47	14
4/5	#9 ARKANSAS (L, 6-9)	-	-	3.0	3	0	0	2	4	0	3.08	54
4/13	at #12 Texas A&M (W, 7-0)	-	-	2.1	0	0	0	1	2	0	2.83	31
4/18	#17 OLE MISS (W, 7-4)	-	-	2.0	0	0	0	0	3	0	2.64	31
4/20	#17 OLE MISS (W, 6-5)	W	-	3.0	3	2	2	0	0	1	2.94	25
4/27	at #4 Vanderbilt (L, 5-9)	-	-	1.2	5	3	3	0	2	0	3.57	32
5/3	ALABAMA (W, 5-1)	-	-	1.0	0	0	0	0	2	0	3.47	13
5/4	ALABAMA (L, 6-7)	L	-	1.0	3	2	0	1	0	0	3.38	18
5/11	#7 GEORGIA (W, 4-3)	W	-	4.0	1	0	0	1	5	0	3.05	48
5/18	at #20 LSU (W, 5-4)	-	-	5.1	6	3	2	3	1	0	3.09	90
5/21	vs. #21 Tennessee (W, 5-3)	-	-	0.2	0	0	0	0	1	0	3.00	16
5/23	vs. #17 LSU (L, 3-4)	L	-	2.2	3	3	2	1	1	0	3.24	42
6/2	at #3 Georgia Tech (W, 4-1)	-	-	3.0	1	1	1	0	4	1	3.23	39
6/8	at #14 North Carolina (W, 11-7)	-	-	2.0	3	2	2	3	1	0	3.44	46
6/10	at #14 North Carolina (W, 14-7)	-	-	1.2	3	1	1	1	0	0	3.49	43
6/16	vs. #6 Mississippi State (L, 4-5)	-	-	0.2	1	0	0	1	1	0	3.45	17

2020 - JUNIOR YEAR

Date	Opp (Res.)	DEC	QS	IP	H	R	ER	BBSO	HR	ERA	NP	
2/14	ILLINOIS-CHICAGO (W, 5-3)	-	-	4.0	0	0	0	1	6	0	0.00	60
2/21	UCF (L, 1-3)	-	-	3.2	3	0	0	0	3	0	0.00	44
2/28	WRIGHT STATE (W, 7-2)	-	-	3.0	2	0	0	0	5	0	0.00	42
3/6	CHICAGO STATE (W, 6-0)	-	-	2.0	0	0	0	0	3	0	0.00	27

2021 - SOPHOMORE YEAR

Date	Opp (Res.)	DEC	QS	IP	H	R	ER	BBSO	HR	ERA	NP	
2/19	*PRESBYTERIAN (W, 14-3)	W	-	5.0	3	3	2	1	6	1	3.60	73
2/26	*vs. #25 Oklahoma (L, 3-4 [10])	-	-	4.1	3	1	1	3	3	0	2.89	72
3/12	*LITTLE ROCK (W, 7-0)	W	-	5.0	3	0	0	1	5	0	1.88	58
3/19	*at #4 Ole Miss (L, 0-1)	-	X	7.0	4	0	0	1	4	0	1.27	94

CAM HILL'S CAREER APPEARANCES

2021 - FRESHMAN YEAR

Date	Opp (Res.)	DEC	QS	IP	H	R	ER	BB	SO	HR	ERA	NP
2/21	PRESBYTERIAN (W, 2-1 [10])	W	-	1.0	0	0	0	0	2	0	0.00	12
2/28	vs. Texas A&M (W, 6-1)	-	-	1.0	1	1	1	1	2	0	4.50	29

3/7	#18 BOSTON COLLEGE (L, 9-11 [10])	-	-	0.2	4	5	5	0	0	0	20.25	30
3/14	LITTLE ROCK (L, 6-12)	-	-	0.1	3	4	4	1	0	0	30.00	20
3/21	at #4 Ole Miss (L, 11-19)	-	-	0.0	2	3	2	3	0	0	36.00	22

WILL MORRISON'S CAREER APPEARANCES

2019 - FRESHMAN YEAR

Date	Opp (Res.)	DEC	QS	IP	H	R	ER	BB	SO	HR	ERA	NP
2/16	GEORGIA SOUTHERN (L, 5-7)	-	-	0.1	2	2	2	0	0	0	54.00	8
2/19	ALABAMA A&M (W, 10-1)	-	-	2.0	1	0	0	1	5	0	7.71	40
2/24	at UCF (W, 13-9)	-	-	2.0	1	1	1	0	0	1	6.23	23
3/6	UT MARTIN (W, 2-0)	-	-	0.2	1	0	0	1	1	0	5.40	21
3/19	at UAB (W, 13-5)	-	-	2.0	2	1	1	0	1	0	5.14	22
3/24	at #4 Mississippi State (L, 15-20)	-	-	0.1	0	0	0	0	0	0	4.91	1
3/26	vs. Alabama (L, 3-6)	-	-	0.0	0	1	1	1	0	0	6.14	4
4/2	GEORGIA TECH (L, 3-9)	-	-	1.1	2	0	0	1	1	0	5.29	24
4/6	#9 ARKANSAS (L, 0-8)	-	-	3.0	4	2	2	1	1	0	5.40	50
4/9	JACKSONVILLE STATE (L, 6-11)	-	-	3.0	0	0	0	0	0	0	4.30	28
4/12	at #12 Texas A&M (L, 0-4)	-	-	1.0	0	0	0	0	1	0	4.02	9
4/16	at #16 Georgia Tech (L, 6-11)	-	-	0.2	2	3	3	0	0	0	5.51	12
4/23	at Jacksonville State (W, 14-2)	-	-	0.2	2	1	1	1	0	0	5.82	15
4/25	at #4 Vanderbilt (L, 6-12)	-	-	1.1	1	0	0	0	2	0	5.40	17
4/26	at #4 Vanderbilt (L, 2-5)	-	-	1.2	2	0	0	0	0	0	4.95	18
5/4	ALABAMA (L, 6-7)	-	-	0.2	1	0	0	1	1	0	4.79	14
5/5	ALABAMA (W, 17-7)	-	-	1.0	1	0	0	0	1	0	4.57	14
5/7	UAB (L, 4-6)	-	-	1.1	0	0	0	2	0	0	4.30	20
5/10	#7 GEORGIA (L, 2-11)	-	-	2.0	4	4	4	1	2	0	--	42
5/14	NORTH ALABAMA (W, 8-7)	-	-	0.1	1	1	1	1	1	0	4.74	14
5/16	at #20 LSU (L, 1-7)	-	-	0.2	0	0	0	0	0	0	4.62	6
5/21	vs. #21 Tennessee (W, 5-3)	-	-	0.1	0	0	0	0	0	0	4.50	1
5/22	vs. #2 Vanderbilt (L, 1-11)	-	-	0.0	0	0	0	1	0	0	4.56	6

2021 - REDSHIRT SOPHOMORE YEAR

Date	Opp (Res.)	DEC	QS	IP
------	------------	-----	----	----

5/31	*vs. Coastal Carolina (W, 16-7)	-	-	3.2	6	2	2	1	4	1	2.45	86
6/8	*at #14 North Carolina (W, 11-7)	-	-	5.0	8	4	4	1	3	0	2.83	77
6/16	*vs. #6 Mississippi State (L, 4-5)	-	-	5.0	6	1	1	3	1	0	2.75	102

2020 - JUNIOR YEAR

Date	Opp (Res.)	DEC	QS	IP	H	R	ER	BBSO	HR	ERA	NP	
2/15	*ILLINOIS-CHICAGO (W, 18-1)	W	-	5.0	3	1	1	3	8	1	1.80	71
2/22	*UCF (L, 3-7)	L	-	5.0	1	3	2	1	5	1	2.70	62
2/29	*WRIGHT STATE (W, 20-6)	W	-	5.0	9	4	3	0	6	1	3.60	91
3/7	*CHICAGO STATE (W, 16-2)	W	X	6.0	4	2	2	1	6	0	3.43	74

2021 - SENIOR YEAR

Date	Opp (Res.)	DEC	QS	IP	H	R	ER	BBSO	HR	ERA	NP	
3/21	at #4 Ole Miss (L, 11-19)	-	-	0.1	4	5	5	2	0	0	99.00	23

CARSON SKIPPER'S CAREER APPEARANCES

*- Starter

2019 - FRESHMAN YEAR

Date	Opp (Res.)	DEC	QS	IP	H	R	ER	BBSO	HR	ERA	NP	
2/15	GEORGIA SOUTHERN (W, 11-2)	-	-	3.0	3	0	0	1	1	0	0.00	48
2/19	*ALABAMA A&M (W, 10-1)	W	-	4.0	2	1	0	0	8	0	0.00	67
2/24	at UCF (W, 13-9)	W	-	2.0	3	3	3	3	1	1	3.00	58
3/2	*CINCINNATI (W, 9-5)	-	-	3.0	5	4	3	0	4	1	4.50	59
3/6	UT MARTIN (W, 2-0)	-	-	2.1	0	0	0	0	5	0	3.77	31
3/9	*UTSA (W, 8-3)	W	-	4.2	5	0	0	0	5	0	2.84	70
3/17	*#21 TENNESSEE (W, 5-3)	-	-	3.0	3	2	1	1	1	0	2.86	46
3/23	*at #4 Mississippi State (L, 2-15)	L	-	0.2	5	5	4	2	1	0	4.37	35
3/24	at #4 Mississippi State (L, 15-20)	-	-	0.1	2	3	3	1	0	1	5.48	9
3/30	*at South Carolina (W, 7-5)	-	-	1.0	4	3	3	2	1	0	6.38	43
4/5	#9 ARKANSAS (W, 6-3)	-	-	0.2	1	0	0	0	1	0	6.20	8
4/5	#9 ARKANSAS (L, 6-9)	L	-	3.0	3	5	5	3	3	2	7.16	78
4/9	JACKSONVILLE STATE (L, 6-11)	-	-	0.0	0	0	0	2	0	0	7.16	10
4/16	*at #16 Georgia Tech (L, 6-11)	-	-	2.1	1	1	1	4	3	0	6.82	53
4/23	at Jacksonville State (W, 14-2)	-	-	1.0	0	0	0	1	0	0	6.61	17
4/25	at #4 Vanderbilt (L, 6-12)	-	-	1.1	3	2	2	3	1	0	6.89	43
5/7	*UAB (L, 4-6)	L	-	2.1	5	4	4	0	3	0	7.46	48

2020 - SOPHOMORE YEAR

Date	Opp (Res.)	DEC	QS	IP	H	R	ER	BBSO	HR	ERA	NP	
2/15	ILLINOIS-CHICAGO (W, 7-3)	-	-	1.0	0	0	0	0	2	0	0.00	16
2/19	OAKLAND (W, 17-1)	-	-	2.0	2	0	0	0	2	0	0.00	28
2/22	UCF (L, 3-7)	-	-	1.1	1	0	0	0	2	0	0.00	20
2/25	ALABAMA A&M (W, 10-0)	-	-	1.0	0	0	0	0	2	0	0.00	11
2/28	WRIGHT STATE (W, 7-2)	-	-	1.0	0	0	0	1	1	0	0.00	14
3/8	CHICAGO STATE (W, 9-0)	-	-	1.0	0	0	0	1	2	0	0.00	16
3/10	GEORGIA TECH (L, 2-6)	-	-	1.2	2	1	1	1	1	0	1.00	37

2021 - JUNIOR YEAR

Date	Opp (Res.)	DEC	QS	IP	H	R	ER	BBSO	HR	ERA	NP	
2/20	PRESBYTERIAN (W, 6-1)	-	-	1.0	1	0	0	0	1	0	0.00	9
2/24	ALABAMA A&M (W, 33-0)	-	-	1.0	1	0	0	0	0	0	0.00	8
2/26	vs. #25 Oklahoma (L, 3-4 [10])	-	-	2.0	1	0	0	1	3	0	0.00	39
2/28	vs. Texas A&M (W, 6-1)	-	-	1.0	0	0	0	0	1	0	0.00	15
3/7	#18 BOSTON COLLEGE (L, 9-11 [10])	-	-	0.2	0	0	0	0	1	0	0.00	13

JACK SOKOL'S CAREER APPEARANCES

2021 - FRESHMAN YEAR

Date	Opp (Res.)	DEC	QS	IP	H	R	ER	BBSO	HR	ERA	NP	
2/24	*ALABAMA A&M (W, 33-0)	W	-	4.0	1	0	0	3	6	0	0.00	52
3/21	at #4 Ole Miss (L, 11-19)	-	-	0.2	0	0	0	1	0	0	0.00	8

CARSON SWILLING'S CAREER APPEARANCES

2021 - FRESHMAN YEAR

Date	Opp (Res.)	DEC	QS	IP	H	R	ER	BBSO	HR	ERA	NP	
2/19	PRESBYTERIAN (W, 14-3)	-	-	1.0	0	0	0	0	1	0	0.00	11
2/23	ALABAMA A&M (W, 18-2 [7])	-	-	1.0	0	0	0	0	2	0	0.00	15
3/6	#18 BOSTON COLLEGE (W, 16-1)	-	-	1.2	1	0	0	1	1	0	0.00	40
3/12	LITTLE ROCK (W, 7-0)	-	-	1.0	0	0	0	0	1	0	0.00	10
3/16	at Lipscomb (W, 9-7)	W	-	3.2	3	1	1	0	2	1	1.08	42
3/20	at #4 Ole Miss (L, 5-6)	-	-	1.2	2	0	0	1	3	0	0.90	45

SEB THOMAS' CAREER APPEARANCES

2020 - FRESHMAN YEAR

Date	Opp (Res.)	DEC	QS	IP	H	R	ER	BBSO	HR	ERA	NP	
2/15	ILLINOIS-CHICAGO (W, 18-1)	-	-	1.0	0	0	0	1	1	0	0.00	14
2/19	OAKLAND (W, 17-1)	-	-	1.0	0	0	0	0	0	0	0.00	6
2/22	UCF (L, 3-7)	-	-	0.2	2	1	1	0	2	0	3.38	11
2/25	ALABAMA A&M (W, 10-0)	-	-	1.0	0	0	0	0	2	0	2.45	10
2/29	WRIGHT STATE (W, 20-6)	-	-	1.0	0	0	0	0	1	0	1.93	12
3/7	CHICAGO STATE (W, 16-2)	-	-	1.0	0	0	0	0	0	0	1.59	9
3/11	WOFFORD (L, 3-4)	-	-	2.0	2	0	0	3	0	0	1.17	49

2021 - SOPHOMORE YEAR

Date	Opp (Res.)	DEC	QS	IP	H	R	ER	BB	SO	HR	ERA	NP
2/19	PRESBYTERIAN (W, 14-3)	-	-	1.0	0	0	0	0	2	0	0.00	11
2/21	PRESBYTERIAN (W, 2-1 [10])	-	-	2.2	2	0	0	0	1	0	0.00	28
2/24	ALABAMA A&M (W, 33-0)	-	-	1.0	1	0	0	0	1	0	0.00	9
2/26	vs. #25 Oklahoma (L, 3-4 [10])	L	-	0.2	1	1	1	1	0	0	1.69	12
3/5	#18 BOSTON COLLEGE (L, 2-8)	-	-	2.1	1	0	0	1	4	0	1.17	39
3/7	#18 BOSTON COLLEGE (L, 9-11 [10])	-	-	0.1	2	3	3	1	1	1	4.50	16
3/21	at #4 Ole Miss (L, 11-19)	-	-	2.0	1	1	1	1	1	0	4.50	29

SUPERLATIVES AND MISCELLANEOUS NOTES

STARTS BY POSITION

STARTING PITCHER

Trace Bright	5	2-3
Mason Barnett	4	3-1
Cody Greenhill	4	3-1
Richard Fitts	3	1-2
Peyton Glavine	1	1-0
Jospeh Gonzalez	1	1-0
Jack Sokol	1	1-0

CATCHER

Steven Williams	10	6-4
Ryan Dyal	5	3-2
Nate LaRue	4	2-2

FIRST BASE

Tyler Miller	16	8-8
Bryson Ware	2	2-0
J.S. Shenker	1	1-0

SECOND BASE

Brody Moore	17	9-8
Garrett Farquhar	2	2-0

THIRD BASE

Rankin Woley	17	9-8
Tyler Miller	2	2-0

SHORTSTOP

Ryan Bliss	17	9-8
Cole Foster	1	1-0
Brody Moore	1	1-0

LEFT FIELD

Judd Ward	12	7-5
Steven Williams	3	2-1
Josh Hall	3	2-1
Brayton Brown	1	1-0

CENTER FIELD

Kason Howell	18	10-8
Josh Hall	1	1-0

RIGHT FIELD

Bryson Ware	10	6-4
Josh Hall	6	4-2
Steven Williams	3	1-2

DESIGNATED HITTER

Cam Hill	9	4-5
Bryson Ware	4	3-1
Steven Williams	2	2-0
Brayton Brown	1	1-0
Cole Foster	1	0-1
Bobby Peirce	1	0-1
Judd Ward	1	1-0

2021 AUBURN & OPPONENT HIGHS

TEAM BATTING

	AUBURN	OPPONENT
Runs in a game	33, vs. AAMU (2/24)	19, Ole Miss (3/21)
Runs in an inning	14, vs. AAMU [4th] (2/24)	8, BC [9th] (3/7)
Most Hits in a game	27, vs. AAMU (2/24)	16, Ole Miss (3/21)
Fewest Hits in a game	5, at Ole Miss (3/21)	3, four times
Hits in an inning	8, two times	6, two times
2B in a game	11, vs. AAMU (2/24)	4, Ole Miss (3/21)
3B in a game	2, vs. AAMU (2/24)	1, Little Rock (3/14)
HR in a game	4, two times	4, BC (3/5)
SB in a game	4, vs. Texas A&M (2/28)	2, UAB (3/9)
LOB in a game	12, vs. Baylor (2/27)	15, Oklahoma (2/26)
K in a game	14, at Ole Miss (3/19)	15, UAB (3/9)
BB in a game	12, vs. AAMU (2/23)	9, Oklahoma (2/26)

TEAM PITCHING

	AUBURN	OPPONENT
K in a game	15, at UAB (3/9)	14, Ole Miss (3/19)
BB in a game	11, at Ole Miss (3/21)	12, AAMU (2/23)
Pitchers used	7, at Ole Miss (3/21)	7, three times
Total Quality Starts	3	4

TEAM FIELDING

	AUBURN	OPPONENT
Errors in a game	2, two times	3, four times
DP turned in a game	3, vs. Baylor (2/27)	3, two times

IND. BATTING

	AUBURN	OPPONENT
Hits in a game	4, three times	3, eight times
Runs in a game	6, Ware vs. AAMU (2/24)	3, two times
2B in a game	2, three times	2, Morissette [BC] (3/5)
3B in a game	1, five times	1, Williams [LR] (3/14)
HR in a game	2, two times	2, three times
RBI in a game	7, Moore vs. AAMU (2/24)	4, two times
XBH in a game	2, 10 times	2, seven times
SB in a game	2, Hall vs. AAMU (2/23)	2, Davis [UAB] (3/9)
BB in a game	3, two times	3, four times
HBP in a game	2, Woley vs. BC (3/6)	1, nine times
K in a game	4, Hall at Ole Miss (3/20)	4, Floyd [UAB] (3/9)
Hitting Streak	12, Woley (current)	3, seven times
Consec. G w/HR	Hill vs. BC (3/6-7)	--

IND. PITCHING

	AUBURN	OPPONENT
K by a starter	9, Barnett vs. LR (3/13)	13, Hoglund [OM] (3/19)
K by a reliever	8, Mullins at UAB (3/9)	4, five times
BB by a starter	3, three times	5, Bohannon [UAB] (3/9)
BB by a reliever	3, four times	5, Stewart [AAMU] (2/23)
IP by a starter	7.0, two times	8.0, Hoglund [OM] (3/19)
IP by a reliever	4.0 Mullins at UAB (3/9)	6.0, Godman [OU] (2/26)

MISCELLANEOUS

	AUBURN
Biggest comeback win	3, at LIP (3/16)
Biggest blown lead loss	8, vs. BC (3/7)
Largest margin of victory	33, vs. AAMU (2/24)
Largest margin of defeat	8, at Ole Miss (3/21)
Longest game, Time	3:50, at Ole Miss (3/21)
Longest game, Time (9 inn)	3:50, at Ole Miss (3/21)
Shortest game, Time (9 inn)	2:12, at Ole Miss (3/19)
Longest game, Innings	10, three times
Largest crowd, Home	850, 11 times
Largest crowd, Road	10,304, at Ole Miss (3/20)
Largest crowd, Neutral	--

STARTS BY ORDER

LEADOFF

Judd Ward	10	7-3
Ryan Bliss	3	0-3
Josh Hall	2	2-0
Kason Howell	2	1-1
Steven Williams	2	1-1

2ND SPOT

Ryan Bliss	14	9-5
Josh Hall	2	2-0
Judd Ward	2	0-2
Brody Moore	1	0-1

3RD SPOT

Steven Williams	8	5-3
Bryson Ware	7	5-2
Rankin Woley	2	0-2
Tyler Miller	1	0-1
Brody Moore	1	1-0

CLEANUP

Rankin Woley	14	9-5
Steven Williams	3	2-1
Tyler Miller	2	0-2

5TH SPOT

Tyler Miller	11	7-4
Brody Moore	4	2-2
Bryson Ware	2	1-1
Steven Williams	1	1-0
Rankin Woley	1	0-1

6TH SPOT

Bryson Ware	7	5-2
Steven Williams	4	2-2
Tyler Miller	3	2-1
Kason Howell	2	1-1
Brayton Brown	1	0-1
Cam Hill	1	1-0

7TH SPOT

Cam Hill	7	3-4
Kason Howell	6	4-2
Ryan Dyal	1	0-1
Tyler Miller	1	1-0
Brody Moore	1	1-0
Bobby Peirce	1	0-1
J.S. Shenker	1	1-0
Judd Ward	1	1-0

8TH SPOT

Brody Moore	6	4-2
Ryan Dyal	4	3-1
Kason Howell	3	0-3
Nate LaRue	3	2-1
Josh Hall	2	2-0
Cam Hill	1	0-1

9TH SPOT

Brody Moore	5	2-3
Kason Howell	5	4-1
Garrett Farquhar	2	2-0
Josh Hall	3	1-2
Cole Foster	2	1-1
Brayton Brown	1	1-0
Nate LaRue	1	0-1

PITCHING NOTES

2021 BULLPEN BY NUMBERS

Total App.....	60
Saves/Opp.....	1/2
IR/IRS.....	25/17
BA Against.....	.262
ERA.....	4.90

SAVES/OPP

Mason Barnett.....	0/1
Richard Fitts.....	1/1

INHERITED RUNNERS/SCORED

Mason Barnett.....	2/0
Blake Burkhalter.....	2/0
Brooks Fuller.....	5/5
Peyton Glavine.....	1/1
Joseph Gonzalez.....	4/1
Cam Hill.....	1/1
Will Morrison.....	2/0
Hayden Mullins.....	4/3
Carson Skipper.....	1/1
Jack Sokol.....	2/0
Carson Swilling.....	4/2
Seb Thomas.....	7/3

1ST BATTER FACED/RETIRED

Mason Barnett.....	1/0
Trace Bright.....	1/0
Blake Burkhalter.....	7/7
Richard Fitts.....	1/1
Brooks Fuller.....	7/4
Peyton Glavine.....	5/2
Joseph Gonzalez.....	6/4
Cam Hill.....	5/3
Will Morrison.....	1/1
Hayden Mullins.....	6/4
Jack Owen.....	1/0
Carson Skipper.....	5/4
Jack Sokol.....	1/0
Carson Swilling.....	6/3
Seb Thomas.....	7/4

RELIEF ERA

Trace Bright.....	0.00
Richard Fitts.....	0.00
Will Morrison.....	0.00
Carson Skipper.....	0.00
Jack Sokol.....	0.00
Hayden Mullins.....	0.82
Carson Swilling.....	0.90
Blake Burkhalter.....	1.00
Peyton Glavine.....	3.97
Joseph Gonzalez.....	4.26
Seb Thomas.....	4.50
Mason Barnett.....	6.75
Brooks Fuller.....	10.24
Cam Hill.....	36.00
Jack Owen.....	99.00

BP SCORELESS IP (current/long)

Mason Barnett.....	0.1	7.2
Blake Burkhalter.....	1.0	10.0
Richard Fitts.....	2.0	11.1
Brooks Fuller.....	3.0	5.1
Peyton Glavine.....	--	5.1
Joseph Gonzalez.....	0.2	3.1
Cody Greenhill.....	14.0	14.0
Cam Hill.....	--	1.1
Will Morrison.....	1.1	7.0
Hayden Mullins.....	1.2	11.1
Jack Owen.....	--	7.1
Carson Skipper.....	5.2	9.0
Jack Sokol.....	0.2	0.2
Carson Swilling.....	2.1	7.2
Seb Thomas.....	--	10.1
Garrett Wade.....	7.1	7.1

2021 Auburn Baseball Team Game-by-Game for Auburn (as of Mar 22, 2021) Batting (All games)

Date	Opponent	ab	r	h	rbi	2b	3b	hr	tb	bb	ibb	sb	cs	hbp	sac	sf	gdp	k	po	a	e	lob	avg
Feb 19	PRESBYTERIAN	39	14	14	14	1	1	2	23	6	0	1	1	1	0	0	0	6	27	4	1	8	.359
Feb 20	PRESBYTERIAN	35	6	11	5	2	0	3	22	0	0	1	0	1	0	0	0	7	27	7	0	6	.338
Feb 21	PRESBYTERIAN	32	2	8	2	2	0	0	10	6	0	1	1	1	1	1	0	6	30	14	2	11	.311
Feb 23	ALABAMA A&M	32	18	14	16	2	1	3	27	12	0	2	0	1	0	2	0	7	21	8	2	11	.341
Feb 24	ALABAMA A&M	48	33	27	33	11	2	1	45	11	1	3	0	4	0	4	0	5	27	10	0	10	.398
Feb 26	vs OU	38	3	11	2	1	0	2	18	3	0	0	0	0	0	0	3	7	29	10	1	8	.379
Feb 27	vs Baylor	35	6	9	6	1	1	1	15	9	0	2	0	0	0	0	1	7	27	13	1	12	.363
Feb 28	vs Texas A&M	35	6	12	5	2	0	0	14	5	0	4	2	0	1	0	1	6	27	12	0	8	.361
Mar 05	BOSTON COLLEG	35	2	7	2	1	0	0	8	4	0	0	0	0	0	1	0	6	27	6	1	11	.343
Mar 06	BOSTON COLLEG	36	16	11	16	1	0	4	24	7	0	0	0	2	0	0	0	8	27	11	1	5	.340
Mar 07	BOSTON COLLEG	40	9	13	9	2	0	1	18	5	1	2	1	0	1	0	1	8	30	12	1	7	.338
Mar 09	at UAB	31	6	6	4	2	0	0	8	8	0	0	0	1	0	1	2	5	27	7	1	8	.328
Mar 12	LITTLE ROCK	30	7	8	6	1	0	2	15	4	0	1	0	0	1	0	2	7	27	8	0	4	.324
Mar 13	LITTLE ROCK	33	6	9	6	3	0	0	12	3	0	3	1	1	0	0	0	5	27	5	0	7	.321
Mar 14	LITTLE ROCK	38	6	13	6	1	0	2	20	1	0	0	0	0	1	1	6	27	6	1	7	.322	
Mar 16	at Lipscomb	37	9	12	9	0	0	4	24	4	0	0	1	0	0	0	1	9	27	7	1	5	.322
*Mar 19	at Ole Miss	32	0	5	0	1	0	0	6	1	0	0	0	0	0	0	0	14	24	11	0	6	.314
*Mar 20	at Ole Miss	38	5	11	5	1	0	3	21	1	0	0	0	1	0	0	0	12	24	6	1	8	.312
*Mar 21	at Ole Miss	41	11	15	11	2	0	1	20	3	0	0	0	1	0	1	1	10	24	10	1	8	.315
Totals		685	165	216	157	37	5	29	350	93	2	20	7	14	4	11	13	141	506	167	15	150	.315

AUBURN STARTING PITCHER BREAKDOWN

Starter	GS	Quality Starts	Run Support	RS/Start	Auburn Record
T. Bright	5	1	30	6.0	2-3
M. Barnett	4	1	22	5.5	3-1
C. Greenhill	4	1	16	4.0	2-2
R. Fitts	3	0	2	0.7	1-2
P. Glavine	1	0	1	1.0	1-0
J. Gonzalez	1	0	2	2.0	1-0
J. Sokol	1	0	19	19.0	1-0

Auburn Overall Rankings

Category	Rank	No.
ERA	13th	4.48
Opp BA	13th	.235
Hits Allowed	7th	148
Walks	T-8th	70
Strikeouts	13th	174

Auburn SEC-Only Rankings

Category	Rank	No.
ERA	T-13th	8.62
Opp BA	13th	.310
Hits Allowed	T-12th	31
Walks	T-12th	20
Strikeouts	T-11th	20

AUBURN PITCHING BREAKDOWN

	W-L	ERA	IP	H	R	ER	BB	K	HR	AVG	W-L	ERA	IP	H	R	ER	BB	K	HR	AVG	
STARTERS	7-5	4.08	86.0	63	45	39	27	80	9	.206	HOME	8-3	3.18	99.0	74	39	35	26	113	10	.208
RELIEVERS	4-3	4.90	82.2	85	49	45	43	94	7	.262	ROAD	2-3	7.07	42.0	43	38	33	28	44	4	.254
TOTALS	11-8	4.48	168.2	148	94	84	70	174	16	.235	NEUT.	1-2	5.20	27.2	31	17	16	16	17	2	.295

HITTING NOTES

2021 MULTI-HIT GAMES

	2	3	4	5+	Total
Ryan Bliss	10	1	-	-	11
Tyler Miller	5	4	1	-	10
Bryson Ware	5	2	-	-	7
Rankin Woley	5	2	-	-	7
Josh Hall	4	1	-	-	5
Brody Moore	2	2	1	-	5
Cam Hill	3	1	-	-	4
Kason Howell	4	-	-	-	4
Judd Ward	1	1	1	-	3
Steven Williams	3	-	-	-	3
Garrett Farquhar	1	1	-	-	2
Brayton Brown	1	-	-	-	1
Cole Foster	1	-	-	-	1
Nate LaRue	1	-	-	-	1

CAREER MULTI-HIT GAMES

	2	3	4	5+	Total
Ryan Bliss	34	7	1	-	42
Steven Williams	26	8	4	-	38
Rankin Woley	26	8	1	-	35
Judd Ward	21	9	3	-	33
Kason Howell	20	3	-	-	23
Brody Moore	8	4	1	-	13
Tyler Miller	5	4	1	-	10
Bryson Ware	5	2	-	-	7
Garrett Farquhar	4	1	-	-	5
Josh Hall	4	1	-	-	5
Cam Hill	3	1	-	-	4
Brayton Brown	1	-	-	-	1
Johnny Ceccoli	1	-	-	-	1
Cole Foster	1	-	-	-	1
Nate LaRue	1	-	-	-	1
J.S. Shenker	1	-	-	-	1

2021 MULTI-RBI GAMES

	2	3	4	5+	Total
Tyler Miller	3	2	2	1	8
Cam Hill	1	3	1	-	5
Brody Moore	4	-	-	1	5
Steven Williams	3	-	1	-	4
Ryan Bliss	3	-	-	-	3
Judd Ward	3	-	-	-	3
Bryson Ware	1	-	2	-	3
Brayton Brown	1	1	-	-	2
Josh Hall	1	1	-	-	2
Kason Howell	1	1	-	-	2
Nate LaRue	1	-	-	-	1
Bobby Peirce	1	-	-	-	1
Rankin Woley	-	-	1	-	1

CAREER MULTI-RBI GAMES

	2	3	4	5+	Total
Steven Williams	17	9	3	2	31
Rankin Woley	13	5	3	-	21
Ryan Bliss	12	2	4	-	18
Judd Ward	11	3	1	1	16
Brody Moore	7	-	-	1	8
Tyler Miller	4	2	2	1	9
Cam Hill	1	3	1	-	5
Kason Howell	2	3	-	-	5
Bryson Ware	1	-	2	-	3
Brayton Brown	1	1	-	-	2
Johnny Ceccoli	2	-	-	-	2
Garrett Farquhar	1	-	1	-	2
Josh Hall	1	1	-	-	2
J.S. Shenker	2	-	-	-	2
Nate LaRue	1	-	-	-	1
Bobby Peirce	1	-	-	-	1

CAREER STARTS

	Career	Consec.
Steven Williams	159	12
Judd Ward	117	4
Ryan Bliss	101	14
Rankin Woley	99	14
Kason Howell	91	15
Brody Moore	36	17
Tyler Miller	27	17
Bryson Ware	16	-
Garrett Farquhar	12	-
Josh Hall	10	-
Brayton Brown	9	-
Cam Hill	9	-
Nate LaRue	7	-
J.S. Shenker	7	-
Ryan Dyal	5	1
Johnny Ceccoli	2	-
Cole Foster	2	1

TEAM NOTES

Auburn Overall SEC Rankings			Auburn SEC-Only Rankings		
Category	Rank	No.	Category	Rank	No.
Avg.	1st	.315	Avg.	3rd	.279
Hits	2nd	216	Hits	T-2nd	31
2B	T-5th	37	2B	T-5th	4
HR	4th	29	HR	T-2nd	4
BB	11th	93	BB	13th	5

2021 AUBURN HOME RUNS

No.	Player (#)	Opponent (Date)	On	Outs	Inn.	Pitcher
1	Judd Ward (1)	Presbyterian (2/19)	1	2	2	Miles (R)
2	Rankin Woley (1)	Presbyterian (2/19)	2	2	7	Rorabeck (R)
3	Bryson Ware (1)	Presbyterian (2/20)	0	2	1	McDaniel (L)
4	Nate LaRue (1)	Presbyterian (2/20)	0	0	7	Flood (R)
5	Ryan Bliss (1)	Presbyterian (2/20)	0	2	7	Flood (R)
6	Judd Ward (2)	Alabama A&M (2/23)	0	0	1	Febus (R)
7	Bryson Ware (2)	Alabama A&M (2/23)	1	0	1	Febus (R)
8	Brayton Brown (1)	Alabama A&M (2/23)	0	0	5	Torres (R)
9	Tyler Miller (1)	Alabama A&M (2/24)	1	2	4	Baker (R)
10	Ryan Bliss (2)	Oklahoma (2/26)	0	1	3	Olds (R)
11	Steven Williams (1)	Oklahoma (2/26)	0	2	3	Olds (R)
12	Tyler Miller (2)	Baylor (2/27)	0	0	8	Miller (R)
13	Cam Hill (1)	Boston College (3/6)	3	2	1	Sheehan (R)
14	Steven Williams (2)	Boston College (3/6)	1	1	4	Mancini (R)
15	Tyler Miller (3)	Boston College (3/6)	2	2	5	West (R)
16	Rankin Woley (2)	Boston College (3/6)	0	2	7	Lombardi (R)
17	Cam Hill (2)	Boston College (3/7)	1	1	2	Vetrano (L)
18	Ryan Bliss (3)	Little Rock (3/12)	0	1	1	Funk (R)
19	Tyler Miller (4)	Little Rock (3/12)	2	2	5	Funk (R)
20	Steven Williams (2)	Little Rock (3/14)	0	1	3	DeCooman (L)
21	Brody Moore (1)	Little Rock (3/14)	1	1	9	Barkley (R)
22	Tyler Miller (5)	Lipscomb (3/16)	0	1	2	Bierman (R)
23	Kason Howell (1)	Lipscomb (3/16)	0	0	3	Bierman (R)
24	Tyler Miller (6)	Lipscomb (3/16)	2	2	3	Bierman (R)
25	Ryan Bliss (4)	Lipscomb (3/16)	0	0	5	Williams (R)
26	Ryan Bliss (5)	Ole Miss (3/20)	0	0	3	McDaniel (R)
27	Ryan Bliss (6)	Ole Miss (3/20)	0	0	7	Miller (R)
28	Tyler Miller (7)	Ole Miss (3/20)	0	2	7	Miller (R)
29	Brayton Brown (2)	Ole Miss (3/21)	2	2	8	Savell (R)

AUBURN CAREER HOME RUN BREAKDOWN

	1R	2R	3R	GS	Career	Home	Road	Last
Bliss	10	--	1	--	11	5	6	3/20/21
Brown	2	--	1	--	3	2	1	3/21/21
Ceccoli	1	--	--	--	1	1	--	2/19/20
Hill	--	1	--	1	2	2	--	3/7/21
Howell	1	--	--	--	1	--	1	3/16/21
LaRue	1	--	--	--	1	1	--	2/20/21
Miller	3	1	3	--	7	3	4	3/20/21
Moore	--	1	--	--	1	1	--	3/14/21
Ward	4	2	3	0	9	6	3	2/23/21
Ware	1	1	--	--	2	2	--	2/23/21
Williams	9	8	8	1	26	14	12	3/14/21
Woley	4	1	2	--	7	4	3	3/6/21

HITTING STREAKS

	Current	'21	Career
Ryan Bliss	7	7	10
Brayton Brown	1	2	3
Johnny Ceccoli	-	-	2
Ryan Dyal	-	2	2
Garrett Farquhar	-	1	3
Cole Foster	1	2	2
Josh Hall	-	4	4
Cam Hill	-	4	4
Kason Howell	-	5	6
Nate LaRue	1	2	2
Tyler Miller	2	5	5
Brody Moore	6	6	8
Bobby Peirce	1	1	1
J.S. Shenker	2	2	4
Judd Ward	-	4	7
Bryson Ware	1	6	6
Steven Williams	-	4	6
Rankin Woley	12	12	12

REACHED BASE STREAKS

	Current	'21	Career
Ryan Bliss	27	17	27
Brayton Brown	1	4	4
Johnny Ceccoli	-	3	3
Ryan Dyal	1	6	6
Garrett Farquhar	-	2	4
Cole Foster	1	2	2
Josh Hall	-	5	5
Cam Hill	-	8	8
Kason Howell	1	5	17
Nate LaRue	1	2	2
Tyler Miller	7	7	7
Brody Moore	6	7	10
Bobby Peirce	1	1	1
J.S. Shenker	2	3	11
Judd Ward	-	5	18
Bryson Ware	1	6	6
Steven Williams	-	13	25
Rankin Woley	12	12	17

BUNT HITS

Player	No.
Josh Hall	2
Judd Ward	2
Kason Howell	1
Brody Moore	1
TOTAL	6

SAC BUNTS

Player	No.
Ryan Bliss	1
Brayton Brown	1
Garrett Farquhar	1
Kason Howell	1
TOTAL	4

SAC FLIES

Player	No.
Josh Hall	2
Tyler Miller	2
Judd Ward	2
Cam Hill	1
Brody Moore	1
Bryson Ware	1
Steven Williams	1
Rankin Woley	1
TOTAL	11

OUTFIELD ASSISTS

Player	No.
Kason Howell	2
Josh Hall	1
Judd Ward	1
TOTAL	4

PINCH HITS

Player	No.
Bobby Peirce	2
J.S. Shenker	2
Josh Hall	1
Cam Hill	1
Bryson Ware	1
TOTAL	7

AUBURN 2021 GAME-BY-GAME STARTING LINEUPS

DATE	OPP	1	2	3	4	5	6	7	8	9	SP
2/19	Presbyterian	Ward	Bliss	Ware	Woley	Miller	Williams	Howell	Hall	Moore	Greenhill
2/20	Presbyterian	Ward	Bliss	Ware	Woley	Williams	Howell	Shenker	LaRue	Farquhar	Fitts
2/21	Presbyterian	Ward	Bliss	Ware	Woley	Miller	Williams	Howell	Hall	Moore	Barnett
2/23	Alabama A&M	Ward	Hall	Ware	Williams	Moore	Hill	Miller	LaRue	Foster	Bright
2/24	Alabama A&M	Ward	Hall	Ware	Williams	Moore	Miller	Howell	Dyal	Farquhar	Sokol
2/26	vs. Oklahoma	Ward	Bliss	Ware	Williams	Woley	Miller	Howell	Hill	Moore	Greenhill
2/27	vs. Baylor	Ward	Bliss	Ware	Woley	Miller	Howell	Peirce	LaRue	Moore	Fitts
2/28	vs. Texas A&M	Williams	Bliss	Moore	Woley	Ware	Miller	Howell	Dyal	Brown	Bright
3/5	Boston College	Williams	Bliss	Miller	Woley	Ware	Hall	Howell	Dyal	Moore	Fitts
3/6	Boston College	Howell	Bliss	Williams	Woley	Miller	Ware	Hill	Moore	Hall	Barnett
3/7	Boston College	Howell	Bliss	Williams	Woley	Miller	Ware	Hill	Moore	Hall	Bright
3/9	at UAB	Ward	Bliss	Williams	Woley	Miller	Ware	Moore	Dyal	Howell	Gonzalez
3/12	Little Rock	Ward	Bliss	Williams	Woley	Miller	Ware	Hill	Moore	Howell	Greenhill
3/13	Little Rock	Hall	Bliss	Williams	Woley	Miller	Ware	Hill	Moore	Howell	Barnett
3/14	Little Rock	Bliss	Moore	Williams	Woley	Miller	Brown	Hill	Howell	LaRue	Bright
3/16	Lipscomb	Hall	Bliss	Williams	Woley	Miller	Ware	Ward	Moore	Howell	Glavine
3/19	at Ole Miss*	Ward	Bliss	Williams	Woley	Miller	Ware	Hill	Moore	Howell	Greenhill
3/20	at Ole Miss*	Bliss	Ward	Woley	Miller	Moore	Williams	Hill	Howell	Hall	Barnett
3/21	at Ole Miss*	Bliss	Ward	Woley	Miller	Moore	Williams	Dyal	Howell	Foster	Bright
3/26	Kentucky*										
3/27	Kentucky*										
3/28	Kentucky*										
4/1	at Arkansas*										
4/2	at Arkansas*										
4/3	at Arkansas*										
4/6	Kennesaw State										
4/9	Mississippi State*										
4/10	Mississippi State*										
4/11	Mississippi State*										
4/13	at Georgia Tech										
4/16	at Alabama*										
4/17	at Alabama*										
4/18	at Alabama*										
4/20	Samford										
4/21	Jacksonville State										
4/23	Florida*										
4/24	Florida*										
4/25	Florida*										
4/30	at Georgia*										
5/1	at Georgia*										
5/2	at Georgia*										
5/4	UAB										
5/7	LSU*										
5/8	LSU*										
5/9	LSU*										
5/11	at Samford										
5/14	Texas A&M*										
5/15	Texas A&M*										
5/16	Texas A&M*										
5/18	North Alabama										
5/20	at Missouri*										
5/21	at Missouri*										
5/22	at Missouri*										

* - SEC Game

AUBURN 2021 GAME-BY-GAME STARTERS

DATE	OPP	SP	C	1B	2B	3B	SS	LF	CF	RF	DH
2/19	Presbyterian	Greenhill	Williams	Miller	Moore	Woley	Bliss	Ward	Howell	Hall	Ware
2/20	Presbyterian	Fitts	LaRue	Shenker	Farquhar	Woley	Bliss	Ward	Howell	Ware	Williams
2/21	Presbyterian	Barnett	Williams	Miller	Moore	Woley	Bliss	Ward	Howell	Hall	Ware
2/23	Alabama A&M	Bright	LaRue	Ware	Moore	Miller	Foster	Ward	Hall	Williams	Hill
2/24	Alabama A&M	Sokol	Dyal	Ware	Farquhar	Miller	Moore	Ward	Howell	Hall	Williams
2/26	vs. Oklahoma	Greenhill	Williams	Miller	Moore	Woley	Bliss	Ward	Howell	Ware	Hill
2/27	vs. Baylor	Fitts	LaRue	Miller	Moore	Woley	Bliss	Ward	Howell	Ware	Peirce
2/28	vs. Texas A&M	Bright	Dyal	Miller	Moore	Woley	Bliss	Williams	Howell	Ware	Brown
3/5	Boston College	Fitts	Dyal	Miller	Moore	Woley	Bliss	Williams	Howell	Hall	Ware
3/6	Boston College	Barnett	Williams	Miller	Moore	Woley	Bliss	Hall	Howell	Ware	Hill
3/7	Boston College	Bright	Williams	Miller	Moore	Woley	Bliss	Hall	Howell	Ware	Hill
3/9	at UAB	Gonzalez	Dyal	Miller	Moore	Woley	Bliss	Williams	Howell	Ware	Ward
3/12	Little Rock	Greenhill	Williams	Miller	Moore	Woley	Bliss	Ward	Howell	Ware	Hill
3/13	Little Rock	Barnett	Williams	Miller	Moore	Woley	Bliss	Hall	Howell	Ware	Hill
3/14	Little Rock	Bright	LaRue	Miller	Moore	Woley	Bliss	Brown	Howell	Williams	Hill
3/16	Lipscomb	Glavine	Williams	Miller	Moore	Woley	Bliss	Ward	Howell	Hall	Ware
3/19	at Ole Miss*	Greenhill	Williams	Miller	Moore	Woley	Bliss	Ward	Howell	Ware	Hill
3/20	at Ole Miss*	Barnett	Williams	Miller	Moore	Woley	Bliss	Ward	Howell	Hall	Hill
3/21	at Ole Miss*	Bright	Dyal	Miller	Moore	Woley	Bliss	Ward	Howell	Williams	Foster
3/26	Kentucky*										
3/27	Kentucky*										
3/28	Kentucky*										
4/1	at Arkansas*										
4/2	at Arkansas*										
4/3	at Arkansas*										
4/6	Kennesaw State										
4/9	Mississippi State*										
4/10	Mississippi State*										
4/11	Mississippi State*										
4/13	at Georgia Tech										
4/16	at Alabama*										
4/17	at Alabama*										
4/18	at Alabama*										
4/20	Samford										
4/21	Jacksonville State										
4/23	Florida*										
4/24	Florida*										
4/25	Florida*										
4/30	at Georgia*										
5/1	at Georgia*										
5/2	at Georgia*										
5/4	UAB										
5/7	LSU*										
5/8	LSU*										
5/9	LSU*										
5/11	at Samford										
5/14	Texas A&M*										
5/15	Texas A&M*										
5/16	Texas A&M*										
5/18	North Alabama										
5/20	at Missouri*										
5/21	at Missouri*										
5/22	at Missouri*										

* - SEC Game

OVERALL STATS



**2021 Auburn Baseball
Overall Statistics for Auburn (as of Mar 22, 2021)
(All games Sorted by Batting avg)**



Record: 11-8 Home: 8-3 Away: 2-3 Neutral: 1-2 SEC: 0-3

Player	avg	gp-gs	ab	r	h	2b	3b	hr	rbi	tb	slg%	bb	hp	so	gdp	ob%	sf	sh	sb-att	po	a	e	fld%	
10 Miller, Tyler	.411	18-18	73	19	30	3	1	7	30	56	.767	4	0	11	2	.430	2	0	2-2	124	6	1	.992	
9 Bliss, Ryan	.366	17-17	71	17	26	3	0	6	13	47	.662	6	0	7	2	.416	0	1	3-4	18	46	3	.955	
4 Woley, Rankin	.348	17-17	69	17	24	7	0	2	8	37	.536	6	4	14	0	.425	1	0	1-1	13	31	4	.917	
16 Hill, Cam	.343	11-9	35	5	12	1	1	2	16	21	.600	5	0	6	0	.415	1	0	0-0	0	0	0	.000	
2 Hall, Josh	.342	14-10	38	9	13	2	2	0	8	19	.500	3	0	9	0	.372	2	0	4-5	23	1	1	.960	
8 Ware, Bryson	.339	18-16	62	21	21	4	1	2	15	33	.532	9	2	22	1	.432	1	0	3-4	31	1	0	1.000	
19 Moore, Brody	.338	18-18	68	16	23	3	0	1	19	29	.426	7	0	7	3	.395	1	0	0-2	24	38	0	1.000	
1 Ward, Judd	.289	13-13	45	11	13	1	0	2	6	20	.444	7	0	7	0	.370	2	0	0-0	14	1	0	1.000	
5 Howell, Kason	.230	19-18	61	8	14	2	0	1	10	19	.311	12	3	12	0	.382	0	1	5-7	48	2	0	1.000	
41 Williams, Steven	.221	19-18	68	16	15	4	0	3	15	28	.412	13	1	16	2	.349	1	0	0-0	91	11	0	1.000	

7 Foster, Cole	.400	6-2	10	4	4	1	0	0	1	5	.500	2	1	3	0	.538	0	0	0-0	3	5	1	.889	
47 Farquhar, Garrett	.385	10-2	13	5	5	2	0	0	1	7	.538	2	1	3	0	.500	0	1	1-1	6	5	1	.917	
28 LaRue, Nate	.308	7-4	13	3	4	1	0	1	2	8	.615	2	0	1	1	.400	0	0	0-0	42	3	0	1.000	
34 Shenker, John Sam	.273	8-1	11	3	3	1	0	0	2	4	.364	2	1	6	0	.429	0	0	0-0	11	0	0	1.000	
3 Brown, Brayton	.250	10-2	16	6	4	1	0	2	6	11	.688	3	0	7	0	.368	0	1	0-0	5	0	1	.833	
6 Peirce, Bobby	.231	7-1	13	3	3	1	0	0	4	4	.308	1	1	5	1	.333	0	0	0-0	1	0	0	1.000	
17 Dyal, Ryan	.105	10-5	19	2	2	0	0	0	1	2	.105	9	0	5	1	.393	0	0	1-1	48	3	0	1.000	
Totals	.315	19	685	165	216	37	5	29	157	350	.511	93	14	141	13	.402	11	4	20-27	506	167	15	.978	
Opponents	.235	19	630	94	148	25	1	16	85	223	.354	70	11	174	15	.320	4	2	5-11	493	144	22	.967	

LOB - Team (150), Opp (117). DPs turned - Team (19), Opp (14). CI - Team (0), Opp (1). IBB - Team (2), Williams, S. 1, Hill, C. 1, Opp (2). Picked off - Hall, J. 1.

(All games Sorted by Earned run avg)

Player	era	w-l	app	gs	cg	sho	sv	ip	h	r	er	bb	so	2b	3b	hr	b/avg	wp	hp	bk	sfa	sha
20 Greenhill, Cody	1.27	2-0	4	4	0	0/1	0	21.1	13	4	3	6	18	4	0	1	.176	2	1	1	0	0
18 Barnett, Mason	2.18	2-1	5	4	0	0/1	0	20.2	14	8	5	10	21	4	0	0	.197	1	3	1	2	0
21 Bright, Trace	6.23	2-2	6	5	0	0/0	0	21.2	19	16	15	6	20	3	0	2	.235	0	1	0	0	0
43 Fitts, Richard	6.61	0-2	4	3	0	0/0	1	16.1	17	13	12	5	13	2	0	6	.270	1	0	0	0	0

29 Skipper, Carson	0.00	0-0	5	0	0	0/1	0	5.2	3	0	0	1	6	0	0	0	.150	0	0	0	0	0
36 Sokol, Jack	0.00	1-0	2	1	0	0/1	0	4.2	1	0	0	4	6	1	0	0	.083	0	0	0	0	0
33 Morrison, Will	0.00	0-0	1	0	0	0/0	0	1.1	1	0	0	0	1	0	0	0	.200	0	0	0	0	0
26 Mullins, Hayden	0.82	2-0	6	0	0	0/1	0	11.0	8	2	1	3	19	0	0	0	.190	1	0	0	0	0
32 Swilling, Carson	0.90	1-0	6	0	0	0/1	0	10.0	6	1	1	2	10	1	0	1	.162	0	0	0	0	0
40 Burkhalter, Blake	1.00	0-0	7	0	0	0/2	0	9.0	6	2	1	8	12	1	0	1	.176	1	1	0	0	0
45 Gonzalez, Joseph	3.18	0-1	7	1	0	0/1	0	11.1	11	4	4	0	11	2	0	1	.250	0	0	1	0	0
27 Thomas, Seb	4.50	0-1	7	0	0	0/1	0	10.0	8	5	5	4	10	2	0	1	.242	0	1	0	0	1
23 Glavine, Peyton	6.39	0-1	6	1	0	0/1	0	12.2	11	9	9	4	11	3	0	2	.234	0	0	0	0	1
14 Fuller, Brooks	10.24	0-0	7	0	0	0/0	0	9.2	16	12	11	10	12	0	0	1	.364	5	2	0	1	0
16 Hill, Cam	36.00	1-0	5	0	0	0/0	0	3.0	10	13	12	5	4	1	1	0	.556	1	1	0	1	0
44 Owen, Jack	99.00	0-0	1	0	0	0/0	0	0.1	4	5	5	2	0	1	0	0	.800	0	1	0	0	0
Totals	4.48	11-8	19	19	0	3/3	1	168.2	148	94	84	70	174	25	1	16	.235	12	11	3	4	2
Opponents	7.56	8-11	19	19	0	1/1	3	164.1	216	165	138	93	141	37	5	29	.315	19	14	2	11	4

PB - Team (2), LaRue, N. 1, Williams, S. 1, Opp (2). Pickoffs - Team (2), Gonzalez, J. 1, LaRue, N. 1, Opp (1). SBA/ATT - Williams, S. (2-5), Dyal, R. (3-4), Barnett, M. (0-3), Fitts, R. (1-2), Mullins, H. (2-2), Swilling, C. (2-2), Bright, T. (0-1), LaRue, N. (0-1), Sokol, J. (0-1).

SEC STATS



2021 Auburn Baseball
Conference statistics for Auburn (as of Mar 22, 2021)
(SEC games only Sorted by Batting avg)



Record: 0-3 Home: 0-0 Away: 0-3 SEC: 0-3

Player	avg	gp-gs	ab	r	h	2b	3b	hr	rbi	tb	slg%	bb	hp	so	gdp	ob%	sf	sh	sb-att	po	a	e	fld%
4 Woley, Rankin	.538	3-3	13	1	7	2	0	0	1	9	.692	0	1	1	0	.571	0	0	0-0	3	3	0	1.000
9 Bliss, Ryan	.400	3-3	15	4	6	0	0	2	3	12	.800	0	0	2	0	.400	0	0	0-0	1	12	0	1.000
19 Moore, Brody	.400	3-3	10	2	4	0	0	0	0	4	.400	1	0	3	0	.455	0	0	0-0	5	9	0	1.000
10 Miller, Tyler	.308	3-3	13	2	4	1	0	1	4	8	.615	1	0	4	0	.357	0	0	0-0	26	0	0	1.000
1 Ward, Judd	.273	3-3	11	1	3	0	0	0	0	3	.273	0	0	3	0	.273	0	0	0-0	4	0	0	1.000
41 Williams, Steven	.000	3-3	11	0	0	0	0	0	0	0	.000	0	0	8	0	.000	0	0	0-0	15	2	0	1.000
5 Howell, Kason	.000	3-3	7	0	0	0	0	0	0	0	.000	1	1	2	0	.222	0	0	0-0	7	0	0	1.000
2 Hall, Josh	.000	2-1	5	1	0	0	0	0	2	0	.000	0	0	4	0	.000	1	0	0-0	3	0	0	1.000
17 Dyal, Ryan	.000	3-1	4	0	0	0	0	0	1	0	.000	2	0	1	1	.333	0	0	0-0	5	1	0	1.000

6 Peirce, Bobby	1.000	1-0	1	0	1	0	0	0	1	1	1.000	0	0	0	0	1.000	0	0	0-0	0	0	0	.000
34 Shenker, John Sam	.667	2-0	3	1	2	1	0	0	1	3	1.000	0	0	1	0	.667	0	0	0-0	0	0	0	.000
8 Ware, Bryson	.400	3-1	5	2	2	0	0	0	0	2	.400	0	0	3	0	.400	0	0	0-0	2	0	0	1.000
3 Brown, Brayton	.333	1-0	3	2	1	0	0	1	3	4	1.333	0	0	1	0	.333	0	0	0-0	1	0	1	.500
7 Foster, Cole	.250	1-1	4	0	1	0	0	0	0	1	.250	0	0	2	0	.250	0	0	0-0	0	0	0	.000
16 Hill, Cam	.000	2-2	5	0	0	0	0	0	0	0	.000	0	0	1	0	.000	0	0	0-0	0	0	0	.000
47 Farquhar, Garrett	.000	2-0	1	0	0	0	0	0	0	0	.000	0	0	0	0	.000	0	0	0-0	0	0	0	.000
Totals	.279	3	111	16	31	4	0	4	16	47	.423	5	2	36	1	.319	1	0	0-0	72	27	2	.980
Opponents	.310	3	100	26	31	8	0	2	24	45	.450	20	2	20	2	.431	1	0	1-1	81	14	1	.990

LOB - Team (22), Opp (25). DPs turned - Team (3), Opp (1). IBB - Team (0), Opp (1).

(SEC games only Sorted by Earned run avg)

Player	era	w-l	app	gs	cg	sho	sv	ip	h	r	er	bb	so	2b	3b	hr	b/avg	wp	hp	bk	sfa	sha	
20 Greenhill, Cody	0.00	0-0	1	1	0	0/0	0	7.0	4	0	0	1	4	1	0	0	.167	0	0	0	0	0	
14 Fuller, Brooks	0.00	0-0	1	0	0	0/0	0	2.1	3	0	0	3	3	0	0	0	.333	1	0	0	0	0	
23 Glavine, Peyton	11.57	0-0	1	0	0	0/0	0	2.1	4	3	3	1	2	2	0	1	.364	0	0	0	0	0	
18 Barnett, Mason	12.00	0-1	1	1	0	0/0	0	3.0	5	6	4	2	4	3	0	0	.357	1	1	1	1	0	

32 Swilling, Carson	0.00	0-0	1	0	0	0/0	0	1.2	2	0	0	1	3	0	0	0	.286	0	0	0	0	0	
33 Morrison, Will	0.00	0-0	1	0	0	0/0	0	1.1	1	0	0	0	1	0	0	0	.200	0	0	0	0	0	
40 Burkhalter, Blake	0.00	0-0	1	0	0	0/0	0	1.0	0	0	0	2	0	0	0	0	.000	1	0	0	0	0	
36 Sokol, Jack	0.00	0-0	1	0	0	0/0	0	0.2	0	0	0	1	0	0	0	0	.000	0	0	0	0	0	
27 Thomas, Seb	4.50	0-0	1	0	0	0/0	0	2.0	1	1	1	1	1	0	0	0	.143	0	0	0	0	0	
45 Gonzalez, Joseph	9.00	0-1	1	0	0	0/0	0	1.0	1	1	1	0	0	0	0	1	.250	0	0	0	0	0	
21 Bright, Trace	47.25	0-1	1	1	0	0/0	0	1.1	4	7	7	3	2	1	0	0	.500	0	0	0	0	0	
44 Owen, Jack	99.00	0-0	1	0	0	0/0	0	0.1	4	5	5	2	0	1	0	0	.800	0	1	0	0	0	
16 Hill, Cam	99.00	0-0	1	0	0	0/0	0	0.0	2	3	2	3	0	0	0	0	1.000	0	0	0	0	0	
Totals	8.62	0-3	3	3	0	0/0	0	24.0	31	26	23	20	20	8	0	2	.310	3	2	1	1	0	
Opponents	3.67	3-0	3	3	0	1/1	2	27.0	31	16	11	5	36	4	0	4	.279	2	2	0	1	0	

PB - Team (0), Opp (1). SBA/ATT - Swilling, C. (1-1), Williams, S. (1-1).

GAMES SUMMARY



**2021 Auburn Baseball
Games Summary for Auburn (as of Mar 22, 2021)
(All games)**



Score by innings	1	2	3	4	5	6	7	8	9	EX	Total
Auburn	22	13	16	29	19	15	20	22	8	1	165
Opponents	4	17	6	6	17	15	4	8	14	3	94

Record when ...

Overall	11-8	After 6 leading	10-2
Conference	0-3 trailing	1-5
Non-Conference	11-5 tied	0-1
Home games	8-3	After 7 leading	8-2
Away games	2-3 trailing	1-5
Neutral site	1-2 tied	1-1
Day games	10-7	After 8 leading	9-2
Night games	1-1 trailing	0-6
vs Left starter	3-3 tied	1-0
vs Right starter	8-5	Hit 0 home runs	4-2
1-Run games	2-3	... 1 home run	1-3
2-Run games	1-1	... 2+ home runs	6-3
5+Run games	8-4	Opponent 0 home runs	8-2
Extra innings	1-2 1 home run	2-2
Shutouts	3-1 2+ HRs	1-4
Scoring 0-2 runs	1-2	Made 0 errors	5-1
..... 3-5 runs	0-2 1 error	4-7
..... 6-9 runs	6-3 2+ errors	2-0
..... 10+ runs	4-1	Opp. made 0 errors	2-4
Opponent 0-2 runs	8-1 1 error	5-3
..... 3-5 runs	2-1 2+ errors	4-1
..... 6-9 runs	1-2	Out-hit opponent	11-2
..... 10+ runs	0-4	Out-hit by opponent	0-5
Scored in 1st inning	4-3	Hits are tied	0-1
Opp. scored in 1st	1-2		
Scores first	10-3		
Opp. scores first	1-5		

Record when team scores:

Runs	0	1	2	3	4	5	6	7	8	9	10+
W-L	0-1	0-0	1-1	0-1	0-0	0-1	4-2	1-0	0-0	1-1	4-1

Record when opponent scores:

Runs	0	1	2	3	4	5	6	7	8	9	10+
W-L	3-0	4-1	1-0	1-0	0-1	1-0	0-1	1-0	0-1	0-0	0-4

Record when leading after:

Inn.	1	2	3	4	5	6	7	8
W-L	4-2	7-3	9-3	10-3	9-2	10-2	8-2	9-2

Record when trailing after:

Inn.	1	2	3	4	5	6	7	8
W-L	0-1	1-4	0-4	0-4	0-5	1-5	1-5	0-6

Record when tied after:

Inn.	1	2	3	4	5	6	7	8
W-L	7-5	3-1	2-1	1-1	2-1	0-1	1-1	1-0

Current losing streak: 3
 Longest winning streak: 5
 Longest losing streak: 3

Home attendance : 9350 (11 dates avg = 850)
 Away attendance : 30758 (8 dates avg = 3844)
 Total attendance: 40108 (19 dates avg = 2110)

HITTERS CONFERENCE-ONLY CAREER STATS

Bliss, Ryan

Year	avg	gp-gs	ab	r	h	2b	3b	hr	rbi	tb	slg%	bb	hbp	so	gdp	ob%	sf	sh	sb-att	po	a	e	fld%
2019	.288	30-30	111	24	32	4	0	1	17	39	.351	13	2	17	4	.364	3	1	6-7	55	93	4	.974
2021	.400	3-3	15	4	6	0	0	2	3	12	.800	0	0	2	0	.400	0	0	0-0	1	12	0	1.000
TOTAL	.302	33-33	126	28	38	4	0	3	20	51	.405	13	2	19	4	.368	3	1	6-7	56	105	4	.976

Howell, Kason

Year	avg	gp-gs	ab	r	h	2b	3b	hr	rbi	tb	slg%	bb	hbp	so	gdp	ob%	sf	sh	sb-att	po	a	e	fld%
2019	.238	29-29	105	11	25	5	0	0	8	30	.286	7	4	29	2	.310	0	2	4-5	81	1	1	.988
2021	.000	3-3	7	0	0	0	0	0	0	0	.000	1	1	2	0	.222	0	0	0-0	7	0	0	1.000
TOTAL	.223	32-32	112	11	25	5	0	0	8	30	.268	8	5	31	2	.304	0	2	4-5	88	1	1	.989

Moore, Brody

Year	avg	gp-gs	ab	r	h	2b	3b	hr	rbi	tb	slg%	bb	hbp	so	gdp	ob%	sf	sh	sb-att	po	a	e	fld%
2019	.235	7-2	17	2	4	0	0	0	1	4	.235	0	0	4	2	.235	0	0	0-1	9	3	0	1.000
2021	.400	3-3	10	2	4	0	0	0	0	4	.400	1	0	3	0	.455	0	0	0-0	5	9	0	1.000
TOTAL	.296	10-5	27	4	8	0	0	0	1	8	.296	1	0	7	2	.321	0	0	0-1	14	12	0	1.000

Ward, Judd

Year	avg	gp-gs	ab	r	h	2b	3b	hr	rbi	tb	slg%	bb	hbp	so	gdp	ob%	sf	sh	sb-att	po	a	e	fld%
2018	.195	18-12	41	5	8	1	1	0	3	11	.268	7	1	7	0	.327	0	1	0-1	37	1	0	1.000
2019	.286	30-30	119	15	34	7	0	2	14	47	.395	13	2	27	0	.366	0	4	1-1	72	5	3	.963
2021	.273	3-3	11	1	3	0	0	0	0	3	.273	0	0	3	0	.273	0	0	0-0	4	0	0	1.000
TOTAL	.263	51-45	171	21	45	8	1	2	17	61	.357	20	3	37	0	.351	0	5	1-2	113	6	3	.975

Williams, Steven

Year	avg	gp-gs	ab	r	h	2b	3b	hr	rbi	tb	slg%	bb	hbp	so	gdp	ob%	sf	sh	sb-att	po	a	e	fld%
2018	.255	30-30	106	23	27	0	0	6	20	45	.425	25	2	22	1	.403	1	0	1-1	54	4	2	.967
2019	.190	30-30	105	12	20	2	1	3	9	33	.314	15	1	32	1	.293	2	2	1-1	57	3	2	.968
2021	.000	3-3	11	0	0	0	0	0	0	0	.000	0	0	8	0	.000	0	0	0-0	15	2	0	1.000
TOTAL	.212	63-63	222	35	47	2	1	9	29	78	.351	40	3	62	2	.336	3	2	2-2	126	9	4	.971

Woley, Rankin

Year	avg	gp-gs	ab	r	h	2b	3b	hr	rbi	tb	slg%	bb	hbp	so	gdp	ob%	sf	sh	sb-att	po	a	e	fld%
2019	.231	29-29	117	9	27	4	0	2	13	37	.316	6	2	28	3	.280	0	0	1-1	231	20	0	1.000
2021	.538	3-3	13	1	7	2	0	0	1	9	.692	0	1	1	0	.571	0	0	0-0	3	3	0	1.000
TOTAL	.262	32-32	130	10	34	6	0	2	14	46	.354	6	3	29	3	.309	0	0	1-1	234	23	0	1.000

PITCHERS CONFERENCE-ONLY CAREER STATS

Fitts, Richard

Year	era	w-l	app	qs	cq	sho	sv	ip	h	r	er	bb	so	2b	3b	hr	bf	bavg	wp	hbp	bk	sfa	sha
2019	7.88	2-3	9	5	0	0/0	0	24.0	38	21	21	6	17	6	0	5	111	.362	4	0	0	0	0

Fuller, Brooks

Year	era	w-l	app	qs	cq	sho	sv	ip	h	r	er	bb	so	2b	3b	hr	bf	bavg	wp	hbp	bk	sfa	sha
2019	3.82	2-2	11	6	0	0/1	1	33.0	29	17	14	23	30	3	1	4	151	.238	6	2	0	1	3
2021	0.00	0-0	1	0	0	0/0	0	2.1	3	0	0	3	3	0	0	0	12	.333	1	0	0	0	0
TOTAL	3.57	2-2	12	6	0	0/1	1	35.1	32	17	14	26	33	3	1	4	163	.244	7	2	0	1	3

Glavine, Peyton

Year	era	w-l	app	qs	cq	sho	sv	ip	h	r	er	bb	so	2b	3b	hr	bf	bavg	wp	hbp	bk	sfa	sha
2018	0.00	0-0	1	0	0	0/0	0	0.1	1	0	0	0	1	0	0	0	2	.500	0	0	0	0	0
2019	9.00	0-0	3	0	0	0/0	0	2.0	4	2	2	4	2	0	0	0	14	.400	0	0	0	0	0
2021	11.57	0-0	1	0	0	0/0	0	2.1	4	3	3	1	2	2	0	1	12	.364	0	0	0	0	0
TOTAL	9.64	0-0	5	0	0	0/0	0	4.2	9	5	5	5	5	2	0	1	28	.391	0	0	0	0	0

Greenhill, Cody

Year	era	w-l	app	qs	cq	sho	sv	ip	h	r	er	bb	so	2b	3b	hr	bf	bavg	wp	hbp	bk	sfa	sha
2018	1.93	0-1	1	0	0	0/0	0	4.2	3	1	1	1	3	0	0	1	18	.188	0	1	0	0	0
2019	3.60	1-0	2	0	0	0/0	1	5.0	3	2	2	0	3	1	0	1	17	.176	0	0	0	0	0
TOTAL	2.79	1-1	3	0	0	0/0	1	9.2	6	3	3	1	6	1	0	2	35	.182	0	1	0	0	0

Morrison, Will

Year	era	w-l	app	qs	cq	sho	sv	ip	h	r	er	bb	so	2b	3b	hr	bf	bavg	wp	hbp	bk	sfa	sha
2019	2.45	0-0	10	0	0	0/0	0	11.0	10	3	3	2	6	3	0	1	42	.263	0	1	0	1	0
2021	0.00	0-0	1	0	0	0/0	0	1.1	1	0	0	0	1	0	0	0	5	.200	0	0	0	0	0
TOTAL	2.19	0-0	11	0	0	0/0	0	12.1	11	3	3	2	7	3	0	1	47	.256	0	1	0	1	0

Owen, Jack

Year	era	w-l	app	qs	cq	sho	sv	ip	h	r	er	bb	so	2b	3b	hr	bf	bavg	wp	hbp	bk	sfa	sha
2018	18.00	0-0	3	0	0	0/0	0	2.0	3	4	4	3	2	0	0	0	11	.375	0	0	0	0	0
2019	4.81	1-2	6	4	0	0/0	0	24.1	25	13	13	6	17	3	0	2	103	.266	1	2	0	1	0
2021	99.00	0-0	1	0	0	0/0	0	0.1	4	5	5	2	0	1	0	0	8	.800	0	1	0	0	0
TOTAL	7.43	1-2	10	4	0	0/0	0	26.2	32	22	22	11	19	4	0	2	122	.299	1	3	0	1	0

Skipper, Carson

Year	avg	gp-gs	ab	r	h	2b	3b	hr	rbi	tb	slg%	bb	hbp	so	gdp	ob%	sf	sh	sb-att	po	a	e	fld%
2019	.000	0-0	0	0	0	0	0	0	0	0	.000	0	0	0	0	.000	0	0	0-0	0	1	0	1.000


TV/RADIO ROSTER




1 JUDD WARD



2 JOSH HALL



3 BRAYTON BROWN



4 RANKIN WOLEY



5 KASON HOWELL



6 BOBBY PEIRCE



7 COLE FOSTER



8 BRYSON WARE



9 RYAN BLISS



10 TYLER MILLER



11 KADE SNELL



12 CARTER FREDERICK



13 BEN SCHORR




14 BROOKS FULLER



16 CAM HILL



17 RYAN DYAL



18 MASON BARNETT



19 BRODY MOORE



20 CODY GREENHILL



21 TRACE BRIGHT



22 GARRETT WADE




23 PEYTON GLAVINE



24 PEYTON SYBRANDT



25 JOHNNY CECCOLI



26 HAYDEN MULLINS



27 SEB THOMAS



28 NATE LARUE



29 CARSON SKIPPER



32 CARSON SWILLING



33 WILL MORRISON



34 JOHN SAMUEL SHENKER




36 JACK SOKOL



40 BLAKE BURKHALTER




41 STEVEN WILLIAMS



43 RICHARD FITTS



44 JACK OWEN



45 JOSEPH GONZALEZ



47 GARRETT FARQUHAR



30 BUTCH THOMPSON



35 KARL NONEMAKER



39 GABE GROSS



15 TIM HUDSON