



2023 AUBURN BASEBALL

AUBURN ATHLETICS COMMUNICATIONS: 392 SOUTH DONAHUE DRIVE || AUBURN, AL 36849 || AUBURNTIGERS.COM || @AUBURN_BASEBALL

2023 SCHEDULE

Day	Date	Opponent	Time/Result
FRI	FEB. 17	INDIANA	W, 8-4
SAT	FEB. 18	INDIANA	W, 6-1
SUN	FEB. 19	INDIANA	L, 2-11
Tue	Feb. 21	vs. North Alabama	W, 13-1 (7)
FRI	FEB. 24	USC	W, 5-3
SAT	FEB. 25	USC	W, 12-6
SUN	FEB. 26	USC	T, 12-12
WED	MAR. 1	FLORIDA A&M	W, 18-8 (7)
FRI	MAR. 3	LIPSCOMB	W, 7-3
SAT	MAR. 4	LIPSCOMB	W, 12-11
SUN	MAR. 5	LIPSCOMB	W, 4-3
TUE	MAR. 7	UAB	W, 4-1
Wed	Mar. 8	at Jacksonville State	W, 6-3
FRI	MAR. 10	SOUTHEASTERN	W, 7-1
SAT	MAR. 11	SOUTHEASTERN	L, 3-8
SAT	MAR. 11	SOUTHEASTERN	L, 7-8
TUE	MAR. 14	GEORGIA TECH	W, 12-11 (12)
Fri	Mar. 17	at #3 Arkansas*	L, 2-7
Sat	Mar. 18	at #3 Arkansas*	L, 3-9
Sun	Mar. 19	at #3 Arkansas*	L, 0-5
Tue	Mar. 21	vs. South Alabama	W, 6-5
THU	MAR. 23	GEORGIA*	W, 7-6 (11)
FRI	MAR. 24	GEORGIA*	W, 6-3
SAT	MAR. 25	GEORGIA*	L, 7-24
TUE	MAR. 28	NORTH ALABAMA	W, 14-1 (7)
Fri	Mar. 31	at #2 Florida*	W, 10-1
Sat	Apr. 1	at #2 Florida*	L, 5-12
Sun	Apr. 2	at #2 Florida*	L, 8-17
Tue	Apr. 4	at UAB	L, 5-6
THU	APR. 6	TEXAS A&M*	L, 5-9
FRI	APR. 7	TEXAS A&M*	W, 10-9
FRI	APR. 7	TEXAS A&M*	L, 6-12
Tue	Apr. 11	at Georgia Tech	6 p.m.
Fri	Apr. 14	at Alabama*	6 p.m.
Sat	Apr. 15	at Alabama*	6 p.m.
Sun	Apr. 16	at Alabama*	1 p.m.
TUE	APR. 18	SAMFORD	6 PM
FRI	APR. 21	MISSISSIPPI STATE*	6 PM
SAT	APR. 22	MISSISSIPPI STATE*	2 PM
SUN	APR. 23	MISSISSIPPI STATE*	1 PM
TUE	APR. 25	TROY	6 pm
Fri	Apr. 28	at South Carolina*	6 pm
Sat	Apr. 29	at South Carolina*	3 pm
Sun	Apr. 30	at South Carolina*	11 am
FRI	MAY 5	LSU*	6 PM
SAT	MAY 6	LSU*	8 PM
SUN	MAY 7	LSU*	1 PM
Tue	May 9	at Samford	6 pm
Thu	May 11	at Ole Miss*	7 pm
Fri	May 12	at Ole Miss*	6:30 pm
Sat	May 13	at Ole Miss*	2 pm
TUE	MAY 16	JACKSONVILLE STATE	6 PM
THU	MAY 18	MISSOURI*	6 PM
FRI	MAY 19	MISSOURI*	6 PM
SAT	MAY 20	MISSOURI*	2 PM

POSTSEASON

May 23-28	SEC Tournament	TBA
June 2-5	NCAA Regionals	TBA
June 9-12	NCAA Super Regionals	TBA
June 16-26	College World Series	TBA

Home games in **BOLD CAPS**

All home games at Plainsman Park | All times central

* SEC game

GAME 33

ATLANTA, GA. (Russ Chandler Stadium)



AUBURN TIGERS (19-12-1, 4-8 SEC)

Head Coach: Butch Thompson (Birmingham-Southern, 1992)

Career Record: 280-197-1 (9th season) | Record at Auburn: 241-176-1 (8th season)

at



GEORGIA TECH YELLOW JACKETS (19-13, 7-8 ACC)

Head Coach: Danny Hall (Miami (Ohio), 1977)

Career Record: 1,367-735-1 (36th season) | Record at GT: 1,159-618-1 (30th season)

» QUICK HITTERS

- Auburn is 7-1 in midweek games this season and has outscored the opponent 78-36.
- Last week's loss at UAB marked the team's first midweek loss since Mar. 29, 2022.
- The team is hitting .341 and has turned in a 4.35 ERA in midweek games.
- The Tigers have scored five or more runs in 12 straight games, marking the longest such streak since scoring five or more runs in 13 straight games to begin the 2010 season.
- Bryson Ware has reached base in 33 straight games dating back to his final appearance last year and is riding a career-best 16-game hitting streak.
- Cole Foster leads the team with a .478 average (11-for-23) in midweek games.
- Bobby Peirce has a hit in eight straight games and has scored 12 runs during the span.
- Cooper McMurray is hitting .333 (9-for-27) with four doubles, three homers and 13 RBI in 10 games since his return from an ankle injury.
- Auburn is 123-112-6 all-time in the series against Georgia Tech that dates back to 1897.
- The Tigers are 56-63-2 against the Yellow Jackets in Atlanta but have won three straight meetings at Russ Chandler Stadium dating back to the 2019 Atlanta Regional.

PITCHING MATCHUP

AUBURN

GEORGIA TECH

TUE | SO RHP Chase Allsup

(0-0, 6.50)

vs. SO RHP Logan McGuire

(1-0, 6.14)

GAME INFO

Date: Tuesday, Apr. 11, 2023
Game Time: 6 p.m. CT
Site: Atlanta, Ga. / Russ Chandler Stadium (3,194)
TV: ACC Network
Talent: John Schriffen (pxp), Chris Burke (color)
Radio: 93.9 FM | AuburnTigers.com
Talent: Andy Burcham, Paul Ellen
Live Stats: StatBroadcast.com
Twitter Updates: @AuburnBaseball
Postgame Recap: AuburnTigers.com
Series History: Auburn leads, 123-112-6
Auburn: Auburn leads, 66-46-2
Atlanta: Auburn trails, 56-63-2
Neutral: Series tied, 1-1-2
Last Meeting: Auburn 12, GT 11 [12] (3/14/23)
Streak: W2

AUBURN

19-12-1, 4-8 SEC

Team Leaders

Batting Average: SR IF **Bryson Ware** (.385)
Runs: SR IF **Bryson Ware** (35)
2B: FR IF/DH **Ike Irish** (16)
HR: SR IF **Bryson Ware** (14)
RBI: SR IF **Bryson Ware** (40)
Stolen Bases: GR OF **Justin Kirby** (6-6)

GEORGIA TECH

19-13, 7-8 ACC

Team Leaders

Batting Average: R-FR IF **Kristian Campbell** (.458)
Runs: JR OF **Jake DeLeo** (35)
2B: JR OF **Jake DeLeo** (14)
HR: R-SO IF **Jackson Finley** (11)
RBI: R-SO IF **Jackson Finley** (34)
Stolen Bases: SR IF/OF **Angelo Dispigna** (6-6)

POTENTIAL STARTING LINEUP

Pos.	#	Player	AVG	AB	R	H	2B	3B	HR	RBI	SB-SBA	BB
C	24	Nate LaRue	.136	66	7	9	1	0	0	4	3-4	8
1B	26	Cooper McMurray	.298	47	13	14	4	0	5	19	0-0	16
2B	1	Caden Green	.250	76	17	19	4	0	2	9	1-2	14
3B	8	Bryson Ware	.385	122	35	47	9	1	14	40	4-4	13
SS	7	Cole Foster	.355	110	31	39	8	0	3	23	1-3	22
LF	3	Chris Stanfield	.314	70	9	22	4	2	1	14	2-2	6
CF	5	Kason Howell	.262	122	25	32	15	0	3	14	3-3	13
RF	27	Bobby Peirce	.311	74	19	23	3	1	2	14	0-0	6
DH	18	Ike Irish	.377	130	26	49	16	1	3	32	1-1	16



AUBURN'S RECORD WHEN...

	2023	Under Thompson
Overall	19-12-1	241-176-1
SEC	4-8	83-108
Non-Conference	15-4-1	137-51-1
Postseason	0-0	21-17
Home	15-6-1	161-78-1
Away	2-6	54-75
Neutral	2-0	22-20
Current streak	L1	L1
Last 5 games	1-4	1-4
Last 10 games	4-6	4-6

Situational:

AU scores first	10-3	156-57
Opp. scores first	9-9-1	85-119-1
AU scores 4+ runs	19-7-1	220-80-1
AU scores 3 runs or less	0-5	21-96
AU leads after 7 innings	15-1	195-17
8 innings	13-0	215-14
AU trails after 7 innings	3-10	19-130
8 innings	1-11	8-140
Game tied after 7 innings	1-1-1	22-25-1
8 innings	2-1-1	8-16-1
Extra Innings	2-0	13-18
1-run games	6-2	52-46
2-run games	1-0	3-17
3-run games	3-0	27-23
Games decided by 5+ runs	7-9	107-59
vs. LH Starter	5-3	71-54
vs. RH Starter	14-9-1	171-121-1
More hits than opponent	14-0	177-29
Fewer hits than opponent	4-12	41-136
Hits are tied	1-0-1	21-12-1
AU has 10+ hits	13-2-1	147-64-1
Opp. has 10+ hits	5-9-1	58-110-1
Hit a home run	17-8-1	161-78-1
Opp. hits a home run	9-9-1	108-116-1
AU quality start	1-0	69-22
Opp. quality start	1-5	27-64
AU commits no errors	10-3	110-44
Opp. commits no error	8-7	70-89

By Day:

Sunday	1-3-1	36-33-1
Monday	0-0	3-2
Tuesday	5-1	50-19
Wednesday	2-0	20-7
Thursday	1-1	9-17
Friday	7-2	59-40
Saturday	3-5	60-55
Day Games (first pitch before 6 p.m.)	6-9-1	128-95-1
Night Games (first pitch after 6 p.m.)	13-3	113-81
Doubleheaders	1-3	27-19

By Month:

February	5-1-1	50-15-1
March	13-6	87-47
April	1-5	52-54
May	0-0	34-47
June	0-0	16-10

By Jersey:

White	3-0	60-33
Blue	8-3	51-36
Orange	1-0	50-35
Gray	1-4	29-42
Pinstripes	2-3-1	37-26-1
Cream Throwback	4-2	12-4

UNIVERSITY INFORMATION

Location	Auburn, Ala.
Enrollment	31,526
Founded	October 1, 1856
Nickname	Tigers
Colors	Burnt Orange and Navy Blue
President	Dr. Christopher B. Roberts
Athletics Director	John Cohen
Conference	Southeastern (SEC West)
Stadium / Capacity	Samford Stadium-Hitchcock Field at Plainsman Park / 4,096
Ticket Office Phone	855-282-2010

BASEBALL COACHING / SUPPORT STAFF

Head Coach	Butch Thompson (Birmingham-Southern, 1992)
Record at Auburn / Seasons	241-176-1 (.578) / 8th
Career Coaching Record / Seasons	280-197-1 (.587) / 9th
Assistant Coach	Karl Nonemaker (Vanderbilt, 2002)
Assistant Coach	Gabe Gross (Auburn, 2012)
Pitching Coach	Daron Schoenrock (Tennessee Tech, 1984)
Director of Player Development	Aaron Everett (UT Martin, 2012)
Director of Operations	Greg Drye (Southern Miss, 1998)
Athletic Trainer	Anthony Sandersen (South Dakota State, 2004)
Strength & Conditioning	Chris Joyner (Minnesota State - Mankato, 2001)

PROGRAM HISTORY

Modern Era Program Record (since 1949)	2,049-1,409-5 (.593)
College World Series Appearances / Last	6 / 2022
College World Series Record	4-12 (.250)
NCAA Regional Appearances / Last	23 / 2022
NCAA Regional Record	54-45 (.545)
NCAA Super Regional Appearances / Last	4 / 2022
NCAA Super Regional Record	5-6 (.455)
Last Postseason Opponent	Arkansas / 2022 College World Series
Result	Lost, 11-1

POSTSEASON HISTORY

College World Series Appearances: 6 (1967, 1976, 1994, 1997, 2019, 2022)

Super Regional Appearances: 4 (1999, 2018, 2019, 2022)

NCAA Regional Appearances: 23 (1963, 1967, 1976, 1978, 1987, 1989, 1993-95, 1997-2003, 2005, 2010, 2015, 2017, 2018, 2019, 2022)

NCAA Regional Titles: 8 (1967, 1976, 1994, 1997, 1999, 2018, 2019, 2022)

MEDIA RELATIONS

Baseball Contact: George Nunnelley, Asst. Director - Athletics Comm.

Cell: 502-609-9982

Email: gnnunnelley@auburn.edu

Twitter: @gnunnelley

Associate AD: Kirk Sampson

2023 AUBURN BASEBALL ROSTER

No.	Name	Pos.	Cl.	B/T	Ht.	Wt.	Exp.	Hometown (Previous School)
1	Caden Green	IF	Jr.	R/R	5-11	164	JC	Tulsa, Okla. (Seminole State)
2	Josh Hall	OF	Gr.	L/R	5-9	174	2L	Homewood, Ala. (Ole Miss)
3	Chris Stanfield	OF	Fr.	R/R	6-1	189	FR	Tallahassee, Fla. (Chiles)
4	Carter Wright	C	Jr.	R/R	6-0	195	JC	Blairsville, Ga. (Iowa Western)
5	Kason Howell	OF	5th	R/R	6-0	178	4L	Argyle, Texas (Liberty Christian)
6	Ryan Dyal	C	R-Jr.	L/R	5-10	197	2L	Senoia, Ga. (East Coweta)
7	Cole Foster	IF	Jr.	S/R	6-1	193	2L	Plano, Texas (Plano Senior)
8	Bryson Ware	IF/OF	Sr.	R/R	6-2	193	2L	Madison, Miss. (Pearl River)
9	Brody Moss	IF	So.	L/R	5-11	183	1L	Helena, Ala. (Helena)
10	Brody Wortham	IF	Gr.	R/R	6-1	187	TR	Wedowee, Ala. (West Georgia)
11	Gavin Miller	IF	Fr.	R/R	5-11	192	HS	Oakdale, Pa. (West Allegheny)
12	Drew Nelson	LHP/OF	Fr.	L/L	5-11	198	HS	Troy, Ala. (Pike Liberal Arts)
14	Justin Kirby	OF	Gr.	R/R	5-11	203	TR	Alpharetta, Ga. (Kent State)
16	Cam Hill	IF	Jr.	L/L	6-4	219	2L	Madison, Ala. (Bob Jones)
17	Trevor Horne	RHP	R-Fr.	L/R	6-3	203	RS	Phenix City, Ala. (Glenwood Academy)
18	Ike Irish	C	Fr.	L/R	6-2	202	HS	Hudsonville, Mich. (St. Mary's Prep)
20	Tommy Sheehan	LHP	Gr.	L/L	6-0	210	1L	Brielle, N.J. (Notre Dame)
21	Tommy Vail	LHP	Gr.	R/L	5-11	190	TR	Seattle, Wash. (Notre Dame/TCU)
22	Hayden Murphy	RHP/IF	Fr.	R/R	6-3	185	HS	Chula, Ga. (Tiftarea Academy)
23	Parker Carlson	RHP	So.	R/R	6-1	184	1L	Mobile, Ala. (Faith Academy)
24	Nate LaRue	C	Sr.	R/R	6-3	223	3L	Mobile, Ala. (McGill-Toolen)
25	Tanner Bauman	LHP	Jr.	L/L	6-4	208	JC	Jacksonville, Fla. (St. John's River State)
26	Cooper McMurray	IF	R-So.	L/L	6-3	258	TR	Tulsa, Okla. (Kansas)
27	Bobby Peirce	OF	R-Sr.	R/R	6-0	183	2L	Scottsdale, Ariz. (South Mountain)
28	Elliott Bray	RHP	Fr.	R/R	6-0	219	HS	Hartselle, Ala. (Hartselle)
29	Christian Herberholz	RHP	R-Jr.	R/R	5-11	197	JC	Scottsboro, Ala. (Southern Union)
31	Mike Bello	OF	So.	L/L	6-0	203	1L	Oak Ridge, N.J. (Pope John XXIII)
33	Will Cannon	RHP	So.	R/R	6-1	187	JC	Phenix City, Ala. (Northwest Florida State)
41	John Armstrong	RHP	So.	R/R	5-11	225	1L	Marietta, Ga. (Harrison)
43	Chase Isbell	RHP	Sr.	R/R	6-2	210	1L	Springville, Ala. (Samford)
44	Ryan Olson	RHP	Fr.	R/R	6-1	206	HS	Auburn, Ala. (Auburn)
45	Joseph Gonzalez	RHP	Jr.	R/R	6-4	233	2L	Humacao, P.R. (Leadership Christian Academy)
46	Chase Allsup	RHP	So.	R/R	6-1	238	1L	Dothan, Ala. (Dothan)
47	Cameron Keshock	RHP	Fr.	R/R	6-6	215	HS	Spanish Fort, Ala. (Spanish Fort)
51	Ty Mauldin	IF	Jr.	L/R	6-0	196	JC	Trussville, Ala. (Snead State)
54	Konner Copeland	LHP	Sr.	L/L	6-2	178	1L	Mobile, Ala. (Pensacola State)
77	Zach Crotchfelt	LHP	Fr.	L/L	6-2	210	HS	Jackson, N.J. (Jackson Memorial)

COACHES & STAFF

30	Butch Thompson	Head Coach
36	Karl Nonemaker	Assistant Coach
39	Gabe Gross	Assistant Coach
40	Daron Schoenrock	Pitching Coach
	Aaron Everett	Director of Player Development
	Greg Drye	Director of Operations
	Sara Elizabeth Jackson	Special Assistant to the Head Coach
	Chris Joyner	Strength & Conditioning
	Anthony Sandersen	Athletic Trainer
	Wyn Grantham	Athletic Trainer Intern

PRONUNCIATION GUIDE

Tanner BAUMAN BOW-man (of a boat)
 Ryan DYAL.....DIAL
 KASON Howell..... KAY-son
 Chase ISBELL.....IZ-bull
 Cameron KESHOCK..... KEY-shock
 Ty MAULDIN MALL-den
 Daron SCHOENROCK SHOW-in-rock
 Brody WORTHAM.....WORTH-um

30 BUTCH THOMPSON HEAD COACH

THE AUBURN SKIPPER

- Nine College World Series appearances / 18 postseason appearances
- 2013 National Runner-up (Mississippi State)
- 2001 National Champion (Birmingham-Southern)
- 2014 Baseball America/ABCA National Assistant Coach of the Year
- 2006 FCA Coach of the Year
- Coached 20 pitchers who went on to pitch in the Major Leagues
- Recruited and coached 38 pitchers who were drafted out of college that weren't drafted out of high school

Butch Thompson enters his eighth season at the helm of the program in 2023, posting a record of 222-164 in his first seven seasons. He has led the program to the College World Series in two of the last three postseasons.

Butch Thompson was named Auburn's head baseball coach on October 22, 2015 and enters his eighth season with the Tigers in 2023.

Thompson has returned the Tigers to prominence in seven seasons on The Plains as he has guided the team to a 222-164 overall record and has advanced to the NCAA Tournament four of the last five postseasons, including three Super Regional appearances in the last four years and two trips to the College World Series in the last three postseasons.

Thompson, who spent three seasons as an assistant coach and recruiting coordinator at Auburn from 2006-08, returned to The Plains after seven seasons at Mississippi State as both associate head coach and pitching coach.

A native of Amory, Miss., Thompson has coached 33 Division I All-Americans and 43 all-conference performers. He has seen 20 of his former pitchers called up to Major League Baseball, including 14 since 2014. Thompson has also turned 38 pitchers who went undrafted out of high school into MLB draft picks.

Along with his pitching pedigree, Thompson is also considered one of the top recruiters in the country. Since 2003, he has secured 15 recruiting classes that were ranked in the top 10 by either Baseball America or Perfect Game, including the program record No. 4 class in 2017 and No. 5 class in 2022. His classes signed from 2006-08 at Auburn each ranked in the top 18 nationally.

In 30 years of coaching at the collegiate level, including 21 in the Southeastern Conference, Thompson has coached nine College World Series participants, including leading the Tigers to the program's first trip to the College World Series in 22 years in 2019 and taking the team back for the second time in three seasons in 2022. Auburn is one of six programs to appear in two of the last three College World Series, and Thompson is one of five active SEC coaches who have taken their program to a pair of College World Series in a three-year span. Thompson has also coached one national champion and a national runner-up, won nine conference championships and made 18 postseason appearances.

Thompson was named the 2006 Fellowship of Christian Athletes SEC Coach of the Year while at Auburn and the 2014 Baseball America and American Baseball Coaches Association (ABCA) National Assistant Coach of the Year while at Mississippi State.

During his tenure with the Tigers, Thompson has led the team to three straight NCAA Tournament appearances from 2017-19 for the first time since 2001-03, including back-to-back super regionals in 2018 and 2019 for the first time in program history. Auburn has finished five of Thompson's seven seasons in the top 25, including three in the top 10. The No. 5 national ranking to finish 2022 was tied for the second highest mark in program history.

The 2022 season marked one of the most successful in recent program history as the Tigers went 43-22 overall and 16-13 in SEC play. The 43 wins were tied for the most since 1999, and the winning conference record marked the Tigers' third under Thompson after doing so just once from 2004-15.

Auburn went 37-18 in the regular season and lost back-to-back games on just three occasions before being selected as a regional host for the first time since 2010. The Tigers swept Southeastern, Florida State and UCLA in the regional, outscoring them 51-18 in the process, before becoming the first team to defeat Oregon State in a home super regional by taking down the Beavers in a dramatic winner-take-all game three. Auburn moved on to Omaha and defeated Stanford 6-2 to secure the program's first College World Series win since 1997.

In seven seasons at MSU, Thompson made four NCAA regional trips, two Super



Regionals, won the SEC Tournament and advanced to the College World Series finishing as NCAA runner-up in 2013. In three of his last four seasons in Starkville, the Bulldogs' staff ERA finished no higher than 3.06. Thompson's 2013 pitching staff was one of two nationally to finish in the top 15 in ERA, strikeouts per nine innings and hits allowed per nine innings.

In addition to his experience at Auburn and Mississippi State, Thompson also spent four seasons at Georgia from 2002-05, including a trip to the College World Series in 2004. While there, he guided the development of future Major Leaguers Josh Fields, Mitchell Boggs and Brooks Brown.

Thompson launched his coaching career as pitching coach and top assistant at Huntingdon College (Ala.) in 1993, before returning to his alma mater in Birmingham, where he helped lead the Panthers to back-to-back Southern States Conference Championships and in 1995 coached BSC to its first NAIA World Series berth.

Thompson left BSC briefly to serve as head coach at Jefferson State Community College in Birmingham in 1997. While at JSCC, he was honored as the Regional Tournament Coach of the Year, the ABCA Alabama Junior College Coach of the Year and the Southeast Region Coach of the Year after guiding JSCC to a 39-21 mark, the AJCAA Region 22 State Championship and a third-place finish in the NJCAA Division II World Series.

He returned to Birmingham-Southern as top assistant the following season, beginning a four-year run during the most successful span in BSC baseball history. The Panthers won 196 games and four TranSouth Conference Championships and made three-consecutive appearances in the NAIA World Series. BSC's 2001 team posted a school-best 55-11 mark and captured the NAIA National Championship.

In 2002, Thompson joined the SEC baseball coaching fraternity as a pitching coach and recruiting coordinator at Georgia and has been a part of the league for the past 17 seasons.

Thompson currently serves as the large-school representative for the Alabama Baseball Coaches Association and is an All-American committee member representing the South region for the ABCA.

Thompson prepped at Amory (Miss.) High School and later starred as a pitcher at Itawamba (Miss.) Community College from 1989-90. He is a member of both the ICC Athletic Hall of Fame (Class of 2014) and MACCC Hall of Fame (Class of 2021).

Thompson earned a Bachelor's Degree in History at BSC in 1992 and completed a Master's Degree in Sports Administration at UAB in 1996. He is married to the former Robin Ashe of Birmingham, Ala., and they are the parents of three daughters --- Anna, Olivia and Madelyn Gail.

NATIONAL POLLS

NEWS & NOTES

BASEBALL AMERICA

Apr. 10

1. LSU*
2. Florida*
3. Wake Forest
4. Vanderbilt
5. South Carolina*
6. Arkansas*
7. Stanford
8. Virginia
9. East Carolina
10. Louisville
11. Campbell
12. Kentucky
13. North Carolina
14. Oklahoma State
15. Texas
16. Boston College
17. Tennessee
18. Coastal Carolina
19. Texas Tech
20. Miami
21. Southern Cal*
22. Arizona State
23. TCU
24. FGCU
25. UConn

D1 BASEBALL

Apr. 10

1. LSU*
2. Wake Forest
3. Florida*
4. Vanderbilt
5. Arkansas*
6. South Carolina*
7. Virginia
8. Stanford
9. East Carolina
10. Louisville
11. Boston College
12. Kentucky
13. North Carolina
14. Campbell
15. FGCU
16. Tennessee
17. Coastal Carolina
18. Oklahoma State
19. Texas
20. UConn
21. Texas Tech
22. UCLA
23. Southern Cal*
24. Arizona State
25. TCU

USA TODAY

Apr. 10

1. LSU*
2. Wake Forest
3. Florida*
4. Vanderbilt
5. South Carolina*
6. Arkansas*
7. Virginia
8. Stanford
9. Louisville
10. East Carolina
11. Kentucky
12. Tennessee
13. North Carolina
14. Boston College
15. Campbell
16. Oklahoma State
17. FGCU
18. Texas
19. UCLA
20. UConn
21. Coastal Carolina
22. Texas Tech
23. Arizona State
24. Southern Cal*
25. Miami

NCBWA

Apr. 3

1. LSU*
2. Wake Forest
3. Florida*
4. Vanderbilt
5. Arkansas*
6. South Carolina*
7. Virginia
8. Stanford
9. Tennessee
10. Boston College
11. Kentucky
12. East Carolina
13. Campbell
14. Louisville
15. Oklahoma State
16. North Carolina
17. FGCU
18. Miami
19. Texas Tech
20. Coastal Carolina
21. UConn
22. West Virginia
23. UCLA
24. Texas
25. UC Santa Barbara

PERFECT GAME

Apr. 10

1. LSU*
2. Florida*
3. Wake Forest
4. Vanderbilt
5. South Carolina*
6. Arkansas*
7. Virginia
8. Stanford
9. East Carolina
10. Louisville
11. North Carolina
12. Tennessee
13. Kentucky
14. UCLA
15. Boston College
16. Campbell
17. Texas Tech
18. FGCU
19. Oklahoma State
20. Coastal Carolina
21. Dallas Baptist
22. UConn
23. Southern Cal*
24. Indiana*
25. Texas

COLLEGIATE BASEBALL

Apr. 10

1. LSU*
2. Vanderbilt
3. South Carolina*
4. Wake Forest
5. Virginia
6. Florida*
7. Arkansas*
8. Louisville
9. Stanford
10. Arizona State
11. Kentucky
12. Texas
13. Cal State Fullerton
14. North Carolina
15. East Carolina
16. UC Santa Barbara
17. TCU
18. Oklahoma State
19. Campbell
20. Tennessee
21. Miami
22. Oregon
23. Texas Tech
24. Southern Cal*
25. FGCU

AUBURN IN THE POLLS

BA D1 CB NC PG USA

- Pre. 22 NR NR NR 17 NR
 2/20 23 NR NR NR 17 --
 2/27 23 NR NR NR 13 NR
 3/6 20 NR 20 NR 11 25
 3/13 NR NR 24 NR 18 NR
 3/20 NR NR NR NR NR NR

BA D1 CB NC PG USA

- 3/27 NR NR NR NR NR NR
 4/3 NR NR NR NR NR NR
 4/10 NR NR NR -- NR NR

SCOUTING THE YELLOW JACKETS

- Georgia Tech enters the week with a 19-13 overall record and are off to a 7-8 start in ACC play.
- The Yellow Jackets won 13 of the first 15 games of the season but have dropped 11 of the last 17.
- Georgia Tech ranks 11th in the country with a .319 team batting average. The team ranks second in the country in doubles (84) and third in hits (373). Junior outfielder Jake DeLeo leads the way with a .403 average and 56 hits.
- On the mound, the Yellow Jackets have turned in a 6.65 staff ERA with 324 strikeouts in 291.0 innings.

HONORING AN AUBURN, SEC AND MLB LEGEND

- Auburn unveiled a statue of Frank Thomas outside of Plainsman Park on Saturday, Apr. 8.
- Following a three-year career at Auburn when he hit .382 with 49 home runs and 205 RBI, Thomas was selected by the Chicago White Sox with the seventh overall pick in the 1989 MLB Draft and went on to enjoy a 19-year MLB career with the White Sox, Athletics and Blue Jays.
- Thomas is the only player in MLB history with seven straight seasons of 20 or more home runs, 100+ RBI, 100+ walks and a .300+ average.
- He was elected into the National Baseball Hall of Fame in his first year of eligibility in 2014 and remains the only SEC baseball players in the Hall of Fame.

WON A WILD ONE

- Auburn came back from a seven-run deficit to defeat Georgia Tech 12-11 in 12 innings on Mar. 14.
- The seven-run comeback marked the team's largest comeback win since Feb. 22, 2017 vs. Florida A&M.
- The teams combined for 23 runs on 42 hits in a game that lasted 4 hours and 33 minutes.

COMEBACK KIDS

- After winning 22 games in which they trailed last year, the Tigers have notched 10 comeback wins this season.
- Four of the team's last seven wins dating back to the Georgia Tech game have been of the comeback variety.
- Thirty-two of the Tigers' 62 wins since the start of last season are comebacks.

THREE KEYS TO THE GAME

- Auburn's points of emphasis this season are producing the biggest inning, fewest freebies and most baserunners.
- The team that has produced the biggest inning is 25-2 (.926). Five games have had an equal biggest inning with one ending in a tie and three in one-run wins, including two in extra innings.
- The team that has produced the most baserunners in a game is 25-6-1 (.797).
- The team that has issued the fewest freebies is 19-8-1 (.696). Four games have been tied on freebies.

FRESH FACES

- Twenty of Auburn's 37 players on the roster are new to the program this season.
- Auburn has started at least four new players in 27 straight games and in 30 of 32 contests this season.

THE LAST TIME...

BATTING SUPERLATIVES

5 hits in a game	Brody Moore vs. Florida State [5-for-5] (6/4/22)
6 hits in a game	Tyler Johnstone vs. Elon [6-for-7, 2B, 3B] (2/25/05)
Reached base 6 times	Kason Howell vs. Florida State [4-5, 2 BB] (6/4/22)
Reached base 7 times	Brody Moore vs. Florida State [5-5, 2BB] (6/4/22)
4 runs in a game	Brody Moore vs. Florida State (6/4/22)
5 runs in a game	Sonny DiChiara vs. Florida State (6/4/22)
6 runs in a game	Bryson Ware vs. Alabama A&M (2/24/21)
10-game hitting streak	Bryson Ware, 16 games (current)
15-game hitting streak	Bryson Ware, 16 games (current)
20-game hitting streak	A. Grier, 22 games, (5/31/15-3/22/16)
25-game hitting streak	Justin Fradejas, 27 games (3/23-5/7/10)
30-game hitting streak	Casey Dunn, 31 games (2/22 [G1]-4/15/97)
3 doubles in a game	Kason Howell vs. Lipscomb (3/3/22)
4 doubles in a game	Ken Dempsey vs. Georgia (1971)
2 triples in a game	Jay Gonzalez vs. Alabama State (2/28/12)
3 triples in a game	never
2 home runs in one game	Cooper McMurray vs. Texas A&M (4/7/23)
3 home runs in one game	Cole Foster vs. Southeastern (6/3/22)
7 RBI in a game	Justin Kirby vs. USC (2/26/23)
8 RBI in a game	Justin Bryant at Georgia (3/19/10)
9 RBI in a game	Cole Foster vs. Southeastern (6/3/22)
10 RBI in a game	Bob Berry vs. Huntington (4/15/82)
Grand slam home run	Justin Kirby vs. USC (2/26/23)
Inside-the-park home run	Kason Howell vs. Southeastern (3/11/23)
HR to begin game	Ryan Bliss vs. #11 Ole Miss (5/25/21)
Two HR in one inning	Cole Foster vs. Southeastern [1st] (6/3/22)
HR in consecutive at-bats	Bryson Ware at #3 Arkansas (3/18/23)
HR in three consecutive at-bats	Edouard Julien (2/20-22/19)
HR in consecutive games	Bryson Ware/lke Irish (3/28-31/23)
HR in three consecutive games	Bryson Ware (3/25-31/23)
HR in three consecutive SEC games	Trent Mummy (4/17-23/10)
HR in four consecutive games	Bryson Ware (3/3-7/23)
HR in four consecutive SEC games	Mike Bianucci (5/2-9/08)
HR in five consecutive games	Tim Lemons (4/6-10/85)
Walk-off HR	Kason Howell vs. Yale (G1 - 2/26/22)
Pinch-hit HR	Cam Hill vs. Kentucky (3/26/21)
Pinch-hit grand slam	Edouard Julien vs. BYU (G1 - 3/3/18)
HR in first at-bat of season	Steven Williams vs. Longwood (2/17/18)
HR in both games of DH	Dylan Ingram at #7 Mississippi St. (4/29/17)
Hit for the cycle	Judd Ward [3B, 1B, HR, 2B] vs. Illinois-Chicago (G1 - 2/15/20)
Hit from both sides of plate	Cole Foster [1st inn.]
in same inning	vs. Southeastern (6/3/22)
Two hits in same inning	Cole Foster [HR, HR] vs. Southeastern [1st] (6/3/22)
Stole home	Josh Hall vs. Kansas State (2/20/22)
Stole two bases in a game	Kason Howell vs. Texas A&M (4/6/23)
Stole three bases in a game	Anfernee Grier vs. Southern (2/26/16)
Hit by a pitch 2 times in a game	Bryson Ware at #2 Florida (4/2/23)
Hit by a pitch 3+ times in a game	Dan Glevenyak at Alabama (4) (4/11/14)
Scored 20 or more runs	21 vs. Florida State (6/4/22)
Scored 25 or more runs	25 vs. Longwood (2/17/18)
Scored 30 or more runs	33 vs. Alabama A&M (2/24/21)
Scored 5 runs in an Inning	5, vs. Texas A&M (1st) (4/6/23)
Scored 6 runs in an Inning	6, at #2 Florida (2nd) (3/31/23)
Scored 7 runs in an Inning	7, vs. Lipscomb (1st) (3/4/23)
Scored 8 runs in an Inning	8, at UAB (5th) (3/19/19)
Scored 9 runs in an Inning	9, vs. Rhode Island (1st) (G1 - 3/5/22)
Scored 10+ runs in an Inning	11, vs. Florida A&M (1st) (3/1/23)
Recorded 10+ hits in an Inning	11, vs. Furman (5th) (2/12/00)
Scored in every inning	vs. Coppin State (3/18/14)
Recorded 15-19 hits	17, vs. Lipscomb (3/4/23)
Recorded 20 or more hits	20, vs. Georgia Tech (3/14/23)
Hit 3 or more home runs in an inning	3, vs. Florida A&M [1st] (3/1/23)
Hit 3 or more home runs in a game	3, at #2 Florida (4/2/23)
Hit 5 or more home runs in a game	7, vs. Southeastern (6/3/22)
Hit 7 or more home runs in a game	7, vs. Southeastern (6/3/22)
Hit back-to-back home runs	C. Foster & S. DiChiara vs. Southeastern (1st) (6/3/22)
Hit back-to-back-to-back home runs	R. Bliss, T. Miller & R. Woley vs. Texas A&M (1st) (5/15/21)
Had 5 doubles	5, vs. Lipscomb (3/3/23)
Had 6 doubles	6, vs. Jacksonville State (4/21/21)
Had 7 doubles	7, vs. Chicago State (3/8/20)
Had 8 doubles	8, vs. Lipscomb (3/4/23)
Had 9+ doubles	11, vs. Alabama A&M (2/24/21)
Stole 5 bases in a game	5, vs. Bethune-Cookman (5/6/14)
Stole 6 bases in a game	6, vs. #21 Tennessee (3/17/19)
Stole 7 bases in a game	7, vs. Presbyterian (5/8/12)
Stole 8 bases in a game	8, vs. Alcorn State (2/22/12)
Walked 10+ times	11, vs. North Alabama (3/28/23)
Did not strike out in a game	vs. Belmont (3/11/12)

PITCHING SUPERLATIVES

INDIVIDUAL	
Nine-inning no-hitter	Casey Mize vs. Northeastern (3/9/18)
Nine-inning no-hitter (combined)	Mike Mueller [2.0], Lee Carter [1.0]
	Brandon Channell [1.0], Reid Price [1.0], Andrew Skinner [1.0], Arnold Hughey [1.0], Ken Clayton [1.0], Cory Duedeit [0.2], Sean Jones [0.1] vs. UAB (3/19/02)
Seven-inning no-hitter	Jason Johnson vs. LaGrange College (4/30/91)
Nine-inning perfect game	Eric Brandon vs. Murray State (3/2/02)
Seven-inning perfect game	Jason Johnson vs. LaGrange College (4/30/91)
Nine-inning one-hitter (individual)	Keegan Thompson vs. Presbyterian (3/1/14)
Nine-inning one-hitter (combined)	Tanner Burns [7.0], Cody Greenhill [2.0] vs. Chicago State (3/6/20)
Five-inning one-hitter	Kevin Davis [3.2], Jacob Milliman [1.1], vs. Radford (2/22/15)
Nine-inning two-hitter	Tanner Burns [9.0] vs. Cincinnati (3/1/19)
Complete game	Drew Nelson vs. North Alabama [7] (3/28/23)
Complete game shutout	Jack Owen vs. UTSA (3/9/19)
Consecutive complete games	K. Thompson vs. Arkansas & LSU (4/4 & 4/11/15)
Struck out 10 batters	10 by Mason Barnett vs. UCLA (6/5/22)
Struck out 11 batters	11 by Jordan Armstrong vs. Yale (2/25/22)
Struck out 12 batters	12 by Casey Mize at Kentucky (3/23/18)
Struck out 13 batters	13 by Casey Mize vs. Texas A&M (3/16/18)
Struck out 15 batters	15 by Tanner Burns vs. Cincinnati (3/1/19)
TEAM	
Struck out 15+ batters	16, Bright [8], Sheehan [3], Burkhalter [5] vs. Stanford (6/20/22)
Struck out 20+ batters	20, Fuller [4], Watson [4], Anderson [3], Greenhill [4], Skipper [3], Wade [2] vs. #9 Arkansas (4/5/19)
Struck out 15 batters consecutive games	vs. Ga State, at Missouri (4/5-7/16)
Shut out an opponent	2-0 vs. South Carolina (4/24/22)
Consecutive shutouts	16-0 / 12-0 [7] vs. Rhode Island (3/5/22)
Three straight shutouts	2-0 vs. UTSA / 5-0 vs. UTSA (3/6-9/19)
Shut out an SEC opponent	2-0 vs. South Carolina (4/24/22)
Shut out an SEC opponent on the road	3-0 at Missouri (5/21/21)
Consecutive SEC shutouts	5-0 and 4-0 at Miss. State (3/27-28/15)
Consecutive SEC shutouts on the road	5-0 and 4-0 at Miss. State (3/27-28/15)
Was shut out	5-0 at #3 Arkansas (3/19/23)
Was held to one hit	vs. #24 Missouri (4/1/18)
Was no hit	vs. #13 Arkansas (5/25/17)
FIELDING SUPERLATIVES	
2 errors in a game	Jake Wyandt vs. #1 Ole Miss (3/17/22)
3 errors in a game	Luke Jarvis vs. Presbyterian (3/11/17)
4 errors in a game	Brett Burnham at Alabama (4/5/00)
3 double plays turned in a game	vs. Texas A&M (4/7/23)
4 double plays turned in a game	at #1 Arkansas (4/3/21)
5 double plays turned in a game	never
Triple play (Auburn)	vs. Memphis (5/22/78)
Triple play (Opponent)	at Florida [4th] (3/15/08)
Threw a runner out at HP to end game	Bryson Ware at Mississippi State (4/17/22)
MISC. SUPERLATIVES	
Won 10 or more consecutive games	15 (2/24-3/22/19)
Won 15 or more consecutive games	15 (2/24-3/22/19)
Won 8 or more consecutive SEC games	9 (4/1-21/95)
Lost 5 or more consecutive games	5 (4/2-11/21)
Home winning streak	21 (1964-66)
Road winning streak	14 (1967/1995)
Season-opening winning streak	17 (2/7-3/5/97)
Extra-innings victory	7-6, vs. Georgia [11 inn] (3/23/23)
Extra-innings loss	4-5, at Texas A&M [11 inn] (3/26/22)
Swept a 3-game series	vs. Lipscomb (3/3-5/23)
Swept a road series	at Alabama (4/20-21/18)
Swept a road SEC series	at Alabama (4/20-21/18)
Swept a SEC series	vs. South Carolina (4/22-24/22)
Swept a 4-game series	Rhode Island (3/4-6/22)
Swept a doubleheader	Rhode Island (3/5/22)
Allowed 3 runs or fewer in a three-game series	2, vs. Chicago State (3/6-8/20)
Allowed 3 runs or fewer in a four-game series	3, vs. Rhode Island (3/4-6/22)
Allowed 3 runs or fewer in a SEC series	3, vs. Miss. State (3/27-29/15)
Allowed 4 runs or fewer in a series	3, vs. UTSA (3/8-9/19)
Allowed 4 runs or fewer in a SEC series	4, vs. Georgia (4/23-25/15)
Allowed 3 runs or fewer in a road series	3, vs. Miss. State (3/27-29/15)
Allowed 3 runs or fewer in a SEC road series	3, vs. Miss. State (3/27-29/15)
Overcome a deficit of 7+ runs	7 runs, [0-7, 12-11 (12)] vs. Georgia Tech (3/14/23)
Won a 1-0 game	vs. Mercer (5/30/15) [NCAA Regional]
Lost a 1-0 game	vs. Ohio State (2/15/14)
Walk-off win	vs. Georgia [11 inn.] (3/23/23)
Walk-off loss	at UAB [9 inn.] (4/4/23)

HITTER PROFILES

31 • MIKE BELLO OF

6-0 • 203 • 50 • Oak Ridge, NJ • Pope John XXIII

CAREER STATISTICS										
YEAR	AVG	GP-GS	AB	R	H	2B	3B	HR	RBI	SB-A
2022	.253	43-27	99	18	25	4	0	1	12	1-1
2023	.167	14-5	30	4	5	0	0	0	3	0-0
TOTAL	.233	57-32	129	22	30	4	0	1	15	1-1

SEASON HIGHS					CAREER HIGHS						
AB:	4, three times	R:	2, vs. USC (2/26)	H:	2, vs. GT (3/14)	2B:	--	HR:	--	RBI:	1, three times

6 • RYAN DYAL C

5-10 • 197 • R-JR • Senoia, GA • East Coweta

CAREER STATISTICS										
YEAR	AVG	GP-GS	AB	R	H	2B	3B	HR	RBI	SB-A
2021	.200	31-22	70	18	14	2	0	3	7	1-1
2022	.217	32-27	92	23	20	4	0	4	26	0-0
2023	.240	11-7	25	4	6	0	0	0	3	0-0
TOTAL	.214	74-56	187	45	40	6	0	7	36	1-1

SEASON HIGHS					CAREER HIGHS						
AB:	5, vs. Southeastern (3/10)	R:	2, vs. FAMU (3/1)	H:	1, six times	2B:	--	HR:	--	RBI:	1, three times

7 • COLE FOSTER IF

6-1 • 193 • JR • Plano, TX • Plano Senior

- Hitting .431 vs. non-conference competition
- Leads the team with a .358 average since Mar. 8
- Became the first Auburn player with four hits in back-to-back games since Hunter Morris in 2010 last week
- Went on a career-best 11-game hitting streak from 2/24-3/17, hitting .523 (23-for-44) with 16 RBI during the span

CAREER STATISTICS										
YEAR	AVG	GP-GS	AB	R	H	2B	3B	HR	RBI	SB-A
2021	.292	15-4	24	5	7	3	0	0	1	0-0
2022	.272	52-51	169	40	46	11	0	9	47	2-4
2023	.355	29-29	110	31	39	8	0	3	23	1-3
TOTAL	.301	97-85	306	76	92	22	0	12	71	3-7

SEASON HIGHS					CAREER HIGHS						
AB:	5, eight times	R:	3, four times	H:	4, two times	2B:	1, eight times	HR:	1, three times	RBI:	4, vs. Southeastern (3/10)

1 • CADEN GREEN IF

5-11 • 164 • JR • Tulsa, OK • Seminole State

- Reached base in all four PAs at UAB (4/4) - 2B, 2 BB, HBP
- Ranks 4th on the team w/ a .250 AVG in 10 SEC starts

CAREER STATISTICS										
YEAR	AVG	GP-GS	AB	R	H	2B	3B	HR	RBI	SB-A
2021*	.448	39-7	125	38	56	16	2	9	44	8-11
2022*	.425	48-7	181	66	77	22	2	13	49	12-16
2023	.250	27-24	76	17	19	4	0	2	9	1-2
TOTAL	.398	114-24	382	121	152	42	4	24	102	21-29

SEASON HIGHS					CAREER HIGHS						
AB:	6, vs. GT (3/14)	R:	2, three times	H:	2, four times	2B:	1, four times	HR:	1, two times	RBI:	2, at Florida (4/2)

2 • JOSH HALL OF

5-9 • 174 • GR • Homewood, AL • Ole Miss

CAREER STATISTICS										
YEAR	AVG	GP-GS	AB	R	H	2B	3B	HR	RBI	SB-A
2019*	.171	54-9	35	12	6	0	1	1	7	10-11
2021	.326	20-10	43	10	14	2	2	0	9	5-6
2022	.269	18-6	26	5	7	1	0	0	2	1-1
2023	.267	17-3	15	4	4	0	0	0	4	1-1
AU	.298	56-19	84	19	25	3	2	0	15	7-8
TOTAL	.260	110-28	119	31	31	3	3	1	22	17-19

SEASON HIGHS					CAREER HIGHS						
AB:	5, vs. GT (3/14)	R:	2, vs. FAMU (3/1)	H:	3, vs. GT (3/14)	2B:	--	HR:	--	RBI:	2, two times

16 • CAM HILL IF

6-4 • 219 • JR • Madison, AL • Bob Jones

CAREER STATISTICS										
YEAR	AVG	GP-GS	AB	R	H	2B	3B	HR	RBI	SB-A
2021	.270	35-30	111	19	30	6	1	5	22	0-0
2022	.278	39-26	108	16	30	7	0	1	19	0-1
2023	.250	7-4	12	1	3	0	0	0	2	0-0
TOTAL	.273	81-60	231	36	63	13	1	6	43	0-1

SEASON HIGHS					CAREER HIGHS						
AB:	3, vs. UNA (2/21)	R:	1, vs. UNA (2/21)	H:	1, three times	2B:	--	HR:	--	RBI:	2, vs. UNA (2/21)

5 • KASON HOWELL OF

6-0 • 178 • 5th • Argyle, TX • Liberty Christian

- Led the team with a .364 AVG and 3 2B vs. Texas A&M
- Is the NCAA active leader in career doubles (63) and ranks third in AU history in the category
- Became the first Auburn player since 2016 to reach 200 career hits with his first-inning double vs. Lipscomb (3/3)
- Has started 220 career games, including 144 of the last 145 dating back to 2021

CAREER STATISTICS										
YEAR	AVG	GP-GS	AB	R	H	2B	3B	HR	RBI	SB-A
2019	.262	63-63	225	31	59	10	0	0	28	14-16
2020	.359	11-10	39	8	14	7	0	0	6	0-0
2021	.260	52-51	177	29	46	12	0	8	30	8-13
2022	.287	65-65	251	50	72	19	2	2	35	11-13
2023	.262	31-31	122	25	32	15	0	3	14	3-3
TOTAL	.274	222-220	814	143	223	63	2	13	113	36-45

SEASON HIGHS					CAREER HIGHS						
AB:	7, vs. GT (3/14)	R:	3, two times	H:	3, two times	2B:	3, vs. Lipscomb (3/3)	HR:	1, three times	RBI:	4, vs. South Alabama (3/21)

18 • IKE IRISH DH/C

6-2 • 202 • FR • Hudsonville, MI • St. Mary's Prep

- Leads the team with 18 multi-hit games
- Leads the team with a .452 AVG in non-conference play
- Leads the SEC and is 2nd in the NCAA in doubles (16)
- Is 4th among freshmen nationally with 49 hits

CAREER STATISTICS										
YEAR	AVG	GP-GS	AB	R	H	2B	3B	HR	RBI	SB-A
2023	.377	32-32	130	26	49	16	1	3	32	1-1

SEASON HIGHS					CAREER HIGHS						
AB:	6, vs. GT (3/14)	R:	3, two times	H:	4, two times	2B:	2, two times	HR:	1, three times	RBI:	5, vs. North Alabama (3/28)

14 • JUSTIN KIRBY OF

5-11 • 203 • GR • Alpharetta, GA • Kent State

- Has reached base in 18 straight games
- His six homers in the first eight games were the most by an Auburn player since at least 1993

CAREER STATISTICS										
YEAR	AVG	GP-GS	AB	R	H	2B	3B	HR	RBI	SB-A
2019*	.313	42/37	147	42	46	14	2	9	30	9-11
2020*	.189	12/12	37	3	7	3	0	0	2	0-0
2021*	.301	48/43	146	31	44	8	1	5	25	10-10
2022*	.323	53/51	198	44	64	17	1	15	45	14-20
2023	.268	30-30	112	24	30	8	1	8	26	6-6
TOTAL	.297	185-173	640	144	190	50	5	37	128	39-47

SEASON HIGHS					CAREER HIGHS						
AB:	6, three times	R:	3, two times	H:	4, vs. GT (3/14)	2B:	1, eight times	HR:	2, vs. USC (2/26)	RBI:	7, vs. USC (2/26)

24 • NATE LARUE C

6-3 • 223 • SR • Mobile, AL • McGill-Toolen

CAREER STATISTICS										
YEAR	AVG	GP-GS	AB	R	H	2B	3B	HR	RBI	SB-A
2020	.294	8-3	17	6	5	1	0	0	2	0-0
2021	.219	16-10	32	8	7	2	0	2	5	0-0
2022	.211	52-42	152	19	32	8	0	6	34	2-2
2023	.136	23-21	66	7	9	1	0	0	4	3-4
TOTAL	.199	99-76	267	40	53	12	0	8	45	5-6

SEASON HIGHS					CAREER HIGHS						
AB:	5, at Florida (3/31)	R:	1, six times	H:	1, eight times	2B:	1, at Florida (4/1)	HR:	--	RBI:	1, three times

26 • COOPER McMURRAY IF

6-3 • 258 • R-SO • Tulsa, OK • Kansas

- Homered twice and drove in a season-high four runs in the middle game vs. Texas A&M (4/7)
- Is hitting .333 (9-for-27) with 4 2B, 3 HR and 13 RBI in 10 games since returning from his ankle injury

CAREER STATISTICS										
YEAR	AVG	GP-GS	AB	R	H	2B	3B	HR	RBI	SB-A
2022*	.248	42-33	113	16	28	6	0	9	19	0-0
2023	.298	17-15	47	13	14	4	0	5	19	0-0
TOTAL	.263	59-48	160</							

3 • CHRIS STANFIELD OF

6-1 • 189 • FR • Tallahassee, FL • Chiles
 • Started the final two games vs. Texas AGM (4/7) and went 3-for-9 with a 2B and 3 RBI

CAREER STATISTICS

YEAR	AVG	GP-GS	AB	R	H	2B	3B	HR	RBI	SB-A
2023	.314	25-18	70	9	22	4	2	1	14	2-2

SEASON HIGHS
AB: 5, two times
R: 2, two times
H: 2, six times
2B: 1, four times
HR: 1, vs. Southeastern (3/11)
RBI: 2, five times

CAREER HIGHS
 5, two times
 2, two times
 2, six times
 1, four times
 1, vs. Southeastern (3/11/23)
 2, five times

8 • BRYSON WARE IF

6-2 • 211 • SR • Madison, MS • Pearl River
 • Has reached base in all 32 games this season and has a hit in 30 of 32 games, including 16 straight
 • Hitting .347 with 6 HR and 17 RBI in SEC play
 • Named to Golden Spikes Award Midseason Watch List
 • Ranks top 10 in NCAA in homers (14) and total bases (100) and top 10 in SEC in hits (47) and slugging (.820)

CAREER STATISTICS

YEAR	AVG	GP-GS	AB	R	H	2B	3B	HR	RBI	SB-A
2020*	.321	16-/	53	14	17	3	3	5	17	4-5
2021	.254	43-37	138	36	35	6	1	6	26	4-5
2022	.234	49-23	94	23	22	8	2	1	21	4-4
2023	.385	32-32	122	35	47	9	1	14	40	4-4
AU	.294	124-92	354	94	104	23	4	21	87	12-13
TOTAL	.297	140-92	407	108	121	26	7	26	104	16-18

SEASON HIGHS
AB: 7, vs. GT (3/14)
R: 3, two times
H: 3, four times
2B: 2, two times
HR: 2, at Arkansas (3/18)
RBI: 3, seven times

CAREER HIGHS
 7, vs. GT (3/14/23)
 6, vs. AAMU (2/24/21)
 3, 10 times
 2, three times
 2, at Arkansas (3/18/23)
 6, two times

10 • BRODY WORTHAM IF

6-1 • 187 • GR • Wedowee, AL • West Georgia
 • Came thru with a pinch-hit walkoff single in the 12th inning of the comeback win vs. GT (3/14)

CAREER STATISTICS

YEAR	AVG	GP-GS	AB	R	H	2B	3B	HR	RBI	SB-A
2019*	.317	30-20	82	19	26	5	0	1	14	2-3
2020*	.324	20-20	71	16	23	7	0	1	10	4-4
2021*	.411	41-41	163	37	67	13	1	4	26	10-12
2022*	.372	45-44	183	47	68	9	2	9	32	9-10
2023	.118	12-2	17	4	2	0	0	0	2	0-0
TOTAL	.360	148-127	516	123	186	34	3	15	84	25-29

SEASON HIGHS
AB: 4, vs. South Alabama (3/21)
R: 2, vs. South Alabama (3/21)
H: 1, two times
2B: --
HR: --
RBI: 1, two times

CAREER HIGHS
 6, four times
 3, six times
 5, at Mississippi College (4/2/21)
 2, three times
 2, vs. North Georgia (3/30/22)
 5, vs. West Alabama (3/26/22)

4 • CARTER WRIGHT C

6-0 • 195 • JR • Blairsville, GA • Iowa Western
 • Is hitting .304 with 6 RBI since Mar. 21
 • Went 1-for-3 with 2 RBI in the middle game vs. TAMU
 • Drew a bases-loaded walk in the bottom of the 11th inning in the series opener vs. UGA (3/23)

CAREER STATISTICS

YEAR	AVG	GP-GS	AB	R	H	2B	3B	HR	RBI	SB-A
2021*	.353	43-/	119	34	42	8	0	0	27	0-0
2022*	.371	39-/	124	29	46	9	1	1	43	4-4
2023	.174	14-5	23	2	4	0	0	0	6	0-0
TOTAL	.346	94-5	266	65	92	17	1	1	76	4-4

SEASON HIGHS
AB: 4, vs. South Alabama (3/21)
R: 1, two times
H: 2, vs. South Alabama (3/21)
2B: --
HR: --
RBI: 2, two times

CAREER HIGHS
 5, seven times
 3, six times
 3, five times
 2, two times
 1, at Southwestern (4/6/22)
 5, at Southwestern (4/6/22)

PITCHER PROFILES

46 • CHASE ALLSUP RHP

6-1 • 238 • SO • Dothan, AL • Dothan
 • Will make his first start since Feb. 24 Tuesday at GT
 • Has posted a 4.76 ERA in two starts this season

CAREER STATISTICS

YEAR	ERA	W-L	G/S	IP	H	R	ER	BB	K	BAA
2022	3.38	1-0	23/0	29.1	24	15	11	17	36	.226
2023	6.50	0-0	11/2	18.0	27	14	13	21	21	.346
TOTAL	4.56	1-0	34/2	47.1	51	29	24	30	57	.277

SEASON HIGHS
IP: 3.2, vs. USC (2/24)
H: 5, vs. USC (2/24)
R: 3, vs. GT (3/14)
ER: 3, vs. GT (3/14)
K: 5, vs. Lipscomb (3/3)
BB: 3, at Florida (4/2)
PC: 72, vs. USC (2/24)

CAREER HIGHS
 3.2, vs. USC (2/24/23)
 5, vs. USC (2/24/23)
 4, vs. Ole Miss (3/18/22)
 3, vs. GT (3/14/23)
 5, two times
 3, at Florida (4/2/23)
 72, vs. USC (2/24/23)

41 • JOHN ARMSTRONG RHP

5-11 • 225 • SO • Marietta, GA • Harrison
 • Earned his sixth win of the season and struck out a season-high five in the middle game vs. Texas AGM
 • Leads the SEC and ranks 4th in NCAA in wins
 • Named to the NCBWA Stopper of the Year Watch List

CAREER STATISTICS

YEAR	ERA	W-L	G/S	IP	H	R	ER	BB	K	BAA
2022	4.26	1-0	19/0	19.0	20	13	9	11	21	.294
2023	5.20	6-1	14/1	27.2	30	20	16	11	24	.268
TOTAL	4.82	7-1	33/1	46.2	50	33	25	22	45	.278

SEASON HIGHS
IP: 3.1, two times
H: 7, at Florida (4/1)
R: 7, at Florida (4/1)
ER: 4, at Florida (4/1)
K: 5, vs. Texas AGM (4/7)
BB: 3, two times
PC: 65, vs. Texas AGM (4/7)

CAREER HIGHS
 3.1, two times
 7, at Florida (4/1/23)
 7, at Florida (4/1/23)
 4, two times
 5, vs. Texas AGM (4/7/23)
 3, two times
 65, vs. Texas AGM (4/7/23)

25 • TANNER BAUMAN LHP

6-4 • 208 • JR • Jacksonville, FL • St. John's River
 • Pitched a season-high 4.1 innings vs. Texas AGM (4/6)
 • Earned his first SEC win after holding Florida scoreless in 4.0 innings in relief (3/31)
 • Pitched 2.0 scoreless with two Ks in relief vs. GT (3/14)

CAREER STATISTICS

YEAR	ERA	W-L	G/S	IP	H	R	ER	BB	K	BAA
2021*	4.70	2-3	19/4	44.0	47	28	23	18	40	.267
2022*	5.91	3-10	16/14	77.2	96	69	51	34	100	.292
2023	4.97	2-1	9/3	29.0	29	17	16	15	27	.261
TOTAL	5.38	7-14	44/21	150.2	172	114	90	67	167	--

SEASON HIGHS
IP: 4.1, vs. Texas AGM (4/6)
H: 7, vs. Southeastern (3/10)
R: 6, vs. Texas AGM (4/6)
ER: 6, vs. Texas AGM (4/6)
K: 5, vs. Lipscomb (3/3)
BB: 3, two times
PC: 82, vs. Texas AGM (4/6)

CAREER HIGHS
 7.0, vs. Fla State Jacksonville (4/5/21)
 11, at Central Florida (3/25/22)
 8, two times
 6, four times
 11, vs. Seminole State (3/7/22)
 4, three times
 82, vs. Texas AGM (4/6/23)

33 • WILL CANNON RHP

6-1 • 187 • SO • Phenix City, AL • NW Florida State
 • Has started the last two series openers
 • Leads the team with a 2.45 ERA in SEC play
 • Earned the win in 3.0 IP in relief vs. UGA (3/23)
 • Matched a career best with 4.2 IP and a season best with 4 Ks at Arkansas (3/19)

CAREER STATISTICS

YEAR	ERA	W-L	G/S	IP	H	R	ER	BB	K	BAA
2022*	3.10	3-2	14/1	29.0	23	10	10	19	30	.213
2023	2.70	2-0	11/2	26.2	28	10	8	14	26	.280
TOTAL	2.91	5-2	25/3	55.2	51	20	18	33	56	--

SEASON HIGHS
IP: 4.2, at Arkansas (3/19)
H: 5, two times
R: 3, vs. Southeastern (3/11)
ER: 2, two times
K: 4, two times
BB: 3, at Florida (3/31)
PC: 77, at Florida (3/31)

CAREER HIGHS
 4.2, two times
 5, two times
 3, two times
 3, vs. TNXL (3/5/22)
 5, vs. Chipola (4/9/22)
 5, vs. Chipola (4/9/22)
 77, at Florida (3/31/23)

23 • P. CARLSON RHP

6-1 • 184 • SO • Mobile, Ala. • Faith Academy
 • Is 3rd on the team with 11 relief appearances
 • Has allowed two earned runs in his last eight apps
 • Earned his first career save vs. Texas AGM (4/7)
 • Logged a season high 1.2 IP and 3 Ks vs. UGA (3/25)

CAREER STATISTICS

YEAR	ERA	W-L	G/S	IP	H	R	ER	BB	K	BAA
2022	8.59	1-1	5/0	7.1	8	7	7	3	10	.267
2023	4.00	1-0	11/0	9.0	13	6	4	8	14	.317
TOTAL	6.06	2-1	16/0	16.1	21	13	11	11	24	.296

SEASON HIGHS
IP: 1.2, vs. Georgia (3/25)
H: 3, two times
R: 3, vs. FAMU (3/1)
ER: 1, four times
K: 3, two times
BB: 2, vs. FAMU (3/1)
PC: 40, vs. Georgia (3/25)

CAREER HIGHS
 3.0, vs. Rhode Island (3/6/22)
 3, three times
 3, two times
 3, vs. MTSU (3/13/22)
 4, vs. Rhode Island (3/6/22)
 2, two times
 40, two times

54 • K. COPELAND LHP

6-2 • 185 • SR • Mobile, AL • Pensacola State
 • Pitched an Auburn high 5.0 scoreless innings and matched a season high with 6 Ks at JSU (3/8)

CAREER STATISTICS

YEAR	ERA	W-L	G/S	IP	H	R	ER	BB	K	BAA
2020*	5.28	0-2	3/1	15.1	19	12	9	7	8	.297
2021*	1.74	7-1	12/8	57.0	43	14	11	16	81	.201
2022	4.20	3-0	9/2	15.0	20	11	7	8	19	.328
2023	11.21	1-1	9/4	17.2	30	22	22	7	19	.385
AU	7.99	4-1	18/6	32.2	50	33	29	15	38	.360
TOTAL	4.20	11-4	34/17	105.0	112	59	49	38	127	--

SEASON HIGHS
IP: 5.0, at JSU (3/8)
H: 6, vs. GT (3/14)
R: 5, vs. GT (3/14)
ER: 5, vs. GT (3/14)
K: 6, two times
BB: 3, at UAB (4/4)
PC: 66, vs. UNA (2/21)

CAREER HIGHS
 7.0, two times
 11, at Chipola (3/20/21)
 5, vs. GT (3/14/23)
 5, vs. GT (3/14/23)
 12, at NW FL State (4/30/21)
 3, at UAB (4/4/23)
 68, vs. Kennesaw St. (4/20/22)

77 • Z. CROTCHFELT LHP

6-2 • 210 • FR • Jackson, N.J. • Jackson Memorial
 • Made four straight weekend starts from 3/5-25 before pitching in relief the last two weekends
 • Matched a season high with 5 Ks at Arkansas (3/18)
 • Rated the No. 183 starting pitcher by D1 Baseball
 • Ranked the No. 93 player in the 2022 class by PG

CAREER STATISTICS

YEAR	ERA	W-L	G/S	IP	H	R	ER	BB	K	BAA
2023	6.35	0-2	9/4	28.1	32	25	20	16	27	.281

SEASON HIGHS
IP: 5.0, vs. Southeastern (3/11)
H: 6, vs. Georgia (3/25)
R: 6, at Arkansas (3/18)
ER: 4, two times
K: 5, two times
BB: 3, two times
PC: 82, vs. Southeastern (3/11)

CAREER HIGHS
 5.0, vs. Southeastern (3/11/23)
 6, vs. Georgia (3/25/23)
 6, at Arkansas (3/18/23)
 4, two times
 5, two times
 3, two times
 82, vs. Southeastern (3/11/23)

45 • J. GONZALEZ RHP

6-4 • 233 • JR • Humacao, PR • Leadership CA
 • Turned in his 5th start of 5.0+ scoreless innings since the start of last season vs. Indiana (2/18)
 • Missed the last seven weekends w/ shoulder soreness
 • Rated the No. 20 starting pitcher and No. 28 college prospect for the 2023 MLB Draft by D1 Baseball

CAREER STATISTICS

YEAR	ERA	W-L	G/S	IP	H	R	ER	BB	K	BAA
2021	6.17	2-3	21/5	42.1	51	30	29	10	30	.293
2022	3.22	7-4	15/14	78.1	83	30	28	15	54	.276
2023	0.00	1-0	1/1	5.0	2	0	0	0	1	.125
TOTAL	4.08	10-7	37/20	125.2	136	60	57	25	85	.277

SEASON HIGHS
IP: 5.0, vs. Indiana (2/18)
H: 2, vs. Indiana (2/18)
R: --
ER: --
K: 1, vs. Indiana (2/18)
BB: --
PC: 41, vs. Indiana (2/18)

CAREER HIGHS
 9.0, vs. Vandy (4/10/22)
 9, two times
 9, vs. Miss. State (4/11/21)
 9, vs. Miss. State (4/11/21)
 8, two times
 5, at Arkansas (4/3/21)
 110, at MSU (4/16/22)

29 • C. HERBERHOLZ RHP

5-11 • 197 • R-JR • Scottsboro, AL • Southern Union

- Is 2nd on the team with a 3.18 ERA in SEC play
- Retired all 6 batters faced w/ 3 Ks at Arkansas (3/18)

CAREER STATISTICS

YEAR	ERA	W-L	G/S	IP	H	R	ER	BB	K	BAA
2020*	10.43	0-4	5/4	14.2	17	19	17	10	13	.288
2021*	13.50	0-0	1/0	0.2	0	1	1	1	1	.000
2022*	2.40	4-0	10/7	56.1	41	24	15	11	55	.179
2023	6.39	0-2	11/3	25.1	36	21	18	11	22	.343
TOTAL	4.73	4-6	27/14	97.0	94	65	51	33	92	--

SEASON HIGHS

IP: 4.0, vs. USC (2/25)
H: 6, two times
R: 4, vs. Lipscomb (3/4)
ER: 4, vs. Lipscomb (3/4)
K: 4, vs. USC (2/25)
BB: 3, vs. Texas A&M (4/7)
PC: 68, vs. USC (2/25)

CAREER HIGHS

7.2, at Beville State (4/15/22)
 7, vs. Shelton State (3/31/22)
 7, at Wallace State (3/24/22)
 6, at N.C. State (2/23/20)
 13, vs. Marion Military (3/17/22)
 4, vs. Bradley (2/29/20)
 78, vs. Evansville (2/16/20)

17 • TREVOR HORNE RHP

6-3 • 203 • R-FR • Phenix City, AL • Glenwood

- Matched a season high with 1.2 IP at UAB (4/4)
- Made a pair of scoreless appearances vs. SLU (3/10-11)
- Retired all four batters he faced with a K in the finale

CAREER STATISTICS

YEAR	ERA	W-L	G/S	IP	H	R	ER	BB	K	BAA
2023	8.68	0-0	8/0	9.1	10	9	9	6	9	.263

SEASON HIGHS

IP: 1.2, three times
H: 3, two times
R: 4, vs. Texas A&M (4/7)
ER: 4, vs. Texas A&M (4/7)
K: 3, vs. FAMU (3/1)
BB: 3, vs. Texas A&M (4/7)
PC: 40, vs. Texas A&M (4/7)

CAREER HIGHS

1.2, three times
 3, two times
 4, vs. Texas A&M (4/7/23)
 4, vs. Texas A&M (4/7/23)
 3, vs. FAMU (3/1/23)
 3, vs. Texas A&M (4/7/23)
 40, vs. Texas A&M (4/7/23)

43 • CHASE ISBELL RHP

6-2 • 210 • SR • Springville, AL • Samford

- Pitched a scoreless frame to end the series opener at UF
- Earned a save in back-to-back appearances vs. USA (3/21) and UGA (3/24)
- Earned the win in 2.0 scoreless IP vs. GT (3/14)
- Pitched an immaculate inning vs. UNA (2/21)
- Named to the NCBWA Stopper of the Year Watch List

CAREER STATISTICS

YEAR	ERA	W-L	G/S	IP	H	R	ER	BB	K	BAA
2020*	3.38	1-0	5/0	5.1	3	4	2	7	6	.167
2021*	2.32	4-2	26/0	31.0	19	9	8	13	44	.173
2022	4.82	1-1	14/0	18.2	17	10	10	14	23	.243
2023	7.56	2-1	14/1	16.2	17	14	14	8	26	.258
AU	6.11	3-2	28/1	35.1	34	24	24	22	49	.250
TOTAL	4.27	8-4	58/1	71.2	56	37	34	42	99	--

SEASON HIGHS

IP: 3.1 vs. Lipscomb (3/4)
H: 4, vs. Lipscomb (3/4)
R: 4, vs. USC (2/26)
ER: 4, vs. USC (2/26)
K: 7, vs. Lipscomb (3/4)
BB: 2, at JSU (3/8)
PC: 56, vs. Lipscomb (3/4)

CAREER HIGHS

3.1, vs. Lipscomb (3/4/23)
 5, vs. Vandy (4/9/22)
 5, at LSU (4/1/22)
 5, at LSU (4/1/22)
 7, vs. Lipscomb (3/4/23)
 3, at Samford (5/17/22)
 57, at ETSU (5/21/21)

22 • HAYDEN MURPHY RHP

6-3 • 185 • FR • Chula, GA • Tiftarea Academy

- Pitched a season-high 3.0 IP with 64 pitches vs. Texas A&M (4/7)
- Held South Alabama scoreless in his first 2.0 IP before allowing the first four batters of the 7th inning to reach

CAREER STATISTICS

YEAR	ERA	W-L	G/S	IP	H	R	ER	BB	K	BAA
2023	10.45	0-0	7/0	10.1	19	12	12	5	3	.388

SEASON HIGHS

IP: 3.0, vs. Texas A&M (4/7)
H: 7, vs. Texas A&M (4/7)
R: 5, at Florida (4/2)
ER: 5, at Florida (4/2)
K: 2, at Florida (4/2)
BB: 2, at Florida (4/2)
PC: 64, vs. Texas A&M (4/7)

CAREER HIGHS

3.0, vs. Texas A&M (4/7/23)
 7, vs. Texas A&M (4/7/23)
 5, at Florida (4/2/23)
 5, at Florida (4/2/23)
 2, at Florida (4/2/23)
 2, at Florida (4/2/23)
 64, vs. Texas A&M (4/7/23)

12 • DREW NELSON LHP

5-11 • 198 • FR • Troy, AL • Pike Liberal Arts

- Pitched a 7.0 inning complete game vs. UNA (3/28)
- Leads the team with a 2.33 ERA since Mar. 11
- Is 2-1 with 21 Ks in 19.1 IP during the span

CAREER STATISTICS

YEAR	ERA	W-L	G/S	IP	H	R	ER	BB	K	BAA
2023	5.40	2-2	9/3	21.2	14	14	13	13	22	.184

SEASON HIGHS

IP: 7.0, vs. North Alabama (3/28)
H: 4, vs. USC (2/26)
R: 4, two times
ER: 4, two times
K: 7, vs. North Alabama (3/28)
BB: 3, three times
PC: 93, vs. North Alabama (3/28)

CAREER HIGHS

7.0, vs. North Alabama (3/28/23)
 4, vs. USC (2/26/23)
 4, two times
 4, two times
 7, vs. North Alabama (3/28/23)
 3, three times
 93, vs. North Alabama (3/28/23)

44 • RYAN OLSON RHP

6-1 • 206 • FR • Auburn, AL • Auburn

CAREER STATISTICS

YEAR	ERA	W-L	G/S	IP	H	R	ER	BB	K	BAA
2023	21.60	0-0	3/0	1.2	6	4	4	2	3	.600

SEASON HIGHS

IP: 1.0, vs. FAMU (3/1)
H: 3, vs. Southeastern (3/11)
R: 3, vs. Southeastern (3/11)
ER: 3, vs. Southeastern (3/11)
K: 2, vs. FAMU (3/1)
BB: 2, vs. Indiana (2/19)
PC: 26, vs. FAMU (3/1)

CAREER HIGHS

1.0, vs. FAMU (3/1/23)
 3, vs. Southeastern (3/11/23)
 3, vs. Southeastern (3/11/23)
 3, vs. Southeastern (3/11/23)
 2, vs. FAMU (3/1/23)
 2, vs. Indiana (2/19/23)
 26, vs. FAMU (3/1/23)

20 • TOMMY SHEEHAN LHP

6-0 • 210 • Gr. • Brielle, NJ • Notre Dame

- Made his first app since Feb. 18 at UAB (4/4) and turned in 1.1 scoreless IP with 3 Ks
- Allowed just one earned run in his final seven appearances and 15.0 innings in 2022

CAREER STATISTICS

YEAR	ERA	W-L	G/S	IP	H	R	ER	BB	K	BAA
2018*	5.74	2-4	14/14	62.2	62	43	40	41	27	.264
2019*	4.58	5-6	15/15	92.1	100	62	47	23	62	.268
2020*	2.70	3-0	4/4	23.1	18	7	7	5	22	.202
2021*	6.75	0-1	2/2	8.0	10	6	6	5	10	.303
2022	4.28	2-0	16/3	33.2	25	18	16	22	29	.207
2023	11.57	0-1	3/1	2.1	3	3	3	5	6	.300
AU	4.75	2-1	19/4	36.0	28	21	19	27	35	.214
TOTAL	4.82	12-12	54/38	222.1	218	139	119	101	156	--

SEASON HIGHS

IP: 1.1, at UAB (4/4)
H: 2, vs. Texas A&M (4/7)
R: 3, vs. Texas A&M (4/7)
ER: 3, vs. Texas A&M (4/7)
K: 3, at UAB (4/4)
BB: 3, vs. Texas A&M (4/7)
PC: 36, vs. Texas A&M (4/7)

CAREER HIGHS

9.0, two times
 13, vs. North Carolina (4/13/19)
 11, vs. North Carolina (4/13/19)
 8, vs. North Carolina (4/13/19)
 9, at UAB (2/14/20)
 6, vs. Purdue (2/24/18)
 112, vs. North Carolina (4/13/19)

21 • TOMMY VAIL LHP

5-11 • 190 • Gr. • Seattle, WA • TCU/Notre Dame

- Is 2nd among active NCAA pitchers in H/9.0 IP (5.52)
- Is Auburn's only pitcher to start all four SEC weekends
- Was teammates with Tommy Sheehan at ND from 2018-21 before spending last season at TCU

CAREER STATISTICS

YEAR	ERA	W-L	G/S	IP	H	R	ER	BB	K	BAA
2018*	3.90	3-2	27/1	27.2	24	16	12	24	30	.231
2019*	3.27	3-2	25/2	44.0	24	19	16	26	61	.157
2020*	2.08	3-0	7/0	17.1	5	6	4	3	24	.086
2021*										DNP-INJURED
2022*	3.65	1-0	13/0	12.1	9	5	5	6	15	.205
2023	5.28	2-1	9/7	30.2	19	19	18	21	37	.176
TOTAL	3.75	11-5	81/10	132.0	81	65	55	80	167	--

SEASON HIGHS

IP: 5.2, vs. UAB (3/7)
H: 7, vs. Georgia (3/23)
R: 5, two times
ER: 5, vs. Texas A&M (4/7)
K: 8, vs. UAB (3/7)
BB: 5, at Florida (4/2)
PC: 92, at Florida (4/2)

CAREER HIGHS

5.2, vs. UAB (3/7/23)
 7, vs. Georgia (3/23/232)
 5, two times
 5, vs. Texas A&M (4/7/23)
 9, vs. Toledo (2/22/20)
 5, two times
 92, two times

AUBURN IN THE NATIONAL AND SEC RANKINGS

(as of Apr. 10)

TEAM	TOTAL	NCAA	SEC
Doubles	74	12	1
41 JOHN ARMSTRONG Wins	6	4	1
5 KASON HOWELL Doubles	15	6	2
18 IKE IRISH Doubles	16	2	1
12 DREW NELSON Complete games	1	12	1
8 BRYSON WARE Home runs	14	7	4
Total bases	100	9	3
Slugging percentage	.820	13	6

PITCHING CAREERS

CHASE ALLSUP'S AUBURN APPEARANCES

2022 - FRESHMAN YEAR

Date	Opp (Res.)	DEC	QS	IP	H	R	ER	BB	SO	HR	ERA	NP
2/20	vs. Kansas State (W, 12-1)	-	-	1.0	0	0	0	0	3	0	0.00	14
2/25	YALE (W, 9-0)	-	-	1.0	0	0	0	2	2	0	0.00	25
3/2	UAB (W, 16-1)	-	-	1.0	0	0	0	1	2	0	0.00	20
3/9	vs. Tennessee Tech (W, 4-3)	-	-	2.0	2	0	0	1	3	0	0.00	39
3/13	MIDDLE TENNESSEE-G1 (W, 10-7)	-	-	1.1	3	1	0	1	3	0	0.00	35
3/18	#1 OLE MISS (W, 19-5)	-	-	1.1	2	4	2	2	2	1	2.35	49
3/26	at Texas A&M (L, 4-5 [11])	-	-	0.1	0	0	0	0	0	0	2.25	1
3/27	at Texas A&M (W, 13-9)	W	-	1.0	0	1	0	1	0	0	2.00	19
4/5	at UAB (W, 6-4)	S	-	2.1	2	1	1	0	2	1	2.38	34
4/12	SAMFORD (W, 4-1)	-	-	2.0	1	0	0	0	5	0	2.03	33
4/19	ALABAMA STATE (W, 6-5 [10])	-	-	0.2	0	0	0	2	0	0	1.93	15
4/22	SOUTH CAROLINA (W, 6-3)	-	-	0.2	0	0	0	0	0	0	1.84	5
4/26	at Jax State (W, 8-4)	-	-	2.2	2	1	1	0	3	1	2.08	31
4/30	at #1 Tennessee (W, 8-6)	-	-	1.1	2	1	1	1	1	0	2.41	41
5/6	#3 ARKANSAS (L, 8-11)	-	-	1.2	1	0	0	1	0	0	2.21	21
5/8	#3 ARKANSAS (L, 4-7)	-	-	0.2	1	1	1	2	0	0	2.57	22
5/14	ALABAMA (W, 6-4)	S	-	2.0	1	0	0	2	2	0	2.35	21
5/17	at Samford (W, 8-4)	-	-	1.0	1	0	0	1	2	0	2.25	21
5/20	at Kentucky (W, 6-3)	-	-	1.0	1	1	1	0	1	1	2.52	14
5/21	at Kentucky (L, 3-6)	-	-	2.0	2	1	1	0	2	0	2.67	28
5/25	vs. Kentucky (L, 1-3)	-	-	1.0	0	0	0	0	3	0	2.57	20
6/12	at #3 Oregon State (L, 3-4)	-	-	0.2	1	1	1	1	0	0	2.83	11
6/21	vs. Arkansas (L, 1-11)	-	-	0.2	2	2	2	1	1	0	3.38	21

2023 - SOPHOMORE YEAR

Date	Opp (Res.)	DEC	QS	IP	H	R	ER	BB	SO	HR	ERA	NP
2/17	*INDIANA (W, 8-4)	-	-	2.0	3	2	2	2	4	1	9.00	48
2/24	*USC (W, 5-3)	-	-	3.2	5	1	1	2	2	0	4.76	72
3/3	LIPSCOMB (W, 7-3)	S	-	3.0	1	1	1	2	5	1	4.15	55
3/7	UAB (W, 4-1)	S	-	3.1	3	1	1	1	3	0	3.75	46
3/11	SOUTHEASTERN (L, 3-8)	-	-	1.0	4	2	2	0	2	0	4.85	23
3/14	GEORGIA TECH (W, 12-11 [12])	-	-	0.2	4	3	3	0	0	0	6.59	20
3/19	at #3 Arkansas (L, 0-5)	-	-	0.1	4	2	2	0	1	0	7.71	19
3/24	GEORGIA (W, 6-3)	-	-	2.2	1	1	0	1	3	0	6.48	50
4/2	at #2 Florida (L, 8-17)	-	-	0.0	1	1	1	3	0	0	7.02	25
4/4	at UAB (L, 5-6)	-	-	1.0	1	0	0	0	1	0	6.62	13
4/7	TEXAS A&M (W, 10-9)	-	-	0.1	0	0	0	2	0	0	6.50	11

JOHN ARMSTRONG'S AUBURN APPEARANCES

2022 - FRESHMAN YEAR

Date	Opp (Res.)	DEC	QS	IP	H	R	ER	BB	SO	HR	ERA	NP
2/18	vs. Oklahoma (L, 0-3)	-	-	1.0	0	0	0	0	1	0	0.00	8
2/19	vs. #12 Texas Tech (W, 2-1)	-	-	0.2	0	0	0	1	0	0	0.00	13
2/25	YALE (W, 9-0)	-	-	0.2	0	0	0	0	2	0	0.00	9
2/26	YALE-G2 (L, 4-5 [10])	-	-	0.2	1	0	0	0	1	0	0.00	12
3/1	ALABAMA STATE (W, 13-7)	-	-	0.2	1	0	0	0	2	0	0.00	16
3/9	vs. Tennessee Tech (W, 4-3)	-	-	0.1	1	0	0	0	1	0	0.00	5
3/11	MIDDLE TENNESSEE (L, 8-10)	-	-	0.1	0	3	0	2	1	0	0.00	18
3/17	#1 OLE MISS (L, 6-13)	-	-	0.0	2	3	2	0	0	0	4.15	19
3/22	vs. South Alabama (W, 13-12)	-	-	0.1	0	0	0	0	0	0	3.86	4
3/29	JAX STATE (L, 2-5)	-	-	1.1	1	0	0	1	0	0	3.00	26
5/8	#3 ARKANSAS (L, 4-7)	-	-	2.2	0	0	0	1	4	0	2.08	40
5/13	ALABAMA (W, 3-2)	W	-	2.2	1	0	0	0	3	0	1.59	29
5/17	at Samford (W, 8-4)	-	-	2.1	1	0	0	0	3	0	1.32	29
5/20	at Kentucky (L, 1-5)	-	-	0.2	1	0	0	2	0	0	1.26	10
5/21	at Kentucky (L, 3-6)	-	-	0.0	3	2	2	1	0	0	2.51	11
6/4	FLORIDA STATE (W, 21-7)	-	-	2.0	3	1	1	1	0	0	2.76	24
6/11	at #3 Oregon State (W, 7-5)	-	-	1.0	0	0	0	1	0	0	2.60	15
6/12	at #3 Oregon State (L, 3-4)	-	-	0.2	2	0	0	0	0	0	2.50	9
6/21	vs. Arkansas (L, 1-11)	-	-	1.0	4	4	4	1	1	1	4.26	24

2023 - SOPHOMORE YEAR

Date	Opp (Res.)	DEC	QS	IP	H	R	ER	BB	SO	HR	ERA	NP
2/17	INDIANA (W, 8-4)	-	-	3.1	0	0	0	1	3	0	0.00	48
2/21	vs. North Alabama (W, 13-1)	-	-	1.1	1	0	0	0	2	0	0.00	18
2/24	USC (W, 5-3)	W	-	0.1	0	0	0	0	0	0	0.00	2
2/25	USC (W, 12-6)	W	-	1.2	1	3	3	1	1	0	4.05	34
3/3	LIPSCOMB (W, 7-3)	W	-	2.1	2	1	1	0	4	1	4.00	44
3/5	LIPSCOMB (W, 4-3)	W	-	3.0	0	0	0	2	0	0	3.00	43
3/10	SOUTHEASTERN (W, 7-1)	S	-	3.1	0	0	0	1	1	0	2.35	46
3/14	GEORGIA TECH (W, 12-11 [12])	-	-	1.0	3	1	1	0	2	0	2.76	18
3/17	at #3 Arkansas (L, 2-7)	-	-	2.0	5	3	2	1	2	0	3.44	51
3/21	vs. South Alabama (W, 6-5)	-	-	2.0	2	3	3	1	1	2	4.43	33
3/24	GEORGIA (W, 6-3)	W	-	2.2	5	0	0	1	0	0	3.91	39
4/1	*at #2 Florida (L, 5-12)	L	-	2.1	7	7	4	0	1	1	4.97	50
4/4	at UAB (L, 5-6)	-	-	0.0	1	0	0	0	0	0	4.97	2
4/7	TEXAS A&M (W, 10-9)	W	-	2.1	3	2	2	3	5	0	5.20	65

TANNER BAUMAN'S AUBURN APPEARANCES

2023 - JUNIOR YEAR

Date	Opp (Res.)	DEC	QS	IP	H	R	ER	BB	SO	HR	ERA	NP
2/17	INDIANA (W, 8-4)	W	-	2.2	1	2	1	1	3	0	3.38	52
2/24	USC (W, 5-3)	-	-	3.2	1	2	2	3	3	0	4.26	52
3/3	*LIPSCOMB (W, 7-3)	-	-	3.2	4	1	1	1	5	1	3.60	73
3/10	*SOUTHEASTERN (W, 7-1)	-	-	4.0	7	1	1	1	3	0	3.21	75
3/14	GEORGIA TECH (W, 12-11 [12])	-	-	2.0	3	0	0	2	0	0	2.81	33
3/18	at #3 Arkansas (L, 3-9)	-	-	2.0	4	3	3	2	1	0	4.00	47
3/24	*GEORGIA (W, 6-3)	-	-	2.2	4	2	2	2	1	1	4.35	56
3/31	at #2 Florida (W, 10-1)	W	-	4.0	1	0	0	2	4	0	3.65	68
4/6	TEXAS A&M (L, 5-9)	L	-	4.1	4	6	6	3	4	2	4.97	82

WILL CANNON'S AUBURN APPEARANCES

2023 - SOPHOMORE YEAR

Date	Opp (Res.)	DEC	QS	IP	H	R	ER	BB	SO	HR	ERA	NP
2/17	INDIANA (W, 8-4)	-	-	1.0	1	0	0	0	2	0	0.00	23
2/24	USC (W, 5-3)	S	-	1.1	2	0	0	1	1	0	0.00	26
2/25	USC (W, 12-6)	S	-	1.2	2	0	0	1	1	0	0.00	24
3/4	LIPSCOMB (W, 12-11)	W	-	2.0	2	1	1	2	2	0	1.50	36
3/8	at Jacksonville State (W, 6-3)	S	-	2.2	3	2	2	1	4	0	3.12	45
3/11	SOUTHEASTERN (L, 3-8)	-	-	1.0	4	3	1	1	1	1	3.72	30
3/14	GEORGIA TECH (W, 12-11 [12])	-	-	2.1	1	0	0	0	3	0	3.00	41
3/19	at #3 Arkansas (L, 0-5)	-	-	4.2	2	0	0	2	4	0	2.16	58
3/23	GEORGIA (W, 7-6 [11])	W	-	3.0	1	1	1	2	3	0	2.29	50
3/31	*at #2 Florida (W, 10-1)	-	-	4.0	5	1	1	3	2	0	2.28	77
4/6	*TEXAS A&M (L, 5-9)	-	-	3.0	5	2	2	1	3	0	2.70	72

PARKER CARLSON'S AUBURN APPEARANCES

2022 - FRESHMAN YEAR

Date	Opp (Res.)	DEC	QS	IP	H	R	ER	BB	SO	HR	ERA	NP
2/23	TROY (W, 13-1)	-	-	1.0	0	0	0	0	1	0	0.00	8
2/26	YALE-G2 (L, 4-5 [10])	-	-	1.0	2	1	1	0	1	1	4.50	17
3/6	RHODE ISLAND (W, 14-1)	W	-	3.0	2	1	1	1	4	1	3.60	40
3/13	MIDDLE TENNESSEE-G1 (W, 10-7)	-	-	0.2	3	3	3	0	2	1	7.94	24
3/29	JAX STATE (L, 2-5)	L	-	1.2	1	2	2	2	2	0	8.59	34

2023 - SOPHOMORE YEAR

Date	Opp (Res.)	DEC	QS	IP	H	R	ER	BB	SO	HR	ERA	NP
2/19	INDIANA (L, 2-11)	-	-	0.2	3	1	1	0	1	0	13.50	18
2/26	USC (T, 12-12)	-	-	0.1	0	0	0	0	1	0	9.00	6
3/1	FLORIDA A&M (W, 18-8)	-	-	1.0	2	3	1	2	3	0	9.00	27
3/5	LIPSCOMB (W, 4-3)	-	-	0.1	0	0	0	1	1	0	7.71	10
3/10	SOUTHEASTERN (W, 7-1)	W	-	1.0	0	0	0	0	2	0	5.40	15
3/11	SOUTHEASTERN (L, 7-8)	-	-	0.2	1	0	0	1	0	0	4.50	18
3/17	at #3 Arkansas (L, 2-7)	-	-	0.1	0	0	0	1	0	0	4.15	7
3/25	GEORGIA (L, 7-24 [8])	-	-	1.2	3	1	1	1	3	0	4.50	40
4/1	at #2 Florida (L, 5-12)	-	-	1.0	2	1	1	1	1	0	5.14	26
4/4	at UAB (L, 5-6)	-	-	1.1	1	0	0	0	2	0	4.32	27
4/7	TEXAS A&M (W, 10-9)	S	-	0.2	1	0	0	1	0	0	4.00	17

KONNER COPELAND'S AUBURN APPEARANCES

20

2023 AUBURN BASEBALL GAME NOTES

5/22	at Missouri (L, 6-7)	-	-	1.0	2	0	0	0	0	0	6.21	14
5/25	vs. #11 Ole Miss (L, 4-7)	-	-	0.1	0	0	0	0	0	0	6.17	3

2022 - SOPHOMORE YEAR

Date	Opp (Res.)	DEC	QS	IP	H	R	ER	BB	SO	HR	ERA	NP
2/19	*vs. #12 Texas Tech (W, 2-1)	W	-	5.0	3	0	0	3	5	0	0.00	81
2/26	*YALE (W, 4-3)	-	-	3.0	7	3	3	0	2	0	3.38	47
3/5	*RHODE ISLAND-G1 (W, 16-0)	W	X	6.2	5	0	0	1	8	0	1.84	89
3/13	*MIDDLE TENNESSEE-G1 (W, 10-7)	-	-	1.0	0	0	0	1	0	0	1.72	12
3/29	JAX STATE (L, 2-5)	-	-	1.2	0	0	0	0	0	0	1.56	13
4/2	*at #12 LSU (W, 6-4)	W	X	6.0	9	3	3	2	1	0	2.31	92
4/10	*#12 VANDERBILT (W, 8-2)	W	X	9.0	8	2	1	0	8	0	1.95	104
4/16	*at Mississippi State (W, 3-2)	W	X	8.0	7	2	2	0	6	2	2.01	110
4/24	*SOUTH CAROLINA (W, 2-0)	W	X	7.0	7	0	0	0	4	0	1.71	89
5/1	*at #1 Tennessee (L, 3-5)	L	-	7.1	7	5	5	1	2	2	2.30	91
5/7	*#3 ARKANSAS (L, 4-7)	L	-	2.2	9	5	5	0	0	1	2.98	53
5/21	*at Kentucky (L, 3-6)	-	-	5.0	3	0	0	2	3	0	2.74	79
6/4	*FLORIDA STATE (W, 21-7)	W	X	6.0	4	3	3	3	4	0	2.90	96
6/12	*at #3 Oregon State (L, 3-4)	L	-	5.1	7	3	2	0	5	2	2.95	77
6/18	*vs. Ole Miss (L, 1-5)	L	-	5.0	7	4	4	1	7	1	3.22	73

2023 - JUNIOR YEAR

Date	Opp (Res.)	DEC	QS	IP	H	R	ER	BB	SO	HR	ERA	NP
2/18	*INDIANA (W, 6-1)	W	-	5.0	2	0	0	0	1	0	0.00	41

CHRISTIAN HERBERHOLZ'S AUBURN APPEARANCES

2023 - REDSHIRT JUNIOR YEAR

Date	Opp (Res.)	DEC	QS	IP	H	R	ER	BB	SO	HR	ERA	NP
2/19	INDIANA (L, 2-11)	-	-	1.1	3	3	3	1	2	0	20.25	39
2/25	*USC (W, 12-6)	-	-	4.0	5	3	2	1	4	1	8.44	68
3/4	*LIPSCOMB (W, 12-11)	-	-	3.0	6	4	4	1	2	2	9.72	60
3/8	at Jacksonville State (W, 6-3)	-	-	0.1	1	0	0	1	0	0	9.35	13
3/11	*SOUTHEASTERN (L, 7-8)	L	-	3.0	6	3	3	1	3	0	9.26	65
3/18	at #3 Arkansas (L, 3-9)	-	-	2.0	0	0	0	0	3	0	7.90	25
3/23	GEORGIA (W, 7-6 [11])	-	-	3.0	2	1	1	0	0	0	7.02	25
3/25	GEORGIA L, 7-24 [8]	-	-	2.0	2	2	1	1	2	0	6.75	25
4/1	at #2 Florida (L, 5-12)	-	-	2.0	5	0	0	1	3	0	6.10	33
4/4	at UAB (L, 5-6)	L	-	2.1	4	2	2	1	0	1	6.26	32
4/7	TEXAS A&M (W, 10-9)	-	-	2.1	2	2	2	3	1	1	6.39	47

TREVOR HORNE'S AUBURN APPEARANCES

2023 - REDSHIRT FRESHMAN YEAR

Date	Opp (Res.)	DEC	QS	IP	H	R	ER	BB	SO	HR	ERA	NP
2/19	INDIANA (L, 2-11)	-	-	1.2	1	0	0	0	0	0	0.00	23
3/1	FLORIDA A&M (W, 18-8)	-	-	1.0	1	1	0	3	1	0	3.38	14
3/10	SOUTHEASTERN (W, 7-1)	-	-	0.2	0	0	0	1	1	0	2.70	18
3/11	SOUTHEASTERN (L, 7-8)	-	-	1.1	0	0	0	0	1	0	1.93	19
3/14	GEORGIA TECH (W, 12-11 [12])	-	-	1.2	3	1	1	0	1	0	2.84	27
3/25	GEORGIA (L, 7-24 [8])	-	-	0.1	1	3	3	2	1	0	6.75	18
4/4	at UAB (L, 5-6)	-	-	1.2	1	0	0	0	1	0	5.40	32
4/7	TEXAS A&M (L, 6-12)	-	-	1.0	3	4	4	3	1	0	8.68	40

CHASE ISBELLS' AUBURN APPEARANCES

2022 - JUNIOR YEAR

Date	Opp (Res.)	DEC	QS	IP	H	R	ER	BB	SO	HR	ERA	NP
3/22	vs. South Alabama (W, 13-12)	-	-	1.0	1	0	0	0	1	0	0.00	18
3/26	at Texas A&M (L, 4-5 [11])	L	-	2.1	2	1	1	0	3	0	2.70	45
4/1	at LSU (L, 2-9)	-	-	0.2	3	5	5	2	0	0	13.50	27
4/5	at UAB (W, 6-4)	-	-	0.1	0	0	0	1	0	0	12.46	11
4/9	#12 VANDERBILT (L, 4-19)	-	-	1.0	5	3	3	0	1	0	15.19	31
4/15	at Mississippi State (L, 5-9)	-	-	1.0	1	0	0	1	2	0	12.79	21
4/22	KENNESAW STATE (W, 14-1)	-	-	1.0	0	0	0	1	1	0	11.05	15
4/29	at #1 Tennessee (L, 4-17)	-	-	1.0	1	0	0	1	0	0	9.72	12
5/7	#3 ARKANSAS (W, 5-3)	-	-	2.1	1	1	1	3	0	0	8.44	37
5/10	at Troy (W, 11-4)	W	-	1.0	0	0	0	1	1	0	7.71	17
5/17	at Samford (W, 8-4)	-	-	0.2	0	0	0	3	0	0	7.30	28
5/20	at Kentucky (L, 1-5)	-	-	2.0	2	0	0	1	3	0	6.28	32
6/12	at #3 Oregon State (L, 3-4)	-	-	2.2	0	0	0	2	4	0	5.29	41
6/21	vs. Arkansas (L, 1-11)	-	-	1.2	1	0	0	1	3	0	4.82	33

2023 - SENIOR YEAR

Date	Opp (Res.)	DEC	QS	IP	H	R	ER	BB	SO	HR	ERA	NP
2/18	INDIANA (W, 6-1)	-	-	1.2	2	1	1	1	2	0	5.40	36
2/21	vs. North Alabama (W, 13-1)	-	-	2.0	1	0	0	0	4	0	2.45	21
2/26	*USC (T, 12-12)	-	-	0.0	3	4	4	1	0	2	12.27	13
3/4	LIPSCOMB (W, 12-11)	-	-	3.1	4	2	2	0	7	1	9.00	56
3/8	at Jacksonville State (W, 6-3)	W	-	1.0	1	0	0	2	2	0	7.88	27
3/11	SOUTHEASTERN (L, 3-8)	L	-	1.1	2	3	3	0	1	0	9.64	25
3/14	GEORGIA TECH (W, 12-11 [12])	W	-	2.0	1	0	0	0	2	0	7.94	21
3/17	at #3 Arkansas (L, 2-7)	-	-	0.2	1	0	0	0	0	0	7.50	8
3/19	at #3 Arkansas (L, 0-5)	-	-	0.1	0	0	0	0	1	0	7.30	7
3/21	vs. South Alabama (W, 6-5)	S	-	1.0	0	0	0	0	1	0	6.75	11
3/24	GEORGIA (W, 6-3)	S	-	1.0	0	0	0	1	2	0	6.28	18
3/25	GEORGIA (L, 7-24 [8])	-	-	0.2	1	3	3	2	1	1	7.80	22
3/31	at #2 Florida (W, 10-1)	-	-	1.0	0	0	0	1	1	0	7.31	23
4/2	at #2 Florida (L, 8-17)	-	-	0.2	1	1	1	0	2	0	7.56	12

CAMERON KESHOCK'S AUBURN APPEARANCES

2023 - FRESHMAN YEAR

Date	Opp (Res.)	DEC	QS	IP	H	R	ER	BB	SO	HR	ERA	NP
3/1	FLORIDA A&M (W, 18-8)	-	-	0.0	2	4	4	1	0	0	99.00	10
3/11	SOUTHEASTERN (L, 7-8)	-	-	1.0	1	0	0	0	1	0	36.00	8
3/25	GEORGIA (L, 7-24 [8])	-	-	0.0	4	7	7	1	0	0	99.00	18

HAYDEN MURPHY'S AUBURN APPEARANCES

2023 - FRESHMAN YEAR

Date	Opp (Res.)	DEC	QS	IP	H	R	ER	BB	SO	HR	ERA	NP
2/19	INDIANA (L, 2-11)	-	-	0.2	1	0	0	0	0	0	0.00	9
2/26	USC (T, 12-12)	-	-	1.1	1	0	0	1	0	0	0.00	21
3/5	LIPSCOMB (W, 4-3)	-	-	1.2	3	1	1	0	0	0	2.45	28
3/11	SOUTHEASTERN (L, 3-8)	-	-	0.2	1	0	0	0	0	0	2.08	12
3/21	vs. South Alabama (W, 6-5)	-	-	2.0	3	2	2	1	0	1	4.26	32
4/2	at #2 Florida (L, 8-17)	-	-	1.0	3	5	5	2	2	2	9.82	22
4/7	TEXAS A&M (L, 6-12)	-	-	3.0	7	4	4	1	1	0	10.45	64

DREW NELSON'S AUBURN APPEARANCES

2023 - FRESHMAN YEAR

Date	Opp (Res.)	DEC	QS	IP	H	R	ER	BB	SO	HR	ERA	NP
2/19	*INDIANA (L, 2-11)	L	-	0.2	2	4	4	3	0	1	54.00	32
2/26	USC (T, 12-12)	-	-	1.2	4	4	4	0	1	0	30.86	26
3/11	SOUTHEASTERN (L, 7-8)	-	-	2.2	2	2	1	1	3	0	16.20	43
3/17	at #3 Arkansas (L, 2-7)	-	-	1.2	0	0	0	1	5	0	12.15	30
3/21	*vs. South Alabama (W, 6-5)	W	-	4.0	1	0	0	1	2	0	7.59	65
3/28	*NORTH ALABAMA (W, 14-1 [7])	W	X	7.0	3	1	1	1	7	0	5.09	93
4/2	at #2 Florida (L, 8-17)	L	-	1.0	1	3	3	3	1	0	6.27	29
4/6	TEXAS A&M (L, 5-9)	-	-	0.2	1	0	0	0	1	0	6.05	9
4/7	TEXAS A&M (L, 6-12)	-	-	2.1	0	0	0	3	2	0	5.40	39

RYAN OLSON'S AUBURN APPEARANCES

2023 - FRESHMAN YEAR

Date	Opp (Res.)	DEC	QS	IP	H	R	ER	BB	SO	HR	ERA	NP
2/19	INDIANA (L, 2-11)	-	-	0.1	1	1	1	2	0	0	27.00	16
3/1	FLORIDA A&M (W, 18-8)	-	-	1.0	2	0	0	0				

SUPERLATIVES AND MISCELLANEOUS NOTES

STARTS BY POSITION

STARTING PITCHER

Tommy Vail	7	5-2
Konner Copeland	4	2-2
Zach Crotchfelt	4	1-3
Tanner Bauman	3	3-0
Christian Herberholz	3	2-1
Drew Nelson	3	2-1
Chase Allsup	2	2-0
Will Cannon	2	1-1
John Armstrong	1	0-1
Jospeh Gonzalez	1	1-0
Chase Isbell	1	0-0-1
Tommy Sheehan	1	0-1

CATCHER

Nate LaRue	21	11-9-1
Ryan Dyal	5	3-2
Carter Wright	5	5-0
Ike Irish	1	0-1

FIRST BASE

Cooper McMurray	15	8-6-1
Ike Irish	12	6-6
Cam Hill	3	3-0
Brody Wortham	2	1-1

SECOND BASE

Caden Green	21	12-8-1
Brody Moss	7	5-2
Bryson Ware	4	2-2

THIRD BASE

Bryson Ware	28	17-10-1
Gavin Miller	4	2-2

SHORTSTOP

Cole Foster	29	18-10-1
Caden Green	3	1-2

LEFT FIELD

Chris Stanfield	17	10-7
Bobby Peirce	13	7-5-1
Mike Bello	1	1-0
Josh Hall	1	1-0

CENTER FIELD

Kason Howell	31	18-12-1
Chris Stanfield	1	1-0

RIGHT FIELD

Justin Kirby	28	17-10-1
Josh Hall	2	1-1
Bobby Peirce	2	1-1

DESIGNATED HITTER

Ike Irish	19	13-5-1
Mike Bello	4	0-4
Bobby Peirce	4	3-1
Ryan Dyal	2	2-0
Justin Kirby	2	1-1
Cam Hill	1	0-1

2023 AUBURN & OPPONENT HIGHS

TEAM BATTING

	AUBURN	OPPONENT
Runs in a game	18, vs. FAMU [7] (3/1)	24, Georgia (3/25)
Runs in an inning	11 [1st], vs. FAMU [7] (3/1)	16 [8th], Georgia (3/25)
Most Hits in a game	20, vs. Georgia Tech (3/14)	22, Georgia Tech (3/14)
Fewest Hits in a game	3, at Arkansas (3/19)	3, two times
Hits in an inning	7 [1st], vs. FAMU [7] (3/1)	8 [8th], Georgia (3/25)
2B in a game	8, vs. Lipscomb (3/4)	8, Georgia Tech (3/14)
3B in a game	1, six times	1, two times
HR in a game	3, four times	4, Lipscomb (3/4)
SB in a game	2, six times	5, Texas A&M (4/7)
LOB in a game	15, vs. Georgia Tech (3/14)	14, Georgia (3/24)
K in a game	15, vs. Texas A&M (4/6)	14, two times
BB in a game	14, vs. FAMU [7] (3/1)	14, Florida (4/2)

TEAM PITCHING

	AUBURN	OPPONENT
K in a game	14, two times	15, Texas A&M (4/6)
BB in a game	14, at Florida (4/2)	14, FAMU (3/1)
Pitchers used	8, vs. Georgia Tech (3/14)	8, UAB (3/7)
Total Quality Starts	1	6

TEAM FIELDING

	AUBURN	OPPONENT
Errors in a game	4, vs. USA (3/21)	3, USC (2/26)
DP turned in a game	3, two times	3, Southeastern (3/11)

IND. BATTING

	AUBURN	OPPONENT
Hits in a game	4, five times	5, two times
Runs in a game	3, 14 times	5, Langford [UF] (4/2)
2B in a game	3, Howell vs. Lipscomb (3/3)	2, 10 times
3B in a game	1, six times	1, two times
HR in a game	2, three times	2, four times
RBI in a game	7, Kirby vs. USC (2/26)	8, Heyman [UF] (4/2)
XBH in a game	3, two times	3, two times
SB in a game	2, two times	2, two times
BB in a game	3, six times	3, 10 times
HBP in a game	2, two times	2, three times
K in a game	4, Kirby vs. Lipscomb (3/4)	3, 10 times
Hitting Streak	16, Ware (3/14-current)	3, 23 times
Consec. G w/HR	4, Ware (3/3-7)	2, four times

IND. PITCHING

	AUBURN	OPPONENT
K by a starter	8, Vail vs. UAB (3/7)	11, Dettmer [TAMU] (4/6)
K by a reliever	7, Isbell vs. Lipscomb (3/4)	7, Van Treek [LIP] (3/4)
BB by a starter	5, Vail at Florida (4/2)	6, Waldrep [UF] (4/1)
BB by a reliever	3, nine times	5, Langley [FAMU] (3/1)
IP by a starter	7.0, Nelson vs. UNA (3/28)	7.0, Tucker [LIP] (3/5)
IP by a reliever	4.2, Cannon at Arkansas (3/19)	4.0, Van Treek [LIP] (3/4)

MISCELLANEOUS

	AUBURN
Biggest comeback win	7, vs. Georgia Tech (3/14)
Biggest blown lead loss	5, at Florida (4/2)
Largest margin of victory	13, vs. UNA [7] (3/28)
Largest margin of defeat	17, vs. Georgia (3/25)
Longest game, Time	4:33, vs. Georgia Tech (3/14)
Longest game, Time (9 inn)	3:48, vs. USC (2/26)
Shortest game, Time (9 inn)	2:13, vs. UAB (3/7)
Longest game, Innings	12, vs. Georgia Tech (3/14)
Largest crowd, Home	4,096, nine times
Largest crowd, Road	9,359, at Arkansas (3/18)
Largest crowd, Neutral	5,448, vs. UNA [7] (2/21)

STARTS BY ORDER

LEADOFF

Kason Howell	15	9-6
Cole Foster	8	3-5
Bobby Peirce	7	5-1-1
Mike Bello	1	1-0
Josh Hall	1	1-0

2ND SPOT

Cole Foster	19	13-5-1
Bobby Peirce	8	3-5
Brody Moss	2	2-0
Chris Stanfield	2	1-1
Mike Bello	1	0-1

3RD SPOT

Ike Irish	17	6-11
Justin Kirby	11	10-0-1
Bryson Ware	4	3-1

CLEANUP

Ike Irish	16	13-1-1
Bryson Ware	14	4-10
Justin Kirby	3	2-1

5TH SPOT

Justin Kirby	14	6-8
Bryson Ware	11	10-0-1
Cooper McMurray	5	1-4
Nate LaRue	2	2-0

6TH SPOT

Chris Stanfield	7	4-3
Ryan Dyal	6	4-2
Cooper McMurray	5	3-2
Kason Howell	6	3-2-1
Bobby Peirce	4	3-1
Justin Kirby	2	0-2
Cole Foster	1	1-0
Gavin Miller	1	1-0

7TH SPOT

Chris Stanfield	9	6-3
Kason Howell	8	4-4
Cooper McMurray	3	2-0-1
Gavin Miller	3	1-2
Caden Green	2	1-1
Cam Hill	2	2-0
Bryson Ware	2	1-1
Ryan Dyal	1	1-0
Cole Foster	1	1-0
Brody Moss	1	0-1

8TH SPOT

Nate LaRue	17	8-8-1
Carter Wright	4	4-0
Mike Bello	2	0-2
Josh Hall	2	1-1
Cam Hill	2	1-1
Cooper McMurray	2	2-0
Brody Wortham	2	2-0
Bryson Ware	1	1-0

9TH SPOT

Caden Green	22	12-9-1
Brody Moss	4	3-1
Kason Howell	2	2-0
Nate LaRue	2	1-1
Mike Bello	1	0-1
Carter Wright	1	1-0

PITCHING NOTES

2023 BULLPEN BY NUMBERS

Total App.....	110
Saves/Opp.....	9/9
IR/IRS.....	119/52
BA Against.....	.297
ERA.....	6.80

SAVES/OPP

Will Cannon.....	3/3
Chase Allsup.....	2/2
Chase Isbell.....	2/2
John Armstrong.....	1/1
Parker Carlson.....	1/1

INHERITED RUNNERS/SCORED

Chase Allsup.....	9/4
John Armstrong.....	22/4
Tanner Bauman.....	2/1
Will Cannon.....	13/6
Parker Carlson.....	19/10
Konner Copeland.....	3/3
Zach Crotchfelt.....	4/0
Christian Herberholz.....	10/4
Trevor Horne.....	7/3
Chase Isbell.....	16/5
Cameron Keshock.....	2/2
Hayden Murphy.....	9/7
Drew Nelson.....	3/3

1ST BATTER FACED/RETIRED

Chase Allsup.....	9/5
John Armstrong.....	13/9
Tanner Bauman.....	6/4
Will Cannon.....	9/5
Parker Carlson.....	11/5
Konner Copeland.....	5/2
Zach Crotchfelt.....	5/3
Christian Herberholz.....	8/6
Trevor Horne.....	8/6
Chase Isbell.....	13/8
Cameron Keshock.....	3/0
Hayden Murphy.....	7/5
Drew Nelson.....	6/2
Ryan Olson.....	3/1
Tommy Sheehan.....	2/1
Tommy Vail.....	2/1

RELIEF ERA

Tommy Sheehan.....	0.00
Tommy Vail.....	0.00
Will Cannon.....	2.29
Parker Carlson.....	4.00
John Armstrong.....	4.26
Christian Herberholz.....	5.28
Chase Isbell.....	5.40
Tanner Bauman.....	5.79
Drew Nelson.....	7.20
Chase Allsup.....	7.30
Zach Crotchfelt.....	7.62
Trevor Horne.....	8.68
Hayden Murphy.....	10.45
Ryan Olson.....	21.60
Konner Copeland.....	22.24
Cameron Keshock.....	99.00

2023 Auburn Baseball
Team Game-by-Game for Auburn (as of Apr 09, 2023)
Pitching (All games)

Date	Opponent	ip	h	r	er	bb	so	2b	3b	hr	wp	bk	hbp	dp	ibb	score	w-l	sv	era
Feb 17	INDIANA	9.0	5	4	3	4	12	0	0	1	0	0	3	0	0	8-4	1-0	0	3.00
Feb 18	INDIANA	9.0	4	1	1	3	5	1	0	0	0	0	1	2	0	6-1	2-0	0	2.00
Feb 19	INDIANA	9.0	14	11	11	7	7	4	0	1	1	0	1	0	0	2-11	2-1	0	5.00
Feb 21	vs North Alabama	7.0	5	1	1	0	12	3	0	0	0	0	0	0	0	13-1	3-1	0	4.24
Feb 24	USC	9.0	8	3	3	6	6	2	1	0	0	0	1	1	0	5-3	4-1	1	3.98
Feb 25	USC	9.0	9	6	5	7	8	2	0	1	0	0	0	1	0	12-6	5-1	2	4.15
Feb 26	USC	9.0	15	12	12	4	6	5	0	2	2	0	1	0	0	12-12	5-1	2	5.31
Mar 01	FLORIDA A&M	7.0	7	8	6	5	14	0	0	1	0	0	1	0	0	18-8	6-1	2	5.56
Mar 03	LIPSCOMB	9.0	7	3	3	3	14	2	0	3	0	0	1	1	0	7-3	7-1	3	5.26
Mar 04	LIPSCOMB	9.0	16	11	11	3	11	1	0	4	0	0	0	0	0	12-11	8-1	3	5.86
Mar 05	LIPSCOMB	9.0	6	3	3	4	7	0	0	1	3	0	1	0	0	4-3	9-1	3	5.59
Mar 07	UAB	9.0	3	1	1	3	11	0	0	0	1	0	0	0	0	4-1	10-1	4	5.19
Mar 08	at Jacksonville Stat	9.0	7	3	2	4	13	3	0	0	2	0	0	0	0	6-3	11-1	5	4.94
Mar 10	SOUTHEASTERN	9.0	7	1	1	3	7	1	0	0	1	0	4	0	0	7-1	12-1	6	4.65
Mar 11	SOUTHEASTERN	9.0	14	8	6	4	9	1	0	1	1	0	0	1	0	3-8	12-2	6	4.74
Mar 11	SOUTHEASTERN	9.0	13	8	7	3	9	4	0	0	2	0	2	0	0	7-8	12-3	6	4.89
Mar 14	GEORGIA TECH	12.0	22	11	11	1	12	8	0	0	0	0	1	2	0	12-11	13-3	6	5.15
*Mar 17	at Arkansas	8.0	8	7	6	7	11	1	0	1	0	0	1	0	0	2-7	13-4	6	5.23
*Mar 18	at Arkansas	8.0	9	9	6	3	9	3	0	1	0	0	1	0	0	3-9	13-5	6	5.30
*Mar 19	at Arkansas	8.0	9	5	5	3	8	2	0	1	0	0	3	2	0	0-5	13-6	6	5.32
Mar 21	vs South Alabama	9.0	6	5	5	3	4	0	0	3	2	0	1	0	0	6-5	14-6	7	5.30
*Mar 23	GEORGIA	11.0	10	6	6	4	10	3	0	0	1	0	0	0	0	7-6	15-6	7	5.28
*Mar 24	GEORGIA	9.0	10	3	2	5	7	2	0	1	2	0	2	1	0	6-3	16-6	8	5.14
*Mar 25	GEORGIA	8.0	20	24	22	9	10	3	0	3	2	0	2	0	0	7-24	16-7	8	5.87
Mar 28	NORTH ALABAMA	7.0	3	1	1	1	7	1	0	0	0	0	0	0	0	14-1	17-7	8	5.73
*Mar 31	at Florida	9.0	6	1	1	6	7	2	0	0	0	0	3	2	0	10-1	18-7	8	5.54
*Apr 1	at Florida	8.0	19	12	9	4	7	2	1	1	1	0	1	0	0	5-12	18-8	8	5.70
*Apr 02	at Florida	8.0	12	17	16	13	12	4	0	2	0	0	3	0	1	8-17	18-9	8	6.10
Apr 04	at UAB	8.1	11	6	6	5	9	1	0	0	2	0	1	0	1	5-6	18-10	8	6.11
*Apr 06	TEXAS A&M	9.0	11	9	9	5	9	3	0	3	3	0	1	1	0	5-9	18-11	8	6.21
*Apr 07	TEXAS A&M	9.0	12	9	9	13	8	1	0	3	1	1	0	3	0	10-9	19-11	9	6.30
*Apr 07	TEXAS A&M	9.0	14	12	11	12	7	2	0	0	4	0	0	3	0	6-12	19-12	9	6.45
Totals		280.1	322	221	201	157	288	67	2	34	31	1	36	20	2	232-221	19-12	9	6.45

AUBURN STARTING PITCHER BREAKDOWN

Starter	GS	Quality Starts	Run Support	RS/Start	Auburn Record
Vail	7	--	36	5.1	5-2
Copeland	4	--	9	2.3	2-2
Crotchfelt	4	--	5	1.2	1-3
Bauman	3	--	4	1.3	3-0
Herberholz	3	--	12	4.0	2-1
Nelson	3	1	19	6.3	2-1
Cannon	2	--	13	6.5	1-1
Allsup	2	--	1	0.5	2-0
Armstrong	1	--	3	3.0	0-1
Gonzalez	1	--	4	4.0	1-0
Isbell	1	--	0	0.0	0-0-1
Sheehan	1	--	0	0.0	0-1

Auburn Overall Rankings			Auburn SEC-Only Rankings		
Category	Rank	No.	Category	Rank	No.
ERA	13th	6.45	ERA	13th	8.83
Opp BA	14th	.287	Opp BA	14th	.326
Hits Allowed	14th	322	Hits Allowed	14th	140
Walks	12th	157	Walks	14th	84
Strikeouts	12th	288	Strikeouts	T-9th	105

AUBURN PITCHING BREAKDOWN

STARTERS	W-L	ERA	IP	H	R	ER	BB	K	HR	AVG	HOME	W-L	ERA	IP	H	R	ER	BB	K	HR	AVG
	6-8	5.89	107.0	115	79	70	56	108	18	.271		15-6	6.55	198.0	230	155	144	109	196	25	.290
RELIEVERS	13-4	6.80	173.1	207	142	131	101	180	16	.297	ROAD	2-6	6.92	66.1	81	60	51	45	76	6	.300
TOTALS	19-12	6.45	280.1	322	221	201	157	288	34	.287	NEUT.	2-0	3.38	16.0	11	6	6	3	16	3	.183

HITTING NOTES

2023 MULTI-HIT GAMES

	2	3	4	5+	Total
Ike Irish	13	3	2	-	18
Bryson Ware	9	4	-	-	13
Cole Foster	5	3	2	-	10
Justin Kirby	7	-	1	-	8
Kason Howell	6	2	-	-	8
Bobby Peirce	4	2	-	-	6
Chris Stanfield	6	-	-	-	6
Caden Green	4	-	-	-	4
Cooper McMurray	1	1	-	-	2
Mike Bello	1	-	-	-	1
Josh Hall	-	1	-	-	1
Gavin Miller	1	-	-	-	1
Brody Moss	1	-	-	-	1
Carter Wright	1	-	-	-	1

CAREER AUBURN MULTI-HIT GAMES

	2	3	4	5+	Total
Kason Howell	43	18	1	-	62
Bryson Ware	20	8	-	-	28
Cole Foster	12	5	3	-	20
Ike Irish	13	3	2	-	18
Cam Hill	13	4	-	-	17
Bobby Peirce	11	5	-	-	16
Nate LaRue	8	1	-	-	9
Justin Kirby	7	-	1	-	8
Ryan Dyal	7	-	-	-	7
Josh Hall	5	2	-	-	7
Mike Bello	4	2	-	-	6
Chris Stanfield	6	-	-	-	6
Caden Green	4	-	-	-	4
Cooper McMurray	1	1	-	-	2
Gavin Miller	1	-	-	-	1
Brody Moss	1	-	-	-	1
Carter Wright	1	-	-	-	1

2023 MULTI-RBI GAMES

	2	3	4	5+	Total
Bryson Ware	5	7	-	-	12
Ike Irish	4	2	1	1	8
Justin Kirby	2	3	-	1	6
Cole Foster	3	1	1	-	5
Kason Howell	3	-	1	-	4
Cooper McMurray	4	2	1	-	7
Chris Stanfield	5	-	-	-	5
Bobby Peirce	2	2	-	-	4
Josh Hall	2	-	-	-	2
Carter Wright	2	-	-	-	2
Caden Green	1	-	-	-	1
Cam Hill	1	-	-	-	1
Gavin Miller	1	-	-	-	1
Brody Moss	1	-	-	-	1

CAREER AUBURN MULTI-RBI GAMES

	2	3	4	5+	Total
Kason Howell	14	7	1	1	23
Bryson Ware	12	7	2	2	23
Cole Foster	8	3	2	1	14
Cam Hill	7	3	1	-	11
Nate LaRue	9	1	-	1	11
Bobby Peirce	8	4	-	-	12
Ryan Dyal	5	3	1	-	9
Ike Irish	4	2	1	1	8
Cooper McMurray	4	2	1	-	7
Justin Kirby	2	3	-	1	6
Josh Hall	4	1	-	-	5
Chris Stanfield	5	-	-	-	5
Mike Bello	3	-	-	-	3
Carter Wright	2	-	-	-	2
Caden Green	1	-	-	-	1
Gavin Miller	1	-	-	-	1
Brody Moss	1	-	-	-	1

CAREER AUBURN STARTS

	Career	Consec.
Kason Howell	220	19
Bryson Ware	92	32
Cole Foster	85	15
Nate LaRue	77	-
Cam Hill	60	-
Ryan Dyal	56	-
Bobby Peirce	59	11
Mike Bello	32	1
Ike Irish	32	32
Justin Kirby	30	-
Caden Green	24	11
Josh Hall	19	-
Chris Stanfield	18	2
Cooper McMurray	15	8
Brody Moss	7	-
Carter Wright	5	-
Gavin Miller	4	-
Brody Wortham	2	-

TEAM NOTES

Auburn Overall SEC Rankings			Auburn SEC-Only Rankings		
Category	Rank	No.	Category	Rank	No.
Avg.	10th	.291	Avg.	12th	.244
Hits	6th	317	Hits	T-9th	99
2B	1st	74	2B	T-2nd	24
HR	11th	41	HR	T-7th	16
BB	9th	166	BB	T-10th	52

2023 AUBURN HOME RUNS

No.	Player (#)	Opponent (Date)	On	Outs	Inn.	Pitcher
1	Justin Kirby (1)	Indiana (2/17)	1	0	4	Levy (R)
2	Justin Kirby (2)	Indiana (2/19)	0	0	8	Kraft (L)
3	Bobby Peirce (1)	North Alabama (2/21)	0	1	5	Malecha (R)
4	Bryson Ware (1)	North Alabama (2/21)	1	0	6	Malecha (R)
5	Justin Kirby (3)	USC (2/24)	0	2	7	Blum (R)
6	Bryson Ware (2)	USC (2/25)	1	2	8	Wisch (R)
7	Cooper McMurray (1)	USC (2/25)	1	2	8	Wisch (R)
8	Bryson Ware (3)	USC (2/26)	0	2	1	Hammond (R)
9	Justin Kirby (4)	USC (2/26)	2	2	2	Hammond (R)
10	Justin Kirby (5)	USC (2/26)	3	0	5	Sodersten (R)
11	Justin Kirby (6)	Florida A&M (3/1)	2	0	1	Tease (R)
12	Cooper McMurray (2)	Florida A&M (3/1)	2	0	1	Tease (R)
13	Cole Foster (1)	Florida A&M (3/1)	2	0	1	Langely (R)
14	Bryson Ware (4)	Lipscomb (3/3)	0	0	4	Dunkleberger (L)
15	Bryson Ware (5)	Lipscomb (3/4)	1	0	8	Kantola (R)
16	Bryson Ware (6)	Lipscomb (3/5)	2	2	8	Thompson (L)
17	Bryson Ware (7)	UAB (3/7)	1	1	4	Haines (R)
18	Cole Foster (2)	Southeastern (3/10)	2	2	6	Robb (R)
19	Chris Stanfield (1)	Southeastern (3/11)	1	1	2	Kinzeler (R)
20	Kason Howell (1)	Southeastern (3/11)	0	0	6	Landry (R)
21	Justin Kirby (7)	Georgia Tech (3/14)	1	0	5	Finateri (R)
22	Kason Howell (2)	at Arkansas (3/17)	0	2	3	Hollan (L)
23	Bryson Ware (8)	at Arkansas (3/18)	0	0	4	McEntire (R)
24	Bryson Ware (9)	at Arkansas (3/19)	0	0	6	McEntire (R)
25	Kason Howell (3)	vs. South Alabama (3/21)	2	1	3	Knowlton (R)
26	Caden Green (1)	Georgia (3/23)	0	1	5	Rhadans (R)
27	Bryson Ware (10)	Georgia (3/23)	0	0	6	Rhadans (R)
28	Ike Irish (1)	Georgia (3/24)	0	0	5	Woods (L)
29	Justin Kirby (8)	Georgia (3/24)	2	2	6	Woods (L)
30	Bryson Ware (11)	Georgia (3/25)	2	0	6	Rhadans (R)
31	Cole Foster (3)	North Alabama (3/28)	0	0	1	Brown (R)
32	Bryson Ware (12)	North Alabama (3/28)	0	2	3	Howard (R)
33	Ike Irish (2)	North Alabama (3/28)	2	1	5	Agosto (R)
34	Ike Irish (3)	at Florida (3/31)	1	1	1	Sproat (R)
35	Bryson Ware (13)	at Florida (3/31)	0	0	9	Jameson (R)
36	Bobby Peirce (2)	at Florida (4/1)	1	0	3	Waldrep (R)
37	Cooper McMurray (3)	at Florida (4/2)	0	0	2	Caglianone (L)
38	Caden Green (2)	at Florida (4/2)	1	0	4	Caglianone (L)
39	Bryson Ware (14)	at Florida (4/2)	2	2	5	Fisher (L)
40	Cooper McMurray (4)	Texas A&M (4/7)	2	2	1	Lamkin (L)
41	Cooper McMurray (5)	Texas A&M (4/7)	0	0	5	Sexton (R)

AUBURN CAREER HOME RUN BREAKDOWN

	1R	2R	3R	GS	Career	Home	Road	Last
Bello	1	--	--	--	1	--	1	3/26/22
Dyal	3	3	--	1	7	6	1	3/17/22
Foster	5	2	4	1	12	9	3	3/28/23
Green	1	1	--	--	2	1	1	4/2/23
Hill	2	3	--	1	6	6	--	6/4/22
Howell	6	3	3	--	12	4	8	3/21/23
Irish	1	1	1	--	3	2	1	3/31/23
Kirby	2	2	3	1	8	8	--	3/24/23
LaRue	5	3	--	--	8	6	2	6/3/22
McMurray	2	1	2	--	5	4	1	4/7/23
Peirce	8	2	1	--	11	5	6	2/21/23
Stanfield	--	1	--	--	1	1	--	3/11/23
Ware	9	8	3	1	21	14	7	4/2/23

AUBURN HITTING STREAKS

	Current	'23	Career
Mike Bello	-	1	6
Ryan Dyal	-	3	4
Cole Foster	6	11	11
Caden Green	2	4	4
Josh Hall	-	1	4
Cam Hill	-	2	8
Kason Howell	3	6	9
Ike Irish	-	10	10
Justin Kirby	3	5	5
Nate LaRue	-	5	5
C. McMurray	-	6	6
Gavin Miller	-	2	2
Brody Moss	-	1	2
Bobby Peirce	8	8	11
Chris Stanfield	2	5	5
Bryson Ware	16	16	16
Brody Wortham	-	1	1
Carter Wright	2	2	2

AUBURN REACHED BASE STREAKS

	Current	'23	Career
Mike Bello	-	2	8
Ryan Dyal	-	3	15
Cole Foster	11	15	15
Caden Green	5	5	5
Josh Hall	-	1	5
Cam Hill	-	2	8
Kason Howell	12	12	23
Ike Irish	1	11	11
Justin Kirby	18	18	18
Nate LaRue	-	6	7
C. McMurray	-	14	14
Gavin Miller	-	4	4
Brody Moss	-	3	3
Bobby Peirce	8	8	20
Chris Stanfield	2	7	7
Bryson Ware	33	32	33
Brody Wortham	-	2	2
Carter Wright	5	5	5

BUNT HITS

Player	No.
Jason Hall.....	2
Kason Howell.....	2
Bryson Ware.....	2
Ike Irish.....	1
TOTAL	7

SAC BUNTS

Player	No.
Caden Green.....	3
Bryson Ware.....	3
Cole Foster.....	1
TOTAL	7

SAC FLIES

Player	No.
Bryson Ware.....	3
Ike Irish.....	2
Bobby Peirce.....	2
Mike Bello.....	1
Cole Foster.....	1
Caden Green.....	1
Kason Howell.....	1
Nate LaRue.....	1
Cooper McMurray.....	1
Brody Moss.....	1
Carter Wright.....	1
TOTAL	15

OUTFIELD ASSISTS

Player	No.
Bobby Peirce.....	3
Chris Stanfield.....	2
Josh Hall.....	1
Kason Howell.....	1
Justin Kirby.....	1
TOTAL	8

PINCH HITS

Player	No.
Cooper McMurray.....	2
Gavin Miller.....	2
Chris Stanfield.....	2
Mike Bello.....	1
Cam Hill.....	1
Brody Wortham.....	1
TOTAL	9

AUBURN 2023 GAME-BY-GAME STARTING LINEUPS

DATE	OPP	1	2	3	4	5	6	7	8	9	SP
2/17	Indiana	Peirce	Foster	Irish	Kirby	LaRue	McMurray	Howell	Ware	Green	Allsup
2/18	Indiana	Peirce	Foster	Irish	Kirby	LaRue	Howell	Ware	Wortham	Green	Gonzalez
2/19	Indiana	Peirce	Foster	Irish	Kirby	McMurray	Howell	Ware	LaRue	Green	Nelson
2/21	vs. North Alabama	Peirce	Moss	Kirby	Irish	Ware	Dyal	Foster	Hill	Howell	Copeland
2/24	USC	Peirce	Moss	Kirby	Irish	Ware	Foster	Hill	LaRue	Howell	Allsup
2/25	USC	Peirce	Foster	Kirby	Irish	Ware	Howell	McMurray	LaRue	Moss	Herberholz
2/26	USC	Peirce	Foster	Kirby	Irish	Ware	Howell	McMurray	LaRue	Green	Isbell
3/1	Florida A&M	Hall	Foster	Kirby	Irish	Ware	Dyal	Howell	McMurray	Moss	Vail
3/3	Lipscomb	Howell	Foster	Kirby	Irish	Ware	Stanfield	McMurray	LaRue	Green	Bauman
3/4	Lipscomb	Howell	Foster	Kirby	Irish	Ware	Dyal	Stanfield	McMurray	Green	Herberholz
3/5	Lipscomb	Howell	Foster	Kirby	Irish	Ware	Stanfield	Hill	LaRue	Green	Crotchfelt
3/7	UAB	Howell	Foster	Kirby	Irish	Ware	Peirce	Stanfield	LaRue	Moss	Vail
3/8	at Jacksonville State	Bello	Foster	Kirby	Irish	Ware	Dyal	Stanfield	Wright	Green	Copeland
3/10	Southeastern	Howell	Foster	Kirby	Irish	Ware	Stanfield	Dyal	LaRue	Green	Bauman
3/11	Southeastern	Howell	Bello	Irish	Ware	Kirby	Stanfield	Moss	LaRue	Green	Crotchfelt
3/11	Southeastern	Howell	Stanfield	Irish	Ware	Kirby	Dyal	Miller	Hill	Green	Herberholz
3/14	Georgia Tech	Howell	Stanfield	Irish	Ware	Kirby	Miller	Green	Hall	LaRue	Vail
3/17	at Arkansas*	Howell	Foster	Irish	Ware	Kirby	Stanfield	Green	Hall	LaRue	Vail
3/18	at Arkansas*	Howell	Foster	Irish	Ware	Kirby	Dyal	Stanfield	Bello	Moss	Crotchfelt
3/19	at Arkansas*	Howell	Foster	Irish	Ware	Kirby	Stanfield	Miller	LaRue	Bello	Copeland
3/21	vs. South Alabama	Howell	Foster	Irish	Ware	Kirby	Stanfield	Miller	Wortham	Wright	Nelson
3/23	Georgia*	Howell	Foster	Ware	Irish	Kirby	Peirce	Stanfield	LaRue	Green	Vail
3/24	Georgia*	Howell	Foster	Ware	Irish	Kirby	Peirce	Stanfield	Wright	Green	Bauman
3/25	Georgia*	Howell	Foster	Ware	Irish	Kirby	Peirce	Stanfield	LaRue	Green	Crotchfelt
3/28	North Alabama	Foster	Peirce	Ware	Irish	Kirby	McMurray	Howell	Wright	Green	Nelson
3/31	at Florida*	Foster	Peirce	Irish	Ware	Kirby	McMurray	Howell	LaRue	Green	Cannon
4/1	at Florida*	Foster	Peirce	Irish	Ware	Kirby	McMurray	Howell	LaRue	Green	Armstrong
4/2	at Florida*	Foster	Peirce	Irish	Ware	Kirby	McMurray	Howell	LaRue	Green	Vail
4/4	at UAB	Foster	Peirce	Irish	Ware	McMurray	Kirby	Howell	LaRue	Green	Copeland
4/6	Texas A&M*	Foster	Peirce	Irish	Ware	McMurray	Kirby	Howell	LaRue	Green	Cannon
4/7	Texas A&M*	Foster	Peirce	Irish	Ware	McMurray	Howell	Stanfield	Wright	Green	Vail
4/7	Texas A&M*	Foster	Peirce	Irish	Ware	McMurray	Howell	Stanfield	Bello	Green	Sheehan
4/11	at Georgia Tech										
4/14	at Alabama*										
4/15	at Alabama*										
4/16	at Alabama*										
4/18	Samford										
4/21	Mississippi State*										
4/22	Mississippi State*										
4/23	Mississippi State*										
4/25	Troy										
4/28	at South Carolina*										
4/29	at South Carolina*										
4/30	at South Carolina*										
5/5	LSU*										
5/6	LSU*										
5/7	LSU*										
5/9	vs. Samford										
5/11	at Ole Miss*										
5/12	at Ole Miss*										
5/13	at Ole Miss*										
5/16	Jacksonville State										
5/18	Missouri*										
5/19	Missouri*										
5/20	Missouri*										

* - SEC Game

AUBURN 2023 GAME-BY-GAME STARTERS

DATE	OPP	SP	C	1B	2B	3B	SS	LF	CF	RF	DH
2/17	Indiana	Allsup	LaRue	McMurray	Green	Ware	Foster	Peirce	Howell	Kirby	Irish
2/18	Indiana	Gonzalez	LaRue	Wortham	Green	Ware	Foster	Peirce	Howell	Kirby	Irish
2/19	Indiana	Nelson	LaRue	McMurray	Green	Ware	Foster	Peirce	Howell	Kirby	Irish
2/21	vs. North Alabama	Copeland	Dyal	Hill	Moss	Ware	Foster	Peirce	Howell	Kirby	Irish
2/24	USC	Allsup	LaRue	Hill	Moss	Ware	Foster	Peirce	Howell	Kirby	Irish
2/25	USC	Herberholz	LaRue	McMurray	Moss	Ware	Foster	Peirce	Howell	Kirby	Irish
2/26	USC	Isbell	LaRue	McMurray	Green	Ware	Foster	Peirce	Howell	Kirby	Irish
3/1	Florida A&M	Vail	Dyal	McMurray	Moss	Ware	Foster	Hall	Howell	Kirby	Irish
3/3	Lipscomb	Bauman	LaRue	McMurray	Green	Ware	Foster	Stanfield	Howell	Kirby	Irish
3/4	Lipscomb	Herberholz	Dyal	McMurray	Green	Ware	Foster	Stanfield	Howell	Kirby	Irish
3/5	Lipscomb	Crotchfelt	LaRue	Hill	Green	Ware	Foster	Stanfield	Howell	Kirby	Irish
3/7	UAB	Vail	LaRue	Irish	Moss	Ware	Foster	Stanfield	Howell	Kirby	Peirce
3/8	at Jacksonville State	Copeland	Wright	Irish	Green	Ware	Foster	Bello	Stanfield	Kirby	Dyal
3/10	Southeastern	Bauman	LaRue	Irish	Green	Ware	Foster	Stanfield	Howell	Kirby	Dyal
3/11	Southeastern	Crotchfelt	LaRue	Irish	Moss	Ware	Green	Stanfield	Howell	Kirby	Bello
3/11	Southeastern	Herberholz	Dyal	Irish	Ware	Miller	Green	Stanfield	Howell	Kirby	Hill
3/14	Georgia Tech	Vail	LaRue	Irish	Ware	Miller	Green	Stanfield	Howell	Hall	Kirby
3/17	at Arkansas*	Vail	LaRue	Irish	Green	Ware	Foster	Stanfield	Howell	Hall	Kirby
3/18	at Arkansas*	Crotchfelt	Dyal	Irish	Moss	Ware	Foster	Stanfield	Howell	Kirby	Bello
3/19	at Arkansas*	Copeland	LaRue	Irish	Ware	Miller	Foster	Stanfield	Howell	Kirby	Bello
3/21	vs. South Alabama	Nelson	Wright	Wortham	Ware	Miller	Foster	Stanfield	Howell	Kirby	Irish
3/23	Georgia*	Vail	LaRue	Irish	Green	Ware	Foster	Stanfield	Howell	Kirby	Peirce
3/24	Georgia*	Bauman	Wright	Irish	Green	Ware	Foster	Stanfield	Howell	Kirby	Peirce
3/25	Georgia*	Crotchfelt	LaRue	Irish	Green	Ware	Foster	Stanfield	Howell	Kirby	Peirce
3/28	North Alabama	Nelson	Wright	McMurray	Green	Ware	Foster	Peirce	Howell	Kirby	Irish
3/31	at Florida*	Cannon	LaRue	McMurray	Green	Ware	Foster	Peirce	Howell	Kirby	Irish
4/1	at Florida*	Armstrong	LaRue	McMurray	Green	Ware	Foster	Peirce	Howell	Kirby	Irish
4/2	at Florida*	Vail	LaRue	McMurray	Green	Ware	Foster	Peirce	Howell	Kirby	Irish
4/4	at UAB	Copeland	LaRue	McMurray	Green	Ware	Foster	Peirce	Howell	Kirby	Irish
4/6	Texas A&M*	Cannon	LaRue	McMurray	Green	Ware	Foster	Peirce	Howell	Kirby	Irish
4/7	Texas A&M*	Vail	Wright	McMurray	Green	Ware	Foster	Stanfield	Howell	Peirce	Irish
4/7	Texas A&M*	Sheehan	Irish	McMurray	Green	Ware	Foster	Stanfield	Howell	Peirce	Bello
4/11	at Georgia Tech										
4/14	at Alabama*										
4/15	at Alabama*										
4/16	at Alabama*										
4/18	Samford										
4/21	Mississippi State*										
4/22	Mississippi State*										
4/23	Mississippi State*										
4/25	Troy										
4/28	at South Carolina*										
4/29	at South Carolina*										
4/30	at South Carolina*										
5/5	LSU*										
5/6	LSU*										
5/7	LSU*										
5/9	vs. Samford										
5/11	at Ole Miss*										
5/12	at Ole Miss*										
5/13	at Ole Miss*										
5/16	Jacksonville State										
5/18	Missouri*										
5/19	Missouri*										
5/20	Missouri*										

* - SEC Game

OVERALL STATS



**2023 Auburn Baseball
Overall Statistics for Auburn (as of Apr 07, 2023)
(All games Sorted by Batting avg)**



Record: 19-12-1 Home: 15-6-1 Away: 2-6 Neutral: 2-0 SEC: 4-8

Player	avg	gp-gs	ab	r	h	2b	3b	hr	rbi	tb	slg%	bb	hp	so	gdp	ob%	sf	sh	sb-att	po	a	e	fld%	
8 Ware, Bryson	.385	32-32	122	35	47	9	1	14	40	100	.820	13	6	24	4	.458	3	3	4-4	19	52	5	.934	
18 Irish, Ike	.377	32-32	130	26	49	16	1	3	32	76	.585	16	2	27	6	.447	2	0	1-1	100	3	3	.972	
7 Foster, Cole	.355	29-29	110	31	39	8	0	3	23	56	.509	22	3	20	0	.471	1	1	1-3	32	76	3	.973	
3 Stanfield, Chris	.314	25-18	70	9	22	4	2	1	14	33	.471	6	3	15	1	.392	0	0	2-2	34	2	0	1.000	
27 Peirce, Bobby	.311	20-19	74	19	23	3	1	2	14	34	.459	6	2	10	1	.369	2	0	0-0	35	3	2	.950	
26 McMurray, Cooper	.298	17-15	47	13	14	4	0	5	19	33	.702	16	3	19	0	.493	1	0	0-0	97	3	1	.990	
14 Kirby, Justin	.268	30-30	112	24	30	8	1	8	26	64	.571	25	3	39	0	.414	0	0	6-6	51	1	0	1.000	
5 Howell, Kason	.262	31-31	122	25	32	15	0	3	14	56	.459	13	4	25	1	.350	1	0	3-3	78	1	0	1.000	
1 Green, Caden	.250	27-24	76	17	19	4	0	2	9	29	.382	14	2	17	3	.376	1	3	1-2	38	54	3	.968	
24 LaRue, Nate	.136	23-21	66	7	9	1	0	0	4	10	.152	8	1	29	0	.237	1	0	3-4	183	14	2	.990	

11 Miller, Gavin	.273	14-4	22	3	6	2	0	0	2	8	.364	4	3	8	0	.448	0	0	0-0	4	12	2	.889	
2 Hall, Josh	.267	17-3	15	4	4	0	0	0	4	4	.267	3	0	6	0	.389	0	0	1-1	5	1	0	1.000	
16 Hill, Cam	.250	7-4	12	1	3	0	0	0	2	3	.250	4	0	3	2	.438	0	0	0-0	19	0	0	1.000	
6 Dyal, Ryan	.240	11-7	25	4	6	0	0	0	3	6	.240	3	2	4	0	.367	0	0	0-0	43	4	1	.979	
4 Wright, Carter	.174	14-5	23	2	4	0	0	0	6	4	.174	4	2	4	2	.333	1	0	0-0	49	11	0	1.000	
31 Bello, Mike	.167	14-5	30	4	5	0	0	0	3	5	.167	2	0	8	0	.212	1	0	0-0	10	0	0	1.000	
9 Moss, Brody	.167	9-7	18	4	3	0	0	0	4	3	.167	5	1	4	0	.360	1	0	0-0	8	10	1	.947	
10 Wortham, Brody	.118	12-2	17	4	2	0	0	0	2	2	.118	2	1	3	0	.250	0	0	0-0	29	2	1	.969	
Totals	.291	32	1091	232	317	74	6	41	221	526	.482	166	38	265	20	.398	15	7	22-26	841	277	27	.976	
Opponents	.287	32	1122	221	322	67	2	34	209	495	.441	157	36	288	14	.388	13	9	27-32	814	271	24	.978	

LOB - Team (271), Opp (275). DPs turned - Team (20), Opp (23). IBB - Team (5), Ware, B. 3, Irish, I. 1, Foster, C. 1, Opp (2). Picked off - LaRue, N. 1.

(All games Sorted by Earned run avg)

Player	era	w-l	app	gs	cg	sho	sv	ip	h	r	er	bb	so	2b	3b	hr	b/avg	wp	hp	bks	sfa	sha		
33 Cannon, Will	2.70	2-0	11	2	0	0/0	3	26.2	28	10	8	14	26	8	0	1	.280	2	4	0	2	1		
25 Bauman, Tanner	4.97	2-1	9	3	0	0/0	0	29.0	29	17	16	15	27	5	1	4	.261	3	6	0	2	2		
41 Armstrong, John	5.20	6-1	14	1	0	0/0	1	27.2	30	20	16	11	24	4	0	4	.268	3	5	1	1	1		
21 Vail, Tommy	5.28	2-1	9	7	0	0/0	0	30.2	19	19	18	21	37	4	0	3	.176	0	2	0	0	0		
12 Nelson, Drew	5.40	2-2	9	3	1	0/0	0	21.2	14	14	13	13	22	6	0	1	.184	4	4	0	3	0		
77 Crotchfelt, Zach	6.35	0-2	9	4	0	0/0	0	28.1	32	25	20	16	27	5	1	5	.281	4	1	0	0	0		
29 Herberholz, Christia	6.39	0-2	11	3	0	0/0	0	25.1	36	21	18	11	22	11	0	4	.343	4	0	0	1	2		

45 Gonzalez, Joseph	0.00	1-0	1	1	0	0/0	0	5.0	2	0	0	0	1	1	0	0	.125	0	0	0	0	0		
23 Carlson, Parker	4.00	1-0	11	0	0	0/0	1	9.0	13	6	4	8	14	1	0	0	.317	1	2	0	1	0		
46 Allsup, Chase	6.50	0-0	11	2	0	0/0	2	18.0	27	14	13	13	21	5	0	2	.346	4	3	0	1	2		
43 Isbell, Chase	7.56	2-1	14	1	0	0/0	2	16.2	17	14	14	8	26	1	0	4	.258	1	1	0	0	0		
17 Horne, Trevor	8.68	0-0	8	0	0	0/0	0	9.1	10	9	9	6	9	0	0	1	.263	1	0	0	0	0		
22 Murphy, Hayden	10.45	0-0	7	0	0	0/0	0	10.1	19	12	12	5	3	4	0	3	.388	2	1	0	1	1		
54 Copeland, Konner	11.21	1-1	9	4	0	0/0	0	17.2	30	22	22	7	19	10	0	2	.385	0	3	0	1	0		
20 Sheehan, Tommy	11.57	0-1	3	1	0	0/0	0	2.1	3	3	3	5	6	0	0	0	.300	1	1	0	0	0		
44 Olson, Ryan	21.60	0-0	3	0	0	0/0	0	1.2	6	4	4	2	3	0	0	0	.600	0	0	0	0	0		
47 Keshock, Cameron	99.00	0-0	3	0	0	0/0	0	1.0	7	11	11	2	1	2	0	0	.700	1	3	0	0	0		
Totals	6.45	19-12	32	32	1	0/0	9	280.1	322	221	201	157	288	67	2	34	.287	31	36	1	13	9		
Opponents	7.23	12-19	32	32	0	1/1	6	271.1	317	232	218	166	265	74	6	41	.291	28	38	2	15	7		

PB - Team (6), Wright, C. 3, LaRue, N. 3, Opp (2). Pickoffs - Team (6), LaRue, N. 4, Crotchfelt, Z 1, Cannon, W. 1, Opp (1). SBA/ATT - LaRue, N. (17-20), Irish, I. (5-5), Nelson, D. (5-5), Crotchfelt, Z (3-5), Horne, T. (3-3), Herberholz, C (1-3), Dyal, R. (3-3), Carlson, P. (3-3), Cannon, W. (2-3), Wright, C. (2-3), Olson, R. (2-2), Isbell, C. (2-2), Allsup, C. (2-2), Vail, T. (1-1), Bauman, T. (1-1), Sheehan, T. (1-1), Murphy, H. (1-1).

SEC STATS



2023 Auburn Baseball
Conference statistics for Auburn (as of Apr 07, 2023)
(SEC games only Sorted by Batting avg)



Record: 4-8 Home: 3-3 Away: 1-5 SEC: 4-8

Player	avg	gp-gs	ab	r	h	2b	3b	hr	rbi	tb	slg%	bb	hp	so	gdp	ob%	sf	sh	sb-att	po	a	e	fld%	
26 McMurray, Cooper	.381	8-6	21	4	8	3	0	3	11	20	.952	7	1	9	0	.533	1	0	0-0	33	2	0	1.000	
8 Ware, Bryson	.347	12-12	49	15	17	2	0	6	17	37	.755	2	3	11	2	.407	0	1	1-1	8	20	3	.903	
27 Peirce, Bobby	.286	9-9	35	10	10	1	1	1	4	16	.457	5	1	7	1	.390	0	0	0-0	16	3	1	.950	
1 Green, Caden	.250	10-10	28	6	7	1	0	2	6	14	.500	5	0	8	1	.353	1	2	0-0	20	17	1	.974	
7 Foster, Cole	.244	12-12	45	12	11	5	0	0	2	16	.356	10	2	10	0	.404	0	0	0-0	16	31	1	.979	
18 Irish, Ike	.239	12-12	46	6	11	3	0	2	9	20	.435	6	2	12	2	.345	1	0	0-0	60	1	3	.953	
14 Kirby, Justin	.231	10-10	39	2	9	1	0	1	5	13	.333	5	1	18	0	.333	0	0	3-3	20	0	0	1.000	
5 Howell, Kason	.229	12-12	48	9	11	5	0	1	3	19	.396	5	1	8	1	.315	0	0	3-3	28	1	0	1.000	
24 LaRue, Nate	.217	8-8	23	3	5	1	0	0	0	6	.261	2	1	10	0	.308	0	0	0-1	63	4	1	.985	
3 Stanfield, Chris	.194	11-8	31	2	6	1	0	0	4	7	.226	3	0	9	0	.265	0	0	0-0	11	2	0	1.000	

6 Dyal, Ryan	.200	3-1	5	0	1	0	0	0	0	1	.200	0	1	1	0	.333	0	0	0-0	12	0	0	1.000	
4 Wright, Carter	.167	5-2	6	0	1	0	0	0	3	1	.167	2	1	0	0	.400	1	0	0-0	18	5	0	1.000	
11 Miller, Gavin	.111	8-1	9	0	1	1	0	0	0	2	.222	0	2	4	0	.273	0	0	0-0	1	3	0	1.000	
31 Bello, Mike	.077	5-3	13	0	1	0	0	0	0	1	.077	0	0	4	0	.077	0	0	0-0	1	0	0	1.000	
2 Hall, Josh	.000	3-1	4	0	0	0	0	0	0	0	.000	0	0	1	0	.000	0	0	0-0	2	0	0	1.000	
10 Wortham, Brody	.000	2-0	2	0	0	0	0	0	0	0	.000	0	0	1	0	.000	0	0	0-0	0	1	0	1.000	
9 Moss, Brody	.000	2-1	2	0	0	0	0	0	0	0	.000	0	0	1	0	.000	0	0	0-0	2	0	0	1.000	
Totals	.244	12	406	69	99	24	1	16	64	173	.426	52	16	114	7	.349	4	3	7-8	312	98	11	.974	
Opponents	.326	12	429	114	140	28	1	16	108	218	.508	84	17	105	9	.450	6	2	8-12	320	102	6	.986	

LOB - Team (92), Opp (112). DPs turned - Team (12), Opp (9). IBB - Team (1), Irish, I. 1, Opp (1). Picked off - LaRue, N. 1.

(SEC games only Sorted by Earned run avg)

Player	era	w-l	app	gs	cg	sho	sv	ip	h	r	er	bb	so	2b	3b	hr	b/avg	wp	hp	bks	sfa	sha		
33 Cannon, Will	2.45	1-0	4	2	0	0/0	0	14.2	13	4	4	8	12	4	0	0	.250	1	2	0	1	0		
29 Herberholz,Christia	3.18	0-0	5	0	0	0/0	0	11.1	11	5	4	5	9	3	0	1	.268	0	0	0	0	1		
25 Bauman, Tanner	7.62	1-1	4	1	0	0/0	0	13.0	13	11	11	9	11	2	0	3	.265	3	3	0	1	0		
41 Armstrong, John	7.71	2-1	4	1	0	0/0	0	9.1	20	12	8	5	8	3	0	1	.426	1	2	1	1	0		
77 Crotchfelt, Zach	9.00	0-2	5	2	0	0/0	0	12.0	19	17	12	7	11	3	1	4	.345	1	1	0	0	0		
21 Vail, Tommy	9.37	0-1	4	4	0	0/0	0	16.1	17	18	17	15	19	3	0	3	.270	0	2	0	0	0		

12 Nelson, Drew	4.76	0-1	4	0	0	0/0	0	5.2	2	3	3	7	9	2	0	0	.125	1	1	0	2	0		
23 Carlson, Parker	4.91	0-0	4	0	0	0/0	1	3.2	6	2	2	4	4	0	0	0	.353	0	0	0	0	0		
46 Allsup, Chase	8.10	0-0	4	0	0	0/0	0	3.1	6	4	3	6	4	1	0	0	.353	2	1	0	0	1		
43 Isbell, Chase	8.31	0-0	6	0	0	0/0	1	4.1	3	4	4	4	7	1	0	1	.200	1	1	0	0	0		
54 Copeland, Konner	16.62	0-1	3	1	0	0/0	0	4.1	10	8	8	2	4	2	0	1	.476	0	2	0	0	0		
22 Murphy, Hayden	20.25	0-0	2	0	0	0/0	0	4.0	10	9	9	3	3	3	0	2	.500	2	0	0	1	0		
20 Sheehan, Tommy	40.50	0-1	1	1	0	0/0	0	0.2	2	3	3	3	2	0	0	0	.500	1	0	0	0	0		
17 Horne, Trevor	47.25	0-0	2	0	0	0/0	0	1.1	4	7	7	5	2	0	0	0	.500	0	0	0	0	0		
47 Keshock, Cameron	99.00	0-0	1	0	0	0/0	0	0.0	4	7	7	1	0	1	0	0	1.000	1	2	0	0	0		
Totals	8.83	4-8	12	12	0	0/0	2	104.0	140	114	102	84	105	28	1	16	.326	14	17	1	6	2		
Opponents	5.57	8-4	12	12	0	1/1	4	106.2	99	69	66	52	114	24	1	16	.244	10	16	0	4	3		

PB - Team (3), LaRue, N. 2, Wright, C. 1, Opp (1). Pickoffs - Team (3), LaRue, N. 2, Cannon, W. 1, Opp (1). SBA/ATT - LaRue, N. (3-5), Irish, I. (5-5), Nelson, D. (3-3), Crotchfelt,Z (2-3), Horne, T. (2-2), Herberholz,C (0-2), Carlson, P. (1-1), Wright, C. (0-1), Cannon, W. (0-1).

MIDWEEK STATS



2023 Auburn Baseball
Overall Statistics for Auburn (as of Apr 10, 2023)
(Midweek Stats Sorted by Batting avg)



Record: 7-1 Home: 4-0 Away: 1-1 Neutral: 2-0 SEC: 0-0

Player	avg	gp-gs	ab	r	h	2b	3b	hr	rbi	tb	slg%	bb	hp	so	gdp	ob%	sf	sh	sb-att	po	a	e	fld%	
7 Foster, Cole	.478	7-7	23	11	11	1	0	2	9	18	.783	6	1	3	0	.581	1	0	0-1	6	16	2	.917	
8 Ware, Bryson	.419	8-8	31	10	13	1	1	3	9	25	.806	4	0	4	0	.459	2	0	2-2	6	13	0	1.000	
18 Irish, Ike	.389	8-8	36	9	14	3	0	1	10	20	.556	1	0	8	1	.395	1	0	0-0	23	0	0	1.000	
3 Stanfield, Chris	.375	6-4	16	3	6	0	1	0	3	8	.500	0	2	2	1	.444	0	0	1-1	5	0	0	1.000	
14 Kirby, Justin	.357	8-8	28	9	10	4	0	2	8	20	.714	8	1	8	0	.514	0	0	2-2	15	0	0	1.000	
27 Peirce, Bobby	.357	5-4	14	5	5	1	0	1	5	9	.643	1	1	0	0	.389	2	0	0-0	3	0	0	1.000	
5 Howell, Kason	.292	7-7	24	6	7	2	0	1	7	12	.500	3	2	6	0	.400	1	0	0-0	16	0	0	1.000	
1 Green, Caden	.250	6-4	16	4	4	1	0	0	2	5	.313	4	1	3	1	.429	0	0	1-1	4	12	0	1.000	
4 Wright, Carter	.214	6-3	14	2	3	0	0	0	3	3	.214	2	0	4	2	.313	0	0	0-0	30	5	0	1.000	

2 Hall, Josh	.400	6-2	10	3	4	0	0	0	4	4	.400	3	0	4	0	.538	0	0	0-0	3	0	0	1.000	
16 Hill, Cam	.400	3-1	5	1	2	0	0	0	2	2	.400	2	0	0	1	.571	0	0	0-0	5	0	0	1.000	
11 Miller, Gavin	.375	3-2	8	2	3	1	0	0	2	4	.500	2	1	3	0	.545	0	0	0-0	3	7	2	.833	
31 Bello, Mike	.333	4-1	9	1	3	0	0	0	1	3	.333	2	0	0	0	.455	0	0	0-0	4	0	0	1.000	
10 Wortham, Brody	.333	3-1	6	3	2	0	0	0	2	2	.333	0	0	0	0	.333	0	0	0-0	8	0	1	.889	
6 Dyal, Ryan	.250	4-3	8	3	2	0	0	0	2	2	.250	2	1	1	0	.455	0	0	0-0	19	2	0	1.000	
26 McMurray, Cooper	.222	3-3	9	2	2	1	0	1	5	6	.667	4	0	2	0	.462	0	0	0-0	20	0	0	1.000	
9 Moss, Brody	.167	3-3	6	3	1	0	0	0	2	1	.167	5	1	0	0	.538	1	0	0-0	3	3	0	1.000	
24 LaRue, Nate	.100	4-3	10	1	1	0	0	0	1	1	.100	0	0	6	0	.100	0	0	0-0	30	2	0	1.000	
Totals	.341	8	273	78	93	15	2	11	77	145	.531	49	11	54	6	.449	8	0	6-7	205	61	7	.974	
Opponents	.241	8	266	36	64	16	0	4	36	92	.346	22	4	82	2	.307	1	3	6-6	193	66	7	.974	

LOB - Team (70), Opp (55). DPs turned - Team (2), Opp (6). IBB - Team (1), Ware, B. 1, Opp (1).

(Midweek Stats Sorted by Earned run avg)

Player	era	w-l	app	gs	cg	sho	sv	ip	h	r	er	bb	so	2b	3b	hr	b/avg	wp	hp	bks	sfa	sha
43 Isbell, Chase	0.00	2-0	4	0	0	0/0	1	6.0	3	0	0	2	9	0	0	0	.150	0	0	0	0	0
12 Nelson, Drew	0.82	2-0	2	2	1	0/0	0	11.0	4	1	1	2	9	1	0	0	.105	2	1	0	0	0
21 Vail, Tommy	0.84	2-0	3	3	0	0/0	0	10.2	1	1	1	4	15	1	0	0	.030	0	0	0	0	0
54 Copeland, Konner	8.44	1-0	4	3	0	0/0	0	10.2	13	10	10	5	14	6	0	0	.302	0	1	0	1	0

25 Bauman, Tanner	0.00	0-0	1	0	0	0/0	0	2.0	3	0	0	0	2	0	0	0	.333	0	0	0	0	0
20 Sheehan, Tommy	0.00	0-0	1	0	0	0/0	0	1.1	1	0	0	0	3	0	0	0	.200	0	0	0	0	0
44 Olson, Ryan	0.00	0-0	1	0	0	0/0	0	1.0	2	0	0	0	2	0	0	0	.500	0	0	0	0	0
33 Cannon, Will	3.60	0-0	2	0	0	0/0	1	5.0	4	2	2	1	7	3	0	0	.222	1	1	0	0	0
23 Carlson, Parker	3.86	0-0	2	0	0	0/0	0	2.1	3	3	1	2	5	0	0	0	.273	0	0	0	0	0
17 Horne, Trevor	4.15	0-0	3	0	0	0/0	0	4.1	5	2	2	0	5	0	0	1	.278	0	0	0	0	0
29 Herberholz, Christia	6.75	0-1	2	0	0	0/0	0	2.2	5	3	2	2	2	2	0	0	.385	2	0	0	0	1
46 Allsup, Chase	7.20	0-0	3	0	0	0/0	1	5.0	8	4	4	1	4	2	0	0	.364	2	0	0	0	1
41 Armstrong, John	8.31	0-0	4	0	0	0/0	0	4.1	7	4	4	1	5	1	0	2	.368	0	0	0	0	1
22 Murphy, Hayden	9.00	0-0	1	0	0	0/0	0	2.0	3	2	2	1	0	0	0	1	.273	0	0	0	0	0
47 Keshock, Cameron	99.00	0-0	1	0	0	0/0	0	0.0	2	4	4	1	0	0	0	0	1.000	0	1	0	0	0
Totals	4.35	7-1	8	8	1	0/0	3	68.1	64	36	33	22	82	16	0	4	.241	7	4	0	1	3
Opponents	10.63	1-7	8	8	0	0/0	0	64.1	93	78	76	49	54	15	2	11	.341	8	11	0	8	0

PB - Team (3), Wright, C. 2, LaRue, N. 1, Opp (1). Pickoffs - Team (1), LaRue, N. 1. SBA/ATT - LaRue, N. (5-5), Allsup, C. (1-1), Vail, T. (1-1), Cannon, W. (1-1), Carlson, P. (1-1), Sheehan, T. (1-1), Olson, R. (1-1), Wright, C. (1-1).

GAME SUMMARY



**2023 Auburn Baseball
Games Summary for Auburn (as of Apr 09, 2023)
(All games)**



Score by innings	1	2	3	4	5	6	7	8	9	EX	Total
Auburn	38	22	41	29	27	35	14	12	12	2	232
Opponents	34	14	29	29	19	25	20	38	13	0	221

Record when ...

Overall	19-12-1	After 6 leading	14-2-1
Conference	4-8 trailing	4-8
Non-Conference	15-4-1 tied	1-2
Home games	15-6-1	After 7 leading	12-1
Away games	2-6 trailing	3-10
Neutral site	2-0 tied	1-1-1
Day games	6-9-1	After 8 leading	13-0
Night games	13-3 trailing	1-10
vs Left starter	5-3 tied	2-1-1
vs Right starter	14-9-1		
1-Run games	6-2	Hit 0 home runs	2-4
2-Run games	1-0	... 1 home run	9-6
5+Run games	7-9	... 2+ home runs	8-2-1
Extra innings	2-0		
Shutouts	0-1	Opponent 0 home runs	10-3
	 1 home run	5-6
	 2+ HRs	4-3-1
Scoring 0-2 runs	0-3		
..... 3-5 runs	3-5		
..... 6-9 runs	8-4	Made 0 errors	10-3
..... 10+ runs	8-0-1 1 error	7-5-1
	 2+ errors	2-4
Opponent 0-2 runs	6-0		
..... 3-5 runs	7-1	Opp. made 0 errors	8-7
..... 6-9 runs	4-6 1 error	6-5
..... 10+ runs	2-5-1 2+ errors	5-0-1
Scored in 1st inning	7-2-1	Out-hit opponent	14-0
Opp. scored in 1st	4-8-1	Out-hit by opponent	4-12
Scores first	10-3	Hits are tied	1-0-1
Opp. scores first	9-9-1		

Record when team scores:

Runs	0	1	2	3	4	5	6	7	8	9	10+
W-L	0-1	0-0	0-2	0-2	2-0	1-3	4-1	3-2	1-1	0-0	8-0

Record when opponent scores:

Runs	0	1	2	3	4	5	6	7	8	9	10+
W-L	0-0	6-0	0-0	5-0	1-0	1-1	2-1	0-1	1-2	1-2	2-5

Record when leading after:

Inn.	1	2	3	4	5	6	7	8
W-L	7-0	7-1	10-3	12-3	12-3	14-2	12-1	13-0

Record when trailing after:

Inn.	1	2	3	4	5	6	7	8
W-L	3-8	4-9	4-9	5-8	5-8	4-8	3-10	1-10

Record when tied after:

Inn.	1	2	3	4	5	6	7	8
W-L	9-4	8-2	5-0	2-1	2-1	1-2	1-1	2-1

Current losing streak: 1
 Longest winning streak: 10
 Longest losing streak: 4

Home attendance : 78302 (22 dates avg = 3559)
 Away attendance : 60825 (10 dates avg = 6082)
 Total attendance: 139127 (32 dates avg = 4347)

MAR. 14 vs. GEORGIA TECH



**2023 Auburn Baseball
Georgia Tech at #18 Auburn
Mar 14, 2023 at Auburn, Ala. (Plainsman Park)**



Georgia Tech 11 (13-4)

Player	ab	r	h	rbi	bb	so	po	a	lob
Jake DeLeo cf	7	3	5	0	0	0	2	0	0
Angelo Dispigna lf	7	1	1	0	0	3	1	0	2
Drew Compton 3b	7	3	3	4	0	2	0	3	1
Jack Rubenstein c	6	1	3	1	0	2	13	1	0
Stephen Reid rf	6	2	4	1	0	1	2	0	0
Jackson Finley 1b	5	1	1	2	1	2	13	1	1
Kristian Campbell dh	6	0	2	1	0	0	0	0	0
Nicholas Romano 2b	6	0	2	2	0	1	2	5	4
Nico Senese ss	5	0	1	0	0	1	1	3	2
Ben King p	0	0	0	0	0	0	0	0	0
Aeden Finateri p	0	0	0	0	0	0	0	0	0
Dalton Smith p	0	0	0	0	0	0	0	0	0
Joseph Mannelly p	0	0	0	0	0	0	0	0	0
Jackson Vaughan p	0	0	0	0	0	0	1	0	0
Terry Busse p	0	0	0	0	0	0	0	0	0
Cody Carwile p	0	0	0	0	0	0	0	0	0
Totals	55	11	22	11	1	12	35	13	10

Auburn 12 (13-3-1)

Player	ab	r	h	rbi	bb	so	po	a	lob
Howell, Kason cf	7	2	2	0	0	2	8	0	3
Stanfield, Chris lf	3	1	1	0	0	0	0	0	0
Bello, Mike lf	4	0	2	1	0	0	2	0	0
Irish, Ike 1b	6	1	2	1	1	2	8	0	0
Ware, Bryson 2b	7	2	2	1	0	1	3	2	2
Kirby, Justin dh	6	3	4	3	1	1	0	0	0
Miller, Gavin 3b	5	2	2	2	2	2	0	4	2
Green, Caden ss	6	0	1	1	1	2	1	5	3
Hall, Josh rf	5	0	3	2	1	2	1	0	0
Wortham, Brody ph	1	0	1	1	0	0	0	0	0
LaRue, Nate c	2	0	0	0	0	2	5	0	4
Wright, Carter ph/c	2	1	0	0	2	0	7	1	0
Vail, Tommy p	0	0	0	0	0	0	0	0	0
Copeland, Konner p	0	0	0	0	0	0	0	0	0
Allsup, Chase p	0	0	0	0	0	0	0	0	0
Armstrong, John p	0	0	0	0	0	0	0	0	0
Horne, Trevor p	0	0	0	0	0	0	0	0	0
Cannon, Will p	0	0	0	0	0	0	1	0	0
Bauman, Tanner p	0	0	0	0	0	0	0	0	0
Isbell, Chase p	0	0	0	0	0	0	0	0	0
Totals	54	12	20	12	8	14	36	12	15

Score by Innings	1	2	3	4	5	6	7	8	9	10	11	12	R	H	E
Georgia Tech	1	1	5	3	0	1	0	0	0	0	0	0	11	22	1
Auburn	0	0	4	0	2	5	0	0	0	0	0	1	12	20	0

Note: 2 outs, 1 runner LOB when the game ended.

E - Senese, N(1). DP - GT 2; Auburn 2. LOB - GT 10; Auburn 15. 2B - DeLeo, J 2(7); Compton, D(5); Rubenstein,(5); Reid, S 2(3); Finley, J(6); Romano, N(4); Howell, K.(9); Irish, I.(12); Kirby, J.(5); Miller, G.(1). HR - Kirby, J.(7). HBP - Senese, N. SB - Campbell, K(1); Kirby, J.(2).

Georgia Tech	ip	h	r	er	bb	so	ab	bf	np	Auburn	ip	h	r	er	bb	so	ab	bf	np
Ben King	2.2	6	4	4	2	2	14	16	56	Vail, Tommy	1.0	1	1	1	0	1	4	4	10
Aeden Finateri	2.1	2	2	1	1	3	9	10	40	Copeland, Konner	1.1	6	5	5	1	1	9	10	43
Dalton Smith	0.1	2	3	3	1	0	3	4	15	Allsup, Chase	0.2	4	3	3	0	0	6	6	20
Joseph Mannelly	0.1	3	2	2	2	0	4	6	28	Armstrong, John	1.0	3	1	1	0	2	6	6	18
Jackson Vaughan	1.1	2	0	0	1	1	6	7	27	Horne, Trevor	1.2	3	1	1	0	1	8	8	27
Terry Busse	2.0	2	0	0	0	3	8	8	27	Cannon, Will	2.1	1	0	0	0	3	7	8	41
Cody Carwile	2.2	3	1	1	1	5	10	11	53	Bauman, Tanner	2.0	3	0	0	0	2	9	9	33
										Isbell, Chase	2.0	1	0	0	0	2	6	6	21

Win - Isbell, C. (2-1). Loss - Carwile, C (1-1). Save - None.

HBP - by Cannon, W. (Senese, N). PB - LaRue, N.(1); Wright, C.(2). Pitches/strikes: King, B 56/30; Finateri, A 40/26; Smith, Dal 15/8; Mannelly, J 28/15; Vaughan, J 27/18; Busse, T 27/19; Carwile, C 53/37; Vail, T. 10/9; Copeland, K. 43/26; Allsup, C. 20/13; Armstrong, J 18/15; Horne, T. 27/19; Cannon, W. 41/24; Bauman, T. 33/21; Isbell, C. 21/14.

Umpires - HP: David Savage 1B: Jeremy Dupree 2B: Jeff Head 3B: Brian Hale

Start: 6:02 pm Time: 4:33 Attendance: 3624

Weather: 52, sunny

Allsup, C. faced 2 batters in the 4th.

TV/RADIO ROSTER



1 CADEN GREEN



2 JOSH HALL




3 CHRIS STANFIELD



4 CARTER WRIGHT



5 KASON HOWELL



6 RYAN DYAL



7 COLE FOSTER



8 BRYSON WARE



9 BRODY MOSS



10 BRODY WORTHAM



11 GAVIN MILLER



12 DREW NELSON




14 JUSTIN KIRBY




16 CAM HILL



17 TREVOR HORNE



18 IKE IRISH



20 TOMMY SHEEHAN



21 TOMMY VAIL



22 HAYDEN MURPHY



23 PARKER CARLSON



24 NATE LARUE



25 TANNER BAUMAN



26 COOPER MCMURRAY




27 BOBBY PEIRCE




28 ELLIOT BRAY




29 CHRISTIAN HERBERHOLZ



31 MIKE BELLO



33 WILL CANNON



41 JOHN ARMSTRONG



43 CHASE ISBELL



44 RYAN OLSON



45 JOSEPH GONZALEZ



46 CHASE ALLSUP




47 CAMERON KESHOCK



51 TY MAULDIN



54 KONNER COPELAND



77 ZACH CROTCHFELT



30 BUTCH THOMPSON



36 KARL NONEMAKER



39 GABE GROSS



40 DARON SCHOENROCK