



WESTERN CAROLINA UNIVERSITY

2013 CATAMOUNT FOOTBALL GAME NOTES



WCU ATHLETICS MEDIA RELATIONS // RAMSEY CENTER // @CATAMOUNTS // CATAMOUNTSPORTS.COM

CATAMOUNTS • CATAMOUNTS • CATAMOUNTS • CATAMOUNTS • CATAMOUNTS • CATAMOUNTS •

/// WCU QUICK FACTS ///

Location:..... Cullowhee, N.C. 28723
 Pronounced "KULL-uh- whee"
 Founded:..... 1889
 Enrollment:.....10,106
 Nickname:..... Catamounts
 Colors:..... Purple and Gold
 Stadium:..... E.J. Whitmire Stadium (13,742)
 Field:..... Bob Waters Field (Desso Challenge Pro 2)
 Affiliation:..... NCAA Div. I - Championship Subdivision (FCS)
 Conference:..... Southern
 Chancellor:..... Dr. David O. Belcher (Furman, '79)
 Athletic Director:..... Randy Eaton (UT-San Antonio, '90)

FOOTBALL HISTORY:

First Year of Football:.....1931
 Seasons of Football:.....79
 All-Time Record:..... 316-467-23 (409)
 NCAA Postseason Appearances (Div. I):.....2 (1)
 Postseason Record (Div. I):.....3-2 (3-1)
 Best Finish:..... 1983 National Finalist (lost 43-7 to So. Illinois)
 Last Appearance:..... 1983

WCU FOOTBALL COACHING STAFF:

Head Coach:.....Mark Speir (Clemson, '90)
 • Head Coaching Record at WCU:.....2-15 (2nd season)
 • Overall Record:.....Same
 Football Office Phone:.....(828) 227-7395
 Best Time to Interview Coach:.....Contact SID

ASSISTANT COACHES

Brad Glenn (Clemson, '95).....Offensive Coordinator / QBs
 Shawn Quinn (Carson-Newman, '95)..... Def. Coordinator / LBs
 Mark Rhea (Toledo, '91)..... Defensive Ends / Recruiting Coord.
 John Holt (Appalachian, '08)..... Offensive Line / Camps Coord.
 Steve Sisa (Virginia Tech, '02).....Def. Backs / Sp. Tms. Coord.
 Trey Elder (Appalachian, '08).....Wide Receivers
 Pat Mills (Appalachian, '10).....Tight Ends
 De'Rail Sims (Pikeville, '09).....Running Backs
 Dennis Thomas (South Carolina, '01).....Defensive Tackles
 David Patten (Western Carolina)..... Offensive Asst. / WRs
 Dan Gibson (Western Carolina, '08).....Director of Football Ops

WESTERN CAROLINA MEDIA RELATIONS INFORMATION:

Asst. AD/Media Relations (FB Contact):..... Daniel Hooker
 • E-mail Address:..... dhooker@email.wcu.edu
 • Office Phone:.....(828) 227-2339
 • Cell Phone:.....(828) 508-2494
 Director of Media Relations:.....Kevin Young
 • E-mail Address:..... kmyoung@email.wcu.edu
 • Office Phone:.....(828) 227-2655
 Director of Media Relations / New Media:.....Denise Gideon
 • E-mail Address:..... dgideon@email.wcu.edu
 • Office Phone:.....(828) 227-2336
 Media Relations Video Coordinator:.....Britt Amos
 • E-mail Address:..... jbamos@email.wcu.edu
 • Office Phone:.....(828) 227-2458
 Athletics Fax:.....(828) 227-7688
 Football Press Box Phone:.....(828) 227-2116
 Website:..... www.CatamountSports.com
 Athletics Mailing & Overnight Address:..... Western Carolina Univ.
 92 Catamount Road
 Ramsey Center - Athletics
 Cullowhee, N.C. 28723

GAME #7: Sat., Oct. 12, 2013 - Western Carolina (1-5) at (ORV) Auburn (4-1)
 Kickoff: 2 pm ET / 1 pm CT at Jordan-Hare Stadium (87,451) - Auburn, Ala.
 Coverage: Radio - Catamount Sports Network; TV: SEC-PPV

CATAMOUNT FOOTBALL

DATE	OPPONENT	SITE	TIME/RESULT	NOTES
Aug. 29	at Middle Tennessee	Murfreesboro, Tenn.	L, 45-24	Troy Mitchell tossed two TD passes in loss
Sept. 7	at Virginia Tech	Blacksburg, Va.	L, 45-3	Sigmon FG lone points; WCU threw 3 INTs
SEPT. 14	THE CITADEL *	CULLOWHEE	L, 28-21	Spotted CIT 21-pt lead; Ramsey 2 rushing TDs
SEPT. 21	MARS HILL	CULLOWHEE	W, 30-23	Benson 3 4th qtr TDs for 15th-straight win
Sept. 28	at Samford *	Birmingham, Ala.	L, 62-23	3 rushing TDs for WCU in 10th loss to SAM
Oct. 5	at Chattanooga *	Chattanooga, Tenn.	L, 42-21	WCU tosses four INTs in road loss
Oct. 12	at Auburn *	Auburn, Ala.	1 pm CT	Third meeting all-time, first since 2002
OCT. 19	WOFFORD *	CULLOWHEE	3:30 PM	WCU Hall of Fame Day, Lost seven-straight
OCT. 26	ELON *	CULLOWHEE	3:30 PM	WCU Homecoming ; Lost seven-straight
Nov. 9	at Georgia Southern *	Statesboro, Ga.	2:00 pm	Looks to halt 18-game drought vs. GSU
NOV. 16	FURMAN *	CULLOWHEE	3:30 PM	WCU 1983 National Runner-Up Reunion
Nov. 23	at Appalachian State *	Boone, N.C.	3:30 pm	"Battle for the Old Mountain Jug"

* denotes Southern Conference game - All times listed are Eastern

A WESTERN CAROLINA WIN WOULD:

- Represent arguably the biggest victory in the school's football program history ... It'd be WCU's first-ever win over a Football Bowl Subdivision (FBS) team;
- Be the Catamounts' first win over a NCAA Division I team (FBS or FCS) since it last defeated The Citadel in Charleston on Oct. 2, 2010 - a span of 31 total games;
- Halt the current two-game losing skid in the all-time series with Auburn - WCU's first-ever victory over the Tigers and the first against a team from the SEC;
- Match WCU's most wins since 2010 (two victories).

A WESTERN CAROLINA LOSS WOULD:

- Hand the Catamounts their third-straight loss both this season and in the all-time series with Auburn, while also representing the 19th-straight road loss since 2010;
- Stretch WCU's winless drought against NCAA Division I teams - either FCS or FBS - to 32-straight dating back to 2010;

CATAMOUNT QUICK SLANTS:

- WCU snapped its 13-game losing skid which dated back to 2012 with the come-from-behind win over Mars Hill;
- The Catamounts have dropped their last 31 games against NCAA Division I teams and have suffered 24-straight losses against Southern Conference teams;
- WCU recorded its first, first-quarter points against Mars Hill ... Entering the Auburn game, the Catamounts have been outscored in the opening quarter, 63-to-10;
- Western Carolina opened the 2013 season with back-to-back games against Football Bowl Subdivision (FBS) teams ... WCU will play THREE this season including the Oct. 12 trip to Alabama to play the Auburn Tigers;

• Dating back to the end of the 2012 season, Virginia Tech represented the THIRD FBS team the Catamounts played in a row ... WCU ended 2012 at #4 Alabama before opening 2013 at Middle Tennessee on a pre-Labor Day Thursday night contest in Murfreesboro, Tenn.;

• WCU's win over Mars Hill snapped the team's 13-game losing skid ... It was the LONGEST winless drought in the NCAA D-I FCS football after Rhode Island snapped its 15-game losing streak the previous weekend with an overtime victory over Albany ... the 13-game slide had ranked THIRD among ALL of the NCAA Division I football programs behind Southern Mississippi (15) and New Mexico State (14);

• Western Carolina's projected two-deep at Auburn includes 14 combined true freshmen - eight on offense and six on defense ... Among the eight offensive rookies, three are projected starters with four of the six on defense expected to start at Jordan-Hare Stadium;

• WR Kamorris Benson recorded the first career 100-yard receiving game of his WCU career, tallying a career-best 113 yards on four catches with a TD at Middle Tennessee ... It was WCU's first 100-yard receiver in four games dating back to the Elon game on Oct. 20, 2012 and only the fourth player in the past three seasons to eclipse the 100 yard mark ... Benson tallied a SoCon-best 212 rec. yards vs. Mars Hill;

• A combined 13 Western Carolina players on roster SHARE a LAST name - but only two are related (Sullivan brothers):
 JAMES Ethan (OL), Justin (OL)
 LUCAS Jeff (LB), Stedman (LB)
 RAMSEY Darius (RB), William (WR)
 RICHARDSON De'Von (LB), Gary (WR), London (TE)
 SULLIVAN Eddie (QB), John (WR) - brothers
 WILLIAMS Reggie (DB), Vince (OL)



THIS WEEK IN CATAMOUNT FOOTBALL /// OCTOBER 7-13 (FALL BREAK SCHEDULE)

7
Monday

RECORD C.F.T.
1:00 pm - Record coaches' show in Waynesville

MEETINGS:
2:40 - 5:00 pm

PRACTICE:
5:30 - 6:30 pm

8
Tuesday

SoCon COACHES TELECONFERENCE
Coach Speir on the call at 10:56 am

MEETINGS:
2:25 - 3:30 pm

PRACTICE:
4:00 - 6:15 pm

9
Wednesday

MEETINGS:
2:25 - 3:30 pm

PRACTICE:
4:00 - 6:15 pm

10
Thursday

MEETINGS:
1:15 - 2:30 pm

PRACTICE:
3:00 - 4:30 pm

11
Friday

TRAVEL DAY
No Media Availability

Departing WCU by bus, TBA

12
Saturday

GAME DAY
Western Carolina at Auburn *
2:00 pm ET
Jordan-Hare Stadium in Auburn, Ala.

Speir & select players available after the game

13
Sunday

OFF
No Practice

WCU INTERVIEW POLICY

The Western Carolina Office of Athletics Media Relations will assist media personnel with interview requests of Western Carolina student-athletes, coaches and administrators. To arrange interviews, please contact Daniel Hooker, the Assistant Athletic Director for Media Relations at least 24 hours in advance. Head Coach Mark Speir will be available for interviews following each practice and following games. Other interviews with Coach Speir must be set-up in advance and it is requested that the nature of the interview be submitted to WCU Media Relations in writing at least 24 hours prior.

Student-athletes will be available for interviews after practices through Wednesday. Unless special permission is granted well in advance, the cut-off time for student-athletes during game weeks will be Noon on Thursday.

WCU FOOTBALL PRACTICE POLICY

WCU football practices are open to the public. Media members are asked to refrain from contacting student-athletes at their home or dormitory and student-athletes' phone numbers will not be released by the Media Relations Office. Out-of-town media may set up phone interviews to be conducted in the Department of Athletics. Coach Speir may be reached weekday mornings, however, it is asked that a specific interview time be scheduled through the Media Relations office.

POSTGAME INTERVIEWS

The WCU locker room is **CLOSED** at the end of all games played. However, following a 10-minute "cooling off" period, Coach Speir and requested players will be brought to the media room on the first floor of the Ramsey Center. The availability of the visiting locker room will be announced in the press box after conferring with the visiting SID. The visiting locker room is located in the back portion of the Jordan-Phillips Field House. A space for interviews will be available outside the locker room or up on the Field House patio, if available.

WORKING CREDENTIALS

Newsprint and electronic media representatives planning to cover football games at Western Carolina University are asked to request in written form working credentials from WCU's Media Relations Office. Season passes will be issued to those who cover the Catamounts on a permanent basis. Our limited working space in the press box will be assigned by priority to WCU beat writers, beat writers of the opponents, metropolitan media filing for deadline and specialty publications.

If time permits, credentials will be mailed. If not, credentials can be picked up on game day (two hours prior to kickoff) at the media will call on the upper plaza of the Ramsey Center at the south end of the stadium (nearest the press box side of Whitmire Stadium, across the street

from media parking). Credentials will be issued only to those attending the game in a working capacity. Spouses, dates, children and other nonworkers will not be permitted in the press box.

PHOTOGRAPHERS

Credentials for sideline photographers will be issued on a first-come, first-serve basis with agencies covering the participating schools on a regular basis receiving priority. Free-lance photographers may request credentials on a game-by-game basis. All free-lance photographers must submit proofs featuring game or sideline action to the Media Relations Office no later than four days following the game. Each photographer must pick up a photo pass from the press box or media will call prior to the game.

NO PHOTOGRAPHERS OR MEDIA PERSONNEL ARE PERMITTED WITHIN THE TEAM AREA AT ANY TIME.

MEDIA PARKING

Media parking for WCU home football games - **BY PERMIT ONLY** - is located in the church parking lot directly across the street and behind the press box of E.J. Whitmire Stadium on Forest Hills Road. The lot is identified and a media parking placard must be displayed to gain admittance. The lot will be staffed by a member of the WCU Athletics Media Relations staff who will have a check list of those authorized to park in the media lot.

PRESS RELEASES/STATISTICS

The WCU Media Relations Department produces a weekly football release prior to each game during the season. Cumulative statistics will be updated as soon as possible after each contest. Media members may receive the releases and statistics by accessing the Athletics Department web site at www.CatamountSports.com. E-mail service is available upon request. To be placed on Western Carolina's weekly fax or E-mail list, media members are asked to contact the Office of Athletic Media Relations.

CATAMOUNTS ON THE WEB

The WCU football home page provides the latest information regarding the Catamounts, including updated statistics, a roster, game notes and press releases. Also on the department's main site is information on all of WCU athletics programs, lodging, directions to campus and the latest local weather forecast. For those unable to attend contests, the Catamount Sports Network will broadcast each game over the Internet - also, WCU will stream audio for all and video through Catamount All-Access for home football games (subscription required). All the current data you need on the Catamounts is as close as your computer at CatamountSports.com.

Catch "CATAMOUNT FOOTBALL TODAY" the weekly coaches' show with WCU head football coach Mark Speir, online at www.WNCTelevision.com.



- Eleven stations across both North and South Carolina are set to carry football broadcasts of the Catamount Sports Network (CSN) during the 2013 season ... CSN has also again partnered with Stretch Internet to provide unlimited streaming audio through the athletics web site, CatamountSports.com, giving WCU a worldwide reach;
- WCU welcomes back the nine affiliate stations which comprised the network in 2012, while welcoming two new stations - Country Legends, 550 and 92.9 in Statesville, N.C. - to the lineup.

**CATAMOUNT SPORTS NETWORK
2013 BROADCAST CREW**

Play-by-Play:Gary Ayers
Color Analyst:Steve White
Host Producer:Jeff Bryson
Sideline Reporter:Greg McLamb

**Catamount Sports Network
2013 Football Affiliates:**

- WWCU-FM, Power 90dot5.....Cullowhee
- WAME 92.9 FM.....Statesville
- 540 AM WRGC.....Sylva
- 550 AM WAME.....Statesville
- 920 AM WPTL.....Canton
- 970 AM WYSE.....Canton
- 1050 AM WFSC.....Franklin
- 1150 AM WAVO.....Charlotte /
.....Rock Hill, S.C.
- 1270 AM WCGC.....Belmont
- 1310 AM WISE.....Asheville
- 1600 AM WTZQ.....Hendersonville



CATAMOUNTS LOOKING TO SNAP SKIDS ON SATURDAY:

Three weeks after snapping its 13-game winless drought, Western Carolina goes after a couple more ominous streaks: the Catamounts look to halt a string of 31-consecutive losses to NCAA Division I teams ... WCU will also go for its first overall road win since 2010, a skid that has reached 18-straight games ... WCU seeks its first-ever win over a NCAA FBS team.

WESTERN CAROLINA VS. AUBURN – SERIES HISTORY:

- WCU and Auburn meet on the football gridiron for just the third time in series history with the Catamounts trailing, 0-2 ... WCU has been outscored in the two previous meetings, 111-to-6 ... Saturday is the first meeting since 2002 when first-year head coach Kent Briggs led his alma mater into Jordan-Hare Stadium in the second game of the season (L, 56-0);
- Off the gridiron, WCU and Auburn have met four times in men’s basketball since 1974 – most recently in 1997 – with the Tigers leading the series, 4-0 ... the two schools have met 25 times on the baseball diamond dating back to 1988 with WCU trailing in the series, 6-19 ... the Catamounts won three in a four-game series in February of 1990.

WESTERN CAROLINA–AUBURN – FAMILIAR FACES:

- WCU second-year head coach Mark Speir and Auburn running backs coach Tim Horton both have ties at Appalachian State, albeit at different times – Horton was on staff in Boone from 1990 through 1998 while Speir was an assistant from 2003-2011 ... the two have connections through the Fellowship of Christian Athletes (FCA);
- Auburn defensive coordinator Ellis Johnson was a head coach in the Southern Conference at his alma mater, The Citadel (1975) from 2001-03, and also coached as an assistant at Appalachian State in 1984 ... WCU won the 1984 meeting with App in Boone (34-7) and took all three meetings vs. The Citadel while Johnson was the head coach.

WESTERN CAROLINA vs. TEAMS FROM THE SEC, FBS:

- Dating back to the 1986 season, Western Carolina is a combined, 0-14, all-time versus squads that are currently in the Southeastern Conference ... the Catamount football team has faced half – seven of the 14 teams – currently in the SEC – Alabama, Auburn, Florida, Georgia, LSU, South Carolina and Vanderbilt ... WCU has not faced Arkansas, Kentucky, Mississippi, Mississippi State, Missouri, Tennessee or Texas A&M – (MORE ON PAGE SIX);
- Dating back to 1982, the Catamounts are winless against teams at the NCAA FBS level with a record of 0-43;
- Since 1982, the Southern Conference has 26 wins over teams from the current Football Bowl Subdivision (FBS) including two this season – by Chattanooga and Samford, both on the road against Georgia State ... Two of the wins came against SEC-foe, South Carolina (Furman in 1982; The Citadel in 1990);
- Entering this weekend, a combined 12 teams from the NCAA Football Championship Sub-division (FCS) have beaten teams from the NCAA Football Bowl Subdivision (FBS).

THE SOUTHEASTERN CONFERENCE – THE SOUTHERN CONFERENCE CONNECTION:

- Founded in 1921, the Southern Conference – the fifth oldest in the nation – gave rise to two of the premier conferences in America – the Southeastern (SEC, founded in 1932) and the Atlantic Coast (ACC, founded in 1952) ... Only the Big Ten (1896), the Missouri Valley (1907), the Pac-12 (1915) and the Southwestern Athletic (1920) conferences are older;
- A combined 11 of the current 14 SEC teams (minus Arkansas, Missouri and Texas A&M) played under the SoCon banner ... Six of those 11 SEC schools were founding members in 1921 – Alabama, Auburn, Georgia, Kentucky, Mississippi State and Tennessee – with five additional joining a year later – Florida, LSU, Ole Miss, South Carolina and Vanderbilt;
- Auburn was a member of the Southern Conference from its inception in 1921 ... In 11 football seasons from 1922 through 1932, Auburn posted an overall record of 45-48-8 including a 20-40-7 record as a member of the SoCon ... Auburn’s best season came in 1932 – a 9-0-1 record and a 6-0-1, runner-up SoCon finish to Tennessee (7-0-1).

THE SOUTHERN CONFERENCE IN THE NCAA DIVISION I FCS HISTORY:

- Since the FCS inception for the 1978 season, the Southern Conference has produced EIGHT FCS (previously I-AA) national championships, including Furman (1988), Georgia Southern (1999 and 2000), Marshall (1992 and '96) and Appalachian State (2005, '06, '07). (NOTE: Georgia Southern won four national titles prior to joining the SoCon);
- Also, on eight different occasions, a SoCon team has finished national runner-up, including Western Carolina in 1983 ... WCU was the FIRST SoCon team to play in the FCS (I-AA) National Title game ... In 2007, Appalachian State became the first FCS team to defeat a FCS nationally-ranked Top 25 team when it downed #5 Michigan in Ann Arbor.

WCU SENIOR COURTLAND CARSON HONORED BY SOUTHERNPIGSKIN.COM:

Senior linebacker Courtland Carson was named the top defensive performer of the week by SouthernPigskin.com ... Seven of Carson’s nine tackles at Chattanooga were of the solo variety including matching his career-best with 2.5 tackles for a combined nine yards in losses ... He also set a career benchmark with 1.5 quarterback sacks ... Carson was additionally credited with forcing a fumble at the goal line to prevent a score – it was just the third fumble by the Mocs on the year and the only one UTC has lost this season ... The weekly honor is the first this season for a Catamount, and the first in Carson’s career.

QUICK FACT COMPARISON

SCHOOLS	WESTERN CAROLINA	AUBURN
LOCATION	Cullowhee, N.C.	Auburn, Ala.
FOUNDED	1889	1856
ENROLLMENT	10,106	25,469
NICKNAME	Catamounts	Tigers
COLORS	Purple & Gold	Orange & Navy Blue
HOME FIELD	E.J. Whitmire Stadium	Jordan-Hare Stadium
CAPACITY	13,742	87,451
FIELD SURFACE	Artificial	Natural
HEAD COACH	Mark Speir	Gus Malzahn
OVERALL RECORD	2-14 (2)	4-1 (1)
WEBSITE	CatamountSports.com	AuburnTigers.com

SERIES INFORMATION:

Western Carolina trails Auburn, 0-2, in the all-time series ... Each meeting has been played at Auburn with this year marking the first since 2002:



Year	Site	Result	WCU	AU
1986	A	L	6	55
2002	A	L	0	56



LAST TIME WE MET – (2002) – AUBURN 56, WESTERN CAROLINA 0:

- Auburn scored touchdowns on four of its first six possessions en route to a 56-0 defeat of Western Carolina before over 80,000 at Jordan-Hare Stadium ... the Tigers had touchdown runs of 20 and 42 yards by Carnell Williams, followed by a seven-yard TD rush by Ronnie Brown ... Auburn increased its lead to 21-0 on a 17 yard Jason Campbell to Cooper Wallace touchdown pass with 7:38 left in the second quarter ... WCU trailed at halftime, 28-0;
- Manny DeShauteurs led the Catamount ground attack with 67 yards on 18 attempts ... WCU quarterbacks completed 26 passes to 12 different receivers for 175 yards ... Brian Gaither was 19-of-32 for 135 yards, while Pat Cilento was 7-of-13 for 40 yards ... Michael Reeder and Xavier Godard each hauled in four passes to led the team, while Mario Brown and Lamont Seward had receptions of 36 and 35 yards, respectively.

CATAMOUNT FOOTBALL ROAD WOES:

- Dating back to the 2000 season, Western Carolina has only won 13 games away from Cullowhee ... WCU has lost 43 of its last 49 games away from Cullowhee dating back to 2005 – the only FIVE victories during that span are at Gardner-Webb and The Citadel in 2010; in 2009 at Eastern Kentucky; in 2008 at Presbyterian; and at Chattanooga in 2005;
- The Catamounts have lost 18-straight ROAD games dating back to Oct. 2, 2010 ... That mark is the THIRD longest road winless streak currently in the FCS and is the FIFTH longest road drought in all NCAA Division I football:

FCS:	1. Idaho State, L-41	All NCAA:	1. Idaho State, L-41
	2. Austin Peay, L-21		2. Akron, L-29
	3. WESTERN CAROLINA, L-18		3. Austin Peay, L-21
	4. South Dakota, L- 18		4. Kansas, L-20
	5. VMI, L-16		5. WESTERN CAROLINA, L-18

- Of WCU’s SEVEN wins over the past FIVE seasons, THREE have come AWAY from Cullowhee with victories at The Citadel, at Gardner-Webb and at Eastern Kentucky.

WCU TO SUPPORT FOR BREAST CANCER AWARENESS:

Western Carolina will wear pink ribbon stickers on the backs of their helmets on Saturday in support of Breast Cancer Awareness month during October ... the Catamount cheerleaders will also use pink pom poms during all October games in their show of support.

CATAMOUNT GAME NOTES – MISC. QUICK HITS:

- WCU scored 24 points against FBS-foes Marshall (2012) and Middle Tennessee (2013) ... It marks the most points by a Catamount football team against a FBS team since scoring 26 against Georgia Tech in a road loss back in 1994 (18 years) ... Since going NCAA Division I in 1976, WCU has scored 20-or-more points against a FBS team just six times.
- Senior linebacker Courtland Carson LEADS the Southern Conference with 65 tackles this season while his 10.8 tackles per game average ranks second in the league ... He is ranked 10th in the NCAA Football Championship Subdivision (FCS);
- Western Carolina ranks THIRD in the Southern Conference in passing offense, averaging 211.2 yards per game – a mark that ranks 64th at the NCAA FCS level ... However, the Catamount QBs have tossed a combined 10 interceptions – five by both Troy Mitchell and Eddie Sullivan – which is the most in the SoCon to date;

- Kamorris Benson became just the FIFTH different Catamount receiver to record a 200-yard receiving game at WCU – and the first since Eddie Cohen racked up 212 yards at Georgia Southern (9/29/07) ... Benson's 212 receiving yards rank tied for third with Cohen on the program's all-time list, behind Jon Reed (235 vs. Appalachian, 1989) and Craig Aiken (232 vs. The Citadel, 1992) with Jerry Gaines (209 vs. Florida A&M, 1973) rounding out the list;

- Benson ranks FOURTH in the SoCon in receiving yards per game (68.7 yds/gm) ... tied for seventh with 3.8 receptions per game ... and is tied for eighth in scoring with six receiving TDs ... Benson is on the cusp of WCU's single-season record book – when he gets his seventh receiving TD, he'll move into a tie for sixth with seven-other former Catamounts for receiving scores in a single season;

- Troy Mitchell's 350 yard passing performance against Mars Hill is the best for a Catamount quarterback since Justin Clark threw for 350 against Chattanooga (2004) ... Mitchell ranks tied with Clark for 10th in the program's top passing performances ... Mitchell's 414 yards of total offense (350 pass, 64 rush) was the FIFTH-best single-game performance by a Catamount all-time – and best since Adam Hearn accounted for 383 yards against Elon (2007);

- After setting a WCU quarterback record with eight rushing touchdowns in 2012, sophomore QB Troy Mitchell finally found the end zone on the ground at Samford with his first rushing score of 2013 ... Mitchell is tied with junior Shaun Warren, both with nine career rushing TDs to lead the active list;

- WCU tallied three, fourth-quarter touchdown passes of over 30 yards including the longest scoring play in the tenure WCU head coach Mark Speir – an 80-yard Troy Mitchell pass to Kamorris Benson – in the come-from-behind win over Mars Hill;

- WCU's Ace Clark blocked a field goal attempt by The Citadel at the end of the first half in the league opener ... it was the first blocked FG by a Catamount since Pete Balthrop Jr., swatted a would-be triple against Georgia Southern in 2012 ... WCU has now blocked a kick on special teams in 13-STRAIGHT seasons dating back to 2001 ... During that span, the Catamounts blocked a high of five kicks in both 2003 and 2008.

- For the first-time this year, WCU had a 100-yard rusher as both quarterback Troy Mitchell (106) and tailback Darius Ramsey (102) eclipsed the century mark in the home loss to The Citadel ... It's the first time since the same duo rushed for 117 and 118, respectively, against The Citadel a season ago that WCU had two, 100-yard rushers in the same game ... Mitchell carried the ball 17 times for 117 yards and Ramsey rushed 20 times for 107 yards with a career-best two touchdowns;

- After entering the Chattanooga game EVEN in the turnover margin this season, WCU heads to Auburn a minus-3, LAST in the Southern Conference ... WCU has tossed 10 interceptions and lost just two of the eight fumbles it's put on the turf this season (12) ... Conversely, the Catamounts have tallied three interceptions while taking away SIX of the 11 opponent fumbles (9);

- WCU ranks SEVENTH out of nine teams in penalties this season, committing a league-high 36 for 305 yards for an average of 50.8 infraction yards per game ... Conversely, WCU's opponents have only been flagged for 26 penalties, the SECOND-fewest in the SoCon this season for just 40.0 yards per game ... The Citadel was not whistled for a single penalty at WCU.

MORE ON WCU'S SOUTHERN CONFERENCE DROUGHT:

- For the second time since 2005, Western Carolina has dropped 20-plus SoCon games ... WCU's current 25-game skid is TIED for the SECOND longest in SoCon history ... VMI holds the record of 28-straight conference losses from 1996 through 2000 before halting the slide against Chattanooga ... Davidson has the second-longest drought that stretched 25-straight games;

- Western Carolina's current 25-game SoCon losing skid is the LONGEST conference drought in all of NCAA Division I football ... Kansas in the Big 12 has dropped 22-straight league games at the FBS level;

- WCU's first, 20-game skid started with a 35-7 road loss at Appalachian State in 2005, one game removed from a 24-0 shutout victory over Wofford – the first of just two times the Terriers have been blanked since joining the SoCon (L to Gardner-Webb, 3-0, in 2013) ... WCU snapped the first 20-game slide with a home win over Chattanooga;

- The current 25-game SoCon winless drought started on Oct. 9, 2010 with a home loss to Samford, one week after WCU's last conference win at The Citadel (10/2/10).

ABOUT WESTERN CAROLINA CATAMOUNT FOOTBALL IN 2013:

- Western Carolina is coming off its seventh-straight losing overall record – and the 23rd since joining the SoCon in 1976 ... WCU halted a nine-game winless drought – the longest such losing skid since dropping 12-straight over the 2006 and 2007 seasons – with the 2012 season-opening win over Mars Hill ... WCU was mired in a 13-game winless drought between 2012 and 2013 which was again halted against Mars Hill this season;

- The Catamounts entered 2013 riding back-to-back 1-10 overall seasons with just two wins over the past two years – both coming over NCAA Division II, Mars Hill ... WCU's last win over a NCAA Division I foe came at The Citadel on Oct. 2, 2010;

THE LAST TIME IT HAPPENED . . .

RETURNED A PUNT FOR A TD:

WCU: Angelo Brown at Chattanooga – Oct. 13, 2007 (27 yards)
Opp: Kyle Griswold, Middle Tennessee – Aug. 29, 2013 (57 yards)

RETURNED A KICKOFF FOR A TD:

WCU: George Richardson vs. Furman – Oct. 1, 2011 (99 yards)
Opp: Fabian Truss, Samford – Sept. 28, 2013 (100 yards)

RETURNED AN INTERCEPTION FOR A TD:

WCU: Adam Hearn at Gardner-Webb – Sept. 18, 2010 (22 yards)
Opp: Detrick Bonner, Virginia Tech – Sept. 7, 2013 (37 yards)

SCORED ON A FUMBLE RECOVERY:

WCU: Caleb Hawkins, vs. Samford (0 yards) – Sept. 22, 2012
Opp: Tevon Floyd of The Citadel (8 yards) – Sept. 14, 2013

RECORDED A SAFETY:

WCU: TEAM vs. Appalachian State – Nov. 11, 2006
Opp: TEAM vs. Appalachian State – Nov. 21, 2009

BLOCKED A PUNT:

WCU: Trey Selby, vs. Chattanooga – Nov. 1, 2008
Opp: Gary Coates of Elon (2) – Oct. 8, 2011

BLOCKED A FIELD GOAL ATTEMPT:

WCU: Ace Clark, vs. The Citadel – Sept. 14, 2013
Opp: Zach Bobb of Wofford – Sept. 15, 2012

HAD A 100-YARD RUSHER:

WCU: Troy Mitchell (106) & Darius Ramsey (102) vs. The Citadel – Sept. 14, 2013
Opp: Shaikel Davis of Mars Hill (158 yards) – Sept. 21, 2013

HAD A 100-YARD RECEIVER:

WCU: Kamorris Benson – 9 catches for 212 yards vs. Mars Hill – Sept. 21, 2013
Opp: Sean Price of Appalachian State – 10 catches for 142 yards – Oct. 27, 2012

TEAMMATES RUSHED FOR 100 YARDS IN THE SAME GAME:

WCU: Troy Mitchell (106) and Darius Ramsey (102) vs. The Citadel – Sept. 14, 2013
Opp: Darreion Robinson (124), Dominique Swope (117) and William Banks (101) of Georgia Southern – Oct. 6, 2012

TEAMMATES HAD 100 RECEIVING YARDS IN THE SAME GAME:

WCU: Jacoby Mitchell (116 yds) & Josh Cockrell (110 yds) vs. Tusculum – Sept. 11, 2010
Opp: Pedro Garcia (119 yds) & Sean Mizzer (104 yds) of VMI – Nov. 2, 2002

TEAMMATES HAD 100 YDS RUSHING AND RECEIVING IN THE SAME GAME:

WCU: Shaun Warren (203 yds), Michael Vaughn (104 yds) & Jacoby Mitchell (105 rec yards) vs. Mars Hill – Sept. 10, 2011
Opp: Steven Miller (245 rush yards) & Sean Price (142 rec yards) of Appalachian State – Oct. 27, 2012

THREW AT LEAST FOUR TOUCHDOWN PASSES:

WCU: Zac Brindise vs. Tusculum – Sept. 11, 2010
Opp: Jacob Huesman of Chattanooga (4) – Oct. 5, 2013

PLAYER SCORED AT LEAST FOUR TOUCHDOWNS:

WCU: Brad Hoover vs. VMI – Oct. 31, 1998 (5 TDs)
Opp: Brandon Newsome of Elon – Nov. 7, 2009 (4 rushing TDs)

PLAYER KICKED AT LEAST FOUR FIELD GOALS:

WCU: Chris Vought vs. Liberty – Aug. 31, 2002 (4 FGs)
Opp: Drew Stewart of Appalachian State – Nov. 12, 2011 (6 FGs)

TEAM SCORED AT LEAST 50 POINTS:

WCU: 52 vs. Mars Hill – Sept. 10, 2011
Opp: 62 by Samford – Sept. 28, 2013

TEAM SCORED AT LEAST 30 POINTS IN A HALF:

WCU: 45 vs. Mars Hill (1st) – Sept. 10, 2011
Opp: 31 by Middle Tennessee (1st) – Aug. 29, 2013

TEAM SCORED AT LEAST 25 POINTS IN A QUARTER:

WCU: 29 vs. West Virginia State (2nd) – Sept. 2, 2004
Opp: 28 by Wofford (2nd) – Sept. 15, 2012

TEAM WAS SHUTOUT:

WCU: by Alabama (49-0) – Nov. 17, 2012
Opp: Shorter (35-0) – Aug. 28, 2008

• Youth will abound across the field for WCU in 2013 ... With just 15 seniors, the Catamount opening day roster features 65 players that are sophomores, redshirt freshmen or true freshmen – meaning 64% of the roster will be in their THIRD semester (or less) of college;

• WCU's schedule features THREE teams from the NCAA Football Bowl Subdivision (FBS) including visits to new Conference USA member, Middle Tennessee (Aug. 29); Virginia Tech out of the ACC (Sept. 7); and the SEC's Auburn Tigers (Oct. 2) ... the three FBS teams MATCHES the MOST ever scheduled by WCU in a single season since going NCAA D-I (1976) – played at South Carolina (L, 45-24), at Auburn (L, 55-6) and at NC State (31-18) in 1986;

• With SoCon-members Appalachian State and Georgia Southern reclassifying to NCAA Division I FBS and joining the Sun Belt Conference in 2014, it is almost as if WCU is playing FIVE teams of FBS caliber in 2013.

CLARK, SECHREST TABBED PRESEASON ALL-SoCon:

• Western Carolina senior punter Clark Sechrest and red-shirt junior defensive back Ace Clark were both named to the preseason All-Southern Conference teams as released during the league's media day held at the Spartanburg (S.C.) Marriott;

• Clark finished 2012 ranked fourth on the Catamount squad with 88 tackles from his safety position. An all-freshman selection back in 2011, Clark came away with two of WCU's four interceptions a season ago. A native of Germantown, Md., Clark has 178 career stops including 92 solo tackles and 2.5 tackles for loss.

• Sechrest took over as WCU's primary punter a year ago, punting 64 times – second in the SoCon – and ranked fourth in the league with a 41.9 yard per kick average including a career-long of 58 yards against Chattanooga ... A total of 15 of his kicks tallied 50-or-more yards while 18 were downed inside the opponent's 20-yard line ... Sechrest led WCU in scoring in 2011, tallying 44 points in his first season in Cullowhee, going a perfect 32-for-32 in PATs while connecting on 4-of-7 field goals including a career-long 51-yard boot against nationally-ranked Wofford. The Cornelius, N.C., native additionally punched through three extra points and a 36-yard field goal for six total points in 2012, giving him 50 for his WCU career.

WCU SELECTED 7TH BY MEDIA, LEAGUE COACHES:

• Western Carolina was tabbed seventh in both the coaches and media polls released as a part of the preseason Media Day ... Two teams – Appalachian State and Georgia Southern – are not factored into the predicted standings with their reclassification;

• Chattanooga was picked by the league's head coaches to win the 2013 SoCon crown while the SoCon Sports Media selected 2012 co-champion, Wofford, to win the league's top spot and automatic bid to the FCS playoffs ... UTC was second in the media voting, but Wofford was third behind Samford according to the league's head coaches.

SECHREST ON PRESEASON AWARD WATCH LIST:

Western Carolina senior punter Clark Sechrest was listed on the 2013 College Football Performance Awards (CFPA) Punter Award Watch List. CFPA is the largest awards organization in Division-I college football ... the preliminary watch list at punter highlights 32 returning performers vying for the top individual punter award in the NCAA Football Championship Subdivision (FCS) ... All CFPA recipients are selected exclusively based upon objective scientific rankings of the extent to which individual players increase the overall effectiveness of their teams.

NEW COACHING FACES FOR CATAMOUNTS IN 2013:

Western Carolina and second-year head coach Mark Speir have several new faces patrolling the sidelines for 2013:

• SHAWN QUINN, defensive coordinator: Last coached at Charleston Southern in 2012 ... Also coached at Georgia Southern for two seasons after serving as the defensive coordinator at Northwestern State ... Four-year letter winner along the defensive line at Carson-Newman from 1991-94;

• DE'RAIL SIMS, running backs: Spent last season at perennial Division II football power, Carson-Newman, which led D-II in rushing in 2012 ... Played two seasons at Univ. of Pikeville where he also got his coaching start;

• DENNIS THOMAS, defensive tackles: Played and coached at South Carolina, going to four Bowl games as an assistant under Steve Spurrier ... Will assist along the defensive line with the tackles

• DAVID PATTEN, offensive assistant/WRs: Former Catamount wide receiver and 12-year NFL veteran who earned three Super Bowl rings – all with the New England Patriots ... Is enrolled at WCU to finish his degree and assist with the Catamount receiving corps;

• EVAN BARR, and the WCU Athletic Performance staff ... Barr and his assistants NICK WHITE and DAN O'CONNELL started working with the football team in the spring ... their efforts with the football team in the weight room, etc., have been seen immediately – and are credited by the entire football coaching staff ... Barr was a walk-on offensive lineman at the Univ. of Tennessee under head coach Phillip Fulmer.

WCU LANDS 4 ON COLLEGE SPORTS MADNESS SQUAD:

• Western Carolina put three on the second team defense led by senior linebacker Courtland Carson and redshirt junior defensive back Ace Clark with senior punter Clark Sechrest also earned a second team nod ... Sophomore running back Darius Ramsey earned third team honors by the publication.

• Sechrest and Clark added to their preseason honors as they were also tabbed preseason All-SoCon by the league's head coaches.

• Carson started all 11 games a season ago and returns as WCU's leading tackler with a career-best 97 stops in 2012 ... the Charlotte, N.C., native posted at least four tackles in every game during the including a career-high 12 tackles against arch rival Appalachian State.

• Ramsey returns as WCU's leading rusher, gaining 503 total yards and averaging 55.9 rushing yards per game in 2012, earning SoCon All-Freshman team plaudits. The Waco, N.C., product rushed for a pair of touchdowns while also ranking third on the team in receiving with 25 catches out of the backfield.

TROY MITCHELL RUSHES WAY INTO WCU RECORD BOOKS:

According to available research dating back to 1967, WCU QB Troy Mitchell's EIGHT rushing touchdowns in 2012 were the MOST by a Catamount QB, surpassing Josh Brook's five rushing scores in 1996 ... Adam Hears had four rushing TDs in 2007 to match Chad Greene's mark in 1995 and Don Dalton's four in 1967.

NOTING WESTERN CAROLINA FOOTBALL FROM 2012:

• Western Carolina won its first-ever game under head coach Mark Speir, downing the Mars Hill Lions, 42-14, in the season opener of 2012 ... Speir became the third-straight, first-year head coach at WCU to score a victory in his first-ever game on the sidelines;

• WCU finished the 2012 season winless in the Southern Conference for a second-straight season ... the Catamounts' last league win was the aforementioned, 24-13, win at The Citadel in 2010.

A TELLING STATISTIC:

All told, WCU has only won 13 of its last 85 games (13-72) dating back to the final game of the 2005 season, which includes a 3-55 mark in Southern Conference play (two wins over The Citadel and one over Chattanooga).




WESTERN CAROLINA'S RECORD WHEN...

	2013	Speir Era
Overall	1-5	2-15
Home	1-1	2-5
Road	0-4	0-10
In overtime	0-0	0-0
Afternoon games	1-3	1-11
Night games	0-2	1-4
Vs. SoCon Opp.	0-3	0-11
Vs. Nonconference Opp.	1-2	2-4
Vs. Ranked Opp.	0-0	0-4
Vs. In-State Opp.	1-0	2-2
In August	0-1	1-1
In September	1-3	1-7
In October	0-1	0-5
In November	0-0	0-2
Decided by 3 pts or less	0-0	0-0
Decided by 7 pts or less	1-1	1-2
Decided by 10+ points	0-4	1-13
Scoring 30+ points	1-0	2-2
Scoring 20-29 points	0-4	0-10
Scoring 0-19 points	0-1	0-3
Allowing 30+ points	0-4	0-13
Allowing 20-29 points	1-1	1-2
Allowing 0-19 points	0-0	1-0
Scoring first	1-0	2-2
Leading at halftime	1-0	2-2
Trailing at halftime	0-5	0-12
Tied at halftime	0-0	0-1
Leading after 3 quarters	0-0	1-2
Trailing after 3 quarters	1-5	1-12
Tied after 3 quarters	0-0	0-1
Earning more first downs	0-0	1-1
Earning fewer first downs	1-5	1-14
Earning same first downs	0-0	0-0
Outrushing Opp.	0-0	1-1
Getting outrushed	0-5	0-14
Same rushing yards	1-0	1-0
Passing for more yards	1-2	2-6
Passing for fewer yards	0-3	0-9
Winning time of possession	0-2	1-4
Losing time of possession	1-3	1-11
Winning turnover battle	1-0	2-0
Losing turnover battle	0-3	0-7
Turnovers are even	0-2	0-8
More penalty yards	1-2	2-6
Less penalty yards	0-3	0-9
Equal penalty yards	0-0	0-0
In televised games	0-1	0-4
On ESPN3	0-1	0-2
On Fox College Sports	0-0	0-1
On SEC Network	0-0	0-1
On WMYA-TV	0-1	0-1

WESTERN CAROLINA VS. CURRENT MEMBERS OF THE SOUTHEASTERN CONFERENCE


ALABAMA	(0-3)
at Tuscaloosa, Ala. Sept. 18, 2002	L..... 0...52
at Tuscaloosa, Ala. Sept. 1, 2007	L..... 6...52
at Tuscaloosa, Ala. Nov. 17, 2012	L..... 0...49
(NOTE: The 2007 meeting was Alabama's first game under head coach Nick Saban ... the win was later vacated during the summer of 2009)	
AUBURN	(0-2)
at Auburn, Ala. Oct. 4, 1986	L..... 6...55
at Auburn, Ala. Sept. 7, 2002	L..... 0...56
FLORIDA	(0-1)
at Gainesville, Fla. Nov. 18, 2006	L..... 0...62
GEORGIA	(0-2)
at Athens, Ga. Aug. 31, 1991	L..... 0...48
at Athens, Ga. Sept. 15, 2007	L..... 16...45
LOUISIANA STATE (LSU)	(0-1)
at Baton Rouge, La. Sept. 2, 2000	L..... 0...58
(NOTE: The 2000 meeting was LSU's first game under head coach Nick Saban)	
SOUTH CAROLINA	(0-4)
at Columbia, S.C. Sept. 13, 1986	L..... 24...45
at Columbia, S.C. Sept. 12, 1987	L..... 6...31
at Columbia, S.C. Sept. 10, 1988	L..... 0...38
at Columbia, S.C. Oct. 21, 1989	L..... 3...24
VANDERBILT	(0-1)
at Nashville, Tenn. Sept. 5, 2009	L..... 0...45
WCU's All-Time Record vs. the SEC:	0-14
Most Points Allowed:	62 at Florida (11/18/06)
Most Points Scored:	24 at South Carolina (9/13/86)
Largest Margin of Defeat:	62 at Florida (L, 62-0, 11/18/06)
Closest Point Total:	21, twice
..... at South Carolina (L, 45-24) - 9/13/86	
..... at South Carolina (L, 24-3) - 10/21/89	
Most Recent vs. SEC:	L at #4 Alabama (49-0), 2012



1971-81



1982-88




1989



1990



1991




1992-98



1999-01



2002-08



2008-11



2012



For just the second time in school history, the letters that abbreviate Western Carolina University - "W-C-U" - will adorn the school's football helmet. The new white lettering with gold outline will accompany the front-facing Catamount head athletics logo.

Western Carolina returned to its long-standing tradition of wearing purple helmets in Cullowhee in 2012. This year's version of the Catamount football helmet again features a deep purple color with reflective gold metallic flake and a matching deep purple facemask and chin straps.

Since 1969 when the legendary former head coach Bob Waters stepped foot on the WCU campus, Catamount football teams have worn purple helmets for 39 of the 44 years. The only exceptions are the 1989 season under Dale Strahm with the "yellow LSU" look, and four seasons which featured metallic gold helmet with the new logo and three "cat scratches" down the center. The "LSU-style" helmet was the only other design to feature the letters, WCU.

Whereas WCU has sported solid purple domes on the football field numerous times in its history, the team has also used myriad of logos to adorn the helmets over time. Prior to the 1971 season, Waters and his staff decided that the helmets needed a new look - and as it turned out, it became the most recognizable helmet moniker in program history. The script "The Cats" hit the headgear and, over time, became the tradition of WCU football.

Although the print of the script changed in color - going from white to gold - "The Cats" remained on the Catamount football helmets for 27 of the next 29 years with the lone exception coming in 1989 under Strahm and the 1990 season which again featured a un-logoed, purple helmet.

WCU underwent another helmet change in 1999 with a golden block "W" on both sides and a white-and-gold, tri-stripe down the middle which was on the headgear for three seasons. "The Cats" returned to the helmets in 2002, adding a modern treatment to those dynamic duo of words and a cat-like look with eyes and whiskers enveloping the word mark.

The modern "The Cats" look stayed until 2008 when the purple helmets gave way to the aforementioned golden domes.



WHAT IS A CATAMOUNT?

Western Carolina University's unique mascot and nickname for its athletics teams seem to always bring about the same question when WCU plays on the road ... "What is a Catamount?"

Webster's Dictionary defines "catamount" as "any of various wild cats, such as a cougar or lynx." Cats of the catamount variety, including the bobcat, roam the southern Appalachian Mountains where Western Carolina University is located.

The nickname evolved from a contest that was held on the Cullowhee campus in 1933. The school was called Western Carolina Teachers College at that time and its teams were known as "the Teachers."

Everyone on campus was invited to participate, and the usual names were suggested - Bears, Indians, Panthers. However, the college wanted an unusual name; a name that few others had and that everyone would not copy.

The contest came down to Mountain Boomers, a small ground squirrel that scampers about the woods and is extremely difficult to catch, and Catamounts. Catamounts was the favorite of Head Football Coach C.C. Poindexter and was the nickname chosen. Poindexter wanted his players to be Catamounts with "fierce spirit, savage attacks, and lightning quick moves."

Western Carolina University is the only football-playing school in the nation using the nickname, "Catamounts," with the University of Vermont in Burlington, VT, being the only other school playing under that moniker.

HISTORY OF THE CATAMOUNT LOGO

From 1975 til today

For a complete history of the WCU Catamount logo, visit www.catamountsports.com under "Traditions"



1975-1981



1981-1996



1997-2004



2004-08



2008-present

2013 Southern Conference Standings

SoCon Games This Week

SATURDAY, OCTOBER 12, 2013

* The Citadel at Georgia Southern, 1 pm

* Elon at Wofford, 1:30 pm

WESTERN CAROLINA at Auburn, 2 pm ET / 1 pm CT

* Samford at Appalachian State, 3:30 pm

* Furman at Chattanooga, 6 pm

* Denotes Southern Conference game

Rnk	Team	SO CON					OVERALL				
		W	L	Pct	Pts	Opp	W	L	Pct	Pts	Opp
#-/23	Samford	2	0	1.000	106	57	4	2	.667	216	163
#12/12	Wofford	2	0	1.000	51	30	3	2	.600	109	116
	Chattanooga	1	1	.500	63	44	3	2	.600	168	99
	Furman	1	1	.500	49	45	2	3	.400	119	128
	The Citadel	2	2	.500	86	94	2	4	.333	173	185
	Elon	1	1	.500	49	56	2	4	.333	136	209
	WESTERN CAROLINA	0	3	.000	65	132	1	5	.167	122	245
	Appalachian State *	1	1	.500	59	52	1	4	.200	110	133
# -/22	Georgia Southern *	1	2	.333	77	95	3	2	.600	213	121



SOUTHERN CONFERENCE WEEKLY FOOTBALL COACHES' TELECONFERENCE

The Southern Conference will once again sponsor a weekly teleconference throughout the season that features the league's nine football coaches. The weekly teleconference is open to members of the media ONLY and will take place each Tuesday (Aug. 31-Playoffs) from 10:00-11:15 am. Each coach will have eight-minutes to make an opening statement and answer questions from the media:

SoCon Football Coaches Teleconference - Weekly Schedule

Time (EDT)	Coach, School
10:00 - 10:08	Scott Satterfield, Appalachian State
10:08 - 10:16	Kevin Higgins, The Citadel
10:16 - 10:24	Jason Swepson, Elon
10:24 - 10:32	Bruce Fowler, Furman
10:32 - 10:40	Jeff Monken, Georgia Southern
10:40 - 10:48	Pat Sullivan, Samford
10:48 - 10:56	Russ Huesman, Chattanooga
10:56 - 11:04	MARK SPEIR, WESTERN CAROLINA
11:04 - 11:12	Mike Ayers, Wofford

Southern Conference Public Affairs

702 North Pine Street
Spartanburg, SC 29303
Office: (864) 591-5100 - Fax: (864) 591-3448

www.SoConSports.com

Jason Yaman
SoCon Media Relations
jyaman@socon.org
(864) 591-5100

Phil Perry / pperry@socon.org
Sean Jones / sjones@socon.org

2013 SOCON PRESEASON COACHES POLL

1. Chattanooga	47
2. Samford	43
3. Wofford	40
4. The Citadel	33
5. Furman	25
6. Elon	16
7. Western Carolina	12
Appalachian State	-
Georgia Southern	-













2013 SOCON PRESEASON MEDIA POLL

1. Wofford	194
2. Chattanooga	176
3. Samford	149
4. The Citadel	126
5. Furman	107
6. Elon	161
7. Western Carolina	47
Appalachian State	-
Georgia Southern	-

*Polls do not include Georgia Southern and Appalachian State due to NCAA-designated FBS transition status for 2013 season; both moving to the Sun Belt Conference in 2014.

2013 SOUTHERN CONFERENCE COACHES PRESEASON ALL-CONFERENCE TEAMS:

FIRST TEAM		SECOND TEAM	
OFFENSE		OFFENSE	
QB	Jamal Londry-Jackson, Sr., APP	QB	Jacob Huesman, So., UTC
RB	Dominique Swope, Jr., GSU	RB	Darien Robinson, Sr., CIT
RB	Fabian Truss, Sr., SAM	RB	Donovan Johnson, Sr., WOF
OL	Kendall Lamm, Jr., APP	OL	Cullen Brown, Sr. CIT
OL	Dakota Dozier, Sr., FUR	OL	Clay Johnson, Sr., ELON
OL	Dorian Byrd, Sr., GSU	OL	Garrett Frye, Jr., GSU
OL	Ty Gregory, Sr., WOF	OL	Kasey Morrison, Sr., SAM
OL	Jared Singleton, Sr., WOF	OL	Kevin Revis, Sr., UTC
TE	Faysal Shafaat, Jr., UTC	TE	Zeke Walters, Sr., SAM
WR	Andrew Peacock, Sr., APP	WR	Kierre Brown, Jr., ELON
WR	Sean Price, So., APP	WR	Terrell Robinson, Jr., UTC
WR	Kelsey Pope, Sr., SAM		
DEFENSE		DEFENSE	
DL	Ronald Blair, Jr., APP	DL	Gary Wilkins, Jr., FUR
DL	Derek Douglas, Sr., CIT	DL	Javon Mention, Sr., GSU
DL	Derrick Lott, Sr., UTC	DL	Jerry Mathis, Jr., SAM
DL	Davis Tull, Jr., UTC	DL	Tarek Odum, Jr., WOF
LB	Jonathan Spain, Jr., ELON	LB	Carson Smith, Jr., CIT
LB	Wes Dothard, Sr., UTC	LB	Justin Shade, Sr., SAM
LB	Alvin Scioneaux, Sr., WOF	LB	Mike McCrimon, Sr., WOF
DB	Lavelle Westbrooks, Sr., GSU	DB	Joel Ross, Jr., APP
DB	Jaquiski Tartt, Jr., SAM	DB	Brandon McCladdie, Sr., CIT
DB	D.J. Key, Sr., UTC	DB	Chandler Wrightenbery, Sr., ELON
DB	Kadeem Wise, Sr., UTC	DB	ACE CLARK, JR., WCU
		DB	James Zotto, Sr., WOF
SPECIALISTS		SPECIALISTS	
PK	Ray Early, Sr., FUR	PK	Drew Stewart, Sr., APP
P	Ray Early, Sr., FUR	P	CLARK SECHREST, SR., WCU
RS	Tony Washington, Sr., APP	RS	Fabian Truss, Sr., SAM

	at Middle Tennessee Thurs., Aug. 29 Murfreesboro, Tenn. L, 45-24	MURFREESBORO, TENN. – Western Carolina dropped its 2013 season-opener at new Conference USA-member, Middle Tennessee, 45-24, at Floyd Stadium. The Catamounts spotted the Blue Raiders a 28-point first half lead before closing to within two touchdowns before halftime, tallying passing TDs from Troy Mitchell just 11 seconds apart. The loss was WCU's first-ever to MTSU in Murfreesboro, having entered the game 2-0 on the road in the all-time series.
	at Virginia Tech (ESPN3) Sat., Sept. 7 Blacksburg, Va. L, 45-2	BLACKSBURG, VA. – Western Carolina dropped its third-straight game to a NCAA Football Bowl Subdivision (FBS) opponent as Virginia Tech outscored the Catamounts, 24-3, in the second half en route to a 45-3 final at Lane Stadium / Worsham Field. Virginia Tech's Detrick Bonner returned one of his two interceptions for a touchdown and Trey Edmunds ran for two scores in the win. WCU struggled to find rhythm in the passing game, tossing three interceptions in the loss.
	THE CITADEL * (Catamount Club Day) Sat., Sept. 14 L, 28-21	CULLOWHEE, N.C. – WCU's Darius Ramsey and Troy Mitchell combined to rush for 208 yards with Ramsey finding the end zone twice in the home and SoCon opener, but The Citadel held off Western Carolina, 28-21. The Citadel, which was spotted a 21-point first half lead, cashed in three methodical scoring drives of eight-or-more plays including a season-long 19-play marathon march to open the game. The Bulldogs also converted a special teams miscue into seven points.
	MARS HILL (WCU Family Weekend) Sat., Sept. 21 W, 30-23	CULLOWHEE, N.C. – Wide receiver Kamorris Benson hauled in three, fourth quarter touchdown receptions as Western Carolina rallied from an 11-point deficit in the final frame to upend the Mars Hill Lions, 30-23, on a soggy Saturday afternoon at E.J. Whitmire Stadium / Bob Waters Field. Benson recorded scoring strikes of 80, 75 and 33 yards from sophomore QB Troy Mitchell. WCU won its 15th-straight game over the Lions while snapping its 13-game winless drought.
	at Samford * Sat., Sept. 28 Birmingham, Ala. L, 62-23	BIRMINGHAM, ALA. – Western Carolina overcame a 14-point, first half deficit with 10-straight second quarter points. However, sparked by a 100-yard kickoff return by Fabian Truss, Samford rattled off 28-straight points en route to a 62-23 victory at Seibert Stadium. WCU recorded three rushing scores in the loss including one by quarterback Troy Mitchell and running backs Darius Ramsey and Shaun Warren.
	at Chattanooga * (WMYA-TV) Sat., Oct. 5 Chattanooga, Tenn. L, 42-21	CHATTANOOGA, TENN. – UTC quarterback Jacob Huesman threw a career-high four touchdown passes while rushing for a fifth score as Chattanooga handed Western Carolina a 42-21 loss at Finley Stadium. WCU got two passing touchdowns from Troy Mitchell who found Terryon Robinson (46 yds) and Kamorris Benson (25 yds) for scores, but threw three of WCU's four interceptions. Freshman Garry Lewis rushed for the Catamounts' first points, his first career TD.
	at Auburn (PPV) Sat., Oct. 12 Auburn, Ala. 1:00 pm CT	Auburn represents both Western Carolina's third Football Bowl Subdivision (FBS) opponent on the season, as well as its third trip into the Central Time Zone for games this fall. This mid-October meeting is the third all-time between the Catamounts and Tigers, and the first since 2002. WCU trails in the all-time series with the SEC's Tigers, 0-2, meeting in 1986 and 2002.
	WOFFORD * (ESPN3) (Hall of Fame Day) Sat., Oct. 19 CULLOWHEE – 3:30 PM	WCU's first home game in nearly a month features the second, triple-option team of the season with Wofford coming to Cullowhee as WCU honors its 24th Hall of Fame induction class. Last season, Wofford chewed up 590 yards on the ground and broke a 7-7 tie with 35-straight points in a 49-20 home win over WCU. The Catamounts have dropped seven-straight to the Terriers since blanking Wofford, 24-0, back in 2005 – Wofford's only shutout loss since joining the SoCon.
	ELON * (Homecoming) Sat., Oct. 26 CULLOWHEE – 3:30 PM	The Catamounts look to end a seven-game losing skid to Elon in a series it once dominated in Cullowhee – winning eight-straight at home between 1970 and 2005. A year ago, Western Carolina scored 16-straight points in comeback fashion after spotting Elon a 28-0 first half lead, but couldn't complete the rally, falling on the road, 42-31.
	at Georgia Southern * Sat., Nov. 9 Statesboro, Ga. 3:30 pm	In what is likely the final SoCon meeting between Western Carolina and Georgia Southern, the Catamounts will try and halt an 18-game winless drought in the series and get their first-ever win on the road in the series (0-10). Last year, GSU's triple-option ground attack chewed up 664 yards of total offense (614 on the ground) to power past WCU, 45-13. WCU was held to just 207 yards of total offense as GSU commanded a 40:28-to-19:32 edge in time of possession.
	FURMAN * (1983 Commemoration) Sat., Nov. 16 CULLOWHEE – 3:30 PM	WCU wraps up its regular season by hosting Furman in Cullowhee, looking to snap a seven-game slide. It is only fitting that WCU honor the 30th anniversary of its run to the 1983 NCAA Division I-AA (now FCS) National Championship game against Furman as the two met twice during the season including a 14-7 WCU win in Greenville, S.C., that put the Catamounts in the title game. Furman won last season, 45-24.
	at Appalachian State * (Battle for the Old Mountain Jug) Saturday, Nov. 23 Boone, N.C. – 3:30 pm	Story lines again abound entering the 78th installment of the gridiron grudge match between Western Carolina and Appalachian State. The 38th "Battle for the Old Mountain Jug" will be the last for WCU and ASU as league opponents – at least for the foreseeable future. WCU head coach Mark Speir returns to Boone where he spent nine seasons as an assistant coach. WCU looks to halt an eight-game drought in the rivalry series, falling last year, 38-27, in Cullowhee.

MISC. STATS/NOTES

WESTERN CAROLINA BIG RUN PLAYS (15 or more yds):

YDS	PLAYER	OPP.
53.....	Troy Mitchell	vs. The Citadel
35.....	Troy Mitchell	at Samford
29.....	Troy Mitchell	at Samford
27.....	Darius Ramsey	at Samford
22.....	Shaun Warren	vs. Mars Hill
20.....	Troy Mitchell	at Middle Tennessee
19.....	Eddie Sullivan	at Virginia Tech
17.....	Darius Ramsey	vs. Mars Hill
16.....	Troy Mitchell	at Chattanooga
16.....	Darius Ramsey	vs. The Citadel
15.....	Troy Mitchell	vs. The Citadel
15.....	Darius Ramsey	vs. The Citadel

WESTERN CAROLINA BIG PASS PLAYS (30 or more yds):

YDS	PLAYER	OPP.
80....	Kamorris Benson from T. Mitchell	Mars Hill
75....	Kamorris Benson from T. Mitchell	Mars Hill
65....	Michael Helms from T. Mitchell	at Samford
56....	Kamorris Benson from T. Mitchell	at MTSU
46....	Terryon Robinson from T. Mitchell	at UTC
35....	Terryon Robinson from T. Mitchell	at MTSU
33....	Kamorris Benson from T. Mitchell	Mars Hill

LONGEST RUN PLAY IN SPEIR ERA:

YDS	PLAYER	OPP.
53.....	Troy Mitchell	vs. The Citadel (9/14/13)

LONGEST PASS PLAY IN SPEIR ERA:

YDS	PLAYER	OPP.
80.....	Kamorris Benson from Troy Mitchell	vs. MHU, '13

MOST POINTS SCORED VS. SoCon OPPONENT:

53.....	W	vs. Chattanooga – Oct. 22, 1994
45.....	W	vs. Chattanooga – Oct. 26, 2002
45.....	W	vs. The Citadel – Sept. 20, 1997
45.....	L	vs. #6 Marshall – Nov. 12, 1988
44.....	L	vs. #11 Wofford – Oct. 25, 2007
44.....	W	at Chattanooga – Oct. 17, 1992
44.....	W	at The Citadel – Nov. 5, 1983
44.....	W	vs. Appalachian State – Nov. 19, 1977
43.....	W	vs. East Tennessee – Oct. 11, 1986
42.....	W	at The Citadel – Sept. 17, 1994
42.....	W	vs. Marshall – Oct. 16, 1982

MOST POINTS ALLOWED VS. SoCon OPPONENT:

79.....	L	at Appalachian State – Nov. 10, 2007
70.....	L	at Georgia Southern – Oct. 9, 1999
62.....	L	at Samford – Sept. 28, 2013
56.....	L	at Chattanooga – Oct. 23, 1999
52.....	L	at Samford – Oct. 29, 2011
52.....	L	at #1 Ga. Southern – Sept. 24, 2011
52.....	L	vs. Furman – Nov. 17, 2007
52.....	L	at Marshall – Nov. 11, 1989
52.....	L	vs. #6 Marshall – Nov. 12, 1988
51.....	L	at Chattanooga – Oct. 15, 2011
50.....	L	at Georgia Southern – Sept. 29, 2007
50.....	L	at #1 Georgia Southern – Oct. 6, 2001

MOST COMBINED POINTS VS. SoCon OPPONENT:

97.....	L	vs. Marshall (45-52) – 1989
---------	---	-----------------------------



- **PERSONAL DATA:** Originally from Kannapolis, N.C. ... His wife, Paige; the couple has two sons, Zeb and Jackson.
- **EDUCATION:** Graduated from Clemson University with a bachelor's degree in secondary education in '90; earned his Masters degree at WCU in 1994.
- **COACHING EXPERIENCE:** Speir returned to Cullowhee in 2012 after spending nine seasons at Appalachian State where he was a part of three-consecutive FCS National Championships from 2005-07 ... He served as ASU's recruiting coordinator from 2004 until 2011, while also coaching the inside linebackers prior to his departure. Speir also coached the Mountaineers' running backs (2003-04), defensive line (2005-08) and defensive ends (2009-10) ... In 2009, Speir was tabbed as the NCAA Division I FCS Assistant Coach of the Year by the American Football Coaches Association (AFCA) ... Prior to Appalachian State, Speir also made coaching stops at both at Presbyterian (1997-99) while the Blue Hose were a NCAA Division II member institution, and at Elon (2000-02) the year after the program made the transition to a NCAA Division I school.

A native of Kannapolis, N.C., Speir broke into coaching while an undergraduate at Clemson University, working as a student assistant from 1986 through 1989, and helped the Tigers to three Atlantic Coast Conference (ACC) Championships during his four years. Following his graduation, Speir landed on Steve Hodgin's staff in Cullowhee, first working with the Catamount running backs from 1991-93, then the linebackers in 1994 before coaching the defensive line and serving as the program's recruiting coordinator from 1995-96 ... All told, Speir has held the title of recruiting coordinator at three NCAA FCS institutions (WCU, Elon and ASU).

MARK SPEIR ERA – A RETURN “HOME” TO CULLOWHEE:

The 2012 season-opening Thursday night game against Mars Hill marked the “official” beginning of the WCU head coaching career for Mark Speir ... Hired on Dec. 22, 2011, Speir was introduced to the Catamount Nation before a standing-room-only audience in the Ramsey Center Hospitality Room ... Speir is the 13th different head coach in Western Carolina's football history ... It is his second stint in Cullowhee as Speir got his professional start in collegiate coaching in 1991 on staff with former head coach, Steve Hodgin ... Speir was on staff at WCU from 1991 until 1996 ... His first son, Zeb, was born in Harris Regional Hospital in Sylva and his youngest son, Jackson, is named after the county in which Cullowhee resides.

CATAMOUNT FIRST-YEAR HEAD COACHES IN DEBUT OUTINGS:

Western Carolina first-year head coaches have combined to go 6-5-2 in their first-ever games dating back to 1931 ... SIX of the 13 head coaches all-time have started out their career at WCU with a victory ... WCU's first-year head coaches are 4-1 in first career games that occur at home ... Mark Speir became the THIRD-STRAIGHT, first-year WCU head coach to win his debut game, with his 2012 Catamounts scoring THE MOST POINTS by any team led by a first-year head coach in program history ... Bob Waters – WCU's all-time winningest head coach – posted the best-ever first season by going 9-1 in 1969, opening the year with a victory:

YEAR	COACH	- RESULT -	SCORE	OPPONENT
1931	C.C. Poindexter	W	12-7	vs. Sylva Institute
1935	Ralph James	L	6-26	at Apprentice School
1939	James Whatley	T	0-0	at Guilford College
1945	Marion McDonald	L	7-35	at High Point
1946	Tom Young	T	6-6	at High Point
1956	Dan Robinson	W	19-13	at Carson-Newman
1969	Bob Waters	W	20-17	vs. Carson-Newman
1989	Dale Strahm	L	13-31	at Eastern Kentucky
1990	Steve Hodgin	L	0-67	at N.C. State
1997	Bill Bleil	L	10-17	vs. Liberty University
2002	Kent Briggs	W	23-3	at Liberty University
2008	Dennis Wagner	W	35-0	vs. Shorter College
2012	Mark Speir	W	42-14	vs. Mars Hill College

MARK SPEIR AT A GLANCE


Hometown: Kannapolis, N.C.
 Wife: Paige (Holt) of Pickens, S.C.
 Sons: Zeb and Jackson
 Alma Mater: Clemson, 1990
 Master's – Western Carolina, 1994

COACHING EXPERIENCE

- 1986-89: Clemson (Student Assistant)
- 1991-93: Western Carolina (Running Backs)
- 1994: Western Carolina (Outside Linebackers)
- 1995-96: Western Carolina (Defensive Line/Recruiting Coordinator)
- 1997-99: Presbyterian (Defensive Line/Strength & Conditioning)
- 2000-01: Elon (Running Backs/Sp.Tms/Recruiting Coord.)
- 2002: Elon (Defensive/Recruiting Coordinator)
- 2003-04: Appalachian State (Running Backs)
- 2005-09: Appalachian State (Defensive Line)
- 2004-11: Appalachian State (Recruiting Coordinator)
- 2009-10: Appalachian State (Defensive Ends)
- 2011: Appalachian State (Inside Linebackers)
- 2012: Western Carolina (Head Coach)

RECORD BY UNIFORM UNDER SPEIR

Opponent	Jersey	Pant	W/L	Record
Mars Hill	Purple	Purple	WIN	
at Marshall	White	Gold	Loss	
at Wofford	White	Purple	Loss	
Samford	Purple	Gold	Loss	
at Furman	Purple	Purple	Loss	
Georgia Southern	Purple	Gold	Loss	
at The Citadel	White	Gold	Loss	
at Elon	White	Purple	Loss	
Appalachian State	Purple	Purple	Loss	
Chattanooga	Purple	Purple	Loss	
at Alabama	White	Gold	Loss	0-3
at Middle Tennessee	White	Purple	Loss	
at Virginia Tech	White	Purple	Loss	
The Citadel	Purple	Purple	Loss	1-4
Mars Hill	Purple	Gold	WIN	1-2
at Samford	White	Purple	Loss	
at Chattanooga	White	Purple	Loss	0-6





WESTERN CAROLINA AT AUBURN



2013 WESTERN CAROLINA INDIVIDUAL STATISTICAL LEADERS

RUSHING	GP-GS	Att	Gain	Loss	Net	Avg	TD	Long	Avg/G
Troy Mitchell	5-4	70	414	66	348	5.0	1	53	69.6
Darius Ramsey	4-4	66	274	16	258	3.9	3	27	64.5
Shaun Warren	5-0	25	117	6	111	4.4	3	22	22.2
Garry Lewis	5-1	25	84	2	82	3.3	1	12	16.4
Eddie Sullivan	5-2	15	53	16	37	2.5	0	19	7.4

PASSING	GP-GS	Effic	Cmp-Att-Int	Pct	Yds	TD	Lng	Avg/G
Troy Mitchell	5-4	139.31	74-127-5	58.3	1030	8	80	206.0
Eddie Sullivan	5-2	75.97	22-42-5	52.4	237	0	28	47.4

RECEIVING	GP	No.	Yds	Avg	TD	Long	Avg/G
Kamorris Benson	6-6	23	412	17.9	6	80	68.7
Terryon Robinson	6-6	20	290	14.5	2	46	48.3
Willie Police	6-1	18	171	9.5	0	28	28.5
Jeff Moore	6-4	12	91	7.6	0	13	15.2
C.J. Goodman	6-3	5	69	13.8	0	28	11.5
Michael Helms, Jr.	6-4	4	114	28.5	0	65	19.0

PUNT RETURNS	No.	Yds	Avg	TD	Long
Terryon Robinson	5	17	3.4	0	7

KICK RETURNS	No.	Yds	Avg	TD	Long
Shaun Warren	10	236	23.6	0	46
Garry Lewis	6	135	22.5	0	30
Steffon Hill	5	80	16.0	0	22

|----- PATS -----|

SCORING	TD	FGs	Kick	Rush	Rcv	Pass	DXP	Saf	Points
Kamorris Benson	6	-	-	-	-	-	-	-	36
Richard Sigmon	-	4-5	12-14	-	-	-	-	-	24
Darius Ramsey	3	-	-	-	-	-	-	-	18
Shaun Warren	3	-	-	-	-	-	-	-	18
Terryon Robinson	2	-	-	-	-	-	-	-	12
Troy Mitchell	1	-	-	1-1	-	0-1	-	-	8

ALL PURPOSE	G	Rush	Rec	PR	KOR	IR	Tot	Avg/G
Kamorris Benson	6	-	412	-	-	-	412	68.7
Shaun Warren	5	111	33	-	236	-	380	76.0
Troy Mitchell	5	348	-	-	-	-	348	69.6
Terryon Robinson	6	-	290	17	-	-	307	51.2
Darius Ramsey	4	258	21	-	-	-	279	69.8

2013 WCU DEFENSIVE LEADERS:

Tackles Leaders:	GP	UA-AA = Total	Avg.
Courtland Carson	6	39-26 = 65	10.8
Sertonuse Harris	6	18-29 = 47	7.8
Ace Clark	5	21-23 = 44	8.8
Christon Gill	6	16-24 = 40	6.7
Jaleel Lorquet	6	13-16 = 29	4.8
Trey Morgan	6	15-10 = 25	4.2
Bryson Jordan	6	7-17 = 24	4.0
Caleb Hawkins	6	9-12 = 21	3.5
Andre Shishkin	4	8-11 = 19	4.8

TFL Leaders:	Total	Yds
Andre Shishkin	5.5	33
Courtland Carson	3.5	19

Sacks Leaders:	Total	Yds
Andre Shishkin	3.0	27
Courtland Carson	2.5	17

Interceptions Leaders:	Total
Christon Gill / Trey Morgan / Andre Whitmire	1

Fumbles Forced Leaders:	Total
Courtland Carson	2
Six players tied with	1

Fumbles Recovered Leaders:	Total
Six players tied with	1
Clark, Lorquet, Payne, Shishkin, Sigmon, Whitaker	

2013 AUBURN INDIVIDUAL STATISTICAL LEADERS

RUSHING	GP	Att	Gain	Loss	Net	Avg	TD	Long	Avg/G
Tre Mason	5	86	422	7	415	4.8	5	29	83.0
Nick Marshall	5	55	336	48	288	5.2	2	28	57.6
Cameron Artis-Payne	5	47	257	1	256	5.4	2	19	51.2
Corey Grant	5	28	256	8	248	8.9	2	75	49.6
Ricardo Louis	5	4	20	5	15	3.8	0	14	3.0

PASSING	GP	Effic	Cmp-Att-Int	Pct	Yds	TD	Lng	Avg/G
Nick Marshall	5	126.64	71-120-4	59.2	902	4	76	180.4
Jonathan Wallace	2	134.00	1-2-0	50.0	20	0	20	10.0

RECEIVING	GP	No.	Yds	Avg	TD	Long	Avg/G
Sammie Coates	5	13	319	24.5	1	68	63.8
Marcus Davis	5	13	98	7.5	1	18	19.6
Ricardo Louis	5	12	64	5.3	0	14	12.8
Quan Bray	5	8	118	14.8	1	76	23.6
Tre Mason	5	8	100	12.5	0	34	20.0
Trovon Reed	5	5	36	7.2	0	17	7.2

PUNT RETURNS	No.	Yds	Avg	TD	Long
Quan Bray	8	49	6.1	0	28

KICK RETURNS	No.	Yds	Avg	TD	Long
Trey Mason	8	243	30.4	1	100
Quan Bray	1	33	33.0	0	33

|----- PATS -----|

SCORING	TD	FGs	Kick	Rush	Rcv	Pass	DXP	Saf	Points
Cody Parkey	-	8-10	14-14	-	-	-	-	-	38
Trey Mason	6	-	-	-	-	-	-	-	36
Cameron Artis-Payne	2	-	-	-	-	-	-	-	12
Corey Grant	2	-	-	-	-	-	-	-	12
Nick Marshall	2	-	-	-	-	-	-	-	12

ALL PURPOSE	GP	Rush	Rec	PR	KOR	IR	Tot	Avg/G
Trey Mason	5	415	100	0	243	-	758	151.6
Nick Marshall	5	288	37	-	-	-	325	65.0
Sammie Coates	5	-	319	-	-	-	319	63.8
Cameron Artis-Payne	5	256	-	-	-	-	256	51.2
Corey Grant	5	248	-	-	-	-	248	49.6
Quan Bray	5	5	118	49	3	-	205	41.0

2013 AUBURN DEFENSIVE LEADERS:

Tackles Leaders:	GP	UA-AA = Total	Avg.
Robenson Therezie	5	19-9 = 28	5.6
Jermaine Whitehead	5	19-7 = 26	5.2
Cassanova McKinzy	5	12-11 = 23	4.6
Jonathon Mincy	5	19-3 = 22	4.4
Ryan White	5	13-8 = 21	4.2
Ryan Smith	5	16-5 = 21	4.2
LaDarius Owens	5	7-13 = 20	4.0
Chris Davis	3	13-6 = 19	6.3
Jake Holland	5	6-13 = 19	3.8

TFL Leaders:	Total	Yds
Gabe Wright	6.5	27
Carl Lawson	4.0	10

Sacks Leaders:	Total	Yds
Gabe Wright	2.0	16
Dee Ford	2.0	13
Carl Lawson	2.0	7

Interceptions Leaders:	Total
Robenson Therezie	3

Fumbles Forced Leaders:	Total
R. Smith / C. Davis / C. Lawson	1

Fumbles Recovered Leaders:	Total
Jake Holland / Ryan White	1

2013 HEAD-to-HEAD COMPARISON

WCU	Offense	AU
122	Scoring	144
20.3	Points Per Game	28.8
98	First Downs	101
2,103	Total Yards Gained	2,133
350.5	Yards Per Game	426.6
836	Rushing Yardage	1,211
139.3	Rushing Average per Game	242.2
1,267	Passing Yardage	922
211.2	Passing Average per Game	184.4
WCU	Team Stats	AU
36-305	Penalties-Yards	22-193
32%	3rd Down Conversion	40%
20%	4th Down Conversion	33%
WCU	Defense	AU
245	Points Allowed	110
40.8	Points Allowed Per Game	22.0
2,666	Total Yards Allowed	2,222
443.3	Yards Allowed Per Game	444.4
1,419	Rushing Yards Allowed	824
236.5	Rushing Average Allowed	164.8
1,247	Passing Yards Allowed	1,398
207.8	Passing Average Allowed	279.6

WESTERN CAROLINA 2013 FOOTBALL ROSTER /// **CATAMOUNTSPORTS.COM**

NO.	NAME	POS.	HT.	WT.	YR.	HOMETOWN (PREVIOUS COLLEGE/HIGH SCHOOL)
1	Shaun Warren	RB	5-7	175	Jr.	China Grove, N.C. (Jesse C. Carson HS)
2	Jaleel Lorquet	CB	5-10	165	So.	Jesup, Ga. (Wayne County HS)
3	Fred Payne	DB	5-10	175	Fr.	Gainesville, Ga. (Gainesville HS)
4	Sertonuse Harris Jr.	DB	6-0	190	So.	Mableton, Ga. (Pebblebrook HS)
5	Willie Police	WR	5-10	165	Fr.	Marietta, Ga. (Lassiter HS)
6	C.J. Goodman	RB	5-11	180	R-Fr.	Mableton, Ga. (Pebblebrook HS)
7	Christon Gill	LB	6-0	215	Jr.	Bridgeport, Conn. (Avon Old Farm Prep / Bridgeport Central HS)
9	Eddie Sullivan	QB	6-1	200	R-Jr.	Boca Raton, Fla. (Marshall / Boca Raton HS)
10	Troy Mitchell	QB	6-0	200	So.	Houston, Texas (Cypress Falls Texas HS)
11	Jawan Simmons	QB	6-2	180	Jr.	Syracuse, N.Y. (North Carolina Tech / Nottingham HS)
12	Stedman Lucas	LB	6-2	240	Fr.	Orangeburg, S.C. (Orangeburg-Wilkinson HS)
13	Jonah Duggan	QB	6-1	200	R-Fr.	Charlotte, N.C. (Ardrey Kell HS)
14	Karnorris Benson	WR	6-1	205	R-So.	Atlanta, Ga. (Therrell HS)
15	Michael Helms Jr.	TE	6-2	225	R-Fr.	Morganton, N.C. (Freedom HS)
16	Terryon Robinson	WR	5-11	185	Fr.	Decatur, Ga. (Decatur HS)
17	Dante Stewart	DB	5-8	190	R-Jr.	Swansea, S.C. (Clemson / Calhoun County HS)
18	Garrett Brown	WR	6-0	195	Jr.	Asheville, N.C. (Erwin HS)
19	Seth Curtis	WR	5-10	185	R-Fr.	Murphy, N.C. (Murphy HS)
20	Darius Ramsey	RB	5-8	180	So.	Waco, N.C. (Burns HS)
21	J.D. Polk	DB	6-0	175	R-So.	Fayetteville, N.C. (Jack Britt HS)
22	Bryson Jordan	LB	6-1	200	Fr.	Flowery Branch, Ga. (Buford HS)
24	Terrence Green	DB	5-10	200	R-So.	Jacksonville, Fla. (First Coast HS)
25	Garry Lewis	RB	5-9	185	Fr.	Fayetteville, N.C. (Douglas Byrd HS)
26	Trey Morgan	DB	6-0	175	Fr.	North Augusta, S.C. (North Augusta HS)
27	Reggie Williams	DB	5-11	195	R-Jr.	Wilmington, N.C. (Fayetteville State / New Hanover HS)
28	Ace Clark	DB	6-3	210	R-Jr.	Germantown, Md. (Clarksburg HS)
29	De'von Richardson	LB	6-0	220	R-Sr.	Bowie, Md. (Navy/ Bowie HS)
30	Tyson Dickson	LB	6-1	205	Fr.	Ellenwood, Ga. (Cedar Grove HS)
31	Ben Watkins	DB	5-11	200	Sr.	Marietta, Ga. (Univ. of Findlay / Pope HS)
33	Coleman Cunningham	LB	5-9	185	R-Fr.	Cornelia, Ga. (Habersham Central HS)
34	Brandon Grady	RB	5-9	180	Sr.	Easley, S.C. (Middle Tennessee State / Easley HS)
35	A.J. McKoy	DB	5-10	175	So.	Council, N.C. (East Bladen HS)
36	Richard Sigmon	K/P	5-10	185	Jr.	Mount Holly, N.C. (East Gaston HS)
37	K.P. Hicks	LB	6-2	210	R-So.	Charlotte, N.C. (Home School)
38	Clark Sechrest	P/K	6-0	215	Sr.	Comelius, N.C. (North Carolina/North Mecklenburg HS)
39	Shane Samuels	DB	5-8	170	Fr.	Duncan, S.C. (Byrnes HS)
40	Damian Whitaker	DB	6-0	185	R-Fr.	Decatur, Ga. (Druid Hills HS)
41	Courtland Carson	LB	6-0	215	Sr.	Charlotte, N.C. (Independence HS)
42	Andre Whitmire	DL	6-0	250	Sr.	Spartanburg, S.C. (Spartanburg HS)
43	Marcus Stokes	LB	6-2	225	Sr.	Roswell, Ga. (Lassiter HS)
44	London Richardson	TE	6-0	230	So.	Lawndale, N.C. (Burns HS)
46	Roderick Poag	TE	6-3	225	Fr.	Marshville, N.C. (Forest Hills HS)
47	Trevor Taylor	DB	5-10	200	R-Jr.	Raleigh, N.C. (West Point Prep/Ravenscroft School)
48	Blake Metcalf	P/K	6-1	180	R-Fr.	Asheville, N.C. (A.C. Reynolds HS)
49	Fred Mooring	DL	6-2	245	Fr.	Snelville, Ga. (Shiloh HS)
50	Caleb Pate	OL	6-2	245	R-Fr.	Seneca, S.C. (Seneca HS)
51	Tommy Tate	LB	6-1	215	Fr.	Norcross, Ga. (Norcross HS)
52	Quevalas Murray	OL	6-2	295	R-Sr.	Shelby, N.C. (Shelby HS)

NO.	NAME	POS.	HT.	WT.	YR.	HOMETOWN (PREVIOUS COLLEGE/HIGH SCHOOL)
53	Andrew Potts	OL	6-3	300	R-Fr.	Hampstead, N.C. (Topsail HS)
55	Jeff Lucas	LB	5-11	220	R-So.	Nashville, N.C. (Nash Central HS)
56	Lee Pattillo	LB	6-0	210	R-Fr.	Bryson City, N.C. (N.C. State / Swain County HS)
57	Avery Worsham	DL	6-1	210	Fr.	Indian Trail, N.C. (Porter Ridge HS)
58	Daniel Riddle	LB	6-1	215	Fr.	Raleigh, N.C. (Athens Drive HS)
59	Chandler Addertion	LS	6-3	220	R-Fr.	Graham, N.C. (Southern Alamance HS)
60	Justin Puett	OL	6-2	260	Fr.	Raleigh, N.C. (Wakefield HS)
61	Jake Thornton	OL	6-0	260	R-So.	Toccoa, Ga. (Carson-Newman/Stephens County HS)
62	Ethan James	OL	6-2	260	Fr.	Hudson, N.C. (South Caldwell HS)
63	Matt Degraffinreed	OL	6-2	295	So.	Raleigh, N.C. (Millbrook HS)
64	Tyler Philpott	OL	6-2	285	R-So.	Columbus, N.C. (Polk County HS)
66	Matthew Williamson	OL	6-1	240	Fr.	Sophia, N.C. (Randleman HS)
67	Brandon Berridge	OL	6-2	255	Fr.	Sophia, N.C. (Randleman HS)
68	Tanner Poindexter	OL	6-3	300	Fr.	Pfafftown, N.C. (Ronald Regan HS)
70	Dylan Sluder	DL	6-2	290	R-Fr.	Lexington, N.C. (Central Davidson HS)
71	Anthony Galavotti	OL	6-0	260	Fr.	Garner, N.C. (Garner Magnet HS)
71A	Tyler Gillen	PK	5-10	190	So.	Naperville, Ill. (Naperville Central HS)
72	Vince Williams	OL	6-5	270	R-Sr.	Edina, Minn. (Edina HS)
73	Austin Jacobs	OL	6-4	260	Fr.	Four Oaks, N.C. (Cleveland HS)
74	Hunter Kirby	OL	6-2	280	So.	Inman, S.C. (Boiling Springs HS)
75	Justin James	OL	6-2	285	Fr.	Savannah, Ga. (Calvary Day)
76	Josh Wineberg	OL	6-6	270	So.	West Jefferson, N.C. (Ashe County HS)
77	Ryan McLaughlin	OL	6-2	240	Fr.	Fairview, N.C. (A.C. Reynolds HS)
78	Sheldon Kinard	DL	6-1	250	Fr.	Charlotte, N.C. (North Mecklenburg HS)
79	Helva Matungulu	DL	6-5	266	R-So.	Nairobi, Kenya (St. Mary's School)
80	Gary Richardson	WR	6-0	175	R-Fr.	Clayton, N.C. (Clayton HS)
82	Tyler Sexton	TE	6-4	225	Fr.	Flat Rock, N.C. (East Henderson HS)
83	Jeff Moore	WR	5-9	165	R-Jr.	Raleigh, N.C. (Broughton HS)
84	Will Roseborough	WR	6-3	200	Sr.	Irmo, S.C. (Ben Lippen HS)
85	Steffon Hill	WR	5-11	185	Fr.	Hendersonville, N.C. (East Henderson HS)
86	Parker Swaringen	TE	6-1	205	Fr.	Concord, N.C. (Concord HS)
86A	Aaron Pridemore	WR	5-10	170	So.	Duncan, S.C. (Byrnes HS)
88	John Sullivan	WR	6-0	180	So.	Boca Raton, Fla. (Appalachian State / Boca Raton HS)
90	Kelvin Ume	DL	6-2	275	Fr.	Acworth, Ga. (North Cobb HS)
91	Brian Johnson	DL	6-3	240	R-Sr.	Charlotte, N.C. (Myers Park HS)
92	Andrew Mayton	DL	6-3	240	Fr.	Midway, N.C. (North Davidson HS)
93	Caleb Hawkins	DL	6-3	245	So.	Durham, N.C. (Northern Durham HS)
94	John McBeth	DL	6-2	255	So.	Greensboro, N.C. (Northern Guilford HS)
95	Daniel Nash	DL	6-4	215	Fr.	Holly Springs, N.C. (Holly Springs HS)
96	Tahjai Watt	DL	6-5	205	Fr.	Charlotte, N.C. (North Mecklenburg HS)
97	Andre Shishkin	DL	6-3	270	R-Sr.	Izhevsk, Russia (Santa Rosa College / Novato HS)
98	Keensen Chambers	DL	6-5	245	Sr.	Greenville, S.C. (Tennessee/Worcester (Mass.) Academy)
99	Pete Balthrop Jr.	DL	6-0	265	Sr.	Clemmons, N.C. (West Forsyth HS)
	Ja'Kari Golden	DB	5-10	170	Fr.	Rock Hill, S.C. (Northwestern HS)
	Tyler Jarvis	LS	5-11	245	Fr.	Monroe, Ga. (George Walton Academy)
	Chisom Okolie	WR	6-2	195	R-Fr.	Johns Creek, Ga. (Northview HS)
	Josh Phipps	QB	6-1	170	Fr.	Millers Creek, N.C. (West Wilkes HS)
	William Ramsey	WR	6-0	200	Fr.	Lexington, N.C. (Central Davidson HS)

OFFENSE

QB	10	TROY MITCHELL	6-0	200	SO.
	9	Eddie Sullivan	6-1	200	R-Jr.
RB	20	DARIUS RAMSEY	5-8	180	SO.
	1	Shaun Warren	5-7	175	Jr.
- or -	25	Garry Lewis	5-9	185	Fr.
WR-X	14	KARNORRIS BENSON	6-1	205	R-SO.
	88	John Sullivan	6-0	180	So.
WR-Y	5	WILLIE POLICE	5-10	165	FR.
	19	Seth Curtis	5-10	185	R-Fr.
WR-Z	16	TERRYON ROBINSON	5-11	185.	FR.
	80	Gary Richardson	6-0	175	Fr.
WR-M	6	C.J. GOODMAN	5-11	180	R-Fr.
	85	Steffon Hill	5-11	185	Fr.
TE	15	MICHAEL HELMS, JR.	6-2	225	R-FR.
	44	London Richardson	6-0	230	So.
LT	52	QUEVALAS MURRAY	6-2	295	SR.
	77	Ryan McLaughlin	6-2	240	Fr.
LG	68	TANNER POINDEXTER	6-3	300	FR.
	63	Matt Degraffinreed	6-2	300	SO.
C	61	JAKE THORNTON	6-0	260	R-SO.
	64	Tyler Philpott	6-2	285	R-So.
RG	74	HUNTER KIRBY	6-2	280	SO.
	62	Ethan James	6-0	260	Fr.
RT	76	JOSH WINEBERG	6-6	270	SO.
	72	Vince Williams	6-5	270	R-Sr.

DEFENSE

DE	94	JOHN MCBETH	6-2	255	SO.
	91	Brian Johnson	6-3	240	R-Sr.
DT	49	FRED MOORING	6-2	245	FR.
	99	Pete Balthrop Jr.	6-0	265	Sr.
DT	79	HELVA MATUNGULU	6-5	265	R-SO.
	70	Dylan Sluder	6-2	290	F-Fr.
DE	93	CALEB HAWKINS	6-3	245	SO.
	95	Daniel Nash	6-4	215	Fr.
OLB	22	BRYSON JORDAN	6-1	200	FR.
	56	Lee Pattillo	6-0	210	R-Fr.
MIKE	41	COURTLAND CARSON	6-0	215	SR.
	51	Tommy Tate	6-1	215	Fr.
OLB	7	CHRISTON GILL	6-0	215	JR.
	29	De'Von Richardson	6-0	220	Sr.
CB	3	FRED PAYNE	5-10	175	FR.
	2	Jaleel Lorquet	5-10	165	So.
SS	28	ACE CLARK	6-3	210	R-JR.
	47	Trevor Taylor	5-10	200	R-Jr.
FS	4	SERTONUSE HARRIS	6-0	190	SO.
	31	Ben Watkins	5-11	200	Sr.
CB	26	TREY MORGAN	6-0	175	FR.
	17	Dante Stewart	5-8	190	R-Jr.

SPECIALISTS

PK	36	RICHARD SIGMON	5-10	185	JR.
	38	Clark Sechrest	6-0	215	Sr.
H	13	JONAH DUGGAN	6-1	200	R-FR.
	10	Troy Mitchell	6-0	200	So.
KO	36	RICHARD SIGMON	5-10	185	JR.
	48	Blake Metcalf	6-1	180	R-Fr.
P	38	CLARK SECHREST	6-0	215	SR..
	48	Blake Metcalf	6-1	180	R-Fr.
LS	59	CHANDLER ADDERTION	6-3	220	R-FR.
	62	Ethan James	6-2	260	Fr.
KR	1	SHAUN WARREN	5-7	175	JR.
- AND -	25	GARRY LEWIS	5-9	185	FR.
PR	18	GARRETT BROWN	6-0	195	JR.
	16	Terryon Robinson	5-11	185	FR.



CATAMOUNT FOOTBALL /// 2013 & CAREER PARTICIPATION

Name	GP-13	GS-13	C-GP	C-GS	Strk	Name	GP-13	GS-13	C-GP	C-GS	Strk	Name	GP-13	GS-13	C-GP	C-GS	Strk
Chandler Addertion	6	-	6	-	-	Michael Helms	6	4	6	4	-	Trey Morgan	6	6	6	6	6
Pete Balthrop	5	-	35	-	-	K.P. Hicks	5	-	16	-	-	Quevalas Murray	6	6	33	28	28
Kamorris Benson	6	6	15	10	6	Steffon Hill	5	-	5	-	-	Lee Pattillo	6	-	6	-	-
Garrett Brown	3	-	23	4	-	Ethan James	3	-	3	-	-	Fred Payne	6	1	6	1	1
Courtland Carson	6	6	39	27	18	Brian Johnson	6	1	37	23	-	Tyler Philpott	6	2	16	2	-
Keensen Chambers	1	-	11	1	-	Bryson Jordan	6	6	6	6	6	Tanner Poindexter	5	2	5	2	2
Ace Clark	5	5	26	23	4	Hunter Kirby	5	5	15	5	4	Willie Police	6	1	6	1	-
Seth Curtis	4	-	4	-	-	Garry Lewis	5	1	5	1	-	J.D. Polk	-	-	7	-	-
Matt DeGraffinreed	6	3	15	5	-	Jaleel Lorquet	6	5	17	15	-	Andrew Potts	6	-	6	-	-
Tyson Dickson	6	-	6	-	-	Jeff Lucas	1	-	1	-	-	Darius Ramsey	4	4	13	8	4
Jonah Duggan	6	-	6	-	-	Helva Matungulu	6	2	6	2	1	De'von Richardson	6	-	17	3	-
Christon Gill	6	6	22	13	6	Andrew Mayton	5	-	5	-	-	Gary Richardson	2	-	2	-	-
David Giron	1	-	7	-	-	John McBeth	6	5	17	10	5	London Richardson	5	1	15	1	-
C.J. Goodman	6	2	6	2	-	A.J. McKoy	6	-	16	-	-	Terryon Robinson	6	6	6	6	6
Brandon Grady	1	-	1	-	-	Blake Metcalf	1	-	1	-	-	Will Roseborough	-	-	3	-	-
Terrence Green	-	-	12	1	-	Troy Mitchell	5	4	16	9	4	Clark Sechrest	6	-	28	-	-
Sertonuse Harris	6	6	17	16	16	Jeff Moore	6	4	14	5	-	Tyler Sexton	2	-	2	-	-
Caleb Hawkins	6	6	16	11	6	Fred Mooring	5	-	5	-	-	Andre Shishkin	4	4	15	15	-
												Richard Sigmon	6	-	28	-	-
												Dylan Sluder	6	-	6	-	-
												Dante Stewart	6	-	6	-	-
												Marcus Stokes	-	-	29	3	-
												Eddie Sullivan	5	2	12	8	-
												John Sullivan	2	-	2	-	-
												Tommy Tate	5	-	5	-	-
												Trevor Taylor	6	1	16	9	-
												Jake Thornton	6	6	6	6	6
												Kelvin Ume	6	3	6	3	3
												Shaun Warren	5	-	26	5	-
												Ben Watkins	6	-	17	1	-
												Damian Whitaker	6	-	6	-	-
												Andre Whitmire	4	3	31	3	-
												Vince Williams	5	-	20	12	-
												Josh Wineberg	6	6	16	16	12
												Avery Worsham	6	-	6	-	-

CATAMOUNT OFFENSE

QB	10	TROY MITCHELL	6-0	200	SO.	Led WCU with 8 rushing TDs in 2012, most by a WCU QB ... Career-high 350 pass yds, 414 yds total offense vs. Mars Hill Has started at QB in eight of the 11 games he's played at WCU ... Eclipsed 1,000 career passing yds at MTSU (1,206 yds)
	9	Eddie Sullivan	6-1	200	R-Jr.	
RB	20	DARIUS RAMSEY	5-8	180	SO.	Missed first two games of 2013 with mid-foot injury ... Matched career total with career-high two rushing TDs vs. CIT Has 717 career rushing yards and nine TDs in first three seasons ... 310 all-purpose yards in '13, second on the team Made first start at VT ... Over 2,700 yds & 33 TDs as prep ... Missed Mars Hill game, 1-game team suspension
	1	Shaun Warren	5-7	175	Jr.	
- or -	25	Garry Lewis	5-9	185	Fr.	
WR-X	14	KARNORRIS BENSON	6-1	205	R-SO.	Leads WCU with 372 receiving yds in '13 ... Has 38 career catches, 721 yds, 6 TDs ... 9 rec, 212 yds, 3 TD vs. Mars Hill Younger brother – and current roommate – of WCU QB Eddie Sullivan ... Transferred to WCU from rival, Appalachian St.
	88	John Sullivan	6-0	180	So.	
WR-Y	5	WILLIE POLICE	5-10	165	FR.	Offensive Player of the Year in HS ... 1st career rec. vs. CIT ... 1st career start vs. Mars Hill ... 4 rec. in 3 games in 2013 First year playing ... Moved onto two-deep after injury to Jeff Moore ... Played in 4 gms this yr ... 2 recs, 34 yds at Samford
	19	Seth Curtis	5-10	185	R-Fr.	
WR-Z	16	TERRYON ROBINSON	5-11	185	FR.	Career-high 91 yds, receiving TD in opener at UTC ... Second on the team with 20 recs, 290 yards and two rec. TDs Had a strong fall camp including catching a couple TD passes during intrasquad scrimmages
	80	Gary Richardson	6-0	175	Fr.	
WR-M	6	C.J. GOODMAN	5-11	180	R-FR.	If WCU goes four WRs, could start ... Came to WCU as a QB, has also worked out with RB ... 5 career catches, 69 yds Local product from Hendersonville ... Played for former Catamount, Brett Chappell ... Has seen more time on KOR
	85	Steffon Hill	5-11	185	Fr.	
TE	15	MICHAEL HELMS JR.	6-2	225	R-FR.	Converted QB to WR before ending up in TE rotation ... 1st career catch at Va.Tech ... Has 4 catches, 114 yards Played in 12 career games, primarily used as a blocking back ... Saw 1st career start at Samford in a two TE set
	44	London Richardson	6-0	230	So.	
LT	52	QUEVALAS MURRAY	6-2	295	SR.	Converted DL that has 28 straight starts on OL ... Moved from center to tackle in '13 ... Nicknamed "Boom Boom" Local standout from A.C. Reynolds High in Asheville
	77	Ryan McLaughlin	6-2	240	Fr.	
LG	68	TANNER POINDEXTER	6-3	300	FR.	Played center in 2012 Shrine Bowl after all-conference at guard ... Sports a very interesting hair style – "a mullet" Moved into the starting role along the offensive front seven games ago ... Missed a few reps vs. CIT with an ankle injury
	64	Matt Degraffinreed	6-2	300	So.	
C	61	JAKE THORNTON	6-0	260	R-SO.	Transfer who sat out last season ... Came to WCU with experience at the center position ... Carson-Newman transfer Played in 10 of WCU's 11 games in 2012 with seven starts ... Was listed as back-up center and guard a year ago
	64	Tyler Philpott	6-2	285	R-So.	
RG	74	HUNTER KIRBY	6-2	280	SO.	Missed the Virginia Tech game due to injury, but otherwise has started each game he has seen action in 2013 Was a three-year starter in high school ... Impressed coaches with strength and footwork in fall camp
	62	Ethan James	6-2	260	Fr.	
RT	76	JOSH WINEBERG	6-6	270	SO.	Started all 10 games that he saw action in 2012, missing one game due to a shoulder injury ... 12 starts at right tackle Returning from shoulder injury which sidelined him in 2012 ... Started all 10 games at left guard in 2011
	72	Vince Williams	6-5	270	R-Sr.	

CATAMOUNT DEFENSE

DE	94	JOHN MCBETH	6-2	255	SO.	Started as backup, earned start last two games ... Has 40 career tackles including 5.0 TFL, 2.5 sacks Vocal leader ... Good speed, excellent pass rusher on the end ... 109 career tackles, 15.0 TFLs, 4.0 sacks
	91	Brian Johnson	6-3	240	R-Sr.	
DT	49	FRED MOORING	6-2	245	FR.	Has played in five of the six games this season as a reserve on the defensive line ... Has 11 tackles, 2.0 TFL and 1. sacks Another role player who has come into his own – 31 of 65 career tackles in 2012 ... Teammates call him "Pistol Pete"
	99	Pete Balthrop Jr.	6-0	265	Sr.	
DT	79	HELVA MATUNGULU	6-5	265	R-SO.	First time playing football coming in college; comes from a strong rugby background ... Most Improved D-Lineman Hard-working DL, getting his opportunities this season ... Has played in all six games in 2013, 2 tackles, one solo
	70	Dylan Sluder	6-2	290	R-Fr.	
DE	93	CALEB HAWKINS	6-3	245	SO.	Great speed, quick hands ... Led the defense in sacks with 2.5 last season ... 39 career tackles, 1.5 TFL Rookie DE, seeing more-and-more playing time as a reserve ... Played in 5-of-6 games ... Has five tackles on the season
	95	Daniel Nash	6-4	215	Fr.	
OLB	22	BRYSON JORDAN	6-1	200	FR.	Gwinnett All-Star in a talent-laden community ... Is the son of former NFL and MLB standout, Brian Jordan ... 24 tackles Local product and son of a former coach ... Was on Swain's most recent state championship team ... Transfer from NCSU
	56	Lee Pattillo	6-0	210	R-Fr.	
MIKE	41	COURTLAND CARSON	6-1	215	SR.	17-straight starts at LB, 26 in career ... Team, SoCon leader with 56 tackles, third in SoCon with 11.2 tackles per game 1st team All-Georgia as SR ... Has seen most action on special teams ... Has played in five games with one tackle
	51	Tommy Tate	6-1	215	Fr.	
OLB	7	CHRISTON GILL	6-0	215	JR.	Played in 10-of-11 games in 2011 with 7 starts, but a reserve role in 2012 ... 1st career INT at Va.Tech ... 40 tackles this yr. In second year after transferring from Navy ... Brings good experience to middle of defense – good in coverage, too
	29	De'von Richardson	6-0	220	R-Sr.	
CB	3	FRED PAYNE	5-10	175	FR.	Credited with over 360 tackles and 14 interceptions as a prep ... Earned 1st career start at UTC, 4 tackles and FR Finished 2012 with 40 tackles and 2 pass break-ups ... 2 career INTs ... Played at UTC, making beautiful pass breakup
	2	Jaleel Lorquet	5-10	165	So.	
FS	4	SERTONUUSE HARRIS	6-0	190	SO.	Played bulk of freshman season (2012) hurt, with a casted hand ... 5 career FF, tm leader ... 2nd on tm with 47 tackles Solid back-up and leader on the defense ... Transfer from Univ. of Findlay prior to 2010 season ... 4 tackles, 1 FF in '13
	31	Ben Watkins	5-11	200	Sr.	
SS	28	ACE CLARK	6-3	210	R-JR.	Athletic, speedy in the secondary ... 222 career tackles, 9 PD, 2 INT, 2 FR, 2.5 TFL ... Preseason All-SoCon 2nd team Started eight games in 2012, finished with 34 tackles last year ... Forced three fumbles a season ago
	47	Trevor Taylor	5-10	200	R-Jr.	
CB	26	TREY MORGAN	6-0	175	FR.	Rookie who played WR and safety as a prep ... Played in North-South All-Star ... 1st career INT at Va.Tech ... 25 tackles Transferred to WCU from Clemson early in fall camp ... Has picked up the system, will see increasing playing time
	17	Dante Stewart	5-8	190	R-Jr.	

- SINCE 1983 -

DATE	OPPONENT	RESULT	SCORE
Oct. 15, 1983	at #5 Furman.....	T	17 17
Nov. 26, 1983	#12 Colgate ¹	W	24 23
Dec. 3, 1983	at #3 Holy Cross ¹	W	28 21
Dec. 10, 1983	at #2 Furman ¹	W	14 7
Dec. 17, 1983*	vs. #1 Southern Illinois ²	L	43 7
Oct. 27, 1984	at #12 Furman.....	W	20 19
Oct. 5, 1985	at #3 Marshall.....	T	10 10
Sept. 19, 1987	#10 Furman.....	W	20 14
Oct. 24, 1987	#20 Georgia Southern.....	L	16 37
Nov. 14, 1987	at #20 Marshall.....	L	16 47
Nov. 21, 1987	#2 Appalachian State.....	L	13 33
Oct. 22, 1988	#15 Eastern Kentucky.....	L	14 32
Oct. 29, 1988	at #10 Furman.....	L	0 31
Nov. 5, 1988	at #16 Appalachian State.....	L	21 42
Nov. 12, 1988	#6 Marshall.....	L	6 52
Sept. 2, 1989	at #4 Eastern Kentucky.....	L	13 31
Oct. 7, 1989	vs. #7 The Citadel ³	T	22 22
Oct. 28, 1989	#3 Furman.....	L	3 17
Nov. 18, 1989	#7 Appalachian State.....	L	7 31
Oct. 6, 1990	#18 The Citadel.....	L	10 21
Oct. 27, 1990	at #8 Furman.....	L	9 42
Sept. 28, 1991	#3 Furman.....	L	14 42
Oct. 12, 1991	at #6 Georgia Southern.....	L	6 44
Nov. 2, 1991	at #19 Marshall.....	L	24 27
Nov. 16, 1991	at #18 Appalachian State.....	L	12 14
Oct. 24, 1992	#6 The Citadel.....	L	31 36
Oct. 31, 1992	#2 Marshall.....	W	38 30
Oct. 2, 1993	#23 Furman.....	W	23 20
Oct. 9, 1993	at #8 Georgia Southern.....	L	18 19
Nov. 20, 1993	at #9 Marshall.....	L	16 20
Oct. 15, 1994	at #1 Marshall.....	L	14 38
Nov. 12, 1994	#12 Appalachian State.....	L	7 12
Oct. 7, 1995	at #13 Georgia Southern.....	L	0 42
Oct. 14, 1995	#3 Marshall.....	L	3 42
Nov. 11, 1995	at #2 Appalachian State.....	L	3 28
Oct. 5, 1996	at #15 Furman.....	L	30 45
Oct. 19, 1996	at #1 Marshall.....	L	21 56
Sept. 27, 1997	at #14 East Tenn. State.....	L	18 28
Oct. 4, 1997	#18 Furman.....	W	17 16
Oct. 11, 1997	at #11 Georgia Southern.....	L	7 30
Nov. 15, 1997	at #15 Appalachian State.....	L	7 13
Oct. 10, 1998	#2 Georgia Southern.....	L	21 28
Nov. 21, 1998	#2 Appalachian State.....	W	23 6
Sept. 25, 1999	at #25 East Tenn. State.....	L	10 31
Oct. 9, 1999	at #1 Georgia Southern.....	L	7 70
Nov. 13, 1999	at #5 Appalachian State.....	L	10 34
Sept. 30, 2000	at #6 Furman.....	L	14 38
Oct. 7, 2000	#1 Georgia Southern.....	L	24 42
Nov. 11, 2000	#13 Appalachian State.....	L	28 35
Sept. 29, 2001	#4 Furman.....	L	13 31
Oct. 6, 2001	at #1 Georgia Southern.....	L	14 50
Nov. 10, 2001	at #11 Appalachian State.....	L	24 34
Oct. 5, 2002	at #5 Furman.....	L	23 24
Oct. 12, 2002	#16 Georgia Southern.....	L	24 41
Nov. 16, 2002	#8 Appalachian State.....	L	14 24
Oct. 4, 2003	#6 Furman.....	L	13 19
Oct. 11, 2003	at #11 Georgia Southern.....	L	25 31
Oct. 18, 2003	#8 Wofford.....	L	6 38
Oct. 2, 2004	at #2 Furman.....	L	10 31
Oct. 9, 2004	#3 Georgia Southern.....	L	16 38
Oct. 16, 2004	at #6 Wofford.....	L	12 15
Sept. 10, 2005	#2 Furman.....	W	41 21
Oct. 8, 2005	at #21 Georgia Southern.....	L	7 45
Nov. 12, 2005	at #7 Appalachian State.....	L	7 35
Sept. 16, 2006	#19 Eastern Kentucky.....	W	20 17
Sept. 23, 2006	at #3 Furman.....	L	7 42
Sept. 30, 2006	#25 Georgia Southern.....	L	14 24
Nov. 11, 2006	#1 Appalachian State.....	L	9 31
Oct. 25, 2007	#11 Wofford.....	L	44 47
Nov. 10, 2007	at #7 Appalachian State.....	L	35 79
Sept. 13, 2008	#25 Liberty.....	L	16 19
Sept. 27, 2008	at #24 The Citadel.....	L	14 34
Oct. 11, 2008	at #21 Furman.....	L	21 28
Oct. 18, 2008	at #6 Wofford.....	L	14 42

DATE	OPPONENT	RESULT	SCORE
Nov. 8, 2008	at #11 Elon.....	L	14 33
Nov. 22, 2008	#2 Appalachian State.....	L	10 35
Nov. 7, 2009	#6 Elon.....	L	17 42
Nov. 21, 2009	at #6 Appalachian State.....	L	14 19
Oct. 16, 2010	at #14 Wofford.....	L	14 45
Oct. 23, 2010	#1 Appalachian State.....	L	14 37
Sept. 24, 2011	at #1 Georgia Southern.....	L	20 52
Nov. 5, 2011	#9 Wofford.....	L	24 42
Nov. 12, 2011	at #8 Appalachian State.....	L	14 46
Sept. 15, 2012	at #9 Wofford.....	L	20 49
Oct. 6, 2012	#8 Georgia Southern.....	L	13 45
Oct. 27, 2012	#15 Appalachian State.....	L	27 38

OVERALL RECORD (since 1983):..... 11 - 72 - 3

HOME VS. FCS RANKED TEAMS:..... 8 - 30 - 0
Last Win: Sept. 16, 2006 - 20-17 over #19 Eastern Kentucky

AWAY VS. FCS RANKED TEAMS:..... 3 - 41 - 2
Last Win: Oct. 27, 1984 - 20-19 over #12 Furman

NEUTRAL VS. FCS RANKED TEAMS:..... 0 - 1 - 1

¹ - NCAA I-AA (FCS) National Playoffs

² - NCAA I-AA (FCS) National Championship; Charleston, S.C.

³ - Game played at South Carolina's Williams-Bryce Stadium, Columbia, S.C. due to damage in Charleston from Hurricane Hugo

RECORD AGAINST FCS NATIONAL RANKING:

No. 1.....	0-9-0	No. 14.....	0-2-0
No. 2.....	4-5-0	No. 15.....	0-4-0
No. 3.....	1-5-1	No. 16.....	0-2-0
No. 4.....	0-2-0	No. 17.....	0-0-0
No. 5.....	0-2-1	No. 18.....	1-3-0
No. 6.....	0-9-0	No. 19.....	1-1-0
No. 7.....	0-3-1	No. 20.....	0-2-0
No. 8.....	0-6-0	No. 21.....	0-2-0
No. 9.....	0-2-0	No. 22.....	0-0-0
No. 10.....	1-1-0	No. 23.....	1-0-0
No. 11.....	0-5-0	No. 24.....	0-1-0
No. 12.....	2-1-0	No. 25.....	0-3-0
No. 13.....	0-2-0		

VS. NATIONALLY RANKED FBS TEAMS

Nov. 18, 2006	at #3 Florida.....	L	0 62
Sept. 15, 2007	at #23 Georgia.....	L	16 45
Nov. 17, 2012	at #4 Alabama.....	L	0 49

VS. NCAA FBS TEAMS SINCE 2000

YEAR	OPPONENT	STADIUM	CAPACITY	ATTENDANCE	RESULT
2013	at Auburn	Jordan-Hare	87,451		
2013	at Virginia Tech	Lane	65,632	61,335	L, 45-3
2013	at Middle Tenn.	Floyd	30,788	20,011	L, 45-24
2012	at Alabama	Bryant-Denny	101,821	101,126	L, 49-0
2012	at Marshall	Joan C. Edwards	38,019	25,317	L, 52-24
2011	at Georgia Tech	Bobby Dodd	55,000	42,132	L, 63-21
2010	at NC State	Carter-Finley	57,583	56,417	L, 48-7
2009	at Vanderbilt	Vanderbilt	39,773	36,350	L, 45-0
2008	at Florida State	Doak Campbell	82,300	73,024	L, 69-0
2007	at Georgia	Sanford	92,138	92,138	L, 45-16
2007	at Alabama	Bryant-Denny	90,233	90,233	L, 52-6
2006	at Florida	Ben Hill Griffen	90,233	90,233	L, 62-0
2005	at Cincinnati	Nipert	35,000	22,637	L, 7-3
2004	at Alabama	Bryant-Denny	83,818	77,306	L, 52-0
2003	at NC State	Carter-Finley	53,800	53,800	L, 59-20
2003	at Duke	Wallace Wade	33,941	18,800	L, 29-3
2002	at Auburn	Jordan-Hare	86,063	80,067	L, 56-0
2001	at Louisville	Papa John's	42,000	35,214	L, 31-7
2000	at LSU	Tiger	91,600	87,188	L, 58-0

- CAREER RUSHING STATS -

#1 SHAUN WARRENRB

2013

Game	No	Gain	Loss	Net	TD	Lg	Avg
at Middle Tennessee	13	60	5	55	1	11	4.2
Mars Hill	6	36	0	36	1	22	6.0
at Samford	4	14	1	13	1	5	3.2
at Chattanooga	2	7	0	7	0	5	3.5
SEASON	25	117	6	111	3	22	4.4

2012

Game	No	Gain	Loss	Net	TD	Lg	Avg
Mars Hill	12	75	3	72	0	26	6.0
at Marshall	5	26	0	26	0	13	5.2
at Wofford	1	2	0	2	0	2	2.0
at Furman	4	10	0	10	0	4	2.5
Georgia Southern	6	35	1	34	1	8	5.7
at The Citadel	1	1	0	1	0	1	1.0
at #4 Alabama	2	14	0	14	0	8	7.0
SEASON	31	163	4	159	1	26	5.1

2011

Game	No	Gain	Loss	Net	TD	Lg	Avg
at Georgia Tech	13	46	3	43	0	16	3.3
Mars Hill	21	208	5	203	4	82	9.7
at Georgia Southern	11	52	9	43	1	15	3.9
Furman	5	14	0	14	0	6	2.8
Elon	6	9	4	5	0	6	0.8
at Chattanooga	1	0	0	0	0	0	0.0
The Citadel	7	33	2	31	0	10	4.4
Wofford	6	36	3	33	0	18	5.5
at Appalachian State	9	29	3	26	0	9	2.9
Coastal Carolina	12	56	0	56	0	25	4.7
SEASON	91	483	29	454	5	82	5.0
CAREER	147	763	39	724	9	82	4.9

#5 WILLIE POLICEWR

2013

Game	No	Gain	Loss	Net	TD	Lg	Avg
at Virginia Tech	1	9	0	9	0	9	9.0
The Citadel	1	0	2	(-2)	0	0	(-2.0)
at Samford	1	2	0	2	0	2	2.0
SEASON	3	11	2	9	0	9	3.0

#6 C.J. GOODMAN.....WR

2013

Game	No	Gain	Loss	Net	TD	Lg	Avg
SEASON							

#9 EDDIE SULLIVAN QB

2013

Game	No	Gain	Loss	Net	TD	Lg	Avg
at Middle Tennessee	6	7	11	(-4)	0	4	(-0.7)
at Virginia Tech	9	46	4	42	0	19	4.6
SEASON	15	53	15	37	0	19	2.5

2012

Game	No	Gain	Loss	Net	TD	Lg	Avg
at Marshall	10	57	7	50	2	11	5.0
at Wofford	4	22	2	20	0	9	5.0
Samford	14	62	25	37	0	15	2.6
at Furman	16	113	9	104	0	28	6.5
Georgia Southern	2	2	0	2	0	2	1.0
at Elon	4	34	1	33	0	16	8.2
at #4 Alabama	4	31	3	28	0	15	7.0
SEASON	54	321	47	274	2	28	5.1
CAREER	69	374	62	316	2	28	4.6

#10 TROY MITCHELL..... QB

2013

Game	No	Gain	Loss	Net	TD	Lg	Avg
at Middle Tennessee	11	47	9	38	0	20	3.5
The Citadel	17	117	11	106	0	53	6.2
Mars Hill	13	67	3	64	0	14	4.9
at Samford	16	117	40	77	1	35	4.8
at Chattanooga	13	66	3	63	0	16	4.8
SEASON	70	414	66	348	1	53	5.0

2012

Game	No	Gain	Loss	Net	TD	Lg	Avg
Mars Hill	13	55	17	38	2	13	2.9
at Wofford	8	23	16	7	1	8	0.9
Samford	6	32	0	32	0	9	5.3
at Furman	1	3	0	3	0	3	3.0
Georgia Southern	13	54	13	41	1	16	3.2
at The Citadel	20	140	23	117	2	24	5.8
at Elon	15	89	11	78	0	19	5.2
Appalachian State	17	139	48	91	2	40	5.4
Chattanooga	10	35	15	20	0	18	2.0
at #4 Alabama	9	29	23	6	0	9	0.7
SEASON	112	599	166	433	8	40	3.9
CAREER	182	1013	232	781	9	53	4.3

#13 JONAH DUGGAN..... QB

2013

Game	No	Gain	Loss	Net	TD	Lg	Avg
at Virginia Tech	4	9	4	5	0	4	1.2
SEASON	4	9	4	5	0	4	1.2

#16 TERRYON ROBINSON.... WR

2013

Game	No	Gain	Loss	Net	TD	Lg	Avg
SEASON							

#18 GARRETT BROWN WR

2013

Game	No	Gain	Loss	Net	TD	Lg	Avg
at Virginia Tech	1	0	1	(-1)	0	0	(-1.0)
SEASON	1	0	1	(-1)	0	0	(-1.0)

2012

Game	No	Gain	Loss	Net	TD	Lg	Avg
at Furman	2	20	0	20	0	11	10.0

2011

Game	No	Gain	Loss	Net	TD	Lg	Avg
Mars Hill	2	5	0	5	1	3	2.5
Furman	1	4	0	4	0	4	4.0
The Citadel	3	6	1	5	0	6	1.7
at Samford	1	2	0	2	0	2	2.0
Wofford	3	10	0	10	0	4	3.3
at Appalachian State	1	5	0	5	0	5	5.0
SEASON	11	32	1	31	1	6	2.8
CAREER	14	52	2	50	1	11	3.9

#19 SETH CURTIS..... WR

2013

Game	No	Gain	Loss	Net	TD	Lg	Avg
SEASON							

#20 DARIUS RAMSEY.....RB

2013

Game	No	Gain	Loss	Net	TD	Lg	Avg
The Citadel	20	104	2	102	2	16	5.1
Mars Hill	21	72	1	71	0	17	3.4
at Samford	14	69	0	69	1	27	4.9
at Chattanooga	11	29	13	16	0	8	1.5
SEASON	66	274	16	258	3	27	3.9

2012

Game	No	Gain	Loss	Net	TD	Lg	Avg
Mars Hill	20	127	7	120	0	35	6.0
at Marshall	10	27	3	24	0	8	2.4
at Wofford	8	45	2	43	1	21	5.4
Samford	11	39	0	39	0	7	3.5
at The Citadel	16	121	3	118	0	20	7.4
at Elon	16	50	5	45	0	10	2.8
Appalachian State	11	42	1	41	0	10	3.7
Chattanooga	14	73	1	72	1	33	5.1
at #4 Alabama	5	4	3	1	0	2	0.2
SEASON	111	528	25	503	2	35	4.7
CAREER	177	802	41	761	5	35	4.3

#25 GARRY LEWIS.....RB

2013

Game	No	Gain	Loss	Net	TD	Lg	Avg
at Middle Tennessee	5	25	0	25	0	11	5.0
at Virginia Tech	19	47	2	45	0	10	2.4
at Chattanooga	1	12	0	12	1	12	12.0
SEASON	25	84	2	82	1	11	3.3

#34 BRANDON GRADYRB

2013

Game	No	Gain	Loss	Net	TD	Lg	Avg
at Virginia Tech	2	4	0	4	0	2	2.0
SEASON	2	4	0	4	0	2	2.0

#83 JEFF MOORE WR

2013

Game	No	Gain	Loss	Net	TD	Lg	Avg
SEASON							

#84 WILL ROSEBOROUGH.... WR

2013

Game	No	Gain	Loss	Net	TD	Lg	Avg
SEASON							

#85 STEFFON HILL WR

2013

Game	No	Gain	Loss	Net	TD	Lg	Avg
SEASON							

#88 JOHN SULLIVAN WR

2013

Game	No	Gain	Loss	Net	TD	Lg	Avg
SEASON							

- CAREER RECEIVING STATS -

#1 SHAUN WARRENRB

2013				
Game	No	Yds	TD	Long
at Middle Tennessee	2	1	0	5
at Samford	1	18	0	18
at Chattanooga.....	1	14	0	14
SEASON.....	4	33	0	18

2012				
Game	No	Yds	TD	Long
Mars Hill.....	2	16	0	13
at Wofford	1	7	0	7
at Furman.....	1	3	0	3
SEASON.....	4	26	0	13

2011				
Game	No	Yds	TD	Long
at Georgia Tech.....	1	7	0	7
SEASON.....	1	7	0	7
CAREER.....	9	66	0	18

#5 WILLIE POLICEWR

2013				
Game	No	Yds	TD	Long
The Citadel	4	41	0	23
Mars Hill.....	4	49	0	25
at Samford	4	53	0	28
at Chattanooga.....	6	28	0	8
SEASON.....	18	171	0	28

#6 C.J. GOODMAN.....WR

2013				
Game	No	Yds	TD	Long
at Middle Tennessee	2	13	0	7
at Virginia Tech	1	15	0	15
The Citadel	1	13	0	13
at Samford	1	28	0	28
SEASON.....	5	69	0	28

#14 KARNORRIS BENSONWR

2013				
Game	No	Yds	TD	Long
at Middle Tennessee	4	113	1	56
at Virginia Tech	1	10	0	10
The Citadel	4	21	1	8
Mars Hill.....	9	212	3	80
at Samford	1	16	0	16
at Chattanooga.....	4	40	1	25
SEASON.....	23	412	6	80

2012				
Game	No	Yds	TD	Long
Mars Hill.....	1	8	0	8
at Marshall	1	10	0	10
at Wofford	3	83	0	62
Samford	2	24	0	22
at Furman	4	75	0	35
Georgia Southern.....	3	66	0	42
at The Citadel.....	1	14	0	14
Chattanooga.....	4	69	1	42
SEASON.....	19	349	1	62
CAREER.....	42	761	7	80

#15 MICHAEL HELMSTE

2013				
Game	No	Yds	TD	Long
at Virginia Tech	1	15	0	15
Mars Hill.....	1	20	0	20
at Samford	2	79	0	65
SEASON.....	4	114	0	65

#16 TERRYON ROBINSONWR

2013				
Game	No	Yds	TD	Long
at Middle Tennessee	4	78	1	35
The Citadel	5	56	0	16
Mars Hill.....	4	46	0	14
at Samford	2	19	0	12
at Chattanooga.....	5	91	1	46
SEASON.....	20	290	2	46

#18 GARRETT BROWNWR

2013				
Game	No	Yds	TD	Long
SEASON.....				

2012				
Game	No	Yds	TD	Long
at Marshall	2	18	0	13
at Wofford	1	13	0	13
at Furman	3	39	0	26
at #4 Alabama.....	1	28	0	28
SEASON.....	7	98	0	29

2011				
Game	No	Yds	TD	Long
The Citadel	3	94	1	61
at Samford	2	30	0	25
SEASON.....	5	124	1	61
CAREER.....	11	209	1	61

#19 SETH CURTISWR

2013				
Game	No	Yds	TD	Long
at Samford	2	34	0	18
SEASON.....	2	34	0	18

#20 DARIUS RAMSEYRB

2013				
Game	No	Yds	TD	Long
Mars Hill.....	2	23	0	15
at Samford	2	(-2)	0	0
SEASON.....	4	21	0	15

2012				
Game	No	Yds	TD	Long
Mars Hill.....	5	16	0	6
at Marshall	4	32	0	11
at Wofford	3	9	0	4
Samford	2	13	0	7
at The Citadel.....	1	7	0	7
at Elon.....	4	15	0	8
Appalachian State.....	3	6	0	7
Chattanooga.....	5	14	0	6
at #4 Alabama.....	2	15	0	10
SEASON.....	29	127	0	11
CAREER.....	33	148	0	15

#25 GARRY LEWIS.....RB

2013				
Game	No	Yds	TD	Long
at Middle Tennessee	1	3	0	3
at Samford	1	11	0	11
at Chattanooga.....	2	18	0	11
SEASON.....	4	32	0	11

#44 LONDON RICHARDSON.....TE

2013				
Game	No	Yds	TD	Long
SEASON.....				

2012				
Game	No	Yds	TD	Long
None				
CAREER.....				

#80 GARY RICHARDSONWR

2013				
Game	No	Yds	TD	Long
SEASON.....				

#82 TYLER SEXTON.....TE

2013				
Game	No	Yds	TD	Long
SEASON.....				

#83 JEFF MOOREWR

2013				
Game	No	Yds	TD	Long
at Middle Tennessee	6	49	0	13
at Virginia Tech	1	11	0	11
The Citadel	2	5	0	3
at Samford	3	26	0	10
SEASON.....	12	91	0	13

2012				
Game	No	Yds	TD	Long
Georgia Southern.....	1	12	0	12
at Elon.....	1	16	0	16
Chattanooga.....	1	6	0	6
SEASON.....	3	34	0	16
CAREER.....	15	125	0	16

#84 WILL ROSEBOROUGHWR

2013				
Game	No	Yds	TD	Long
SEASON.....				

2012				
Game	No	Yds	TD	Long
Did Not Record a Reception				

2011				
Game	No	Yds	TD	Long
at Appalachian State	1	14	0	14
SEASON.....	1	14	0	14
CAREER.....	1	14	0	14

#85 STEFFON HILLWR

2013				
Game	No	Yds	TD	Long
SEASON.....				

#88 JOHN SULLIVANWR

2013				
Game	No	Yds	TD	Long
SEASON.....				

- CAREER PASSING STATS -

#9 EDDIE SULLIVAN QB

2013	Att	Comp	Int	Pct	Yards	TD	Long	Sack	- Yds
at Middle Tennessee	21	12	1	57.1	96	0	18	3	11
at Virginia Tech	14	4	3	28.6	51	0	15	1	2
The Citadel	0	0	0	0	0	0	0	0	0
at Samford	4	4	0	100.0	80	0	28	0	0
at Chattanooga.....	3	2	1	66.7	10	0	6	0	0
SEASON.....	42	22	5	52.4	237	0	28	4	13

2012	Att	Comp	Int	Pct	Yards	TD	Long	Sack	Yds
at Marshall	40	19	1	47.5	191	1	36	1	4
at #9 Wofford	37	28	0	75.7	302	0	62	0	0
Samford	35	16	2	45.7	136	2	22	2	18
at Furman	33	20	2	60.6	220	1	35	0	0
#8 Georgia Southern.....	10	4	0	40.0	30	0	12	0	0
at Elon	9	4	1	44.4	37	0	16	0	0
at #4 Alabama.....	12	4	0	33.3	63	0	30	0	0
SEASON.....	176	95	6	53.9	979	4	62	3	22
CAREER.....	218	117	11	53.7	1,216	4	62	7	35

#10 TROY MITCHELL QB

2013	Att	Comp	Int	Pct	Yards	TD	Long	Sack	- Yds
at Middle Tennessee	15	7	1	46.7	161	2	56	0	0
The Citadel	22	16	1	72.7	136	1	23	2	10
Mars Hill	35	20	0	57.1	350	3	80	1	3
at Samford	33	15	0	45.5	202	0	65	4	37
at Chattanooga.....	22	16	3	72.7	181	2	46	0	0
SEASON.....	127	74	5	58.3	1030	8	80	7	50

2012	Att	Comp	Int	Pct	Yards	TD	Long	Sack	- Yds
Mars Hill.....	29	20	0	69.0	149	0	27	3	17
at #9 Wofford	5	4	0	80.0	33	0	13	1	3
at Furman	2	0	0	0.0	0	0	0	0	0
#8 Georgia Southern.....	7	4	0	57.1	65	0	42	2	13
at The Citadel.....	14	9	1	64.3	67	0	14	3	23
at Elon	25	13	0	52.0	175	2	47	2	10
#15 Appalachian State.....	22	13	1	59.0	167	1	74	7	48
Chattanooga.....	30	18	2	60.0	176	1	42	2	9
at #4 Alabama.....	8	4	0	50.0	28	0	28	1	8
SEASON.....	142	85	4	59.9	860	4	74	21	131
CAREER.....	269	159	9	59.1	1,890	12	80	28	181

#18 GARRETT BROWN WR

2013	Att	Comp	Int	Pct	Yards	TD	Long	Sack	- Yds
SEASON.....									

2012	Att	Comp	Int	Pct	Yards	TD	Long	Sack	- Yds
at Furman	1	1	0	100.0	16	0	16	0	0
SEASON.....	1	1	0	100.0	16	0	16	0	0

2011	Att	Comp	Int	Pct	Yards	TD	Long	Sack	- Yds
No Pass Attempts.....									
SEASON.....									
CAREER.....	1	1	0	100.0	16	0	16	0	0

#11 JAWAN SIMMONS QB

2013	Att	Comp	Int	Pct	Yards	TD	Long	Sack	- Yds
SEASON.....									

#13 JONAH DUGGAN QB

2013	Att	Comp	Int	Pct	Yards	TD	Long	Sack	- Yds
at Virginia Tech	0	0	0	0	0	0	0	0	0
SEASON.....	0	0	0	0	0	0	0	0	0

PETE BALTHROP

Tackles.....9, Georgia Southern, '12
 Sacks..... 1, Samford, '13
 Blocked Kicks 1, Georgia Southern, '12

COURTLAND CARSON

Tackles..... 16, Appalachian State, '12
 TFL.....2.5 twice: MR - at Chattanooga, '13
 Sacks..... 1.5, at Chattanooga, '13
 Interceptions..... 1, Elon, '11

KEENSEN CHAMBERS

Tackles..... 6, at Furman, '12
 Tackles for Loss 0.5, twice: MR - Samford, '12

ACE CLARK

Tackles..... 20, Chattanooga, '12
 Fumbles Rcvrd 1, twice: MR - at MTSU, '13
 Interceptions.....1, twice: MR - Samford, '12

TYSON DICKSON

Tackles..... 6, twice: MR - Mars Hill, '13
 Pass BreakUps 1, twice: MR - Mars Hill, '13

CHRISTON GILL

Tackles..... 13, at Appalachian State, '11
 Tackles for Loss1, four times: MR - at MTSU, '13
 Interceptions..... 1, at Virginia Tech, '13
 Pass Break-up..... 1, twice: MR - Mars Hill, '13

SERTONUSE HARRIS

Tackles.....16, twice: MR - The Citadel, '13
 Tackles or Loss 1.5, Appalachian State, '12
 Sacks..... 1, Samford, '12
 Fumbles Forced..... 1, four times: MR - at MTSU, '13

CALEB HAWKINS

Tackles..... 6, at Wofford, '12
 Sacks..... 1.0, at Marshall, '12

K.P. HICKS

Tackles.....3, Mars Hill, '13

BRIAN JOHNSON

Tackles.....8, Georgia Southern, '12
 TFL.....2.0, twice: MR - at Appalachian State, '11

BRYSON JORDAN

Tackles.....6, at MTSU, '13
 Tackles for Loss 0.5, at MTSU, '13
 Pass BreakUp..... 1, at Virginia Tech, '13

JALEEL LORQUET

Tackles.....7, Mars Hill, '13
 Tackles for Loss 0.5, twice: MR - Mars Hill, '13
 Interceptions..... 1, twice: MR - Chattanooga, '12

JEFF LUCAS

Tackles.....

STEDMAN LUCAS

Tackles.....

HELVA MATUNGULU

Tackles.....2, twice: MR - at Samford, '13
 Tackles for Loss0.5, Mars Hill, '13

ANDREW MAYTON

Tackles..... 3, at Samford, '13

JOHN McBETH

Tackles.....7, at MTSU, '13
 Tackles for Loss1, four times: MR - at MTSU, '13
 Sacks..... 1, twice: MR - at MTSU, '13

A.J. McKOY

Tackles..... 1, five times: MR - Chattanooga, '12
 Kickoff Returns..... 4, at The Citadel, '12
 Long Kickoff Return31, at The Citadel, '12

FRED MOORING

Tackles.....4, at Chattanooga, '13
 TFL..... 1, twice: MR - at Chattanooga, '13
 Sacks..... 1, at MTSU, '13

TREY MORGAN

Tackles..... 6, twice: MR - Mars Hill, '13
 Interceptions..... 1, at Virginia Tech, '13
 Pass BreakUps..... 1, twice: MR - Mars Hill, '13

DANIEL NASH

Tackles..... 2, at Samford, '13

LEE PATTILLO

Tackles..... 4, The Citadel, '13

FRED PAYNE

Tackles.....4, at Chattanooga, '13
 Fumbles Recovered 1, at Chattanooga, '13

DE'VON RICHARDSON

Tackles.....12, Georgia Southern, '12
 Tackles for Loss 1.0, three times: MR - Mars Hill, '13
 Fumbles Forced..... 1, Mars Hill, '12
 Fumbles Recovered 1, Mars Hill, '12

ANDRE SHISHKIN

Tackles..... 10, The Citadel, '13
 Tackles for Loss3.0, Mars Hill, '11
 Sacks..... 2.0, at Samford, '13

DYLAN SLUDER

Tackles..... 1, twice: at Samford, '13

DANTE STEWART

Tackles.....3, twice: MR - at Samford, '13

MARCUS STOKES

Tackles..... 10, Wofford, '11
 Interceptions..... 1, Elon, '11
 Fumbles Forced..... 1, Elon, '11

TOMMY TATE

Tackles..... 1, at Virginia Tech, '13

TREVOR TAYLOR

Tackles.....7, Chattanooga, '12
 Tackles for Loss 2.5, Chattanooga, '12
 Fumbles Forced.....2, Elon, '12

KELVIN UME

Tackles.....5, Mars Hill, '13
 Tackles for Loss1.5, at Chattanooga, '13
 Sacks..... 1, at Chattanooga, '13

BEN WATKINS

Tackles.....5, Mars Hill, '12
 Fumbles Forced..... 1, at MTSU, '13

DAMIAN WHITAKER

Tackles..... 1, at Virginia Tech, '13
 Fumbles Recovered 1, at Virginia Tech, '13

ANDRE WHITMIRE

Tackles.....3, twice: MR - at Virginia Tech, '13
 Interceptions..... 1, The Citadel, '13

AVERY WORSHAM

Tackles.....

- WCU SPECIALISTS -

BLAKE METCALF

Kickoffs2, at Chattanooga '13
 Touchbacks..... 1, at Chattanooga, '13

CLARK SECHREST

Long Field Goal 51 yards, Wofford, '11
 Long Punt..... 58 yds, twice: MR - Mars Hill, '13
 Punts 11, at Samford, '13
 Consecutive PATS32, ended at Wofford, '12

RICHARD SIGMON

Long Field Goal 40 yards, at Marshall, '12
 Consecutive PATS21, ended at Elon, '12
 Fumbles Recovered 1, at MTSU, '13

CATAMOUNT CAREER TRACKER

CAREER RECEPTIONS:

1. Gerald Harp	1977-80	197
8. Eddie Cohen	2004-07	142
Jeff Dean	1978-81	142
10. Craig Aiken	1991-94	139
-- KARNORRIS BENSON	2012-PRES	42

CAREER RECEIVING YARDS:

1. Jerry Gaines	1970-74	3,449
8. Vince Nowell	1984-87	2,283
9. Jon Reed	1987-90	2,271
10. Wayne Tolleson	1974-77	2,246
-- KARNORRIS BENSON	2012-PRES	761

CAREER TOUCHDOWN RECEPTIONS:

1. Gerald Harp	1977-80	26
5. Jerry Gaines	1970-74	18
6. Marquel Pittman	2007-10	17
7. Six Tied with		15
-- KARNORRIS BENSON	2012-PRES	7

CAREER RUSHING ATTEMPTS:

1. Darrell Lipford	1974-77	952
9. Fred Boateng	2000-02	460
10. Darius Fudge	2003-06	457
-- TROY MITCHELL	2012-PRES	182
-- DARIUS RAMSEY	2012-PRES	177
-- SHAUN WARREN	2011-PRES	146

CAREER RUSHING YARDAGE:

1. Darrell Lipford	1974-77	4,089
8. Carlton Terry	1987-90	2,213
9. Leonard Williams	1979-83	2,210
10. Melvin Dorsey	1981-83	2,060
Anthony James	1979-82	2,060
-- TROY MITCHELL	2012-PRES	781
-- DARIUS RAMSEY	2012-PRES	761
-- SHAUN WARREN	2011-PRES	724

CAREER TOUCHDOWN RUSHES:

1. Otis McIntosh	1968-71	37
9. David Mayfield	1984-86	22
10. Carlton Terry	1987-90	20
Melvin Dorsey	1981-83	20
-- TROY MITCHELL	2012-PRES	9
-- SHAUN WARREN	2011-PRES	9
-- DARIUS RAMSEY	2012-PRES	4
-- GARRY LEWIS	2013-PRES	1

CAREER TACKLES:

1. Tom Bodine	1991-94	453
5. Bernard Jones	1981-84	320
Ricky Smith	1977-80	320
7. Rock Williams	2009-pres	319
8. Everett Spellman	1984-87	314
9. Louis Cooper	1981-84	312
10. Clyde Simmons	1982-85	307
11. Steve Yates	1971-74	306
-- COURTLAND CARSON	2010-PRES	244
-- ACE CLARK	2011-PRES	222

CAREER INTERCEPTIONS:

1. David Rathburn	1971-74	23
9. Ricky Gardin	1987-89	12
Toussaint Kennedy	1985-88	12
-- ACE CLARK	2011-PRES	2
-- COURTLAND CARSON	2010-PRES	2
-- JALEEL LORQUET	2012-PRES	2

KARNORRIS BENSON

Receptions	9, Mars Hill, '13
Receiving Yds	212, at MTSU, '13
Receiving TDs	3, Mars Hill, '13
Long Rec	80, Mars Hill, '13
100+ Yard Receiving Games	2

GARRETT BROWN

Rushes	2, twice: MR - at Furman, '12
Rushing Yds	20, at Furman, '12
Longest	11, at Furman, '12
Rushing TDs	1, Mars Hill, '11
Receptions	3, twice: MR - at Furman, '12
Receiving Yards	94, The Citadel, '11
Receiving Touchdowns	1, The Citadel, '11

SETH CURTIS

Receptions	2, at Samford, '13
Receiving Yards	34, at Samford, '13
Long Reception	18 yards, at Samford, '13

JONAH DUGGAN

Rushes	4, at Virginia Tech, '13
Rushing Yards	5, at Virginia Tech, '13
Longest Rush	4, at Virginia Tech, '13

C.J. GOODMAN

Receptions	2, at MTSU, '13
Receiving Yds	15, at Virginia Tech, '13
Long Reception	15, at Virginia Tech, '13

BRANDON GRADY

Rushes	2, at Virginia Tech, '13
Rushing Yards	4, at Virginia Tech, '13
Longest Rush	2, at Virginia Tech, '13

MICHAEL HELMS, JR.

Receptions	2, Samford, '13
Receiving Yards	79, Samford, '13
Longest Reception	65 yards, Samford, '13
Tackles	2, at Virginia Tech, '13

STEFFON HILL

Kickoff Returns	3, at MTSU, '13
Long Kickoff Return	22, at MTSU, '13

GARRY LEWIS

Rushes	19, at Virginia Tech, '13
Rushing Yds	45, at Virginia Tech, '13
Rushing TDs	1, at Chattanooga, '13
Receptions	1, at MTSU, '13
Receiving Yds	11, at Samford, '13
Kickoff Returns	3, at Samford, '13
Long Kickoff Return	30, at Samford, '13

TROY MITCHELL

Rushes	20, at The Citadel, '12
Rushing Yds	117, at The Citadel, '12
Rushing TDs	2, twice: MR - at The Citadel, '12
Passing Attempts	35, Mars Hill, '13
Passes Completed	20, twice: MR - Mars Hill, '13
Passing Yds	350, Mars Hill, '13
Passing TDs	3, Mars Hill, '13

JEFF MOORE

Receptions	6, at MTSU, '13
Receiving Yds	49, at MTSU, '13
Long Rec	16, at Elon '12

WILLIE POLICE

Receptions	6, at Chattanooga, '13
Receiving Yards	53, at Samford, '13
Rushes	1, three times: MR - at Samford, '13
Rushing Yards	9, at Virginia Tech, '13

DARIUS RAMSEY

Rushes	21, Mars Hill, '13
Rushing Yds	120, Mars Hill, '12
Rushing TDs	2, The Citadel, '13
Receptions	5, Chattanooga, '12
Receiving Yds	32, at Marshall '12
All-Purpose Yards	164, Mars Hill, '12

GARY RICHARDSON

Receptions	
------------------	--

LONDON RICHARDSON

Receptions	
------------------	--

TERRYON ROBINSON

Receptions	5, at Chattanooga, '13
Receiving Yds	91, at Chattanooga, '13
Long Reception	46, at Chattanooga, '13
Receiving TDs	1, twice: MR - at Chattanooga, '13
Punt Returns	2, at MTSU, '13
Long Punt Return	7, at MTSU, '13

WILL ROSEBOROUGH

Receptions	1, at Appalachian State, '12
Receiving Yds	14, at Appalachian State, '12

TYLER SEXTON

Receptions	
------------------	--

EDDIE SULLIVAN

Rushes	16, at Furman, '12
Rushing Yds	104, at Furman, '12
Rushing TDs	2, at Marshall, '12
Passing Attempts	40, at Marshall, '12
Passes Completed	28, at Wofford, '12
Passing Yds	302, at Wofford, '12
Passing TDs	2, Samford, '12


JOHN SULLIVAN

Receptions	
------------------	--

SHAUN WARREN

Rushes	21, Mars Hill, '11
Rushing Yds	203, Mars Hill, '11
Long Rush	82, Mars Hill, '11
Rushing TDs	4, Mars Hill, '11
Rec. Yds	2, at MTSU, '13
Rec. Yds	7, at Georgia Tech, '11
Long Rec	7, at Georgia Tech, '11

GAME ONE • AUG. 29, 2013 • MURFREESBORO, TENN.
WESTERN CAROLINA 24
MIDDLE TENNESSEE 45
 FLOYD STADIUM (20,011)



MURFREESBORO, TENN. – After spotting Middle Tennessee a 28-point first half lead, the Western Carolina Catamount football team closed its first, first half of the 2013 season with a scoring frenzy as sophomore quarterback Troy Mitchell tossed a pair of touchdown passes just 11 seconds apart for a 15-point swing and a 31-18 halftime margin.

However, the early deficit was too much to overcome as the Blue Raiders leaned on the youthful Catamounts in the second half on a hot and humid night to pull out the 45-24 victory at Floyd Stadium in the season-opener for both squads. MTSU's William Pratcher rushed for two touchdowns and a combined 71 yards as the Blue Raiders won their first game as a member of Conference USA.

Mitchell finished 7-for-15 with scoring strikes to receivers Kamorris Benson and Terryon Robinson and an interception, accounting for 161 of WCU's 257 passing yards with 38 yards gained on the ground. Redshirt junior Eddie Sullivan, who earned the starting nod and finished the game after Mitchell was sidelined in the fourth quarter, threw for 96 yards on 12-of-21 passing, also tossing a pick and was sacked three times.

Benson and Robinson both finished with four catches apiece in Thursday night's loss with Benson collecting his first career, 100-yard receiving game with 113 yards including a long of 56. Redshirt junior Jeff Moore tripled his career output in one game, leading all receivers with a career-best six catches for 49 yards.

Jordan Parker ran for a 65-yard touchdown on the first play from scrimmage, sparking the Blue Raiders to the 28 unanswered points before WCU's Richard Sigmon kicked a 21-yard field goal for Western Carolina in the second quarter. Parker finished with 156 yards on 22 carries, and quarterback Logan Kilgore was 12-for-18 and threw one touchdown.

Trailing 31-3, Mitchell threw two touchdown passes within 11 seconds for the Catamounts, first connecting with Benson on a 39-yard touchdown. On the ensuing kickoff, senior Ben Watkins jarred the football loose on the return with Sigmon pouncing on the football. Mitchell found Robinson from 35 yards out on the very next play, making it 31-18 at the half.

The two squads traded punts before the Blue Raiders used their size to chew up 73 yards in 13 plays - seven of which coming on the ground - to pull ahead by 20 points, 38-18, on a 10-yard touchdown scamper by back-up quarterback, Austin Grammer.

Pratcher slipped up the middle for a second score from 38 yards out before the Catamounts concluded scoring with a one-yard Shaun Warren touchdown rush. Warren's seventh career rushing score capped a 14-play, 77-yard drive orchestrated by Sullivan.

Score by Quarters	1	2	3	4	Score	
Western Carolina	0	18	0	6	24	Record: (0-1)
Middle Tennessee	21	10	7	7	45	Record: (1-0)

Scoring Summary:
 1st 14:51 MTSU PARKER, Jordan 65 yd run (CLARK kick), 1-65 0:09 WCU 0 - MTSU 7
 04:53 MTSU CORBALEY, J. 10 yd pass from KILGORE, Logan (CLARK kick), 9-67 2:51 WCU 0 - MTSU 14
 01:05 MTSU GRISWOULD, Kyle 57 yd punt return (CLARK kick) WCU 0 - MTSU 21
 2nd 12:18 MTSU PRATCHER, W. 5 yd run (CLARK kick), 6-89 1:45 WCU 0 - MTSU 28
 07:42 WCU Richard Sigmon 21 yd field goal, 4-7 1:09 WCU 3 - MTSU 28
 02:48 MTSU CLARK, Cody 30 yd field goal, 5-23 1:23 WCU 3 - MTSU 31
 01:48 WCU Kamorris Benson 39 yd pass from Troy Mitchell (Mitchell rush), 4-75 1:00 WCU 11 - MTSU 31
 01:37 WCU Terryon Robinson 35 yd pass from Troy Mitchell (Sigmon kick), 1-35 0:11 WCU 18 - MTSU 31
 3rd 03:54 MTSU GRAMMER, Austin 10 yd run (CLARK kick), 13-73 4:44 WCU 18 - MTSU 38
 4th 08:42 MTSU PRATCHER, W. 38 yd run (CLARK kick), 7-71 2:55 WCU 18 - MTSU 45
 04:17 WCU Shaun Warren 1 yd run (Sigmon kick failed), 14-77 4:25 WCU 24 - MTSU 45

	WCU	MTSU
FIRST DOWNS.....	17	25
RUSHES-YARDS (NET).....	35-114	49-270
PASSING YDS (NET).....	257	205
Passes Att-Comp-Int.....	36-19-2	27-19-0
TOTAL OFFENSE PLAYS-YARDS.....	71-371	76-475
Fumble Returns-Yards.....	0-0	0-0
Punt Returns-Yards.....	2-7	3-53
Kickoff Returns-Yards.....	6-106	4-93
Interception Returns-Yards.....	0-0	2-1
Punts (Number-Avg).....	8-36.9	4-49.8
Fumbles-Lost.....	0-0	4-2
Penalties-Yards.....	6-56	7-75
Possession Time.....	28:00	32:00
Third-Down Conversions.....	4 of 15	8 of 15
Fourth-Down Conversions.....	0 of 1	0 of 1
Red-Zone Scores-Chances.....	2-3	4-6
Sacks By: Number-Yards.....	3-15	3-11

RUSHING: WCU - Shaun Warren 13-55; Troy Mitchell 11-38; Garry Lewis 5-25; Eddie Sullivan 6-minus 4. MTSU - PARKER, Jordan 22-156; PRATCHER, W. 10-71; WHATLEY, Reggie 8-44; GRAMMER, Austin 6-14; TEAM 1-minus 2; KILGORE, Logan 2-minus 13.

PASSING: WCU - Eddie Sullivan 12-21-1-96; Troy Mitchell 7-15-1-161. MTSU - KILGORE, Logan 12-18-0-144; GRAMMER, Austin 7-9-0-61.

RECEIVING: WCU - Jeff Moore 6-49; Kamorris Benson 4-113; Terryon Robinson 4-78; C.J. Goodman 2-13; Shaun Warren 2-1; Garry Lewis 1-3. MTSU - JEFFERSON, T. 3-34; HENRY, Marcus 3-32; PERKINS, Chris 3-32; GRISWOULD, Kyle 3-23; CLARKE, Devin 2-34; PETTIS, Terry 2-27; COLLIS, C. 1-11; CORBALEY, J. 1-10; PARKER, Jordan 1-2.


INTERCEPTIONS: WCU - None. MTSU - ROBERTS, S. 1-1; SHARPE, Chris 1-0.

FUMBLES: WCU - None. MTSU - WHATLEY, Reggie 1-0; PENNYCUFF, C. 1-1; KILGORE, Logan 1-0; PARKER, Jordan 1-1.

SACKS (UA-A): WCU - Fred Mooring 1-0; John McBeth 1-0; Courtland Carson 1-0. MTSU - RHODES, Steven 0-1; BASTIEN, S. 0-1; HENRY, C. 1-0; MCNEIL, Patrick 1-0.

TACKLES (UA-A): WCU - Ace Clark 8-3; Courtland Carson 8-0; John McBeth 3-4; Bryson Jordan 3-3; Jaleel Lorquet 3-3; Christon Gill 4-1; Sertonuse Harris 3-2; Tyson Dickson 1-4; Trey Morgan 2-2; Caleb Hawkins 0-4; Dante Stewart 2-1; Brian Johnson 1-2; Fred Mooring 2-0; Ben Watkins 2-0; Pete Balthrop 0-2; Kelvin Ume 1-0; Fred Payne 1-0; Kamorris Benson 1-0; De'von Richardson 1-0; Andrew Mayton 1-0; Andre Whitmire 0-1; Trevor Taylor 0-1; Dylan Sluder 0-1. MTSU - BARBER, T.T. 7-2; HENRY, C. 6-3; BLUNT, Roderic 5-2; GASQUE, L. 2-3; ROBERSON, James 2-3; BYARD, Kevin 3-1; RHODES, Steven 2-2; FARMER, R. 3-0; WELLS, Ykeem 2-0; ANTOINE, A. 2-0; ROBERTS, S. 2-0; BASTIEN, S. 1-1; MCNEIL, Jimal 0-2; PRATCHER, W. 1-0; GILSTRAP, K. 1-0; SMITH, Iman 1-0; SEAMSTER, Sammy 1-0; HUFF, Shaquille 1-0; MCNEIL, Patrick 1-0; SINGLETARY, J. 1-0; NOLAN, Dearco 1-0; HAMLIN, J. 1-0; BRIDGES, O'Shane 0-1; FENNELL, J. 0-1; KELLY, John 0-1.

GAME TWO • SEPT. 7, 2013 • BLACKSBURG, VA.
WESTERN CAROLINA 3
VIRGINIA TECH 45
 LANE STADIUM / WORSHAM FIELD (61,335)



BLACKSBURG, VA. – Western Carolina dropped its third-straight game to a NCAA Football Bowl Subdivision (FBS) opponent as Virginia Tech outscored the Catamounts, 24-3, in the second half en route to a 45-3 final Saturday afternoon at Lane Stadium / Worsham Field. Virginia Tech's Detrick Bonner returned one of his two interceptions for a touchdown and Trey Edmunds ran for two scores in the win.

Western Carolina (0-2) struggled to find rhythm in the passing game on Saturday as starting quarterback Eddie Sullivan finished just 4-for-14 for 51 yards and three interceptions. He found four different receivers including redshirt freshman tight end Michael Helms Jr., for his first career reception totaling 15 yards. Classmate C.J. Goodman also hauled in a 15-yard pass to match the team high.

WCU rushed for 111 yards in the loss with freshman tailback Garry Lewis - who made his first career start - leading the way with 45 yards and Sullivan adding 41 including a long of 19 yards. Combined, seven Catamounts recorded rushes on Saturday.

Virginia Tech (1-1) cracked the scoreboard first, but the tally came on defense as Bonner returned an interception 37 yards just under 10 minutes into the first quarter for the early, 7-0, advantage. The Hokies added to their lead early in the second quarter as Edmunds capped a 16-play drive with a one-yard plunge to push the home squad ahead by two scores.

The Hokies scored once more before intermission as quarterback Logan Thomas found D.J. Coles for a 19-yard pitch-and-catch for a 21-0 halftime margin. WCU's defense played very tough over the opening 30 minutes with two Catamounts - freshman Trey Morgan and junior Christon Gill - coming up with the first two interceptions of the season - both in the end zone and halted potential Virginia Tech scoring drives.

After the two teams traded punts to start the second half, the Hokies got a big play from running back Chris Mangus who took a toss to the left, avoided pressure in the backfield and broke free for a 76-yard touchdown romp.

WCU scratched the scoreboard midway through the third quarter, capitalizing on a third Hokies turnover. Redshirt freshman Damian Whitaker recovered a muffed punt to set the Catamount offense up with perfect field position. Despite not being able to advance the ball against the Hokies defense and the hostile crowd, junior kicker Richard Sigmon was able to split the uprights from 28-yards out to make it 28-3.

Over the final quarter and a half, Virginia Tech added three more scores including Edmunds' second rushing TD, a 13-yard run by Joel Caleb and a 30-yard field goal by Cody Journell after the WCU defense held on a third and nine from the 13 yard line.

Score by Quarters	1	2	3	4	Score	
Western Carolina	0	0	3	0	3	Record: (0-2)
Virginia Tech	7	14	14	10	45	Record: (1-1)

Scoring Summary:
 1st 06:14 VAT Bonner, D 37 yd interception return (Journell, C kick) WCU 0 - VAT 7
 11:50 VAT Edmunds, T 1 yd run (Journell, C kick), 16-87 6:27 WCU 0 - VAT 14
 2nd 04:35 VAT Coles, DJ 19 yd pass from Thomas, L (Journell, C kick), 9-69 4:18 WCU 0 - VAT 21
 10:51 VAT Mangus, C 76 yd run (Journell, C kick), 2-83 0:50 WCU 0 - VAT 28
 3rd 05:46 WCU Richard Sigmon 28 yd field goal, 4-1 2:00 WCU 3 - VAT 28
 02:51 VAT Edmunds, T 1 yd run (Journell, C kick), 7-50 2:50 WCU 3 - VAT 35
 4th 12:12 VAT Journell, C 30 yd field goal, 9-34 3:13 WCU 3 - VAT 38
 02:02 VAT Caleb, J 13 yd run (Journell, C kick), 6-45 3:13 WCU 3 - VAT 45

	WCU	VAT
FIRST DOWNS.....	8	24
RUSHES-YARDS (NET).....	40-111	34-237
PASSING YDS (NET).....	51	225
Passes Att-Comp-Int.....	14-4-3	35-20-2
TOTAL OFFENSE PLAYS-YARDS.....	54-162	69-462
Fumble Returns-Yards.....	0-0	0-0
Punt Returns-Yards.....	1-2	6-21
Kickoff Returns-Yards.....	5-75	2-33
Interception Returns-Yards.....	2-0	3-72
Punts (Number-Avg).....	8-41.1	3-45.0
Fumbles-Lost.....	2-0	1-1
Penalties-Yards.....	4-16	3-15
Possession Time.....	30:26	29:34
Third-Down Conversions.....	2 of 13	7 of 13
Fourth-Down Conversions.....	0 of 0	1 of 1
Red-Zone Scores-Chances.....	1-1	5-6
Sacks By: Number-Yards.....	0-0	1-2

RUSHING: WCU - Garry Lewis 19-45; Eddie Sullivan 9-41; Willie Police 1-9; David Giron 4-8; Jonah Duggan 4-5; Brandon Gray 2-4; Garrett Brown 1-minus 1. VT - Mangus, C 5-84; Edmunds, T 15-68; Coleman, JC 7-38; Caleb, J 6-36; Leal, M 1-11.

PASSING: WCU - Eddie Sullivan 4-14-3-51. VT - Thomas, L 17-31-2-200; Leal, M 3-4-0-25.

RECEIVING: WCU - Michael Helms 1-15; C.J. Goodman 1-15; Jeff Moore 1-11; Kamorris Benson 1-10. VT - Byrn, W 4-58; Cline, K 4-46; Stanford, J 4-46; Knowles, D 2-20; Coles, DJ 1-19; Rogers, S 1-12; Edmunds, T 1-9; Mangus, C 1-8; Wright, J 1-4; Caleb, J 1-3.

INTERCEPTIONS: WCU - Trey Morgan 1-0; Christon Gill 1-0. VT - Bonner, D 2-72; Facyson, B 1-0.

FUMBLES: WCU - Steffon Hill 1-0; Terryon Robinson 1-0. VT - Jarrett, K 1-1.


SACKS (UA-A): WCU - None. VT - Collins, JR 1-0.

TACKLES (UA-A): WCU - Courtland Carson 8-6; Tyson Dickson 5-1; Jaleel Lorquet 3-3; Trevor Taylor 0-6; Christon Gill 1-4; Brian Johnson 0-4; Trey Morgan 2-1; Bryson Jordan 2-1; Sertonuse Harris 1-2; Andre Whitmire 1-2; De'von Richardson 0-3; Helva Matungulu 0-2; Fred Mooring 0-2; Michael Helms 0-2; Ben Watkins 1-0; Terryon Robinson 1-0; Richard Sigmon 1-0; John McBeth 1-0; Damian Whitaker 1-0; Daniel Nash 1-0; Quevalas Murray 0-1; Lee Pattillo 0-1; Jeff Moore 0-1; Tyler Philpott 0-1; Kelvin Ume 0-1; A.J. McKay 0-1; Andre Shishkin 0-1; Pete Balthrop 0-1; Tommy Tate 0-1. VT - Tyler, J 3-8; Hopkins, D 0-8; Jarrett, K 3-4; Williams, C 2-5; Edwards, T 1-4; Collins, JR 1-4; Gayle, J 1-3; Clarke, D 0-4; McKinnon, D 1-2; Maddy, L 0-3; Trimble, J 0-3; Fuller, Ke 2-0; Clark, C 1-1; Facyson, B 1-1; Roth, M 0-2; Harley, K 0-2; Frye, D 0-2; Ekanem, K 0-2; Williams, N 1-0; Bonner, D 1-0; Fuller, Ky 1-0; Smith, A 0-1; Nicolas, D 0-1.

GAME THREE • SEPT. 14, 2013 • CULLOWHEE

THE CITADEL..... 28
WESTERN CAROLINA 21

E.J. WHITMIRE STADIUM / BOB WATERS FIELD (9,345)



CULLOWHEE, N.C. - Sophomores Darius Ramsey and Troy Mitchell combined to rush for 208 yards with Ramsey finding the end zone twice in Saturday afternoon's home and Southern Conference opener, but The Citadel held off Western Carolina, 28-21, in front of 9,345 fans at E.J. Whitmire Stadium / Bob Waters Field.

The Citadel (1-2, 1-1 SoCon) cashed in three methodical scoring drives of eight-or-more plays including a season-long 19-play marathon march to open the game, and also converted a special teams miscue into seven points en route to its third-straight victory over the Catamounts, relegating WCU to its 13th-straight loss overall. Quarterback Ben Dupree recorded two rushing scores in the win for the Bulldogs.

Ramsey, who made his season debut after missing the first two weeks with a nagging foot injury suffered during preseason practice, rushed 20 times for 102 yards, while Mitchell amassed 106 yards on 17 carries. The Catamount quarterback also completed 16 of his 22 pass attempts for 136 yards and the second scoring strike of the year to junior Kamorris Benson.

The Citadel set the tone early on Saturday, driving 75 yards in a grueling 19 plays to take a lead it would never relinquish. Bulldog quarterback Ben Dupree capped the nine-minute, 15-second drive with a one-yard plunge.

On the ensuing possession, the Catamount offense was forced to punt after five offensive plays, gaining one first down on a six-yard rush by Ramsey. The snap to punter Clark Sechrest was off-target with the Bulldog pressure reaching Sechrest before the Comelius, N.C., native could put toe to leather. As he was being tackled, the ball popped up into the air where Tevin Floyd grabbed the ball and rumbled the remaining eight yards into the end zone to give the Bulldogs a two-score, 14-0, lead.

The Citadel again found pay dirt on Dupree's second rushing score of the game just two plays into the second quarter staking the visitors to a 21-0 lead it would carry into the halftime locker room. The Bulldogs did try and tack on a field goal just before intermission, but Caleb Hawkins swatted the would-be triple to end the half.

In the second half, the two teams traded scores in the third quarter to make it 28-7. WCU pulled back within two scores as Mitchell spurred a scoring drive with a 53-yard rush on the first play of a 75-yard drive that took just four plays capped as Mitchell found Benson in the left corner of the end zone to make it 28-14.

WCU's lone takeaway of the afternoon set-up its second score, Ramsey's second TD. With pressure up the middle by the Catamount pass rush, Dupree's pass was batted into the air by John McBeth and floated into the arms of Andre Whitmire for the interception - the third by the WCU defense this season.

On the final offensive possession, Mitchell's fourth-down pass was intercepted, ending WCU's rally.

Score by Quarters	1	2	3	4	Score	Record: (1-2,1-1)
The Citadel	14	7	7	0	28	Record: (1-2,1-1)
Western Carolina	0	0	14	7	21	Record: (0-3,0-1)

Scoring Summary:

1st 05:45	CIT	Ben Dupree 1 yd run (Thomas Warren kick), 19-75 9:15	CIT 7 - WCU 0
04:11	CIT	Tevin Floyd 8 yd fumble recovery (Thomas Warren kick)	CIT 14 - WCU 0
2nd 13:54	CIT	Ben Dupree 1 yd run (Thomas Warren kick), 8-70 3:51	CIT 21 - WCU 0
3rd 11:29	WCU	Darius Ramsey 1 yd run (Richard Sigmon kick), 10-71 3:22	CIT 21 - WCU 7
06:06	CIT	Devan Robbins 15 yd run (Thomas Warren kick), 10-78 5:17	CIT 28 - WCU 7
04:43	WCU	Kamorris Benson 5 yd pass from Troy Mitchell (Sigmon kick), 4-75 1:17	CIT 28 - WCU 14
4th 06:51	WCU	Darius Ramsey 5 yd run (Richard Sigmon kick), 14-76 5:57	CIT 28 - WCU 21

	CIT	WCU
FIRST DOWNS.....	27	18
RUSHES-YARDS (NET).....	63-343	39-187
PASSING YDS (NET).....	17	136
Passes Att-Comp-Int.....	6-2-1	22-16-1
TOTAL OFFENSE PLAYS-YARDS	69-360	61-323
Fumble Returns-Yards.....	1-8	0-0
Punt Returns-Yards.....	1-5	1-5
Kickoff Returns-Yards.....	1-17	5-116
Interception Returns-Yards.....	1-14	1-3
Punts (Number-Avg).....	2-42.5	3-40.0
Fumbles-Lost.....	2-0	3-1
Penalties-Yards.....	0-0	9-75
Possession Time.....	35:52	24:08
Third-Down Conversions.....	8 of 12	6 of 11
Fourth-Down Conversions.....	2 of 2	0 of 2
Red-Zone Scores-Chances.....	3-6	3-3
Sacks By: Number-Yards.....	2-10	0-0

RUSHING: CIT - Ben Dupree 28-126; Darien Robinson 14-50; Dalton Trevino 5-42; Devan Robbins 3-38; Vinny Miller 4-38; Tyer Renew 6-36; Eric Goins 1-8; Jake Stenson 1-6; TEAM 1-minus 1. WCU - Troy Mitchell 17-106; Darius Ramsey 20-102; Willie Police 1-minus 2; Clark Sechrest 1-minus 19.

PASSING: CIT - Ben Dupree 2-6-1-17. WCU - Troy Mitchell 16-22-1-136.

RECEIVING: CIT - Vinny Miller 1-14; Terrance Martin 1-3. WCU - Terryon Robinson 5-56; Willie Police 4-41; Kamorris Benson 4-21; Jeff Moore 2-5; C.J. Goodman 1-13.

INTERCEPTIONS: CIT - Julian Baxter 1-14. WCU - Andre Whitmire 1-3.

FUMBLES: CIT - Eric Goins 1-0; Ben Dupree 1-0. WCU - Troy Mitchell 1-0; Clark Sechrest 1-1; Shaun Warren 1-0.


SACKS (UA-A): CIT - Derek Douglas 1-0; Mark Thomas 0-1; James Riley 0-1. WCU - None.

TACKLES (UA-A): CIT - James Riley 5-6; Carl Robinson 7-2; Julian Baxter 5-3; Brandon McCladdie 4-3; Justin Oxendine 4-3; Sadath Jean-Pierre 3-2; Derek Douglas 1-4; Rah Muhammad 1-3; Akeem Gamett 1-1; Nick Willis 0-2; Ian Thompson 0-2; Malik Diggs 0-2; Walker Smith 0-2; Tevin Floyd 1-0; Keith Carter 1-0; Colin Parsons 1-0; Brandon Eakins 0-1; Cam Mobley 0-1; Mitchell Jeter 0-1; Bay Armhein 0-1; Mark Thomas 0-1. WCU - Sertonuse Harris 4-12; Courtland Carson 4-8; Andre Shishkin 3-7; Christon Gill 3-7; Ace Clark 1-8; Caleb Hawkins 2-4; Trey Morgan 2-4; Jaleel Lorquet 2-3; John McBeth 0-5; Bryson Jordan 1-3; Lee Patillo 1-3; Andre Whitmire 2-1; Brian Johnson 0-2; De'von Richardson 1-0; Josh Wineberg 1-0; Daniel Nash 0-1; Kelvin Ume 0-1; Andrew Mayton 0-1.

GAME FOUR • SEPT. 21, 2013 • CULLOWHEE

MARS HILL 23
WESTERN CAROLINA 30

E.J. WHITMIRE STADIUM / BOB WATERS FIELD (7,490)



CULLOWHEE, N.C. - Wide receiver Kamorris Benson hauled in three, fourth quarter touchdown receptions as Western Carolina rallied from an 11-point deficit in the final frame to upend the Mars Hill Lions, 30-23, on a soggy Saturday afternoon at E.J. Whitmire Stadium / Bob Waters Field.

Benson recorded scoring strikes of 80, 75 and 33 yards from sophomore quarterback Troy Mitchell over the final 10:39 with the lone blemish for WCU coming on an intercepted two-point conversion try that MHU's Montego Baldwin returned nearly 100 yards for two points.

All told, WCU outscored Mars Hill, 20-to-2, in the fourth quarter while also outgaining the Lions, 275-to-69 in offensive yardage over the final 15 minute segment to rally for the 15th-straight win in the all-time series, halting a 13-game winless drought that dated back to last season.

Benson became the fifth different Catamount wide receiver to eclipse the 200-yard receiving mark all-time with a career-high 212 yards on a career-best nine catches. Making the performance even more impressive is that he had four catches for just three yards at halftime.

Mitchell completed 20-of-35 passes for a career-high 350 yards and three touchdowns while adding 64 yards on 13 carries to amass 414 yards of total offense. Sophomore tailback Darius Ramsey led the team with 71 yards on the ground with junior Shaun Warren rushing for 36 yards and a first quarter TD, finishing with 101 all-purpose yards with two kickoff returns for a total of 65 yards.

After seeing Mars Hill pull ahead by 11 points, 21-10, with 10:57 remaining in the fourth quarter, the Catamounts went up top for their biggest pass play of the game. Mitchell found a streaking Benson over the middle for an 80-yard pitch-and-catch, pulling WCU back to within five, 21-16. However, Baldwin's two-point conversion pick stretched the margin back to seven, 23-16.

WCU's defense got the football back after six plays with redshirt senior Brian Johnson throwing receiver Dimitri Holmes for a six-yard loss on an end-around play, eventually forcing the Lions to punt.

Despite being pinned back at their own eight-yard line, Mitchell guided the Catamounts on a 92-yard scoring drive in just three plays. Mitchell capped the drive as he found his favorite target of the game on a 75-yard pass up the left sideline. Richard Sigmon booted the game-tying PAT, 23-23. He also had a 21-yard field goal to open the game's scoring.

The Catamount defense forced a three-and-out on Mars Hill's next possession. Mitchell then orchestrated the game-winning drive, moving 72 yards in six plays with Benson on the receiving end of a 33-yard go-ahead touchdown. The drive was spurred by a 20-yard reception by tight end Michael Helms, Jr., with Benson making two catches for 43 yards on the drive.

Score by Quarters	1	2	3	4	Score	Record: (1-2)
Mars Hill	0	0	13	10	23	Record: (1-2)
Western Carolina	10	0	0	20	30	Record: (1-3)

Scoring Summary:

1st 09:49	WCU	Richard Sigmon 21 yd field goal, 14-61 5:11	MARS 0 - WCU 3
04:11	WCU	Shaun Warren 1 yd run (Richard Sigmon kick), 2-1 0:33	MARS 0 - WCU 10
3rd 11:29	MARS	Shaikel Davis 29 yd run (Victor Yurco kick), 8-69 3:23	MARS 7 - WCU 10
02:22	MARS	Marquez Williams 2 yd run (Victor Yurco rush fumbld), 8-77 3:40	MARS 13 - WCU 10
4th 10:57	MARS	D. Holmes 10 yd pass from T. Miller (Hughes pass from Gordon-Lamar), 5-70 2:48	MARS 21 - WCU 10
10:39	WCU	Kamorris Benson 80 yd pass from Troy Mitchell (Mitchell pass intcpt), 1-80 0:11	MARS 21 - WCU 16
10:39	MARS	Montego Baldwin PAT return	MARS 23 - WCU 16
06:22	WCU	Kamorris Benson 75 yd pass from Troy Mitchell (Sigmon kick), 3-92 1:02	MARS 23 - WCU 23
02:47	WCU	Kamorris Benson 33 yd pass from Troy Mitchell (Sigmon kick), 6-72 2:26	MARS 23 - WCU 30

	MHU	WCU
FIRST DOWNS.....	23	22
RUSHES-YARDS (NET).....	47-165	41-165
PASSING YDS (NET).....	169	350
Passes Att-Comp-Int.....	26-12-0	35-20-0
TOTAL OFFENSE PLAYS-YARDS	73-334	76-515
Fumble Returns-Yards.....	0-0	0-0
Punt Returns-Yards.....	1-3	1-3
Kickoff Returns-Yards.....	5-96	2-65
Interception Returns-Yards.....	0-0	0-0
Punts (Number-Avg).....	7-40.1	6-42.5
Fumbles-Lost.....	2-2	1-0
Penalties-Yards.....	7-65	9-93
Possession Time.....	31:01	28:59
Third-Down Conversions.....	7 of 16	4 of 14
Fourth-Down Conversions.....	0 of 2	1 of 2
Red-Zone Scores-Chances.....	2-3	2-2
Sacks By: Number-Yards.....	1-3	2-15

RUSHING: MHU - Shaikel Davis 34-158; Foluke Gordon-Lamar 4-16; Dimitri Holmes 2-3; Marquez Williams 1-2; TEAM 1-minus 1; Trent Miller 5-minus 13. WCU - Darius Ramsey 21-71; Troy Mitchell 13-64; Shaun Warren 6-36; TEAM 1-minus 6.

PASSING: MHU - Trent Miller 12-25-0-169; Zach Lappin 0-1-0-0. WCU - Troy Mitchell 20-35-0-350.

RECEIVING: MHU - Dimitri Holmes 5-77; Jeremy Hughes 3-36; Trent Miller 1-26; Cameron Shuford 1-24; Steven Williams 1-4; Shaikel Davis 1-2. WCU - Kamorris Benson 9-212; Willie Police 4-49; Terryon Robinson 4-46; Darius Ramsey 2-23; Michael Helms 1-20.

INTERCEPTIONS: MHU - None. WCU - None.

FUMBLES: MHU - Trent Miller 2-2. WCU - Terryon Robinson 1-0.

SACKS (UA-A): MHU - Rashard Simmons 1-0. WCU - Helva Matungulu 0-1; Andre Shishkin 1-0; Jaleel Lorquet 0-1.

TACKLES (UA-A): MHU - Sammy Siasia 4-8; Troy Harris 2-7; Chamarcus Pittard 2-7; Jasper Mason 2-5; Drew Martin 0-7; Montego Baldwin 4-1; Robert Green, II 3-2; Rashard Simmons 3-1; Marvin James 3-1; LaMarcus Thickett 1-3; Christian Davis 0-4; Nicholas Sanders 2-1; Danin Baldwin 2-1; Courtney Knowles 1-1; Johnny Maxey 0-2; Jamel Hall 1-0; Johnell Tate 1-0; Cobby McDowell 1-0; Victor Yurco 0-1; Chris Trimmings 0-1; Jonathan Jones 0-1. WCU - Courtland Carson 5-9; Christon Gill 3-5; Sertonuse Harris 2-6; Jaleel Lorquet 4-3; Trey Morgan 5-1; Bryson Jordan 1-5; Caleb Hawkins 3-2; Ace Clark 1-4; Kelvin Ume 0-5; Brian Johnson 1-2; K.P. Hicks 1-2; John McBeth 1-1; Andre Shishkin 1-1; Chandler Addertion 1-0; Fred Moorring 1-0; Dante Stewart 1-0; De'von Richardson 1-0; Tyson Dickson 1-0; TEAM 1-0; Trevor Taylor 0-1; Richard Sigmon 0-1; Ben Watkins 0-1; Helva Matungulu 0-1; A.J. McCoy 0-1; Fred Payne 0-1.

GAME FIVE • SEPT. 28, 2013 • BIRMINGHAM, ALA.	
WESTERN CAROLINA	23
SAMFORD	62
SEIBERT STADIUM (8,625)	



BIRMINGHAM, ALA. – Samford quarterback Andy Summerlin threw for 327 yards and four touchdowns as the Bulldogs handed Western Carolina a 62-23 defeat Saturday afternoon in front of 8,625 fans in Southern Conference action at Seibert Stadium.

The Catamounts (1-4, 0-2 SoCon) overcame an early 14-0 deficit with 10 straight points including quarterback Troy Mitchell's first rushing score of the season and a 27-yard field goal by Richard Sigmon. But the Bulldogs (3-2, 1-0 SoCon) pulled away from there as on the ensuing kickoff after Sigmon's boot, dangerous all-purpose back Fabian Truss returned a kickoff for 100 yards for a touchdown and Summerlin completed a 52-yard touchdown pass to Chris Cephus late in the second quarter.

The Bulldogs led at halftime, 28-10.

Samford added to its advantage in the second half as Summerlin threw two more touchdown passes, including a 68-yard strike to Gavin Sinclair.

Truss rushed for 60 yards and a score for Samford and Cephus had three receptions for 86 yards and Sinclair added two catches for 74. Karel Hamilton caught two scores for the Bulldogs, finishing with 42 yards.

Troy Mitchell finished 15-of-33 for 202 yards passing. He also had a team-high 77 yards rushing - gaining 117 yards before late sacks subtracted from his totals. Sophomore Darius Ramsey rushed for 69 yards and a second half score. Freshman Willie Police led 10 Catamount receivers with four receptions for 53 yards.

Redshirt junior Eddie Sullivan put the Catamounts on the scoreboard late, driving WCU 80 yards on 4-of-4 passing with Shaun Warren collecting his ninth career rushing TD to cap the drive.

Sophomore Sertonuse Harris led the Catamount defense with 10 tackles including six solo stops while senior Courtland Carson added eight tackles, seven solo. Redshirt senior defensive lineman Andre Shishkin tallied six tackles including two of WCU's three quarterback sacks with classmate Pete Balthrop Jr., adding the third QB sack of the day.

Score by Quarters	1	2	3	4	Score	
Western Carolina	0	10	6	7	23	Record: (1-4,0-2)
Samford	14	14	21	13	62	Record: (3-2,1-0)


Scoring Summary:				
1st	03:49	SAM	Karel Hamilton 6 yd pass from Andy Summerlin (W. Handrahan kick)	WCU 0 - SAM 7
	00:31	SAM	Michael Pierce 3 yd run (W. Handrahan kick)	WCU 0 - SAM 14
2nd	13:42	WCU	Troy Mitchell 29 yd run (Richard Sigmon kick)	WCU 7 - SAM 14
	06:52	WCU	Richard Sigmon 27 yd field goal	WCU 10 - SAM 14
	06:35	SAM	Fabian Truss 100 yd kickoff return (W. Handrahan kick)	WCU 10 - SAM 21
	03:33	SAM	Chris Cephus 52 yd pass from Andy Summerlin (W. Handrahan kick)	WCU 10 - SAM 28
3rd	10:12	SAM	Gavin Sinclair 68 yd pass from Andy Summerlin (W. Handrahan kick)	WCU 10 - SAM 35
	06:44	SAM	Fabian Truss 16 yd run (W. Handrahan kick)	WCU 10 - SAM 42
	04:49	WCU	Darius Ramsey 1 yd run (Richard Sigmon kick failed)	WCU 16 - SAM 42
	03:27	SAM	Karel Hamilton 25 yd pass from Andy Summerlin (W. Handrahan kick)	WCU 16 - SAM 49
4th	11:26	SAM	S. Robinson 2 yd run (W. Handrahan kick)	WCU 16 - SAM 56
	05:38	SAM	D. Bledsoe 27 yd run (W. Handrahan kick failed)	WCU 16 - SAM 62
	03:44	WCU	Shaun Warren 5 yd run (Richard Sigmon kick)	WCU 23 - SAM 62

	WCU	SAM
FIRST DOWNS.....	20	26
RUSHES-YARDS (NET).....	35-161	44-181
PASSING YDS (NET).....	282	408
Passes Att-Comp-Int.....	37-19-0	29-22-0
TOTAL OFFENSE PLAYS-YARDS.....	72-443	73-589
Fumble Returns-Yards.....	0-0	0-0
Punt Returns-Yards.....	2-5	3-13
Kickoff Returns-Yards.....	5-103	3-126
Interception Returns-Yards.....	0-0	0-0
Punts (Number-Avg).....	11-36.5	6-50.3
Fumbles-Lost.....	2-1	1-0
Penalties-Yards.....	4-33	5-45
Possession Time.....	30:37	29:23
Third-Down Conversions.....	4 of 16	6 of 13
Fourth-Down Conversions.....	0 of 0	1 of 1
Red-Zone Scores-Chances.....	3-3	5-5
Sacks By: Number-Yards.....	3-22	4-37

RUSHING: WCU – Troy Mitchell 16-77; Darius Ramsey 14-69; Shaun Warren 4-13; Willie Police 1-2. SAM – B. Dledsoe 8-68; Fabian Truss 11-60; Jeremiaha Gates 11-42; S. Robinson 5-17; Ben Neill 2-9; Michael Pierce 1-3; Kelsey Pope 1-3; TEAM 1-minus 5; Andy Summerlin 4-minus 16.
 PASSING: WCU – Troy Mitchell 15-33-0-202; Eddie Sullivan 4-4-0-80. SAM – Andy Summerlin 16-22-0-327; Ben Neill 5-6-0-59; Kelsey Pope 1-1-0-22.
 RECEIVING: WCU – Willie Police 4-53; Jeff Moore 3-26; Michael Helms 2-79; Seth Curtis 2-34; Terryon Robinson 2-19; Darius Ramsey 2-minus 2; C.J. Goodman 1-18; Shaun Warren 1-18; Karmorris Benson 1-16; Garry Lewis 1-11. SAM – Chris Cephus 3-86; Karel Hamilton 3-42; Gavin Sinclair 2-74; Kelsey Pope 2-55; Zeke Walters 2-33; Kelvin Clay 2-32; S. Robinson 2-24; Jauan Davis 2-14; Devon Schmitt 1-20; Javian Ramson 1-16; Jeremiaha Gates 1-7; Fabian Truss 1-5.
 INTERCEPTIONS: WCU – None. SAM – None.
 FUMBLES: WCU – Garry Lewis 2-1. SAM – Kelvin Clay 1-0.
 SACKS (UA-A): WCU – Andre Shishkin 2-0; Pete Balthrop 1-0. SAM – Jerry Mathis 1-0; Jared Holloway 0-1; Justin Shade 1-0; Calvin Ruff 1-0; Brad Noble 0-1.

TACKLES (UA-A): WCU – Sertonuse Harris 6-4; Courtland Carson 7-1; Andre Shishkin 4-2; Ace Clark 3-3; Christon Gill 2-4; Trey Morgan 3-2; Brian Johnson 3-0; Andrew Mayton 2-1; Dante Stewart 1-2; Caleb Hawkins 2-0; K.P. Hicks 2-0; Daniel Nash 1-1; Tyson Dickson 1-1; Fred Mooring 1-1; Helva Matungulu 0-2; Bryson Jordan 0-2; Pete Balthrop 1-0; Damian Whitaker 1-0; Dylan Sluder 1-0; John McBeth 1-0; Jaleel Lorquet 1-0; Ben Watkins 1-0; Trevor Taylor 1-0; Tyler Philpott 1-0; De'von Richardson 1-0. SAM – Justin Shade 8-4; Bobby Wilson 8-2; Trey Wesley 4-3; Jaquiski Tartt 4-2; Josh Kimberlin 3-1; Josh Killest 3-0; Jerry Mathis 2-0; Cody Brooks 2-0; Tonne Osaigbovo 2-0; Justin Cooper 1-1; Garrett Horst 1-1; Brad Noble 0-2; S. Robinson 1-0; Hans Rice 1-0; B. Wilkinson 1-0; Bruce Greer 1-0; Jeremy Towns 1-0; Calvin Ruff 1-0; Michael Pierce 1-0; Jay Galloway 0-1; Jared Holloway 0-1; Brinson Porter 0-1; Brandon Nettles 0-1.

GAME SIX • OCT. 5, 2013 • CHATTANOOGA, TENN.	
WESTERN CAROLINA	21
CHATTANOOGA	42
FINLEY STADIUM / DAVENPORT FIELD (6,789)	



CHATTANOOGA, TENN. - Chattanooga quarterback Jacob Huesman tossed four touchdown passes and rushed for a fifth as the Mocs handed Western Carolina a 42-21 loss Saturday night in Southern Conference action at Finley Stadium / Davenport Field.

Huesman threw for 223 of UTC's 432 total yards of offense, adding 49 yards on the ground in the victory for the Mocs. Tailback Keon Williams rushed for 127 and a score in the winning effort.

Western Carolina (1-5, 0-3 SoCon) got receiving touchdowns from redshirt sophomore Karmorris Benson and freshman Terryon Robinson in the second half, with freshman tailback Garry Lewis rushing for his first career score in the third quarter. Robinson finished with a career-high 91 yards receiving on five receptions while classmate Willie Police led five Catamount receivers with a career-high six catches.

Chattanooga converted three WCU first half interceptions into 14 points, while limiting the Catamount offense to just 63 total yards in the opening half to carry a 21-0 lead into the locker room. After the break, WCU amassed 226 yards of total offense including 172 yards through the air.

Sophomore quarterback Troy Mitchell accounted for both scoring strikes, finishing 16-of-22 for 181 yards, but tossed three interceptions. Redshirt junior Eddie Sullivan went 2-for-3 for 10 yards and an interception on the one series he saw action.

All told, WCU's 191 yards were the most allowed by Chattanooga this season, which entered the game ranked fifth in the nation in pass defense.

Trailing 28-0 in the third quarter, Western Carolina broke up the shutout as Lewis capped a seven-play, 75-yard drive with an impressive 12-yard scoring run. The Fayetteville, N.C., native was initially stopped after a modest gain over right tackle. However, he spun free from a would-be tackler and raced the rest of the way into the end zone untouched for the rushing score.

Mitchell hooked up with Robinson on a 46-yard scoring strike and found Benson on a 25-yard strike in the fourth quarter to cap WCU's scoring.

Redshirt junior Ace Clark led the Catamount defense with 13 tackles including eight solo stops, while senior Courtland Carson tallied nine stops including seven solo hits. Carson also finished with a 1.5 sacks and a combined 2.5 tackles for loss, forcing a fumble and also breaking up a pass.

Freshman Fred Payne finished with four tackles and recovered the Carson-forced fumble in the first half.

Score by Quarters	1	2	3	4	Score	
Western Carolina	0	0	7	14	21	Record: (1-5,0-3)
Chattanooga	7	14	7	14	42	Record: (3-2,1-1)

Scoring Summary:				
1st	00:30	UTC	Troy Dye 10 yd pass from Jacob Huesman (Pollard kick), 7-52 2:54	WCU 0 - UTC 7
2nd	11:33	UTC	Marquis Green 67 yd pass from Jacob Huesman (Pollard kick), 3-67 1:19	WCU 0 - UTC 14
	05:20	UTC	Tommy Hudson 7 yd pass from Jacob Huesman (Pollard kick), 8-39 3:18	WCU 0 - UTC 21
3rd	07:42	UTC	Jacob Huesman 6 yd run (Pollard kick), 15-73 7:18	WCU 0 - UTC 28
	03:33	WCU	Garry Lewis 12 yd run (Sigmon kick), 10-75 4:09	WCU 7 - UTC 28
4th	14:51	UTC	Marquis Green 13 yd pass from Jacob Huesman (Pollard kick), 7-53 3:39	WCU 7 - UTC 35
	12:18	WCU	Terryon Robinson 46 yd pass from Troy Mitchell (Sigmon kick), 6-70 2:25	WCU 14 - UTC 35
	11:58	UTC	Keon Williams 15 yd run (Pollard kick), 1-15 0:07	WCU 14 - UTC 42
	07:07	WCU	Karmorris Benson 25 yd pass from Troy Mitchell (Sigmon kick), 10-77 4:45	WCU 21 - UTC 42

	WCU	UTC
FIRST DOWNS.....	13	26
RUSHES-YARDS (NET).....	27-98	49-209
PASSING YDS (NET).....	191	223
Passes Att-Comp-Int.....	25-18-4	25-18-0
TOTAL OFFENSE PLAYS-YARDS.....	52-289	74-432
Fumble Returns-Yards.....	0-0	0-0
Punt Returns-Yards.....	0-0	0-0
Kickoff Returns-Yards.....	4-83	3-108
Interception Returns-Yards.....	0-0	4-33
Punts (Number-Avg).....	4-38.0	3-42.3
Fumbles-Lost.....	0-0	1-1
Penalties-Yards.....	4-32	4-40
Possession Time.....	24:05	35:55
Third-Down Conversions.....	6 of 11	9 of 15
Fourth-Down Conversions.....	0 of 0	1 of 1
Red-Zone Scores-Chances.....	1-1	5-8
Sacks By: Number-Yards.....	4-15	0-0

RUSHING: WCU – Troy Mitchell 13-63; Darius Ramsey 11-66; Garry Lewis 1-12; Shaun Warren 2-7. UTC – Keon Williams 12-77; Jacob Huesman 17-49; Kendrick Huilt 4-16; Marquis Green 3-11; Tommy Hudson 1-8; Derrick Craine 1-2; C.J. Board 1-0; TEAM 2-minus 4.

PASSING: WCU – Troy Mitchell 16-22-3-181; Eddie Sullivan 2-3-1-10. Chattanooga-Jacob Huesman 18-25-0-223.

RECEIVING: WCU – Willie Police 6-28; Terryon Robinson 5-91; Karmorris Benson 4-40; Garry Lewis 2-18; Shaun Warren 1-14. UTC – T. Robinson 8-56; Marquis Green 3-87; Tommy Hudson 3-33; Troy Dye 2-27; Keon Williams 1-14; Faysal Shafat 1-6.

INTERCEPTIONS: WCU – None. UTC – Zach McCarter 1-16; Gunner Miller 1-11; Chaz Moore 1-3; D.J. Key 1-3.

FUMBLES: WCU – None. UTC – Jacob Huesman 1-1.

SACKS (UA-A): WCU – Courtland Carson 1-1; Brian Johnson 0-1; Helva Matungulu 0-1; Caleb Hawkins 0-1; Kelvin Ume 1-0. UTC – None.

TACKLES (UA-A): WCU – Ace Clark 8-5; Courtland Carson 7-2; Christon Gill 3-3; Sertonuse Harris 2-3; Fred Payne 3-1; Fred Mooring 3-1; Caleb Hawkins 2-2; Jaleel Lorquet 0-4; Pete Balthrop 3-0; Tyson Dickson 2-1; Kelvin Ume 2-1; Helva Matungulu 1-2; Bryson Jordan 0-3; John McBeth 2-0; Daniel Nash 1-0; Lee Pattillo 1-0; K.P. Hicks 1-0; Troy Mitchell 1-0; Trey Morgan 1-0; Terryon Robinson 1-0; Andre Whitmire 1-0; De'von Richardson 0-1; Brian Johnson 0-1; Jake Thornton 0-1; Matt Degraffiniere 0-1. UTC – D.J. Key 6-5; Dee Jinger 6-1; Wes Dohard 2-5; Gunner Miller 4-1; Kadeem Wise 2-2; Daniel Ring 2-1; Chaz Moore 0-3; Josh Freeman 1-1; Cedric Nettles 1-1; Toyvian Brand 1-1; M. Wakeel 1-1; Beau Simmons 1-0; Davis Tull 1-0; N. Leslie 1-0; Oscar Prado 1-0; Zach McCarter 1-0; A.J. Hampton 0-1; Chris Mayes 0-1.

WCU FOOTBALL - 2013 RESULTS / LEADERS

OVERALL RECORD: 1-5 | HOME: 1-1 | AWAY: 0-4 | SOCON: 0-3

DATE	OPPONENT	SCORE	OVERALL	SOCON	TIME	ATTEND	TOP RUSHER	TOP PASSER	TOP RECEIVER	TOP TACKLER
AUG. 29	at Middle Tennessee	24-45 L	0-1	0-0	2:58	20,011	Warren: 13-55, TD	Mitchell: 7-15-1, 2TD	Benson: 4-113, TD	Clark: 11
Sept. 7	at Virginia Tech	3-45 L	0-2	0-0	3:01	61,335	Lewis: 19-45	Sullivan: 4-14-3	Helms/Goodman: 1-15	Carson: 14
SEPT. 14	THE CITADEL *	21-28 L	0-3	0-1	2:30	9,345	Mitchell: 17-106	Mitchell: 7-15-1, TD	Robinson: 5-56	Harris: 16
SEPT. 21	MARS HILL	W 30-23	1-3	0-1	2:55	7,490	Ramsey: 21-71	Mitchell: 20-35-0, 3TD	Benson: 9-212, 3TD	Carson: 14
Sept. 28	at Samford *	23-62 L	1-4	0-2	3:25	8,625	Mitchell: 16-77, TD	Mitchell: 15-33-0	Police: 4-53	Harris: 10
Oct. 5	at Chattanooga *	21-42 L	1-5	0-3	2:41	6,789	Mitchell: 13-63	Mitchell: 16-22-3, 2TD	Robinson: 5-91, TD	Clark: 13
Oct. 12	at Auburn									
OCT. 19	WOFFORD *									
OCT. 26	ELON *									
Nov. 9	at Georgia Southern *									
NOV. 16	FURMAN *									
Nov. 23	at Appalachian State *									

ALL CAPS - denotes HOME games * - Southern Conference Games

WESTERN CAROLINA 2013 STARTING LINEUPS

OFFENSE	LT	LG	C	RG	RT	TE	WR	WR	WR	TB	QB
at Middle Tennessee	Murray	Degraffinreed	Thornton	Kirby	Wineberg	Helms	Benson	Moore	Robinson	Goodman!	E. Sullivan
at Virginia Tech	Murray	Degraffinreed	Thornton	Philpott	Wineberg	Helms	Benson	Moore	Robinson	Lewis	E. Sullivan
THE CITADEL *	Murray	Degraffinreed	Thornton	Kirby	Wineberg	Goodman@	Benson	Moore	Robinson	Ramsey	Mitchell
MARS HILL	Murray	Philpott	Thornton	Kirby	Wineberg	Helms	Benson	Police	Robinson	Ramsey	Mitchell
at Samford *	Murray	Poindexter	Thornton	Kirby	Wineberg	Helms	Benson	L. Richardson #	Robinson	Ramsey	Mitchell
at Chattanooga *	Murray	Poindexter	Thornton	Kirby	Wineberg	Goodman@	Benson	Moore	Robinson	Ramsey	Mitchell
at Auburn											
WOFFORD *											
ELON *											
at Georgia Southern *											
FURMAN *											
at Appalachian State *											
NOTES: ! WCU started without a running back at Middle Tennessee; @ WCU started four WRs, no TE vs. The Citadel and at Chattanooga; # - WCU started two tight ends at Samford											
DEFENSE	DE	DT	DT	DE	OLB	MIKE	OLB	CB	SS	FS	CB
at Middle Tennessee	Johnson	Whitmire	Matungulu	Hawkins	Jordan	Carson	Gill	Lorquet	Clark	Harris	Morgan
at Virginia Tech	McBeth	Whitmire	Shishkin	Hawkins	Jordan	Carson	Gill	Lorquet	Taylor	Harris	Morgan
THE CITADEL *	McBeth	Whitmire	Shishkin	Hawkins	Jordan	Carson	Gill	Lorquet	Clark	Harris	Morgan
MARS HILL	McBeth	Ume	Shishkin	Hawkins	Jordan	Carson	Gill	Lorquet	Clark	Harris	Morgan
at Samford *	McBeth	Ume	Shishkin	Hawkins	Jordan	Carson	Gill	Lorquet	Clark	Harris	Morgan
at Chattanooga *	McBeth	Ume	Matungulu	Hawkins	Jordan	Carson	Gill	Payne	Clark	Harris	Morgan
at Auburn											
WOFFORD *											
ELON *											
at Georgia Southern *											
FURMAN *											
at Appalachian State *											
NOTES: # -											



2013 Western Carolina Catamounts
 Western Carolina Overall Team Statistics (as of Oct 07, 2013)
 All games



Team Statistics	WCU	OPP
SCORING	122	245
Points Per Game	20.3	40.8
FIRST DOWNS	99	151
Rushing	43	81
Passing	53	57
Penalty	3	13
RUSHING YARDAGE	846	1424
Yards gained rushing	984	1546
Yards lost rushing	138	122
Rushing Attempts	217	286
Average Per Rush	3.9	5.0
Average Per Game	141.0	237.3
TDs Rushing	8	19
PASSING YARDAGE	1267	1247
Comp-Att-Int	96-169-10	93-148-3
Average Per Pass	7.5	8.4
Average Per Catch	13.2	13.4
Average Per Game	211.2	207.8
TDs Passing	8	11
TOTAL OFFENSE	2113	2671
Total Plays	386	434
Average Per Play	5.5	6.2
Average Per Game	352.2	445.2
KICK RETURNS: #-Yards	27-548	18-479
PUNT RETURNS: #-Yards	7-12	14-95
INT RETURNS: #-Yards	3-3	10-120
KICK RETURN AVERAGE	20.3	26.6
PUNT RETURN AVERAGE	1.7	6.8
INT RETURN AVERAGE	1.0	12.0
FUMBLES-LOST	8-2	11-6
PENALTIES-Yards	36-305	26-240
Average Per Game	50.8	40.0
PUNTS-Yards	40-1552	25-1129
Average Per Punt	38.8	45.2
Net punt average	34.9	43.1
KICKOFFS-Yards	26-1446	42-2637
Average Per Kick	55.6	62.8
Net kick average	31.4	42.0
TIME OF POSSESSION/Game	27:24	32:36
3RD-DOWN Conversions	26/79	45/84
3rd-Down Pct	33%	54%
4TH-DOWN Conversions	1/5	5/8
4th-Down Pct	20%	62%
SACKS BY-Yards	12-67	11-63
MISC YARDS	5	0
TOUCHDOWNS SCORED	16	34
FIELD GOALS-ATTEMPTS	4-5	2-5
ON-SIDE KICKS	0-0	0-0
RED-ZONE SCORES	(12-13) 92%	(24-34) 71%
RED-ZONE TOUCHDOWNS	(8-13) 62%	(22-34) 65%
PAT-ATTEMPTS	(12-14) 86%	(31-33) 94%
ATTENDANCE	16835	96760
Games/Avg Per Game	2/8418	4/24190
Neutral Site Games		0/0

Score by Quarters	1st	2nd	3rd	4th	OT	Total
Western Carolina	10	28	30	54	0	122
Opponents	63	59	69	54	0	245



2013 Western Carolina Catamounts
 Western Carolina Overall Individual Statistics (as of Oct 07, 2013)
 All games



Rushing	gp-gs	att	gain	loss	net	avg	td	lg	avg/g
Troy Mitchell	5-4	70	419	66	353	5.0	1	53	70.6
Darius Ramsey	4-4	66	279	16	263	4.0	3	27	65.8
Shaun Warren	5-0	25	117	6	111	4.4	3	22	22.2
Garry Lewis	5-1	25	84	2	82	3.3	1	12	16.4
Eddie Sullivan	5-2	15	53	16	37	2.5	0	19	7.4
Willie Police	6-1	3	11	2	9	3.0	0	9	1.5
David Giron	1-0	4	8	0	8	2.0	0	6	8.0
Jonah Duggan	6-0	4	9	4	5	1.2	0	4	0.8
Brandon Grady	1-0	2	4	0	4	2.0	0	2	4.0
Garrett Brown	3-0	1	0	1	-1	-1.0	0	0	-0.3
TEAM	2-0	1	0	6	-6	-6.0	0	0	-3.0
Clark Sechrest	6-0	1	0	19	-19	-19.0	0	0	-3.2
Total	6	217	984	138	846	3.9	8	53	141.0
Opponents	6	286	1546	122	1424	5.0	19	76	237.3

Passing	gp-gs	effic	comp-att-int	pct	yds	td	lg	avg/g
Troy Mitchell	5-4	139.31	74-127-5	58.3	1030	8	80	206.0
Eddie Sullivan	5-2	75.97	22-42-5	52.4	237	0	28	47.4
Total	6	123.57	96-169-10	56.8	1267	8	80	211.2
Opponents	6	154.09	93-148-3	62.8	1247	11	68	207.8

Receiving	gp-gs	no.	yds	avg	td	lg	avg/g
Karnorris Benson	6-6	23	412	17.9	6	80	68.7
Terryon Robinson	6-6	20	290	14.5	2	46	48.3
Willie Police	6-1	18	171	9.5	0	28	28.5
Jeff Moore	6-4	12	91	7.6	0	13	15.2
C.J. Goodman	6-3	5	69	13.8	0	28	11.5
Michael Helms	6-4	4	114	28.5	0	65	19.0
Shaun Warren	5-0	4	33	8.2	0	18	6.6
Garry Lewis	5-1	4	32	8.0	0	11	6.4
Darius Ramsey	4-4	4	21	5.2	0	15	5.2
Seth Curtis	4-0	2	34	17.0	0	18	8.5
Total	6	96	1267	13.2	8	80	211.2
Opponents	6	93	1247	13.4	11	68	207.8

Punt Returns	no.	yds	avg	td	lg
Terryon Robinson	5	17	3.4	0	7
Garry Lewis	2	-5	-2.5	0	0
Total	7	12	1.7	0	7
Opponents	14	95	6.8	1	57

Interceptions	no.	yds	avg	td	lg
Christon Gill	1	0	0.0	0	0
Trey Morgan	1	0	0.0	0	0
Andre Whitmire	1	3	3.0	0	3
Total	3	3	1.0	0	3
Opponents	10	120	12.0	1	37

Kick Returns	no.	yds	avg	td	lg
Shaun Warren	10	236	23.6	0	46
Garry Lewis	6	135	22.5	0	30
Steffon Hill	5	80	16.0	0	22
A.J. McKoy	3	53	17.7	0	25
C.J. Goodman	2	34	17.0	0	17
Jaleel Lorquet	1	10	10.0	0	10
Total	27	548	20.3	0	46
Opponents	18	479	26.6	1	100

Fumble Returns	no.	yds	avg	td	lg
Ace Clark	1	14	14.0	0	14
Total	1	14	14.0	0	14
Opponents	1	8	8.0	1	8



2013 Western Carolina Catamounts
 Western Carolina Overall Individual Statistics (as of Oct 07, 2013)
 All games



Scoring	td	fg	PAT				dxp	saf	pts
			kick	rush	rcv	pass			
Karnorris Benson	6	-	-	-	-	-	-	-	36
Richard Sigmon	-	4-5	12-14	-	-	-	-	-	24
Shaun Warren	3	-	-	-	-	-	-	-	18
Darius Ramsey	3	-	-	-	-	-	-	-	18
Terryon Robinson	2	-	-	-	-	-	-	-	12
Troy Mitchell	1	-	-	1-1	-	0-1	-	-	8
Garry Lewis	1	-	-	-	-	-	-	-	6
Dante Stewart	-	-	-	-	-	-	-	-	0
Total	16	4-5	12-14	1-1	-	0-1	-	-	122
Opponents	34	2-5	31-33	-	1	1-1	1	-	245

Total Offense	g	plays	rush	pass	total	avg/g
Troy Mitchell	5	197	353	1030	1383	276.6
Eddie Sullivan	5	57	37	237	274	54.8
Darius Ramsey	4	66	263	0	263	65.8
Shaun Warren	5	25	111	0	111	22.2
Garry Lewis	5	25	82	0	82	16.4
Willie Police	6	3	9	0	9	1.5
David Giron	1	4	8	0	8	8.0
Jonah Duggan	6	4	5	0	5	0.8
Brandon Grady	1	2	4	0	4	4.0
Garrett Brown	3	1	-1	0	-1	-0.3
TEAM	2	1	-6	0	-6	-3.0
Clark Sechrest	6	1	-19	0	-19	-3.2
Total	6	386	846	1267	2113	352.2
Opponents	6	434	1424	1247	2671	445.2

Field Goals	fg	pct.	01-19	20-29	30-39	40-49	50-99	lg	blk
Richard Sigmon	4-5	80.0	0-0	4-4	0-0	0-1	0-0	28	0

FG Sequence	Western Carolina	Opponents
Middle Tennessee	(21)	41,(30)
Virginia Tech	(28)	(30)
The Citadel	-	33
Mars Hill	(21),49	-
Samford	(27)	-
Chattanooga	-	40

Punting	no.	yds	avg	lg	tb	fc	i20	50+	blk
Clark Sechrest	40	1552	38.8	58	3	7	9	4	0
Total	40	1552	38.8	58	3	7	9	4	0
Opponents	25	1129	45.2	55	2	2	15	7	0

Kickoffs	no.	yds	avg	tb	ob	retn	net	ydln
Richard Sigmon	24	1335	55.6	5	1			
Blake Metcalf	2	111	55.5	1	0			
Total	26	1446	55.6	6	1	26.6	31.4	33
Opponents	42	2637	62.8	13	2	20.3	42.0	23

Numbers in (parentheses) indicate field goal was made.



2013 Western Carolina Catamounts
Western Carolina Overall Individual Statistics (as of Oct 07, 2013)
All games



All Purpose	g	rush	rcv	pr	kr	ir	total	avg/g
Karnorris Benso	6	0	412	0	0	0	412	68.7
Shaun Warren	5	111	33	0	236	0	380	76.0
Troy Mitchell	5	353	0	0	0	0	353	70.6
Terryon Robinso	6	0	290	17	0	0	307	51.2
Darius Ramsey	4	263	21	0	0	0	284	71.0
Garry Lewis	5	82	32	-5	135	0	244	48.8
Willie Police	6	9	171	0	0	0	180	30.0
Michael Helms	6	0	114	0	0	0	114	19.0
C.J. Goodman	6	0	69	0	34	0	103	17.2
Jeff Moore	6	0	91	0	0	0	91	15.2
Steffon Hill	5	0	0	0	80	0	80	16.0
A.J. McKoy	6	0	0	0	53	0	53	8.8
Eddie Sullivan	5	37	0	0	0	0	37	7.4
Seth Curtis	4	0	34	0	0	0	34	8.5
Jaleel Lorquet	6	0	0	0	10	0	10	1.7
David Giron	1	8	0	0	0	0	8	8.0
Jonah Duggan	6	5	0	0	0	0	5	0.8
Brandon Grady	1	4	0	0	0	0	4	4.0
Andre Whitmire	4	0	0	0	0	3	3	0.8
Garrett Brown	3	-1	0	0	0	0	-1	-0.3
TEAM	2	-6	0	0	0	0	-6	-3.0
Clark Sechrest	6	-19	0	0	0	0	-19	-3.2
Total	6	846	1267	12	548	3	2676	446.0
Opponents	6	1424	1247	95	479	120	3365	560.8



2013 Western Carolina Catamounts
 Western Carolina Overall Defensive Statistics (as of Oct 07, 2013)
 All games



##	Defensive Leaders	gp-gs	Tackles				tfl/yds	Sacks no-yds	Pass defense			Fumbles		blkd	
			ua	a	tot				int-yds	brup	qbh	rcv-yds	ff	kick	saf
41	Courtland Carson	6-6	39	26	65	3.5-19	2.5-17	.	1	1	.	2	.	.	
4	Sertonuse Harris	6-6	18	29	47	.	.	.	1	.	1	.	.	.	
28	Ace Clark	5-5	21	23	44	1-14	.	1	.	
7	Christon Gill	6-6	16	24	40	1.0-3	.	1-0	1	
2	Jaleel Lorquet	6-5	13	16	29	0.5-5	0.5-5	.	3	.	1-0	.	.	.	
26	Trey Morgan	6-6	15	10	25	.	.	1-0	3	.	1	.	.	.	
22	Bryson Jordan	6-6	7	17	24	0.5-1	.	.	1	1	
93	Caleb Hawkins	6-6	9	12	21	0.5-1	0.5-1	.	.	2	
97	Andre Shishkin	5-4	8	11	19	5.5-33	3.0-27	.	.	.	1-0	1	.	.	
94	John McBeth	6-5	8	10	18	1.5-2	1.0-2	.	.	1	
30	Tyson Dickson	6-0	10	7	17	.	.	.	1	
91	Brian Johnson	6-1	5	11	16	2.0-9	0.5-3	.	1	2	
90	Kelvin Ume	6-3	3	8	11	1.5-3	1.0-2	
49	Fred Mooring	5-0	7	4	11	2.0-5	1.0-3	.	1	
47	Trevor Taylor	6-1	1	8	9	
79	Helva Matungulu	6-2	1	7	8	1.5-7	1.0-6	
29	De'von Richardson	6-0	4	4	8	1.0-1	
42	Andre Whitmire	4-3	4	4	8	.	.	1-3	.	1	
17	Dante Stewart	6-0	4	3	7	
99	Pete Balthrop	5-0	4	3	7	1.0-1	1.0-1	
37	K.P. Hicks	5-0	4	2	6	
56	Lee Pattillo	6-0	2	4	6	
3	Fred Payne	6-1	4	2	6	1-0	.	.	.	
92	Andrew Mayton	5-0	3	2	5	
31	Ben Watkins	6-0	4	1	5	1	.	.	
95	Daniel Nash	5-0	3	2	5	
35	A.J. McKoy	6-0	.	2	2	
36	Richard Sigmon	6-0	1	1	2	1-0	.	.	.	
40	Damian Whitaker	6-0	2	.	2	1-0	.	.	.	
64	Tyler Philpott	6-2	1	1	2	
70	Dylan Sluder	6-0	1	1	2	
15	Michael Helms	6-4	.	2	2	
16	Terryon Robinson	6-6	2	.	2	
52	Quevalas Murray	6-6	.	1	1	
10	Troy Mitchell	5-4	1	.	1	
61	Jake Thornton	6-6	.	1	1	
83	Jeff Moore	6-4	.	1	1	
14	Karnorris Benson	6-6	1	.	1	
59	Chandler Addertion	6-0	1	.	1	
51	Tommy Tate	5-0	.	1	1	
63	Matt Degraffinreed	6-3	.	1	1	
TM	TEAM	2-0	1	.	1	1	.	.	
76	Josh Wineberg	6-6	1	.	1	
Total			6	229	262	491	22-90	12-67	3-3	13	8	6-14	7	1	.
Opponents			6	208	218	426	35-126	11-63	10-120	10	25	2-8	2	.	.



2013 Western Carolina Catamounts
 Western Carolina Team Game-by-Game (as of Oct 07, 2013)
 All games



TEAM STATISTICS

Date	Opponent	Rushing				Receiving				Passing				Kick Returns				Punt Returns				tot off
		no.	yds	td	lg	no.	yds	td	lg	cmp-att-int	yds	td	lg	no.	yds	td	lg	no.	yds	td	lg	
Aug 29	at Middle Tennessee	35	114	1	20	19	257	2	56	19-36-2	257	2	56	6	106	0	22	2	7	0	7	371
Sep 07	at Virginia Tech	40	111	0	19	4	51	0	15	4-14-3	51	0	15	5	75	0	25	1	2	0	2	162
Sep 14	THE CITADEL	39	187	2	53	16	136	1	23	16-22-1	136	1	23	5	116	0	29	1	5	0	5	323
Sep 21	MARS HILL	41	165	1	22	20	350	3	80	20-35-0	350	3	80	2	65	0	46	1	3	0	1	515
Sep 28	at Samford	35	161	3	35	19	282	0	65	19-37-0	282	0	65	5	103	0	30	2	-5	0	0	443
Oct 05	at Chattanooga	27	108	1	16	18	191	2	46	18-25-4	191	2	46	4	83	0	28	0	0	0	0	299
Western Carolina		217	846	8	53	96	1267	8	80	96-169-10	1267	8	80	27	548	0	46	7	12	0	7	2113
		286	1424	19	76	93	1247	11	68	93-148-3	1247	11	68	18	479	1	100	14	95	1	57	2671

Games played: 6
 Avg per rush: 3.9
 Avg per catch: 13.2
 Pass efficiency: 123.57
 Kick ret avg: 20.3
 Punt ret avg: 1.7
 All purpose avg/game: 446.0
 Total offense avg/gm: 352.2

Date	Opponent	Tackles				fvl-yds	Sacks		Fumble		Pass Defense			Blkd kick	PAT Attempts				saf	pts
		ua	a	total			no-yds	ff	fr-yds	int-yds	qbh	brup	kick		rush	rcv				
Aug 29	at Middle Tennessee	47	34	81	5.0-19	3.0-15	3	2-14	0-0	0	2	0	0	1-2	1	0	0	0	24	
Sep 07	at Virginia Tech	29	48	77	0.0-0	0.0-0	0	1-0	2-0	2	5	0	0	0-0	0	0	0	0	3	
Sep 14	THE CITADEL	27	70	97	3.0-6	0.0-0	1	0-0	1-3	2	0	1	3-3	0	0	0	0	21		
Sep 21	MARS HILL	34	52	86	4.0-22	2.0-15	2	2-0	0-0	2	2	0	3-3	0	0	0	0	30		
Sep 28	at Samford	47	26	73	3.0-22	3.0-22	0	0-0	0-0	1	2	0	2-3	0	0	0	0	23		
Oct 05	at Chattanooga	45	32	77	7.0-21	4.0-15	1	1-0	0-0	1	2	0	3-3	0	0	0	0	21		
Western Carolina		229	262	491	22.0-90	12.0-67	7	6-14	3-3	8	13	1	12-14	1	0	0	0	122		
		208	218	426	35.0-126	11.0-63	2	2-8	10-120	25	10	0	31-33	0	1	0	0	245		

Date	Opponent	Punting										Field Goals			Kickoffs			
		no.	yds	avg	long	blkd	tb	fc	50+	i20	md-att	long	blkd	no.	yds	avg	tb	ob
Aug 29	at Middle Tennessee	8	295	36.9	45	0	0	2	0	2	1-1	21	0	5	281	56.2	0	1
Sep 07	at Virginia Tech	8	329	41.1	53	0	0	1	2	3	1-1	28	0	2	103	51.5	0	0
Sep 14	THE CITADEL	3	120	40.0	52	0	1	0	1	0	0-0	0	0	4	255	63.8	3	0
Sep 21	MARS HILL	6	255	42.5	58	0	2	1	1	2	1-2	21	0	6	350	58.3	1	0
Sep 28	at Samford	11	401	36.5	45	0	0	3	0	2	1-1	27	0	5	263	52.6	1	0
Oct 05	at Chattanooga	4	152	38.0	48	0	0	0	0	0	0-0	0	0	4	194	48.5	1	0
Western Carolina		40	1552	38.8	58	0	3	7	4	9	4-5	28	0	26	1446	55.6	6	1
		25	1129	45.2	55	0	2	2	7	15	2-5	30	1	42	2637	62.8	13	2



2013 Western Carolina Catamounts
 Western Carolina Opponent Game-by-Game (as of Oct 07, 2013)
 All games



OPPONENT STATISTICS

Date	Opponent	Rushing				Receiving				Passing				Kick Returns				Punt Returns				tot off
		no.	yds	td	lg	no.	yds	td	lg	cmp-att-int	yds	td	lg	no.	yds	td	lg	no.	yds	td	lg	
Aug 29	at Middle Tennessee	49	284	4	65	19	205	1	31	19-27-0	205	1	31	4	93	0	34	3	53	1	57	489
Sep 07	at Virginia Tech	34	237	4	76	20	225	1	19	20-35-2	225	1	19	2	33	0	27	6	21	0	13	462
Sep 14	THE CITADEL	63	343	3	20	2	17	0	14	2-6-1	17	0	14	1	17	0	17	1	5	0	5	360
Sep 21	MARS HILL	47	165	2	29	12	169	1	26	12-26-0	169	1	26	5	96	0	32	1	3	0	3	334
Sep 28	at Samford	44	181	4	27	22	408	4	68	22-29-0	408	4	68	3	132	1	100	3	13	0	13	589
Oct 05	at Chattanooga	49	214	2	23	18	223	4	67	18-25-0	223	4	67	3	108	0	81	0	0	0	0	437
Opponents		286	1424	19	76	93	1247	11	68	93-148-3	1247	11	68	18	479	1	100	14	95	1	57	2671
		217	846	8	53	96	1267	8	80	96-169-10	1267	8	80	27	548	0	46	7	12	0	7	2113

Games played: 6
 Avg per rush: 5.0
 Avg per catch: 13.4
 Pass efficiency: 154.09
 Kick ret avg: 26.6
 Punt ret avg: 6.8
 All purpose avg/game: 560.8
 Total offense avg/gm: 445.2

Date	Opponent	Tackles				Sacks no-yds	Fumble		Pass Defense			Blkd kick	PAT Attempts			saf	pts	
		ua	a	total	tfl-yds		ff	fr-yds	int-yds	qbh	brup		kick	rush	rcv			
Aug 29	at Middle Tennessee	46	22	68	9.0-29	3.0-11	0	0-0	2-1	7	0	0	6-6	0	0	0	0	45
Sep 07	at Virginia Tech	19	60	79	6.0-12	1.0-2	0	0-0	3-72	9	1	0	6-6	0	0	0	0	45
Sep 14	THE CITADEL	34	40	74	4.0-13	2.0-10	1	1-8	1-14	2	0	0	4-4	0	0	0	0	28
Sep 21	MARS HILL	32	54	86	4.0-11	1.0-3	1	0-0	0-0	4	3	0	1-2	0	1	0	0	23
Sep 28	at Samford	46	18	64	7.0-43	4.0-37	0	1-0	0-0	3	5	0	8-9	0	0	0	0	62
Oct 05	at Chattanooga	31	24	55	5.0-18	0.0-0	0	0-0	4-33	0	1	0	6-6	0	0	0	0	42
Opponents		208	218	426	35.0-126	11.0-63	2	2-8	10-120	25	10	0	31-33	0	1	0	0	245
		229	262	491	22.0-90	12.0-67	7	6-14	3-3	8	13	1	12-14	1	0	0	0	122

Date	Opponent	Punting										Field Goals			Kickoffs			
		no.	yds	avg	long	blkd	tb	fc	50+	i20	md-att	long	blkd	no.	yds	avg	tb	ob
Aug 29	at Middle Tennessee	4	199	49.8	55	0	0	0	2	4	1-2	30	0	8	502	62.8	2	0
Sep 07	at Virginia Tech	3	135	45.0	50	0	0	0	1	2	1-1	30	0	8	508	63.5	3	0
Sep 14	THE CITADEL	2	85	42.5	47	0	0	0	0	0	0-1	0	1	5	319	63.8	0	0
Sep 21	MARS HILL	7	281	40.1	48	0	0	0	0	3	0-0	0	0	4	224	56.0	0	2
Sep 28	at Samford	6	302	50.3	55	0	2	2	3	3	0-0	0	0	10	641	64.1	5	0
Oct 05	at Chattanooga	3	127	42.3	55	0	0	0	1	3	0-1	0	0	7	443	63.3	3	0
Opponents		25	1129	45.2	55	0	2	2	7	15	2-5	30	1	42	2637	62.8	13	2
		40	1552	38.8	58	0	3	7	4	9	4-5	28	0	26	1446	55.6	6	1



2013 Western Carolina Catamounts
 Western Carolina Game Superlatives (as of Oct 07, 2013)
 All games



INDIVIDUAL GAME HIGHS

Rushes	21	Darius Ramsey vs Mars Hill (Sep 21, 2013)
Yards Rushing	106	Troy Mitchell vs The Citadel (Sep 14, 2013)
TD Rushes	2	Darius Ramsey vs The Citadel (Sep 14, 2013)
Long Rush	53	Troy Mitchell vs The Citadel (Sep 14, 2013)
Pass attempts	35	Troy Mitchell vs Mars Hill (Sep 21, 2013)
Pass completions	20	Troy Mitchell vs Mars Hill (Sep 21, 2013)
Yards Passing	350	Troy Mitchell vs Mars Hill (Sep 21, 2013)
TD Passes	3	Troy Mitchell vs Mars Hill (Sep 21, 2013)
Long Pass	80	Troy Mitchell vs Mars Hill (Sep 21, 2013)
Receptions	9	Karnorris Benson vs Mars Hill (Sep 21, 2013)
Yards Receiving	212	Karnorris Benson vs Mars Hill (Sep 21, 2013)
TD Receptions	3	Karnorris Benson vs Mars Hill (Sep 21, 2013)
Long Reception	80	Karnorris Benson vs Mars Hill (Sep 21, 2013)
Field Goals	1	Richard Sigmon at Middle Tennessee (Aug 29, 2013)
	1	Richard Sigmon at Virginia Tech (Sep 07, 2013)
	1	Richard Sigmon vs Mars Hill (Sep 21, 2013)
	1	Richard Sigmon at Samford (Sep 28, 2013)
Long Field Goal	28	Richard Sigmon at Virginia Tech (Sep 07, 2013)
Punts	11	Clark Sechrest at Samford (Sep 28, 2013)
Punting Avg	42.5	Clark Sechrest vs Mars Hill (Sep 21, 2013)
Long Punt	58	Clark Sechrest vs Mars Hill (Sep 21, 2013)
Punts inside 20	3	Clark Sechrest at Virginia Tech (Sep 07, 2013)
Long Punt Return	7	Terryon Robinson at Middle Tennessee (Aug 29, 2013)
Long Kickoff Return	46	Shaun Warren vs Mars Hill (Sep 21, 2013)
Tackles	16	Sertonuse Harris vs The Citadel (Sep 14, 2013)
Sacks	2.0	Andre Shishkin at Samford (Sep 28, 2013)
Tackles For Loss	2.5	Andre Shishkin vs The Citadel (Sep 14, 2013)
	2.5	Courtland Carson at Chattanooga (Oct 05, 2013)
Interceptions	1	Christon Gill at Virginia Tech (Sep 07, 2013)
	1	Trey Morgan at Virginia Tech (Sep 07, 2013)
	1	Andre Whitmire vs The Citadel (Sep 14, 2013)



2013 Western Carolina Catamounts
Western Carolina Game Superlatives (as of Oct 07, 2013)
All games



TEAM GAME HIGHS

Rushes	41	vs Mars Hill (Sep 21, 2013)
Yards Rushing	187	vs The Citadel (Sep 14, 2013)
Yards Per Rush	4.8	vs The Citadel (Sep 14, 2013)
TD Rushes	3	at Samford (Sep 28, 2013)
Pass attempts	37	at Samford (Sep 28, 2013)
Pass completions	20	vs Mars Hill (Sep 21, 2013)
Yards Passing	350	vs Mars Hill (Sep 21, 2013)
Yards Per Pass	10.0	vs Mars Hill (Sep 21, 2013)
TD Passes	3	vs Mars Hill (Sep 21, 2013)
Total Plays	76	vs Mars Hill (Sep 21, 2013)
Total Offense	515	vs Mars Hill (Sep 21, 2013)
Yards Per Play	6.8	vs Mars Hill (Sep 21, 2013)
Points	30	vs Mars Hill (Sep 21, 2013)
Sacks By	4	at Chattanooga (Oct 05, 2013)
First Downs	22	vs Mars Hill (Sep 21, 2013)
Penalties	9	vs The Citadel (Sep 14, 2013)
	9	vs Mars Hill (Sep 21, 2013)
Penalty Yards	93	vs Mars Hill (Sep 21, 2013)
Turnovers	4	at Chattanooga (Oct 05, 2013)
Interceptions By	2	at Virginia Tech (Sep 07, 2013)
Punts	11	at Samford (Sep 28, 2013)
Punting Avg	42.5	vs Mars Hill (Sep 21, 2013)
Long Punt	58	vs Mars Hill (Sep 21, 2013)
Punts inside 20	3	at Virginia Tech (Sep 07, 2013)
Long Punt Return	7	at Middle Tennessee (Aug 29, 2013)



2013 Western Carolina Catamounts
 Western Carolina Game Superlatives (as of Oct 07, 2013)
 All games



OPPONENT INDIVIDUAL GAME HIGHS

Rushes	34	Shaikel Davis, vs Mars Hill (Sep 21, 2013)
Yards Rushing	170	PARKER, Jordan, at Middle Tennessee (Aug 29, 2013)
TD Rushes	2	PRATCHER, W., at Middle Tennessee (Aug 29, 2013)
	2	Edmunds, T, at Virginia Tech (Sep 07, 2013)
	2	Ben Dupree, vs The Citadel (Sep 14, 2013)
Long Rush	76	Mangus, C, at Virginia Tech (Sep 07, 2013)
Pass attempts	31	Thomas, L, at Virginia Tech (Sep 07, 2013)
Pass completions	18	Jacob Huesman, at Chattanooga (Oct 05, 2013)
Yards Passing	327	Andy Summerlin, at Samford (Sep 28, 2013)
TD Passes	4	Andy Summerlin, at Samford (Sep 28, 2013)
	4	Jacob Huesman, at Chattanooga (Oct 05, 2013)
Long Pass	68	Andy Summerlin, at Samford (Sep 28, 2013)
Receptions	8	T. Robinson, at Chattanooga (Oct 05, 2013)
Yards Receiving	87	Marquis Green, at Chattanooga (Oct 05, 2013)
TD Receptions	2	Karel Hamilton, at Samford (Sep 28, 2013)
	2	Marquis Green, at Chattanooga (Oct 05, 2013)
Long Reception	68	Gavin Sinclair, at Samford (Sep 28, 2013)
Field Goals	1	CLARK, Cody, at Middle Tennessee (Aug 29, 2013)
	1	Journell, C, at Virginia Tech (Sep 07, 2013)
Long Field Goal	30	CLARK, Cody, at Middle Tennessee (Aug 29, 2013)
	30	Journell, C, at Virginia Tech (Sep 07, 2013)
Punts	7	Michael Ashley, vs Mars Hill (Sep 21, 2013)
Punting Avg	50.3	Greg Peranich, at Samford (Sep 28, 2013)
Long Punt	55	DAVIS, Josh, at Middle Tennessee (Aug 29, 2013)
	55	Greg Peranich, at Samford (Sep 28, 2013)
	55	Nick Pollard, at Chattanooga (Oct 05, 2013)
Punts inside 20	4	DAVIS, Josh, at Middle Tennessee (Aug 29, 2013)
Long Punt Return	57	GRISWOULD, Kyle, at Middle Tennessee (Aug 29, 2013)
Long Kickoff Return	100	Fabian Truss, at Samford (Sep 28, 2013)
Tackles	12	Sammy Siasia, vs Mars Hill (Sep 21, 2013)
	12	Justin Shade, at Samford (Sep 28, 2013)
Sacks	1.0	HENRY, C., at Middle Tennessee (Aug 29, 2013)
	1.0	MCNEIL, Patrick, at Middle Tennessee (Aug 29, 2013)
	1.0	Collins, JR, at Virginia Tech (Sep 07, 2013)
	1.0	Derek Douglas, vs The Citadel (Sep 14, 2013)
	1.0	R. Simmons, vs Mars Hill (Sep 21, 2013)
	1.0	Justin Shade, at Samford (Sep 28, 2013)
	1.0	Brad Noble, at Samford (Sep 28, 2013)
	1.0	Jerry Mathis, at Samford (Sep 28, 2013)
	1.0	Calvin Ruff, at Samford (Sep 28, 2013)
Tackles For Loss	2.0	BARBER, T.T., at Middle Tennessee (Aug 29, 2013)
	2.0	Daniel Ring, at Chattanooga (Oct 05, 2013)
Interceptions	2	Bonner, D, at Virginia Tech (Sep 07, 2013)



2013 Western Carolina Catamounts
 Western Carolina Game Superlatives (as of Oct 07, 2013)
 All games



OPPONENT TEAM GAME HIGHS

Rushes	63	vs The Citadel (Sep 14, 2013)
Yards Rushing	343	vs The Citadel (Sep 14, 2013)
Yards Per Rush	7.0	at Virginia Tech (Sep 07, 2013)
TD Rushes	4	at Middle Tennessee (Aug 29, 2013)
	4	at Virginia Tech (Sep 07, 2013)
	4	at Samford (Sep 28, 2013)
Pass attempts	35	at Virginia Tech (Sep 07, 2013)
Pass completions	22	at Samford (Sep 28, 2013)
Yards Passing	408	at Samford (Sep 28, 2013)
Yards Per Pass	14.1	at Samford (Sep 28, 2013)
TD Passes	4	at Samford (Sep 28, 2013)
	4	at Chattanooga (Oct 05, 2013)
Total Plays	76	at Middle Tennessee (Aug 29, 2013)
Total Offense	589	at Samford (Sep 28, 2013)
Yards Per Play	8.1	at Samford (Sep 28, 2013)
Points	62	at Samford (Sep 28, 2013)
Sacks By	4	at Samford (Sep 28, 2013)
First Downs	27	vs The Citadel (Sep 14, 2013)
Penalties	7	at Middle Tennessee (Aug 29, 2013)
	7	vs Mars Hill (Sep 21, 2013)
Penalty Yards	75	at Middle Tennessee (Aug 29, 2013)
Turnovers	3	at Virginia Tech (Sep 07, 2013)
Interceptions By	4	at Chattanooga (Oct 05, 2013)
Punts	7	vs Mars Hill (Sep 21, 2013)
Punting Avg	50.3	at Samford (Sep 28, 2013)
Long Punt	55	at Middle Tennessee (Aug 29, 2013)
	55	at Samford (Sep 28, 2013)
	55	at Chattanooga (Oct 05, 2013)
Punts inside 20	4	at Middle Tennessee (Aug 29, 2013)
Long Punt Return	57	at Middle Tennessee (Aug 29, 2013)



2013 Western Carolina Catamounts
 Western Carolina Red-Zone Results (as of Oct 07, 2013)
 All games



Western Carolina Inside Opponent Red-Zone

Date	Opponent	Score	Times In RZ	Times Scored	Total Pts	Rush TDs	Pass TDs	FGs Made	Failed to score inside RZ						
									FGA	Down	Int	Fumb	Half	Game	
Aug 29, 2013	at Middle Tennessee	L 24-45	3	2	9	1	1	0	1	0	0	1	0	0	0
Sep 07, 2013	at Virginia Tech	L 3-45	1	1	3	0	0	0	1	0	0	0	0	0	0
Sep 14, 2013	THE CITADEL	L 21-28	3	3	21	3	2	1	0	0	0	0	0	0	0
Sep 21, 2013	MARS HILL	W 30-23	2	2	10	1	1	0	1	0	0	0	0	0	0
Sep 28, 2013	at Samford	L 23-62	3	3	16	2	2	0	1	0	0	0	0	0	0
Oct 05, 2013	at Chattanooga	L 21-42	1	1	7	1	1	0	0	0	0	0	0	0	0
Totals			13	12	66	8	7	1	4	0	0	1	0	0	0
12 of 13 (92.3%)															

Opponents Inside Western Carolina Red-Zone

Date	Opponent	Score	Times In RZ	Times Scored	Total Pts	Rush TDs	Pass TDs	FGs Made	Failed to score inside RZ						
									FGA	Down	Int	Fumb	Half	Game	
Aug 29, 2013	at Middle Tennessee	L 24-45	6	4	24	3	2	1	1	1	1	0	0	0	0
Sep 07, 2013	at Virginia Tech	L 3-45	6	5	31	4	3	1	1	0	0	1	0	0	0
Sep 14, 2013	THE CITADEL	L 21-28	6	3	21	3	3	0	0	1	0	1	0	1	0
Sep 21, 2013	MARS HILL	W 30-23	3	2	14	2	1	1	0	0	0	0	1	0	0
Sep 28, 2013	at Samford	L 23-62	5	5	34	5	4	1	0	0	0	0	0	0	0
Oct 05, 2013	at Chattanooga	L 21-42	8	5	35	5	2	3	0	1	0	0	1	1	0
Totals			34	24	159	22	15	7	2	3	1	2	2	2	0
24 of 34 (70.6%)															



2013 Western Carolina Catamounts
 Western Carolina By-Quarter Statistics (as of Oct 07, 2013)
 All games



3rd-Down Conversions

Date	Opponent	Score	Overall	1st Qtr	2nd Qtr	3rd Qtr	4th Qtr	Overtime
Aug 29, 2013	at Middle Tennessee	L 24-45	4-15 26.7	0-3 0.0	0-4 0.0	1-4 25.0	3-4 75.0	
Sep 07, 2013	at Virginia Tech	L 3-45	2-13 15.4	2-4 50.0	0-2 0.0	0-4 0.0	0-3 0.0	
Sep 14, 2013	THE CITADEL	L 21-28	6-11 54.5	0-2 0.0	2-4 50.0	2-2 100.0	2-3 66.7	
Sep 21, 2013	MARS HILL	W 30-23	4-14 28.6	1-4 25.0	2-6 33.3	1-3 33.3	0-1 0.0	
Sep 28, 2013	at Samford	L 23-62	4-16 25.0	1-5 20.0	2-6 33.3	1-4 25.0	0-1 0.0	
Oct 05, 2013	at Chattanooga	L 21-42	6-10 60.0	0-2 0.0	1-3 33.3	2-2 100.0	3-3 100.0	
	Western Carolina		26-79 32.9	4-20 20.0	7-25 28.0	7-19 36.8	8-15 53.3	0-0 0.0
	Opponents		45-84 53.6	13-23 56.5	9-23 39.1	13-18 72.2	10-20 50.0	0-0 0.0

4th-Down Conversions

Date	Opponent	Score	Overall	1st Qtr	2nd Qtr	3rd Qtr	4th Qtr	Overtime
Aug 29, 2013	at Middle Tennessee	L 24-45	0-1 0.0	0-1 0.0	0-0 0.0	0-0 0.0	0-0 0.0	
Sep 07, 2013	at Virginia Tech	L 3-45	0-0 0.0	0-0 0.0	0-0 0.0	0-0 0.0	0-0 0.0	
Sep 14, 2013	THE CITADEL	L 21-28	0-2 0.0	0-1 0.0	0-0 0.0	0-0 0.0	0-1 0.0	
Sep 21, 2013	MARS HILL	W 30-23	1-2 50.0	1-1 100.0	0-0 0.0	0-0 0.0	0-1 0.0	
Sep 28, 2013	at Samford	L 23-62	0-0 0.0	0-0 0.0	0-0 0.0	0-0 0.0	0-0 0.0	
Oct 05, 2013	at Chattanooga	L 21-42	0-0 0.0	0-0 0.0	0-0 0.0	0-0 0.0	0-0 0.0	
	Western Carolina		1-5 20.0	1-3 33.3	0-0 0.0	0-0 0.0	0-2 0.0	0-0 0.0
	Opponents		5-8 62.5	1-3 33.3	2-3 66.7	0-0 0.0	2-2 100.0	0-0 0.0

Time of Possession

Date	Opponent	Score	Overall	1st Qtr	2nd Qtr	3rd Qtr	4th Qtr	Overtime
Aug 29, 2013	at Middle Tennessee	L 24-45	28:00	6:08	9:02	6:01	6:49	
Sep 07, 2013	at Virginia Tech	L 3-45	30:26	8:38	6:34	9:41	5:33	
Sep 14, 2013	THE CITADEL	L 21-28	24:08	3:00	7:57	4:54	8:17	
Sep 21, 2013	MARS HILL	W 30-23	28:59	8:05	8:33	5:16	7:05	
Sep 28, 2013	at Samford	L 23-62	28:45	7:17	8:58	8:21	4:09	
Oct 05, 2013	at Chattanooga	L 21-42	24:05	5:50	5:58	4:09	8:08	
	Western Carolina	Total	164:23	38:58	47:02	38:22	40:01	0:00
		Avg.	27:23	6:29	7:50	6:23	6:40	0:00
	Opponents	Total	195:37	51:02	42:58	51:38	49:59	0:00
		Avg.	32:36	8:30	7:09	8:36	8:19	0:00



2013 Western Carolina Catamounts
 Western Carolina Total Tackles Game-by-Game (as of Oct 07, 2013)
 All games



Total Tackles	UA-A	Total	MTSU	VAT	CIT	MARS	SAM	UTC
C. Carson LB	39-26	65	8-0	8-6	4-8	5-9	7-1	7-2
S. Harris DB	18-29	47	3-2	1-2	4-12	2-6	6-4	2-3
Ace Clark DB	21-23	44	8-3	DNP	1-8	1-4	3-3	8-5
Christon Gill LB	16-24	40	4-1	1-4	3-7	3-5	2-4	3-3
Jaleel Lorquet DB	13-16	29	3-3	3-3	2-3	4-3	1-0	0-4
Trey Morgan DB	15-10	25	2-2	2-1	2-4	5-1	3-2	1-0
Bryson Jordan LB	7-17	24	3-3	2-1	1-3	1-5	0-2	0-3
Caleb Hawkins DL	9-12	21	0-4	-	2-4	3-2	2-0	2-2
Andre Shishkin DL	8-11	19	DNP	0-1	3-7	1-1	4-2	-
John McBeth DL	8-10	18	3-4	1-0	0-5	1-1	1-0	2-0
Tyson Dickson LB	10-7	17	1-4	5-1	-	1-0	1-1	2-1
Brian Johnson DL	5-11	16	1-2	0-4	0-2	1-2	3-0	0-1
Kelvin Ume DL	3-8	11	1-0	0-1	0-1	0-5	-	2-1
Fred Mooring DL	7-4	11	2-0	0-2	DNP	1-0	1-1	3-1
Trevor Taylor DB	1-8	9	0-1	0-6	-	0-1	1-0	-
Andre Whitmire DL	4-4	8	0-1	1-2	2-1	DNP	DNP	1-0
D. Richardson LB	4-4	8	1-0	0-3	1-0	1-0	1-0	0-1
Helva Matungulu DL	1-7	8	-	0-2	-	0-1	0-2	1-2
Dante Stewart DB	4-3	7	2-1	-	-	1-0	1-2	-
Pete Balthrop DL	4-3	7	0-2	0-1	-	DNP	1-0	3-0
K.P. Hicks LB	4-2	6	-	DNP	-	1-2	2-0	1-0
Fred Payne DB	4-2	6	1-0	-	-	0-1	-	3-1
Lee Patillo LB	2-4	6	-	0-1	1-3	-	-	1-0
Daniel Nash DL	3-2	5	DNP	1-0	0-1	-	1-1	1-0
Andrew Mayton DL	3-2	5	1-0	-	0-1	-	2-1	DNP
Ben Watkins DB	4-1	5	2-0	1-0	-	0-1	1-0	-
Michael Helms	0-2	2	-	0-2	-	-	-	-
Tyler Philpott	1-1	2	-	0-1	-	-	1-0	-
A.J. McKoy DB	0-2	2	-	0-1	-	0-1	-	-
Richard Sigmon	1-1	2	-	1-0	-	0-1	-	-
Dylan Sluder DL	1-1	2	0-1	-	-	-	1-0	-
Damian Whitaker DB	2-0	2	-	1-0	-	-	1-0	-
T. Robinson	2-0	2	-	1-0	-	-	-	1-0
Quevalas Murray	0-1	1	-	0-1	-	-	-	-
Josh Wineberg	1-0	1	-	-	1-0	-	-	-
K. Benson	1-0	1	1-0	-	-	-	-	-
C. Addertion	1-0	1	-	-	-	1-0	-	-
Jake Thornton	0-1	1	-	-	-	-	-	0-1
Jeff Moore	0-1	1	-	0-1	-	-	-	-
Degraffinreed	0-1	1	-	-	-	-	-	0-1
Tommy Tate LB	0-1	1	DNP	0-1	-	-	-	-
TEAM	1-0	1	-	-	-	1-0	-	-
Troy Mitchell	1-0	1	-	DNP	-	-	-	1-0



2013 Western Carolina Catamounts
 Western Carolina Combined Team Statistics (as of Oct 07, 2013)
 All games



Date	Opponent	Score	Att.
Aug 29, 2013	at Middle Tennessee	L 24-45	20011
Sep 07, 2013	at Virginia Tech	L 3-45	61335
* Sep 14, 2013	THE CITADEL	L 21-28	9345
Sep 21, 2013	MARS HILL	W 30-23	7490
* Sep 28, 2013	at Samford	L 23-62	8625
* Oct 05, 2013	at Chattanooga	L 21-42	6789

Record:	Overall	Home	Away	Neutral
All games	1-5	1-1	0-4	0-0
Conference	0-3	0-1	0-2	0-0
Non-Conference	1-2	1-0	0-2	0-0

Team Statistics	WCU	OPP
FIRST DOWNS	99	151
Rushing	43	81
Passing	53	57
Penalty	3	13
RUSHING YARDAGE	846	1424
Rushing Attempts	217	286
Average Per Rush	3.9	5.0
Average Per Game	141.0	237.3
TDs Rushing	8	19
PASSING YARDAGE	1267	1247
Comp-Att-Int	96-169-10	93-148-3
Average Per Pass	7.5	8.4
Average Per Catch	13.2	13.4
Average Per Game	211.2	207.8
TDs Passing	8	11
TOTAL OFFENSE	2113	2671
Average Per Play	5.5	6.2
Average Per Game	352.2	445.2
KICK RETURNS: #-Yards	27-548	18-479
PUNT RETURNS: #-Yards	7-12	14-95
INT RETURNS: #-Yards	3-3	10-120
FUMBLES-LOST	8-2	11-6
PENALTIES-Yards	36-305	26-240
PUNTS-AVG	40-38.8	25-45.2
TIME OF POSSESSION/Game	27:24	32:36
3RD-DOWN Conversions	26/79	45/84
4TH-DOWN Conversions	1/5	5/8

Interceptions	no.	yds	avg	td	lg
Andre Whitmire	1	3	3.0	0	3
Christon Gill	1	0	0.0	0	0
Trey Morgan	1	0	0.0	0	0

Punting	no.	yds	avg	lg	tb	fc	i20	50+	blk
Clark Sechrest	40	1552	38.8	58	3	7	9	4	0

Punt Returns	no.	yds	avg	td	lg
Terryon Robinson	5	17	3.4	0	7
Garry Lewis	2	-5	-2.5	0	0
Total	7	12	1.7	0	7
Opponents	14	95	6.8	1	57

Kick Returns	no.	yds	avg	td	lg
Shaun Warren	10	236	23.6	0	46
Garry Lewis	6	135	22.5	0	30
Steffon Hill	5	80	16.0	0	22
A.J. McKoy	3	53	17.7	0	25
C.J. Goodman	2	34	17.0	0	17
Jaleel Lorquet	1	10	10.0	0	10
Total	27	548	20.3	0	46
Opponents	18	479	26.6	1	100

All Purpose	g	rush	rcv	pr	kr	ir	total	avg/g
Karnorris Benson	6	0	412	0	0	0	412	68.7
Shaun Warren	5	111	33	0	236	0	380	76.0
Troy Mitchell	5	353	0	0	0	0	353	70.6
Terryon Robinson	6	0	290	17	0	0	307	51.2
Darius Ramsey	4	263	21	0	0	0	284	71.0
Total	6	846	1267	12	548	3	2676	446.0
Opponents	6	1424	1247	95	479	120	3365	560.8

Total Offense	g	plays	rush	pass	total	avg/g
Troy Mitchell	5	197	353	1030	1383	276.6
Eddie Sullivan	5	57	37	237	274	54.8
Darius Ramsey	4	66	263	0	263	65.8
Shaun Warren	5	25	111	0	111	22.2
Garry Lewis	5	25	82	0	82	16.4
Total	6	386	846	1267	2113	352.2
Opponents	6	434	1424	1247	2671	445.2

Rushing	gp-gs	att	gain	loss	net	avg	td	lg	avg/g
Troy Mitchell	5-4	70	419	66	353	5.0	1	53	70.6
Darius Ramsey	4-4	66	279	16	263	4.0	3	27	65.8
Shaun Warren	5-0	25	117	6	111	4.4	3	22	22.2
Garry Lewis	5-1	25	84	2	82	3.3	1	12	16.4
Eddie Sullivan	5-2	15	53	16	37	2.5	0	19	7.4
Willie Police	6-1	3	11	2	9	3.0	0	9	1.5
David Giron	1-0	4	8	0	8	2.0	0	6	8.0
Jonah Duggan	6-0	4	9	4	5	1.2	0	4	0.8
Brandon Grady	1-0	2	4	0	4	2.0	0	2	4.0
Garrett Brown	3-0	1	0	1	-1	-1.0	0	0	-0.3
TEAM	2-0	1	0	6	-6	-6.0	0	0	-3.0
Clark Sechrest	6-0	1	0	19	-19	-19.0	0	0	-3.2
Total	6	217	984	138	846	3.9	8	53	141.0
Opponents	6	286	1546	122	1424	5.0	19	76	237.3

Passing	gp-gs	effic	comp-att-int	pct	yds	td	lg	avg/g
Troy Mitchell	5-4	139.31	74-127-5	58.3	1030	8	80	206.0
Eddie Sullivan	5-2	75.97	22-42-5	52.4	237	0	28	47.4
Total	6	123.57	96-169-10	56.8	1267	8	80	211.2
Opponents	6	154.09	93-148-3	62.8	1247	11	68	207.8

Receiving	gp-gs	no.	yds	avg	td	lg	avg/g
Karnorris Benson	6-6	23	412	17.9	6	80	68.7
Terryon Robinson	6-6	20	290	14.5	2	46	48.3
Willie Police	6-1	18	171	9.5	0	28	28.5
Jeff Moore	6-4	12	91	7.6	0	13	15.2
C.J. Goodman	6-3	5	69	13.8	0	28	11.5
Michael Helms	6-4	4	114	28.5	0	65	19.0
Shaun Warren	5-0	4	33	8.2	0	18	6.6
Garry Lewis	5-1	4	32	8.0	0	11	6.4
Darius Ramsey	4-4	4	21	5.2	0	15	5.2
Seth Curtis	4-0	2	34	17.0	0	18	8.5
Total	6	96	1267	13.2	8	80	211.2
Opponents	6	93	1247	13.4	11	68	207.8

Field Goals	fg	pct.	01-19	20-29	30-39	40-49	50-99	lg	blk
Richard Sigmon	4-5	80.0	0-0	4-4	0-0	0-1	0-0	28	0

Scoring	td	fg	PAT				dpx	saf	pts
			kick	rush	rcv	pass			
Karnorris Benson	6	-	-	-	-	-	-	36	
Richard Sigmon	-	4-5	12-14	-	-	-	-	24	
Darius Ramsey	3	-	-	-	-	-	-	18	
Shaun Warren	3	-	-	-	-	-	-	18	
Terryon Robinson	2	-	-	-	-	-	-	12	
Troy Mitchell	1	-	-	1-1	-	0-1	-	8	
Garry Lewis	1	-	-	-	-	-	-	6	
Danie Stewart	-	-	-	-	-	-	-	0	
Total	16	4-5	12-14	1-1	-	0-1	-	122	
Opponents	34	2-5	31-33	-	1	1-1	1	245	

Score by Quarters	1st	2nd	3rd	4th	OT	Total
Western Carolina	10	28	30	54	0	122
Opponents	63	59	69	54	0	245

#	Defensive Leaders	gp-gs	Tackles			tfl/yds	Sacks no-yds	Pass defense		Fumbles		blkd kick	saf
			ua	a	tot			int-yds	brup	qbh	rcv-yds		
41	Courtland Carson	6-6	39	26	65	3.5-19	2.5-17	.	1	1	.	.	.
4	Sertonuse Harris	6-6	18	29	47	.	.	1	.	.	1	.	.
28	Ace Clark	5-5	21	23	44	1-14	.	1	.
7	Christon Gill	6-6	16	24	40	1.0-3	.	1
2	Jaleel Lorquet	6-5	13	16	29	0.5-5	0.5-5	3	.	1-0	.	.	.
Total		6	229	262	491	22-90	12-67	3-3	13	8	6-14	7	1
Opponents		6	208	218	426	35-126	11-63	10-120	10	25	2-8	2	.