



# 2012-13 BASKETBALL GAME NOTES

Ole Miss Athletics Media Relations | PO Box 217 | University, MS 38677 | 662-915-7522

Web: OleMissSports.com, OleMissHoops.com | Twitter: @OleMissNow, @OleMissMBB

Facebook: Facebook.com/OleMissSports, Facebook.com/OleMissMBB | Blog: OleMissSports.com/Blog

## OLE MISS ATHLETICS MEDIA RELATIONS

**MBB Contact:** Daniel Snowden, Assistant Director  
**Office:** 662-915-7509  
**Cell:** 662-816-7511  
**Email:** desnowde@olemiss.edu  
**Press Row:** 662-236-1931

## 2012-13 SCHEDULE

Date	Opponent [TV]	Time/Result
11/5	MONTEVALLO (Ex.)	W, 77-62
11/9	MISSISSIPPI VALLEY STATE	W, 93-57
11/13	COASTAL CAROLINA	W, 90-72
11/16	ARKANSAS-LITTLE ROCK	W, 92-52
11/20	McNEESE STATE	W, 76-50
11/23	LIPSCOMB	W, 91-45
12/1	RUTGERS% [ESPNU]	W, 80-67
12/8	at Middle Tennessee State	L, 65-62
12/14	ETSU	W, 77-55
12/19	at Loyola Marymount [ESPNU]	W, 73-70
12/22	vs. Indiana State^ [ESPNU]	Lot, 87-85
12/23	San Francisco^ [ESPNU]	W, 85-78
12/25	Hawai'i^ [ESPNU]	W, 81-66
1/4	FORDHAM [CSS]	W, 95-68
1/9	at Tennessee* [SEC]	W, 92-74
1/12	#10/12 MISSOURI* [FSN]	W, 64-49
1/15	at Vanderbilt* [ESPNU]	Wot, 89-79
1/19	ARKANSAS* [SEC]	W, 76-64
1/24	TENNESSEE* [ESPN2]	W, 62-56
1/26	at Auburn* [FSN]	7:00 p.m.
1/29	KENTUCKY [ESPN]	8:00 p.m.
2/2	at Florida* [ESPNU]	6:00 p.m.
2/6	MISSISSIPPI STATE* [CSS]	8:00 p.m.
2/9	at Missouri* [CBSS]	12:00 p.m.
2/13	at Texas A&M* [CSS]	6:00 p.m.
2/16	GEORGIA* [ESPN2]	7:00 p.m.
2/20	at South Carolina* [CSS]	6:00 p.m.
2/23	AUBURN* [FSN]	4:00 p.m.
2/27	TEXAS A&M* [CSS]	8:00 p.m.
3/2	at Mississippi State* [FSN]	4:00 p.m.
3/5	ALABAMA* [ESPN]	8:00 p.m.
3/9	at LSU* [SEC]	12:30 p.m.
3/13	SEC Tournament!	TBA

\* SEC Game

^ Diamond Head Classic (Honolulu, Hawaii)

% Big East/SEC Challenge

! SEC Tournament (Nashville, Tenn.)

Ranking: AP/USA TODAY

All Times Central

## GAME 19



Ole Miss

### REBELS

(16-2, 5-0 SEC)

**Head Coach:** Andy Kennedy

**Career:** 162-93/8th

**At UM:** 141-80/7th

**Rankings:** AP - 23

Coaches - 24

**Date:** Saturday, Jan. 26, 2013

**Time:** 7:00 p.m. CT

**Location:** Oxford, Miss.

**Arena:** Auburn Arena (9,600)

**Television:** FSN

Dave Neal, play-by-play

Daymeon Fishback, analyst

**Radio:** Ole Miss Radio Network

David Kellum, play-by-play

Keith Kessinger, analyst

**Live Audio:** OleMissSports.com

**Satellite Radio:** Sirius 117, XM 200

**Series:** Auburn leads 73-52

In Auburn: Auburn leads 49-11

Last Meeting: OM, W 68-54 (3/8/12)

Streak: OM, W2



Auburn

### TIGERS

(8-10, 2-3 SEC)

**Head Coach:** Tony Barbee

**Career:** 101-82/6th

**At AU:** 34-46/3rd

**Rankings:** AP - NR

Coaches - NR

## TIP OFF

- Ole Miss puts the SEC's longest current win streak on the line when it travels to the Plains to face the Auburn Tigers on Saturday.
- The Rebels are looking for their first 6-0 SEC start in school history. A win would also give Ole Miss its best start ever after 19 games (17-2).
- The Rebels' are 5-0 in league play for the first time since 1936-37.
- Ole Miss is ranked in the top-25 for the first time since 2010, checking in at No. 23 in the Associated Press poll and No. 24 in the USA Today/Coaches' poll.
- Senior F **Murphy Holloway** pulled down six boards vs. Tennessee and continues to inch towards the top of the Ole Miss rebound list with 930 career boards. The senior now only trails Walter Actwood's school record of 945 career boards.
- Junior G **Marshall Henderson**, the reigning SEC Player of the week, leads the SEC in scoring at 19.4 ppg and ranks sixth in the nation averaging 3.9 made 3-pointers per game.
- Head coach **Andy Kennedy** (141) is just three wins away from tying B.L. Graham (144) for the most wins in Ole Miss history. Kennedy's record at Ole Miss is 141-80 in seven seasons, while Graham posted a 144-168 mark over 13 seasons as head coach.

## PROJECTED OLE MISS STARTERS

	<b>F   31   MURPHY HOLLOWAY</b> 6-7   240   Sr.   Irmo, S.C.	<b>PTS</b>	<b>REB</b>	<b>AST</b>	<b>STL</b>	<b>FG%</b>	<b>FT%</b>
		15.4	10.4	1.5	1.7	55.7	52.6
	<b>F   23   REGINALD BUCKNER</b> 6-9   235   Sr.   Memphis, Tenn.	<b>PTS</b>	<b>REB</b>	<b>BLK</b>	<b>STL</b>	<b>FG%</b>	<b>FT%</b>
		10.3	8.1	2.8	1.3	64.2	61.0
	<b>G   10   LADARIUS WHITE</b> 6-6   210   So.   McComb, Miss.	<b>PTS</b>	<b>REB</b>	<b>AST</b>	<b>FG%</b>	<b>3FG%</b>	<b>FT%</b>
		3.9	2.1	0.8	36.0	26.7	56.3
	<b>G   32   JARVIS SUMMERS</b> 6-3   184   So.   Jackson, Miss.	<b>PTS</b>	<b>REB</b>	<b>AST</b>	<b>FG%</b>	<b>3FG%</b>	<b>FT%</b>
		8.5	1.6	3.9	40.2	29.6	70.8
	<b>G   22   MARSHALL HENDERSON</b> 6-2   175   Jr.   Hurst, Texas	<b>PTS</b>	<b>REB</b>	<b>AST</b>	<b>FG%</b>	<b>3FG%</b>	<b>FT%</b>
		19.4	3.4	1.6	39.5	36.1	87.2











OleMissHoops.com OleMissSportsBlog.com

Twitter.com/OleMissNow Facebook.com/OleMissSports

Twitter.com/OleMissMBB Facebook.com/OleMissMBB

## GAME 19: OLE MISS AT AUBURN | PAGE 2

<b>1</b> <hr/> <b>G</b>		<p><b>MARTAVIOUS NEWBY</b> 6-3   210   Fr.   Memphis, Tenn.</p> <table border="1"> <thead> <tr> <th>PTS</th> <th>REB</th> <th>AST</th> <th>STL</th> <th>FG%</th> <th>FT%</th> </tr> </thead> <tbody> <tr> <td>2.4</td> <td>1.7</td> <td>0.7</td> <td>0.9</td> <td>35.3</td> <td>84.6</td> </tr> </tbody> </table>	PTS	REB	AST	STL	FG%	FT%	2.4	1.7	0.7	0.9	35.3	84.6	<p><b>LAST GAME:</b> Played three minutes. <b>NOTES:</b> Posted 11 points, eight boards and two assists in just 15 minutes of action vs. MVSU (11/9) ... Pulled down six boards and dished out six assists vs. ETSU (12/14) ... Named Tennessee Class A Mr. Basketball as a senior.</p>
PTS	REB	AST	STL	FG%	FT%										
2.4	1.7	0.7	0.9	35.3	84.6										
<b>3</b> <hr/> <b>G</b>		<p><b>DERRICK MILLINGHAUS</b> 5-10   170   Fr.   Schenectady, N.Y.</p> <table border="1"> <thead> <tr> <th>PTS</th> <th>REB</th> <th>AST</th> <th>STL</th> <th>FG%</th> <th>FT%</th> </tr> </thead> <tbody> <tr> <td>6.2</td> <td>1.3</td> <td>1.7</td> <td>1.2</td> <td>32.2</td> <td>75.0</td> </tr> </tbody> </table>	PTS	REB	AST	STL	FG%	FT%	6.2	1.3	1.7	1.2	32.2	75.0	<p><b>LAST GAME:</b> Played eight minutes and dished out three assists. <b>NOTES:</b> Underwent surgery for torn meniscus (11/20) and missed three games ... Scored career-high 19 points and dished out five assists vs. UALR (11/16) ... Scored 16 points, posted two assists and two steals vs. Fordham (1/4).</p>
PTS	REB	AST	STL	FG%	FT%										
6.2	1.3	1.7	1.2	32.2	75.0										
<b>4</b> <hr/> <b>C</b>		<p><b>DEMARCO COX</b> 6-8   272   Jr.   Yahoo City, Miss.</p> <table border="1"> <thead> <tr> <th>PTS</th> <th>REB</th> <th>STL</th> <th>BLK</th> <th>FG%</th> <th>FT%</th> </tr> </thead> <tbody> <tr> <td>1.6</td> <td>1.1</td> <td>0.3</td> <td>0.1</td> <td>30.8</td> <td>75.0</td> </tr> </tbody> </table>	PTS	REB	STL	BLK	FG%	FT%	1.6	1.1	0.3	0.1	30.8	75.0	<p><b>LAST GAME:</b> DNP <b>NOTES:</b> Missed first three games of the year after off-season foot surgery ... Played in seven before reinjuring foot versus San Francisco (12/23) ... Out indefinitely.</p>
PTS	REB	STL	BLK	FG%	FT%										
1.6	1.1	0.3	0.1	30.8	75.0										
<b>10</b> <hr/> <b>G</b>		<p><b>LADARIUS WHITE</b> 6-6   210   So.   McComb, Miss.</p> <table border="1"> <thead> <tr> <th>PTS</th> <th>REB</th> <th>AST</th> <th>FG%</th> <th>3FG%</th> <th>FT%</th> </tr> </thead> <tbody> <tr> <td>3.9</td> <td>2.1</td> <td>0.8</td> <td>36.0</td> <td>26.7</td> <td>56.3</td> </tr> </tbody> </table>	PTS	REB	AST	FG%	3FG%	FT%	3.9	2.1	0.8	36.0	26.7	56.3	<p><b>LAST GAME:</b> Started sixth-straight game. <b>NOTES:</b> Tallied a season-high 13 points on 5-of-6 shooting vs. Rutgers ... Closed out last season strong, averaging 11.8 ppg over the final five contests.</p>
PTS	REB	AST	FG%	3FG%	FT%										
3.9	2.1	0.8	36.0	26.7	56.3										
<b>13</b> <hr/> <b>F</b>		<p><b>ANTHONY PEREZ</b> 6-9   205   Fr.   Cumana, Venezuela</p> <table border="1"> <thead> <tr> <th>PTS</th> <th>REB</th> <th>AST</th> <th>BLK</th> <th>FG%</th> <th>FT%</th> </tr> </thead> <tbody> <tr> <td>2.3</td> <td>1.4</td> <td>0.5</td> <td>0.2</td> <td>32.4</td> <td>75.0</td> </tr> </tbody> </table>	PTS	REB	AST	BLK	FG%	FT%	2.3	1.4	0.5	0.2	32.4	75.0	<p><b>LAST GAME:</b> DNP <b>NOTES:</b> Hit huge 3-pointer to spur Rebel rally at Vandy (1/15) ... Tied career-high with nine points and grabbed four boards vs. Lipscomb (11/23) ... Scored nine points on 3-of-8 shooting and one block in first collegiate action vs. MVSU (11/9).</p>
PTS	REB	AST	BLK	FG%	FT%										
2.3	1.4	0.5	0.2	32.4	75.0										
<b>20</b> <hr/> <b>F</b>		<p><b>NICK WILLIAMS</b> 6-4   212   Sr.   Mobile, Ala.</p> <table border="1"> <thead> <tr> <th>PTS</th> <th>REB</th> <th>AST</th> <th>FG%</th> <th>3FG%</th> <th>FT%</th> </tr> </thead> <tbody> <tr> <td>10.1</td> <td>2.6</td> <td>1.7</td> <td>39.8</td> <td>34.4</td> <td>85.3</td> </tr> </tbody> </table>	PTS	REB	AST	FG%	3FG%	FT%	10.1	2.6	1.7	39.8	34.4	85.3	<p><b>LAST GAME:</b> Tallied 7 pts, 2 boards and 2 assists off the bench. <b>NOTES:</b> Tallied six points off the bench including four in overtime. win at Vandy (1/15) ... Scored season-high 18 points on 7-of-12 shooting vs. USF (12/23) ... Scored 13 points including late jumper to seal Ole Miss victory at LMU (12/19).</p>
PTS	REB	AST	FG%	3FG%	FT%										
10.1	2.6	1.7	39.8	34.4	85.3										
<b>22</b> <hr/> <b>G</b>		<p><b>MARSHALL HENDERSON</b> 6-2   175   Jr.   Hurst, Texas</p> <table border="1"> <thead> <tr> <th>PTS</th> <th>REB</th> <th>AST</th> <th>FG%</th> <th>3FG%</th> <th>FT%</th> </tr> </thead> <tbody> <tr> <td>19.4</td> <td>3.4</td> <td>1.6</td> <td>39.5</td> <td>36.1</td> <td>87.2</td> </tr> </tbody> </table>	PTS	REB	AST	FG%	3FG%	FT%	19.4	3.4	1.6	39.5	36.1	87.2	<p><b>LAST GAME:</b> Scored 28 pts, 24 pts coming in 2H including six 3s. <b>NOTES:</b> Regining SEC Player of the Week ... Ranks 1st in the SEC and 5th in the nation in made 3-pointers and 1st in the SEC in scoring ... Earned NCAA National Junior College Player of the Year honors last year.</p>
PTS	REB	AST	FG%	3FG%	FT%										
19.4	3.4	1.6	39.5	36.1	87.2										
<b>23</b> <hr/> <b>F</b>		<p><b>REGINALD BUCKNER</b> 6-9   235   Sr.   Memphis, Tenn.</p> <table border="1"> <thead> <tr> <th>PTS</th> <th>REB</th> <th>BLK</th> <th>STL</th> <th>FG%</th> <th>FT%</th> </tr> </thead> <tbody> <tr> <td>10.3</td> <td>8.1</td> <td>2.8</td> <td>1.3</td> <td>64.2</td> <td>61.0</td> </tr> </tbody> </table>	PTS	REB	BLK	STL	FG%	FT%	10.3	8.1	2.8	1.3	64.2	61.0	<p><b>LAST GAME:</b> Pulled down a team-high eighth boards and scored 10 pts. <b>NOTES:</b> Ranks second in the SEC and 16th in the nation in blocks at 2.8 pg ... Holds Ole Miss career record of 279 blocked shots, which ranks 7th in SEC history ... Leader among active SEC players in career blocks.</p>
PTS	REB	BLK	STL	FG%	FT%										
10.3	8.1	2.8	1.3	64.2	61.0										
<b>31</b> <hr/> <b>F</b>		<p><b>MURPHY HOLLOWAY</b> 6-7   240   Sr.   Irmo, S.C.</p> <table border="1"> <thead> <tr> <th>PTS</th> <th>REB</th> <th>AST</th> <th>STL</th> <th>FG%</th> <th>FT%</th> </tr> </thead> <tbody> <tr> <td>15.4</td> <td>10.4</td> <td>1.5</td> <td>1.7</td> <td>55.7</td> <td>52.6</td> </tr> </tbody> </table>	PTS	REB	AST	STL	FG%	FT%	15.4	10.4	1.5	1.7	55.7	52.6	<p><b>LAST GAME:</b> Tallied eight points and six boards. <b>NOTES:</b> 23 of 37 from the free throw line in the last five games ... Ranks 2nd in school history with 930 career rebounds, 3th with 34 double-doubles ... SEC active career leader in rebounds and double-doubles, 2nd in steals and 3rd in scoring.</p>
PTS	REB	AST	STL	FG%	FT%										
15.4	10.4	1.5	1.7	55.7	52.6										
<b>32</b> <hr/> <b>G</b>		<p><b>JARVIS SUMMERS</b> 6-3   184   So.   Jackson, Miss.</p> <table border="1"> <thead> <tr> <th>PTS</th> <th>REB</th> <th>AST</th> <th>FG%</th> <th>3FG%</th> <th>FT%</th> </tr> </thead> <tbody> <tr> <td>8.5</td> <td>1.6</td> <td>3.9</td> <td>40.2</td> <td>29.6</td> <td>70.8</td> </tr> </tbody> </table>	PTS	REB	AST	FG%	3FG%	FT%	8.5	1.6	3.9	40.2	29.6	70.8	<p><b>LAST GAME:</b> Posted five points, seven assists and two steals. <b>NOTES:</b> Ranks first in the SEC and 11th nationally in assist/TO ratio at 3.2 ... Scored 12 points and dished out five assists and no TOs in win over Rutgers ... Season-high 16 points, including 14 in the second half, in win at Tennessee.</p>
PTS	REB	AST	FG%	3FG%	FT%										
8.5	1.6	3.9	40.2	29.6	70.8										
<b>34</b> <hr/> <b>F</b>		<p><b>AARON JONES</b> 6-9   218   So.   Gautier, Miss.</p> <table border="1"> <thead> <tr> <th>PTS</th> <th>REB</th> <th>AST</th> <th>BLK</th> <th>FG%</th> <th>FT%</th> </tr> </thead> <tbody> <tr> <td>3.2</td> <td>3.9</td> <td>0.6</td> <td>1.7</td> <td>54.3</td> <td>53.3</td> </tr> </tbody> </table>	PTS	REB	AST	BLK	FG%	FT%	3.2	3.9	0.6	1.7	54.3	53.3	<p><b>LAST GAME:</b> Blocked three shots and pulled down four boards in 18 minutes. <b>NOTES:</b> Ranks 5th in SEC in blocks ... Recorded career-high five blocks vs. UALR (11/16) ... Tied a career-high with 10 points on 5-of-7 shooting and pulled down four boards vs. Coastal (11/13).</p>
PTS	REB	AST	BLK	FG%	FT%										
3.2	3.9	0.6	1.7	54.3	53.3										

## HEAD COACH ANDY KENNEDY

### THE KENNEDY FILE

#### CAREER RECORD AS A HEAD COACH:

162-93 (.634 winning pct. /8th Season)

#### RECORD AS OLE MISS' HEAD COACH:

141-80 (.636 winning pct. /7th Season)

#### COACHING HONORS

2009 Clair Bee National Coach of the Year Finalist  
 2007 SEC Coach of the Year (Associated Press)  
 2006 BIG EAST Coach of the Year (CBS Sportsline, New York Post)  
 2004 One of nation's "Top 10 Assistant Coaches" (Athlon)  
 2004 One of nation's "Top 20 Recruiters" (Rivals.com)

#### COACHING CAREER

Season	School	Position	Record/Postseason
1994-95	So. Alabama	Assistant Coach	8-15
1996-97	UAB	Assistant Coach	18-14/NIT
1997-98	UAB	Assistant Coach	21-12/NIT
1998-99	UAB	Assistant Coach	20-12/NCAA
1999-00	UAB	Assistant Coach	14-14
2000-01	UAB	Assistant Coach	17-14
2001-02	Cincinnati	Asst. Coach/Recruiting Coordinator	31-4/NCAA
2002-03	Cincinnati	Asst. Coach/Recruiting Coordinator	17-12/NCAA
2003-04	Cincinnati	Asst. Coach/Recruiting Coordinator	25-7/NCAA
2004-05	Cincinnati	Assoc. Head Coach/Recruiting Coord.	25-8/NCAA
2005-06	Cincinnati	Interim Head Coach	21-13/NIT Quarters
2006-07	Ole Miss	Head Coach	21-13/NIT 2nd Rd
2007-08	Ole Miss	Head Coach	24-11/NIT Semifinals
2008-09	Ole Miss	Head Coach	16-15
2009-10	Ole Miss	Head Coach	24-11/NIT Semifinals
2010-11	Ole Miss	Head Coach	20-14/NIT 1st Rd
2011-12	Ole Miss	Head Coach	20-13/NIT 1st Rd
2012-13	Ole Miss	Head Coach	16-2

#### PLAYING CAREER

1982-84 Two-time All-State selection at Winston Academy (Louisville, Miss.)  
 1983 State Champions  
 1984-86 Two-time All-State selection at Louisville HS  
 1986 Parade All-American, Mississippi Player of the Year  
 1986-87 Freshman at North Carolina State, coached by Jim Valvano  
 1987 ACC Tournament Champions  
 1988-91 Three-year letterman at UAB, coached by Gene Bartow  
 1991 Honorable Mention All-America Selection (Basketball Times)  
 Two-time All-Sun Belt Conference (1990,1991)  
 School's 2nd all-time leading scorer (1,787 points)  
 Still holds more than 15 school records, including season average of 21.8 ppg  
 1990 Sun Belt Conference Champions, NCAA Tournament  
 1989 NIT Final Four  
 1991-94 Played professionally in the NBA (Charlotte) and in Greece, Spain, Holland and Puerto Rico

**EDUCATION:** Bachelor of Arts in History, UAB 1991



**YEAR AT OLE MISS:** 7th  
**ALMA MATER:** UAB, 1991  
**HOMETOWN:** Louisville, Miss.

### KENNEDY MAKING HIS MARK AT OLE MISS

- Ole Miss was the only team in the SEC recognized by the NCAA last season for being in the top-10 percent of teams in the men's basketball Academic Progress Rate.
- Two SEC Western Division Titles (2007, 2010)
- Two NIT Final Four appearances (2008, 2010)
- First Ole Miss coach with five postseason berths (2007, 2008, 2010, 2011, 2012)
- First Ole Miss coach with five 20+ win seasons (2007 - 21, 2008 - 24, 2010 - 24, 2011 - 20, 2012 - 20)
- More postseason wins (7) than any coach in program history.
- Most wins (125) by an Ole Miss coach in a six-year period.
- Sixth-most wins in SEC history (125) by a coach in his first six years in the league.
- Sixth coach in SEC history with 20+ wins in five of his first six seasons. The others: Joe. B. Hall (Kentucky), Don DeVoe (Tennessee), Rick Pitino (UK), Tubby Smith (UK), Bruce Pearl (Tennessee).
- Reached 100 wins faster than any coach in school history (158 games).
- First coach since R.L. Sullivan (1920-25) to lead Ole Miss to 6 straight winning seasons.
- Most SEC wins (46) by an Ole Miss coach in a six-year span.
- Most SEC wins (38) by an Ole Miss coach in his first five years.
- The Rebels have been nationally ranked a total of 15 weeks during Kennedy's tenure, rising as high as 14th.
- Fourth coach in SEC history with 45 or more wins in his first two seasons at a league school. The others: Tubby Smith (63 at Kentucky, 45 at Georgia), Eddie Sutton (50 at Kentucky) and Bruce Pearl (46 at Tennessee).
- Ole Miss season and single-game attendance records have been shattered.
- Ole Miss team statistical records in nearly every offensive category and some defensive categories have been established, as well as many individual records.
- In 2007-08, set school records for longest winning streak and most wins to start a season.
- In 2006-07, won the most games (21) by a first-year Rebel head coach and received SEC Coach of the Year honors.

#### Ole Miss All-Time Coaching Wins List

Coach (Seasons)	Wins	Years
1. B.L. Graham (1950-62)	144	13
T-2. Andy Kennedy (2007-Pres)	141	7
T-2. Rod Barnes (1999-2006)	141	8



**QUICK FACTS**

**Name** ..... The University of Mississippi (Ole Miss)  
**Nickname** ..... Rebels  
**Location** ..... Oxford, Mississippi  
**Founded** ..... November 6, 1848  
**Enrollment** ..... 20,824  
**School Colors** ..... Cardinal Red and Navy Blue  
**Mascot** ..... Rebel  
**Chancellor** ..... Dr. Daniel W. Jones  
**Faculty Representative** ..... Dr. Ron Rychlak  
**Athletics Director** ..... Ross Bjork  
**Head Basketball Coach** ..... Andy Kennedy  
**Conference** ..... Southeastern (SEC)  
**Home Arena** ..... C.M. "Tad" Smith Coliseum  
**Capacity** ..... 8,867  
**2011-12 Record** ..... 20-14  
**SEC Record/Finish** ..... 8-8/t-6th SEC  
**Postseason** ..... NIT First Round  
**Lettermen Returning/Lost** ..... 8/3  
**Starters Returning/Lost** ..... 4/1  
**Newcomers** ..... 6

**MEDIA SERVICES**

**CREDENTIALS**

Please contact the Athletics Media Relations Office for game credentials. Requests for credentials should be emailed to [desnowde@olemiss.edu](mailto:desnowde@olemiss.edu) and will be limited to working members of the media. Credentials will be held at the will-call table located at the media entrance on the East side of Tad Smith Coliseum.

Space problems on press row do occur because of lack of seating. As a result, priority will be given to media representatives that cover Ole Miss basketball on a regular basis. Credentials are non-transferable. Unauthorized use is strictly prohibited.

**INTERVIEW POLICY**

All interview requests — coaches and players — **MUST** be coordinated through the Athletics Media Relations office. During the week, head coach Andy Kennedy and Rebel players will generally be available for interview at the BPF before practice on Mondays, unless arranged otherwise. Please email or text your player requests to Daniel Snowden by 5 p.m. of the day prior to interviews. There will be no gameday player interviews until after the game.

**PRACTICE POLICY**

Ole Miss basketball practices and walk-throughs are closed to the public and the media.

**WEEKLY TELECONFERENCE**

The Southeastern Conference conducts a weekly Monday morning teleconference with all 14 men's basketball head coaches beginning in January and running through the end of the season. Coach Kennedy is on the teleconference at 11:10 a.m.

**POSTGAME INTERVIEWS**

Both team locker rooms are **CLOSED** to the media following the game, by facility policy. Coach Kennedy will address the media approximately 10 minutes after the game. Selected players will be brought into the interview room following the head coaches. Visiting coach and player interviews will be coordinated through the visiting team's media relations contact.

**KENNEDY ADMINISTRATION IN SEVENTH YEAR**

In seven seasons under Mississippi native **Andy Kennedy**, Ole Miss has a 141-80 record, two SEC West championships, five 20-win campaigns and five postseason berths, which includes a pair of trips to the NIT Final Four. The Rebels have their sights set on challenging for the program's first NCAA Tournament bid since 2002, as Kennedy enters his seventh year at the helm.

**REBELS LOOKING FOR 6-0 LEAGUE START**

After picking up a come-from-behind win versus Tennessee on Thursday, **Ole Miss is seeking its first 6-0 start in the SEC in school history.** Currently the Rebels are 5-0 in league play for the first time since 1936-37. **A win would also give the Rebels their best start after 19 games in school history.**

**REBEL RALLY DOWN VOLTS**

Ole Miss rallied from down seven at the half to knock off Tennessee 62-56 at home on Thursday. The Rebels shot just 17.4% (4 of 23) in the first half, but came back to score 44 points in the second half, **highlighted by junior G Marshall Henderson's 24 points in the final frame.** Henderson poured in 28 points in the contest, including six 3-pointers.

**HENDERSON OFF TO A HOT START**

Junior G **Marshall Henderson** was known as a scorer when coach Andy Kennedy signed the guard out of South Plains Junior College, and the Hurst, Texas native has definitely lived up to that billing so far this season, as he is averaging a team-best 19.6 ppg. **He leads the SEC and ranks fifth in the nation in 3-pointers made (3.9 pg) and leads the conference in scoring.** Against ETSU, Henderson poured in a game-high 22 points, including 6-of-13 from three and pulling down six boards. Henderson scored a game-high 22 points in the season opener versus Mississippi Valley State, hitting 5-of-11 from behind the arc and becoming the first Rebel to nail five 3-pointers in a game since Dundreous Nelson in 2011. He finished the game 6-of-12 from the field and added two steals and an assist in his first collegiate start. In his second game vs. Coastal Carolina, Henderson poured a season-high 27 points, including 6-of-13 from three, and added four assists, two rebounds and two steals. The 49 points Henderson scored in his first two games is the most by a Rebel to start his career since "World Class" Gerald Glass scored 59 points in 1988. Against Indiana State, he posted 27 points

**COMPARING THE TEAMS**

Statistic	Ole Miss	Auburn
Scoring Offense	81.3	68.4
Scoring Defense	64.1	67.3
Scoring Margin	+17.2	+1.1
Field Goal Pct.	.443	.429
Opp. Field Goal Pct.	.387	.422
3-Point Pct.	.319	.346
Opp. 3-Point Pct.	.276	.332
Free Throw Pct.	.690	.674
Rebounds Per Game	40.8	35.8
Opp. Rebounds Per Game	37.3	34.8
Rebound Margin	+3.4	+1.0
Assists Per Game	13.2	14.0
Turnovers Per Game	12.1	14.4
Opp. Turnovers Per Game	17.7	15.1
Turnover Margin	+5.6	+0.7
Steals Per Game	9.6	8.1
Blocks Per Game	5.8	4.0

**OLE MISS REBEL ROSTER**

No.	Name	Pos.	Ht.	Wt.	Yr.	Hometown (High School/Other School)
1	Martavious Newby	G	6-3	210	Fr.	Memphis, Tenn. (Booker T. Washington HS)
3	Derrick Millinghaus	G	5-10	170	Fr.	Schenectady, N.Y. (Believe [N.C.] Prep)
4	Demarco Cox	C	6-8	272	Jr.	Yazoo City, Miss. (Yazoo City HS)
5	Cade Peeper	G	6-2	175	Fr.	Collierville, Tenn. (Collierville HS)
10	LaDarius White	G	6-6	210	So.	McComb, Miss. (McComb HS)
13	Anthony Perez	F	6-9	205	Fr.	Cumana, Venezuela (Word of Life [Kan.] Traditional School)
20	Nick Williams	G	6-4	212	Sr.	Mobile, Ala. (LeFlore Prep Academy/Indiana)
22	Marshall Henderson	G	6-2	175	Jr.	Hurst, Texas (L.D. Bell HS/Utah/Texas Tech/South Plains College)
23	Reginald Buckner	F	6-9	235	Sr.	Memphis, Tenn. (Manassas HS)
24	Will Norman	G	6-5	210	So.	Lafayette, La. (St. Thomas More HS)
25	Terry Brutus	F	6-6	240	Fr.	Spring Valley, N.Y. (Spring Valley HS/Massanutten Military Aca. [Va.] )
31	Murphy Holloway	F	6-7	240	Sr.	Irmo, S.C. (Dutch Fork HS/Ole Miss/South Carolina)
32	Jarvis Summers	G	6-3	184	So.	Jackson, Miss. (Provine HS)
34	Aaron Jones	F	6-9	218	So.	Gautier, Miss. (Gautier HS)

**Head Coach:** Andy Kennedy (UAB '91 - Seventh Year at Ole Miss)

**Assistant Coaches:** Sergio Rouco, Al Pinkins, Bill Armstrong

**Coordinator of Operations:** Dayton Miller

**PRONUNCIATIONS**

Derrick **MILLINGHAUS** ..... MILL-ing-house  
**MARTAVIOUS** Newby ..... mar-TAY-vee-us

on **7-of-16 from 3-point, which is just one 3-pointer shy of the school record and is tied for third all time. Henderson scored a career-high 32 points in the SEC opener at Tennessee, which is the most points scored by a Rebel in their first league game since Ole Miss great Johnny Neumann scored 39 versus Auburn in 1970.** It was also the most points scored by an SEC player in a conference game since Ole Miss' own Chris Warren tallied 33 versus South Carolina in 2011. Henderson **earned SEC Player of the Week honors after averaging 21.0 ppg in a pair of wins at Vanderbilt and against Arkansas.** Against the Commodores, he scored a game-high 26 points, including a 35-foot buzzer beater that sent the game into overtime. He added 16 points and a career-high five steals in the Rebels' win against Arkansas on Saturday. Versus the Vols, **Henderson scored a career-high 24 second half points** to spur a Rebel rally and help Ole Miss knock off Tennessee at home.

**HOLLOWAY IS MASTER OF THE GLASS**

Entering his final season at Ole Miss F **Murphy Holloway** has moved into striking position of the Ole Miss career rebound mark. With 14 boards against the LMU, **Holloway passed John Stroud and Joe Gibbon for second place on the Rebel rebound list and now has 930 career boards.** The senior now only trails Walter Actwood's school record of 945 career boards. Holloway is the SEC active career leader in rebounds and double-doubles, ranks second in steals and third in points. **He leads conference and ranks 13th in the nation in rebounding at 10.4 rpg.**

**REBELS AMONG NATION'S BEST**

Ole Miss rates highly in the latest NCAA national stats(games through Jan. 25), as the **Rebels rank fifth in the nation in scoring (81.3 ppg)** and turnover margin (+5.6), seventh in 3-point FG percentage defense (27.6%), eighth in scoring margin (+17.2), 13th in block shots (5.8 pg), 15th in steals (9.6 pg) and 33rd in FG percentage defense (38.7%).

**SUMMERS SHINES IN SEC PLAY**

Sophomore PG **Jarvis Summers** has shined in league play **averaging 12.2 ppg in five SEC games this season after averaging 7.1 ppg in non-conference action.** Summers is tied for 16th in the conference in scoring in league games and fourth in assists dishing out 4.4/game.

**DOUBLE TROUBLE**

Rebel big men **Murphy Holloway** and **Reginald Buckner** have been impressive for Ole Miss in the paint during their careers. **Holloway leads all active SEC players, and ranks fifth in the nation, with 34 career double-doubles and leads the league and ranks 11th in the nation this year with nine double-doubles.** Buckner is second to Holloway among active SEC players with 14 career double-doubles and is second in the conference behind Holloway this year with six double-doubles. **The duo's combined 1,685 career rebounds is the best among active players in the nation and 48 career double-doubles ranks first among active players in the SEC and third in the nation.** Ole Miss is 8-1 this season when Holloway records a double-double and 5-1 this year when Buckner pulls off the feat.

**OLE MISS-AUBURN SERIES**

Saturday's game will be the 126th meeting between the two schools in a series that dates back to 1928. The Tigers hold an all-time series lead of 73-52. The two teams split the season series this year, with both team prevailing at home, but the Rebels knocked off the Tigers 68-54 in the SEC Tournament. **Ole Miss has won five of the last seven meetings,** but have lost four of the last five on the Plains and have only won 11 times in Auburn. Andy Kennedy is 8-5 in his career against the Tigers.

**ALABAMA REBEL**

Ole Miss has just one Alabama native on this year's roster - senior guard **Nick Williams** (Mobile), who was named the Alabama Player of the Year after his senior season at LeFlore Prep.

**OLE MISS WINS THRILLER IN NASHVILLE**

Ole Miss' thrilling overtime victory at Vanderbilt gave the Rebels a 3-0 SEC start for the first time since 2005-06. The win was Ole Miss' first in Nashville since 2001 and it also **marked the first time since 1980 that the Rebels have won road games at Tennessee and at Vanderbilt in the same season.** Down 13 points with eight minutes remaining, **Ole Miss closed the game on a 34-12 run including overtime.**

**REBELS TAME TIGERS**

Ole Miss' win over No. 10 Missouri was the Rebels' first victory over a top-10 team since knocking off No. 10 Kentucky in 2011. Senior F **Murphy Holloway's 22 points marked a career-best versus SEC opponents.**

**BY THE NUMBERS**

**The Rebels' record is...**

- Overall. . . . . 16-2
- SEC Games . . . . . 5-0
- SEC Tournament Games. . . . . 0-0
- Streak . . . . . Won 8
- Home Overall (SEC). . . . . 11-0 (3-0)
- Road Overall (SEC) . . . . . 4-1 (2-0)
- Neutral Games (SEC). . . . . 1-1 (0-0)
- Day Games . . . . . 5-2
- Night Games (6 p.m. or later) . . . . . 11-0
- November Games . . . . . 5-0
- December Games . . . . . 5-2
- January Games . . . . . 6-0
- February Games . . . . . 0-0
- March Games . . . . . 0-0
- Monday Games . . . . . 0-0
- Tuesday Games . . . . . 3-0
- Wednesday Games. . . . . 3-0
- Thursday Games . . . . . 1-0
- Friday Games. . . . . 5-0
- Saturday Games . . . . . 3-2
- Sunday Games. . . . . 1-0
- Overtime Games . . . . . 1-1
- Television Games. . . . . 11-2
- vs. Ranked Opponents. . . . . 1-0

**Rebels' Record When...**

- Leading at the half . . . . . 10-0
- Tied at the half . . . . . 0-0
- Behind at the half . . . . . 6-2
- Scores 90 points or more . . . . . 7-0
- Scores 80-89 points . . . . . 4-1
- Scores 70-79 points . . . . . 4-0
- Scores less than 70 points . . . . . 2-1
- Out-rebounds opponent . . . . . 13-2
- Out-rebounded by opponent . . . . . 3-0
- Ties opponents in rebounds . . . . . 0-0
- Shoots 50 percent or better . . . . . 4-0
- Shoots between 40-49 percent. . . . . 9-2
- Shoots under 40 percent . . . . . 3-0
- Shoots 30 percent or better from 3-pt. . . . . 10-1
- Shoots under 30 percent from 3-pt. . . . . 6-1
- Shoots 70 percent or better from FT line . . . . . 8-1
- Shoots 60-69 percent from FT line . . . . . 6-1
- Shoots under 60 percent from FT line. . . . . 2-0
- Opp. shoots 50 percent or better . . . . . 1-1
- Opp. shoots 40-49 percent . . . . . 5-1
- Opp. shoots under 40 percent. . . . . 10-0
- Opp. shoots 30 percent or better from 3-pt. . . . . 6-2
- Opp. shoots under 30 percent from 3-pt. . . . . 10-0
- Commits 15 turnovers or more . . . . . 4-1
- Commits less than 15 turnovers . . . . . 12-1
- Forces 15 turnovers or more . . . . . 12-0
- Forces less than 15 turnovers. . . . . 5-2
- Has less (or same) turnovers than opp. . . . . 15-1
- Has more turnovers than opponent . . . . . 1-1

**OLE MISS IN SEC/NCAA STATS**

	SEC	NCAA	Category
(Jan. 25)			
Ole Miss	1	5	Scoring Offense (81.3)
Ole Miss	2	8	Scoring Margin (+17.2)
Ole Miss	3	33	FG Pct. Defense (.387)
Ole Miss	1	7	3FG Pct. Defense (.276)
Ole Miss	4		3FG Made (6.8)
Ole Miss	2		Rebounding Offense (40.8)
Ole Miss	6	96	Rebounding Margin (+3.4)
Ole Miss	2	13	Blocked Shots (5.8)
Ole Miss	t2	15	Steals (9.6)
Ole Miss	3	54	Turnovers (12.1)
Ole Miss	2	5	Turnover Margin (+5.6)
Ole Miss	4	88	Assist/TORatio (1.1)
Ole Miss	4		Off. Rebounds (14.2)
Ole Miss	3		Def. Rebounds (26.6)
M. Henderson	1	21	Scoring (19.4)
M. Holloway	8		Scoring (15.4)
M. Holloway	1	13	Rebounding (10.4)
R. Buckner	4	16	Rebounding (8.1)
M. Holloway	2	31	FG Percentage (.557)
M. Henderson	10		FG Percentage (.395)
J. Summers	5		Assists (3.9)
M. Henderson	1	37	FT Percentage (.872)
J. Summers	t9		FT Percentage (.750)
M. Henderson	5	65	3FG Percentage (.361)
M. Henderson	1	5	3FG Made (3.9)
R. Buckner	2	16	Blocks (2.8)
A. Jones	5	99	Blocks (1.7)
J. Summers	1	11	Assist/TORatio (3.2)
M. Holloway	1		Offensive Rebounds (3.8)
R. Buckner	t2		Offensive Rebounds (3.3)
M. Holloway	t1		Defensive Rebounds (6.6)
R. Buckner	7		Defensive Rebounds (4.8)
M. Holloway	1	13	Double-Doubles (9)
R. Buckner	t2	51	Double-Doubles (6)

**SEC-ONLY STATS**

	SEC	Category
Ole Miss	1	Scoring Offense (76.6)
Ole Miss	2	Scoring Margin (+12.2)
Ole Miss	5	Free Thro Pct. (.714)
Ole Miss	3	FG Pct. Defense (.399)
Ole Miss	5	3FG Pct. Defense (.288)
Ole Miss	1	Rebounding Offense (39.6)
Ole Miss	6	Rebounding Margin (+2.4)
Ole Miss	t3	Blocked Shots (5.0)
Ole Miss	6	Steals (8.6)
Ole Miss	2	Turnovers (11.0)
Ole Miss	3	Turnover Margin (+3.8)
Ole Miss	5	Assist/TORatio (1.0)
Ole Miss	4	Off. Rebounds (12.6)
Ole Miss	1	Def. Rebounds (27.0)
M. Henderson	1	Scoring (22.6)
M. Holloway	10	Scoring (14.4)
J. Summers	t16	Scoring (12.2)
R. Buckner	1	Rebounding (10.8)
M. Holloway	3	Rebounding (9.0)
J. Summers	t4	Assists (4.4)
M. Holloway	4	FG Percentage (.510)
M. Henderson	10	3FG Percentage (.321)
M. Henderson	3	FT Percentage (.892)
M. Henderson	2	3FG Made (3.6)
M. Henderson	t4	Steals (2.2)
M. Holloway	t7	Steals (2.3)
R. Buckner	t3	Blocks (2.2)
A. Jones	t7	Blocks (1.8)
J. Summers	t7	Assist/TORatio (1.8)
R. Buckner	1	Offensive Rebounds (3.8)
M. Holloway	4	Offensive Rebounds (3.0)
R. Buckner	2	Defensive Rebounds (7.0)
M. Holloway	4	Defensive Rebounds (6.0)
M. Henderson	t9	Minutes (34.0)

The Rebels held Missouri to 22 points in the first half, the fewest points the Tigers have scored in a game this season, and to 49 points for the game, which is **the fewest points Mizzou has scored since 2003**. Ole Miss also improved to 5-2 in its last 6 home SEC openers and 9-0 at home this season.

**HISTORIC WIN IN KNOXVILLE**

Ole Miss' win at Tennessee was historic for several reasons: **It was only the Rebels' second-ever win in Thompson-Boling Arena and the first since 1991** ... It was Ole Miss' first win in an SEC opener since 2006 ... The win moved Ole Miss' record 12-2 which equals its best start since 2009-10 ... **Ole Miss' 38-of-44 effort from the charity stripe marked a pair of Thompson-Boling Arena opponent records** ... Marshall Henderson's 32 points were the most allowed by Tennessee since 2011 and **the Rebels' 92 points were the most the Vols has given up at home since allowing 105 points to Texas in overtime in 2006** and 103 points to Kentucky in regulation in 2001 ... It was also the most points Ole Miss has scored against an SEC opponent since tallying 98 in overtime against Arkansas in 2009 and was the most in regulation since scoring 105 points vs. Alabama in 2001.

**RPI WATCH**

With Thursday's victory versus Tennessee, **Ole Miss remained No. 32** in the ever-present Ratings Percentage Index (CBSsports.com). Auburn enters Saturday's showdown with an RPI ranked No. 209.

**HOLLOWAY JOINS THE 1,000-POINT CLUB**

With 15 points vs. McNeese State, senior F **Murphy Holloway became the 34th member of the Ole Miss 1,000-point club**. Holloway now ranks 21st in school history with 1,231 career points, just one point behind Dwayne Curtis for 20th on the list. **He currently ranks second in the SEC and 32nd in the nation in field goal percentage (.557) and ranks eighth in the league in scoring at 15.4 ppg.**

**LOCK-DOWN DEFENSE**

Ole Miss has been particularity stingy on defense this season as the **Rebels rank third in the SEC and 33rd in the nation in field goal percentage defense (38.7%) and first in the league and seventh nation in 3-point percentage defense (27.6%)**. The Rebels are tied for second in the SEC and 15th in the NCAA steals (9.6 spg) and rank second in the league and 13th in the nation in blocks (5.8 bpg). Ole Miss has forced 318 turnovers this season and rank second in the league forcing an average of 17.7 turnovers per game, and **currently ranks second in the SEC and fifth in the nation in turnover margin at +5.6.**

**BUCKNER MOVES UP IN SEC CAREER BLOCKS LIST**

Senior F **Reginald Buckner** became the Rebels' all-time career leader in blocked shots last year. **In just 114 games, the Memphis native has now accumulated 279 blocks, and moved passed Sam Muldrow, of South Carolina, for seventh in SEC history.** The school record was previously held by Sean Murphy, who had 180 blocks in 117 games from 1988-91. **Buckner's 2.8 average this season ranks second among SEC players and 16th in the nation.** He now holds the school record for blocks in a career, season and game. He blocked at least one shot in every game this season, 31-of-33 games last year and 101-of-114 games over his four-year career. His total of 69 blocks last season is the Ole Miss record by a junior and is the second-most in a season in school history. His sophomore season total of 95 is the school record.

**SEC Career Blocks Leaders**

1. 564 Jarvis Varnado, Mississippi State (2007-10)
2. 412 Shaquille O'Neal, LSU (1990-92)
3. 360 Kyle Davis, Auburn (2001-04)
4. 327 Lavon Mercer, Georgia (1977-80)
5. 318 Steven Hill, Arkansas (2005-08)
6. 285 Robert Horry, Alabama (1989-92)
7. **279 Reginald Buckner, Ole Miss (2009-)**
8. 275 Sam Muldrow, South Carolina (2008-11)
9. 272 Dwayne Schintzius, Florida (1986-90)
10. 268 Jamaal Magloire, Kentucky (1997-2000)
11. 266 Roy Rogers, Alabama (1993-96)
12. 249 Brandon Wallace, South Carolina (2004-07)
13. 249 Erick Dampier, Mississippi State (1994-96)
14. 247 Charles Claxton, Georgia (1992-95)
15. 241 Mamadou N'diaye, Auburn (1997-2000)

**SCOUTING THE TIGERS**

Auburn enters the matchup with an 8-10 overall mark and a 2-3 record in league play after falling at Vanderbilt 73-61 on Wednesday. Rob Chubb had 14 points and eight rebounds while Frankie Sullivan added 14 points and Brian Greene Jr. 11 points in a losing effort. The Tigers have now dropped three SEC games in a row after winning their first two. Sullivan ranks second in the SEC in scoring behind Marshall Henderson at 17.2 ppg, while Cubb has posted 14.0 ppg and 9.0 rpg over his last four contests and leads the Tigers pulling down 7.8 rpg. Auburn is 6-4 at home this season and just 2-3 on the road.

**OLE MISS TAKES DOWN FIRST BIG EAST FOE**

**Ole Miss earned its first-ever home win over a Big East member school when the Rebels took down Rutgers.** The Rebels had previously beaten Louisville, South Florida and Temple at home, but none were members of the Big East at the time. Last year, Ole Miss knocked off Miami for its first home win versus an ACC opponent and defeated Penn State for its first-ever Big Ten road win.

**HOLLOWAY NAMED TO DIAMOND HEAD ALL-TOURNAMENT TEAM**

**Senior F Murphy Holloway was named to the Diamond Head Classic All-Tournament team after averaging 19.0 ppg and 11.7 rpg over three contests.** Holloway posted double-doubles to two games, including a 23-point, 13-rebound effort vs. San Francisco, and missed a third-straight double-double in the final game by just one rebound.

**HOLLOWAY NAMED SEC PLAYER OF THE WEEK**

Senior F **Murphy Holloway was named the SEC Player of the Week for Nov. 26** after averaging 19 points and 8.5 boards in a pair of wins over McNeese State and Lipscomb. He scored 15 points versus McNeese to become the 34th player in Rebel history to top 1,000-career points and posted a season-high 23 points and pulled down eight rebounds in just 24 minutes against Lipscomb. Holloway was a perfect 7-for-7 from the field against the Cowboys and shot 80.0 percent for the week to raise his SEC-best field goal percentage to 71.7 for the season.

**KENNEDY NOTCHES CAREER WIN 150**

With a victory over McNeese State, head coach **Andy Kennedy** notched his 150th career victory. Kennedy is 161-93 (.634 winning pct.) in his eighth season as a head coach.

**WE MUST PROTECT THIS BALL**

**Sophomore point guard Jarvis Summers has done a particularly great job of limiting turnovers this season, as he leads the SEC and ranks 11th in the nation in assist/turnover ratio at 3.2.** Summers has only committed 22 turnovers on the season compared to 70 assists.

**DEFENDING HOME COURT**

Winning at home has been a trademark of **Andy Kennedy's** squads since he took the reins in 2006-07. **Ole Miss is 95-18 (.841 win pct.) in games played at Tad Smith Coliseum during Kennedy's tenure**, including a 10-0 record this season. Ole Miss has won 226 of its last 276 games (.819 win pct.) in Oxford dating back to the 1995-96 campaign. The Rebels have an all-time record of 459-197 (.700 win pct.) at Tad Smith Coliseum, which opened in 1965-66.

**NON-CONFERENCE SUCCESS**

Ole Miss boasts an 86-23 record (.789 win pct.) against teams outside the SEC since **Andy Kennedy** took over in 2006-07, **including a 59-2 mark at home.** The Rebels are 11-2 versus non-conference foes this year.

**PRESEASON PROJECTIONS**

Ole Miss was predicted to finish seventh in the SEC in the preseason media poll. The league eliminated the East and West divisions for the 2011-12 season. Kentucky was tabbed league champion, followed by Florida, Missouri, Tennessee, Arkansas, Alabama and Ole Miss. Rounding out the predictions were Georgia, Texas A&M, Vanderbilt, LSU, Auburn, South Carolina and Mississippi State. **Athlon also tabbed Murphy Holloway to the national All-Underrated first team.**

**REBELS ADD INTERNATIONAL FLAVOR IN FALL SIGNING PERIOD**

Ole Miss added three international player during the fall signing period as Dwight Coleby (Bahamas), Janari Joesaar (Estonia) and Sebastian Saiz (Spain) all signed national letters of intent to join the Rebels for the 2013-14 academic year. Coleby transferred to the Piney Woody School (Miss.) last season and averaged 18 points and 12 boards a game. A Clarion-Ledger "Dandy Dozen" selection, he is rated the No. 18 center and No. 149 player in the nation by Rivals.com

**CAREER RECORDS WATCH**

**BLOCKED SHOTS**

1. **279 Reginald Buckner (113 games, 2010-)**
2. 180 Sean Murphy (117 games, 1988-91)
3. 132 Rahim Lockhart (123 games, 1998-2001)
4. 114 Johnnie Rogers (54 games, 1996-99)
5. 113 Terrance Henry (132 games, 2009-12)

**REBOUNDS**

1. 945 Walter Actwood (103 games, 1974-77)
2. **930 Murphy Holloway (113 games, 2009-)**
3. 828 Elston Turner (113 games, 1978-81)
4. 827 Joe Gibbon (86 games, 1954-57)
5. 826 John Stroud (110 games, 1977-80)
6. 780 Rahim Lockhart (123 games, 1998-2001)
7. 774 Dwayne Curtis (90 games, 2006-08)
8. 766 Justin Reed (122 games, 2001-04)

**FIELD GOAL PERCENTAGE**

1. .584 Dwayne Curtis (506-866, 2006-08)
2. .561 Rahim Lockhart (474-845, 1998-2001)
3. .560 Roger Stieg (350-624, 1980-83)
4. .554 Marcus Hicks (342-617, 1999-2000)
5. .5474 Carlos Clark (710-1297, 1980-83)
6. .5470 Fred Cox (448-819, 1972-74)
7. **.542 Murphy Holloway (514-948, 2009-)**

**STEALS**

1. 211 Jason Smith (118 games, 1996-99)
2. 179 Eric Laird (110 games, 1982-85)
3. 172 Jason Harrison (132 games, 1999-2002)
4. **166 Murphy Holloway (113 games, 2009-)**
5. 159 Gerald Glass (60 games, 1989-90)
6. 157 Joe Ayers (112 games, 1984-87)
7. 155 Elston Turner (113 games, 1978-81)
8. 154 Rod Barnes (103 games, 1985-88)
9. 148 Rahim Lockhart (123 games, 1998-2001)

**DOUBLE-DOUBLES**

1. 45 Joe Gibbon (86 games, 1954-57)
2. 37 Coolidge Ball (76 games, 1972-74)
3. 34 Dwayne Curtis (90 games, 2006-08)
4. **34 Murphy Holloway (113 games, 2009-)**
5. 32 Denver Brackeen (42 games, 1954-55)
6. 31 John Stroud (110 games, 1977-80)
7. 28 Ivan Richmann (67 games, 1958-60)
8. 27 Fred Cox (76 games, 1972-74)

**GAME LEADERS**

**LED TEAM IN PTS:**

Marshall Henderson... 12  
 Murphy Holloway ..... 5  
 Derrick Millinghaus ..... 1

**LED TEAM IN REBS:**

Murphy Holloway ..... 14  
 Reginald Buckner ..... 6

**LED TEAM IN ASSISTS:**

Jarvis Summer ..... 15  
 Derrick Millinghaus ..... 3  
 Marshall Henderson ..... 2  
 Nick Williams ..... 2  
 Murphy Holloway ..... 1  
 Martavious Newby ..... 1

**DOUBLE-FIGURE PTS:**

Murphy Holloway ..... 17  
 Marshall Henderson... 17  
 Reginald Buckner ..... 12  
 Nick Williams ..... 10  
 Jarvis Summers ..... 7  
 Derrick Millinghaus ..... 2  
 Aaron Jones ..... 1  
 Martavious Newby ..... 1  
 LaDarius White ..... 1

**DOUBLE-FIGURE REBS:**

Murphy Holloway ..... 10  
 Reginald Buckner ..... 8

**20-POINT GAMES:**

Marshall Henderson ..... 8  
 Murphy Holloway ..... 3

**30-POINT GAMES:**

Marshall Henderson ..... 1

**DOUBLE-DOUBLES:**

Murphy Holloway ..... 9  
 Reginald Buckner ..... 6

**HONORS AND AWARDS**

**Reginald Buckner:**

Preseason All-SEC 2nd Team (Coaches)  
 Half-Season All-SEC 1st Team  
 (CollegeHoopsDaily.com)

**Marshall Henderson:**

SEC Player of the Week (Jan. 21)

**Murphy Holloway:**

Preseason All-SEC 2nd Team (Coaches)  
 National All-Underated 1st Team (Athlon)  
 SEC Player of the Week (Nov. 26)  
 Half-Season All-SEC 1st Team  
 (CollegeHoopsDaily.com)

and played for the Jackson Tigers AAU squad last summer. The 6-9, 235-pound big man is also listed as the No. 160 player in the nation by 247Sports and the 17th-best center in the country by ESPN.com. A 6-7 wing, Joesaar joins the Rebels from Sunrise Christian Academy in Wichita, Kan. Before coming stateside, Joesaar averaged 12.3 points and 6.7 rebounds for the Estonia U-20 national team at the 2011 European Championships, after posting 12.3 points and 8.3 rebounds in 2010. A teammate of Joesaar at Sunrise Christian, Saiz was a member of the Spanish U-18 national team and averaged 6.6 points and 5.4 rebounds this year at the European Championships. The 6-9, 232-pound forward recorded a double-double with 12 points and 11 rebounds versus Lithuania and was rated one of the top prospects in Europe by EuroHoops Magazine.

**REBELS REACH 20 WINS ... AGAIN**

The Rebels reached 20 wins last year for the fifth time in the last six seasons under **Andy Kennedy**. Ole Miss had seven 20-win campaigns in the 96 seasons prior to Kennedy's arrival in Oxford. **He is just the sixth coach in SEC history to guide his teams to 20+ wins in five of his first six seasons.** The others: Joe. B. Hall (Kentucky), Don DeVoe (Tennessee), Rick Pitino (Kentucky), Tubby Smith (Kentucky) and Bruce Pearl (Tennessee).

**NEW ARENA ON THE HORIZON**

Plans are in place for Ole Miss Hoops to play in a brand new arena beginning in the 2015-16 season. The Forward Together capital campaign, launched in August 2011, seeks to raise \$150 million in support of a comprehensive initiative aimed at a new basketball facility and enhancements to Vaught-Hemingway Stadium and other athletics facilities. **The UMAA Foundation announced on Aug. 30 that the campaign has already reached the \$75 million mark.**

**GAME-BY-GAME STARTING LINEUPS (2012-13)**

Opponent	Result	PG	G	G/F	F	F/C
Mississippi Valley State	W, 93-57	Summers	Henderson	Williams	Holloway	Buckner
Coastal Carolina	W, 90-72	Millinghaus	Henderson	Williams	Holloway	Buckner
Arkansas-Little Rock	W, 92-52	Summers	Henderson	Williams	Holloway	Buckner
McNeese State	W, 76-50	Summers	Henderson	Williams	Holloway	Buckner
Lipscomb	W, 91-45	Summers	Henderson	Williams	Holloway	Buckner
Rutgers	W, 80-67	Summers	Henderson	Williams	Holloway	Buckner
at Middle Tennessee St.	L, 65-62	Summers	Henderson	Williams	Holloway	Buckner
ETSU	W, 77-55	Summers	Henderson	Williams	Holloway	Buckner
at Loyola Marymount	W, 73-70	Summers	Henderson	Williams	Holloway	Buckner
vs. Indiana State	Lot, 87-85	Summers	Henderson	Williams	Holloway	Buckner
vs. San Francisco	W, 85-78	Summers	Henderson	Williams	Holloway	Buckner
at Hawai'i	W, 81-66	Summers	Henderson	Williams	Holloway	Buckner
Fordham	W, 95-68	Summers	Henderson	White	Holloway	Buckner
at Tennessee	W, 92-74	Summers	Henderson	White	Jones	Buckner
Missouri	W, 64-49	Summers	Henderson	White	Holloway	Buckner
at Vanderbilt	Wot, 89-79	Summers	Henderson	White	Holloway	Buckner
Arkansas	W, 76-64	Summers	Henderson	White	Holloway	Buckner
Tennessee	W, 62-56	Summers	Henderson	White	Holloway	Buckner
at Auburn						
Kentucky						
at Florida						
Mississippi State						
at Missouri						
at Texas A&M						
Georgia						
at South Carolina						
Auburn						
Texas A&M						
at Mississippi State						
Alabama						
at LSU						
<b>TOTALS:</b>		<b>Summers (17)</b>	<b>Henderson (18)</b>	<b>Williams (12)</b>	<b>Holloway (17)</b>	<b>Buckner (18)</b>
		<b>Millinghaus (1)</b>		<b>White (6)</b>	<b>Jones (1)</b>	

LAST GAME

Game 18 | Jan. 24, 2013  
 Ole Miss 62, Tennessee 56  
 Oxford, Miss. | Tad Smith Coliseum

**NASHVILLE, Tenn. (AP)** - Junior Marshall Henderson torched the Volunteers for 28 points - including 24 in a dominant second half - as No. 23 Ole Miss rallied for a 62-56 victory over Tennessee on Thursday night at a raucous Tad Smith Coliseum.

Henderson is the Southeastern Conference's leading scorer with 18.9 points per game and he put on a show in the second half, making six 3-pointers to push the Rebels (16-2, 5-0 SEC) to their eighth consecutive victory.

Henderson scored 32 against the Volunteers just two weeks ago in a win in Knoxville, and Tennessee didn't have much more success in the second meeting. The high-energy, sometimes motor-mouthed sharpshooter can occasionally get underneath the skin of opponents. In the lead-up to Thursday's game, Tennessee made it clear stopping Henderson - and his theatrics - was the first priority.

Reginald Buckner added 10 points in a foul-filled game that made both teams go deep into the bench.

Tennessee (9-8, 1-4) led for much of the game - until Henderson got hot. Jordan McRae led the Volunteers with 26 points while Trae Golden added 11.

Official Basketball Box Score -- Game Totals -- Final Statistics  
 Tennessee vs Ole Miss  
 1/24/13 6 PM at Oxford, Miss./Tad Smith Coliseum

Tennessee 56 • 9-8, 1-4 SEC

#	Player	Total			Rebounds			PF	TP	A	TO	Blk	Stl	Min
		FG-FGA	3-Ptr	FT-FTA	Off	Def	Tot							
05	Stokes, Jamell	f	2-3	0-0	2-5	2	2	4	5	6	0	2	0	27
20	Hall, Kenny	f	3-6	0-0	2-3	2	4	6	4	8	0	1	0	35
01	Richardson, Josh	g	1-2	0-1	1-1	0	4	4	4	3	3	3	0	16
13	McBee, Skylar	g	0-2	0-2	0-0	0	0	0	2	0	0	0	0	11
52	McRae, Jordan	g	7-15	1-5	11-14	1	6	7	4	26	1	9	0	39
00	Makanjuola, Yemi	g	1-3	0-0	1-2	3	3	3	2	0	0	0	0	11
03	Reese, Derek	g	0-1	0-1	0-0	0	3	3	2	0	1	0	0	7
04	Moore, Armani	g	0-2	0-1	0-2	0	8	8	2	0	3	3	3	29
11	Golden, Trae	g	4-11	2-5	1-2	0	1	1	4	11	1	3	0	25
Team						4	1	5						
Totals			18-45	3-15	17-27	10	31	41	30	56	9	21	3	200
FG % 1st Half:		11-28	39.3%	2nd half:	7-17	41.2%	Game:		18-45	40.0%				
3FG % 1st Half:		1-10	10.0%	2nd half:	2-5	40.0%	Game:		3-15	20.0%	Deadball Rebounds 5			
FT % 1st Half:		2-3	66.7%	2nd half:	15-24	62.5%	Game:		17-27	63.0%				

Ole Miss 62 • 16-2, 5-0 SEC

#	Player	Total			Rebounds			PF	TP	A	TO	Blk	Stl	Min
		FG-FGA	3-Ptr	FT-FTA	Off	Def	Tot							
23	Buckner, Reginald	f	4-5	0-0	2-4	4	4	8	4	10	1	0	2	1
31	Holloway, Murphy	f	3-6	0-0	2-7	0	6	6	5	8	1	3	1	0
10	White, LaDarius	g	0-1	0-0	0-0	0	0	0	1	0	0	2	0	21
22	Henderson, Marshall	g	7-16	6-15	8-8	0	2	2	2	28	7	2	0	32
32	Summers, Jarvis	g	1-8	0-2	3-8	0	1	1	3	5	7	3	0	32
01	Newby, Martavious	g	0-0	0-0	0-0	0	0	0	3	0	0	0	0	3
03	Millinghaus, Derrick	g	0-2	0-0	2-2	0	0	0	1	2	3	0	0	8
20	Williams, Nick	g	3-8	1-3	0-0	1	1	2	4	7	2	0	0	1
25	Brutus, Terry	g	0-0	0-0	0-0	0	2	2	0	0	0	0	0	9
34	Jones, Aaron	g	0-3	0-0	2-4	1	3	4	0	2	0	1	3	18
Team						2	3	5						
Totals			18-49	7-20	19-33	8	22	30	23	62	15	11	6	7
FG % 1st Half:		4-23	17.4%	2nd half:	14-26	53.8%	Game:		18-49	36.7%				
3FG % 1st Half:		0-8	0.0%	2nd half:	7-12	58.3%	Game:		7-20	35.0%				
FT % 1st Half:		10-17	58.8%	2nd half:	9-16	56.3%	Game:		19-33	57.6%	Deadball Rebounds 6			

Officials: Ed Corbett, Ron Groover, Michael Stephens  
 Technical fouls: Tennessee-None. Ole Miss-None.  
 Attendance: 9206

Score by periods	1st	2nd	Total
Tennessee	25	31	56
Ole Miss	18	44	62

Last FG - UT 2nd-03:19, UM 2nd-03:40.  
 Largest lead - UT by 9 1st-06:43, UM by 6 2nd-00:04.

Points	In	Off	2nd	Fast	Bench
UT	24	6	7	2	13
UM	16	18	11	4	11

Score tied - 2 times.  
 Lead changed - 5 times.

LAST MEETING

Game 31 | March 8, 2012  
 Ole Miss 68, Auburn 54  
 New Orleans, La. | New Orleans Arena

**NEW ORLEANS, La. (AP)** - Nick Williams scored a career-high 22 points and led Ole Miss a 68-54 win over Auburn in Thursday's first round of the SEC Tournament at New Orleans Arena.

Williams, whose previous career-high was 21, was 9-of-14 shooting and drained four 3-pointers. Murphy Holloway added 13 points and 13 rebounds for the Rebels (19-12), who have won four straight.

Frankie Sullivan scored 15 points for Auburn (15-16), which lost for the fourth time in five games. Kenny Gabriel and Chris Denson each scored 11 points for the Tigers, who were plagued by poor shooting much of the game, finishing at 32.7 percent (18 of 55). Ole Miss shot 43.8 percent (21 of 48) and out-rebounded Auburn 45-31. Gabriel, who is Auburn's second-leading scorer, is averaging just over 12 points a game, was limited to only 13 minutes because of foul trouble.

Williams hit consecutive 3s during a 12-4 Ole Miss run early in the second half that was capped by Demarco Cox's tip-in and gave the Rebels their largest lead to that point at 42-30.

Auburn declined to fold, responding with an 11-3 run of its own that included fast-break baskets by Denson and Josh Wallace after Ole Miss turnovers.

Denson's free throw had the Tigers as close as 45-42 with 9:10 to go before Ole Miss started to pull away again with the help of five straight points by Williams on his fourth 3 of the game and another jumper.

Williams later added a baseline jumper and a driving baseline floater to push the Rebels' lead to 57-48, and Ole Miss retained control the rest of the way while Auburn missed a handful of 3s.

Official Basketball Box Score -- Game Totals -- Final Statistics  
 Auburn vs Ole Miss  
 03/08/12 6:30pm CT at SEC Men's Basketball Tourney-New Orleans



Auburn 54 • 15-16 (5-11)

#	Player	Total			Rebounds			PF	TP	A	TO	Blk	Stl	Min
		FG-FGA	3-Ptr	FT-FTA	Off	Def	Tot							
22	Gabriel, Kenny	f	4-9	3-8	0-0	0	0	0	5	11	0	2	2	0
45	Forbes, Adrian	f	1-4	0-0	2-4	5	3	8	3	4	1	1	1	1
41	Chubb, Rob	c	4-6	0-0	0-2	1	4	5	3	8	0	1	1	0
11	Wallace, Josh	g	1-5	0-0	0-0	1	1	2	4	2	4	2	0	29
23	Sullivan, Frankie	g	4-15	1-11	6-8	1	2	3	2	15	2	4	0	40-
03	Denson, Chris	g	3-9	0-0	5-6	3	1	4	3	11	2	2	0	0
15	Nevsmith, Tony	g	0-3	0-0	0-0	1	1	2	1	0	0	0	0	16
24	Rice, T.J.	g	0-0	0-0	0-0	0	0	0	0	0	0	0	0	0+
25	Drum, Jake	g	0-0	0-0	0-0	0	0	0	0	0	0	0	0	0+
32	Johnson, Noel	g	1-3	1-2	0-0	0	0	0	2	3	1	1	0	10
44	Spencer, Dylan	g	0-0	0-0	0-0	0	0	0	0	0	0	0	0	0+
50	Kouassi, Willy	g	0-1	0-0	0-0	1	3	4	1	0	0	0	0	14
Team						2	1	3						
Totals			18-55	5-21	13-20	15	16	31	24	54	10	13	4	7
FG % 1st Half:		9-25	36.0%	2nd half:	9-30	30.0%	Game:		18-55	32.7%				
3FG % 1st Half:		2-8	25.0%	2nd half:	3-13	23.1%	Game:		5-21	23.8%	Deadball Rebounds 2			
FT % 1st Half:		3-5	60.0%	2nd half:	10-15	66.7%	Game:		13-20	65.0%				

Ole Miss 68 • 19-12 (8-8)

#	Player	Total			Rebounds			PF	TP	A	TO	Blk	Stl	Min
		FG-FGA	3-Ptr	FT-FTA	Off	Def	Tot							
01	Henry, Terrance	f	1-5	0-2	4-4	2	2	4	5	6	3	4	3	1
23	Buckner, Reginald	f	2-3	0-0	2-6	3	4	7	2	6	1	1	1	1
31	Holloway, Murphy	f	4-12	0-1	5-9	6	7	13	0	13	3	2	1	2
20	Williams, Nick	g	9-14	4-8	0-0	1	4	5	1	22	1	2	0	0
32	Summers, Jarvis	g	3-8	1-2	5-7	0	3	3	3	12	3	7	0	2
04	Cox, Demarco	g	1-1	0-0	2-2	3	1	4	0	4	0	0	0	10
10	White, LaDarius	g	0-4	0-3	3-4	1	3	4	3	3	1	1	0	0
12	Aniefiok, Maurice	g	0-0	0-0	0-0	0	0	0	1	0	0	1	0	0
34	Jones, Aaron	g	1-1	0-0	0-0	2	2	4	1	2	1	0	0	7
Team						1	0	1						
Totals			21-48	5-16	21-32	19	26	45	16	68	13	18	5	6
FG % 1st Half:		9-25	36.0%	2nd half:	12-23	52.2%	Game:		21-48	43.8%				
3FG % 1st Half:		2-9	22.2%	2nd half:	3-7	42.9%	Game:		5-16	31.3%	Deadball Rebounds 3,1			
FT % 1st Half:		8-15	53.3%	2nd half:	13-17	76.5%	Game:		21-32	65.6%				

Officials: Anthony Jordan, Antinio Petty, Pat Evans  
 Technical fouls: Auburn-None. Ole Miss-None.  
 Attendance:

Score by periods	1st	2nd	Total
Auburn	23	31	54
Ole Miss	28	40	68

Points	In	Off	2nd	Fast	Bench
AU	24	15	9	8	14
UM	28	13	19	0	9

Last FG - AU 2nd-02:39, UM 2nd-00:24.  
 Largest lead - AU by 3 1st-18:12, UM by 14 2nd-00:24.

Score tied - 4 times.  
 Lead changed - 3 times.

**THE LAST TIME**

**An Ole Miss team...**

Scored 100+ points at home . . . . . 100 vs. Alcorn State (Dec. 30, 2010)  
 Scored 100+ points on the road. . . . . 104 at Mississippi State (4ot) (Jan. 24, 1990)  
 Scored 100+ points and lost . . . . . 104 at Mississippi State (4ot) (Jan. 24, 1990)  
 Scored 110+ points . . . . . 111 vs. Prairie View (Dec. 29, 1998)  
 Scored 50 points or less . . . . . 50 vs. SMU (Jan. 3, 2012)  
 Scored 40 points or less . . . . . 40 at Kentucky (Feb. 22, 2006)  
 Scored 50 or less and won . . . . . 50-48 vs. SMU (Jan. 3, 2012)  
 Held opponent to 50 or less . . . . . 49 vs. Missouri (Jan. 12, 2013)

Won an overtime game . . . . . 89-79 at Vanderbilt (Jan. 15, 2012)  
 Lost an overtime game . . . . . 87-85 vs. Indiana State (Dec. 22, 2012)  
 Won a double overtime game. . . . . 90-87 vs. Texas Tech (Mar. 23, 2010)  
 Lost a double overtime game . . . . . 69-67 at Alabama (Feb. 4, 2012)  
 Played a triple overtime game . . . . . Never Happened  
 Played a four-overtime game. . . . . at Mississippi State (Jan. 24, 1990)

Made 10+ three-point field goals . . . . . 10 vs. ETSU (Dec. 14, 2012)  
 Allowed 10+ three-point field goals. . . . . 17 at Vanderbilt (Jan. 15, 2012)

Had 20+ rebound margin. . . . . 22 vs. Arkansas (Jan. 11, 2012)  
 Had 25+ rebound margin. . . . . 25 vs. Florida A&M (Dec. 22, 2008)  
 Had 50+ rebounds . . . . . 55 vs. Mississippi Valley State (Nov. 9, 2012)  
 Had 60+ rebounds . . . . . 64 vs. Troy (Nov. 27, 2007)  
 Had two players with 10+ rebounds . . . . . vs. Arkansas (Jan. 19, 2013)  
 . . . . . Murphy Holloway (11) and Reginald Buckner (10)

Attempted 30+ free throws. . . . . 33 vs. Tennessee (Jan. 24, 2013)  
 Attempted 40+ free throws. . . . . 44 at Tennessee (Jan. 9, 2013)  
 Attempted 50+ free throws. . . . . 52 at Arkansas (Jan. 9, 1999)  
 Made 25+ free throws . . . . . 38 at Tennessee (Jan. 9, 2013)  
 Made 30+ free throws . . . . . 38 at Tennessee (Jan. 9, 2013)  
 Made 35+ free throws . . . . . 38 at Tennessee (Jan. 9, 2013)  
 Shot 90% or better from FT line . . . . . 92.9%, 13-14, at Arkansas (Feb. 5, 2011)

Had 20+ assists . . . . . 22 vs. Illinois State (Mar. 14, 2012)  
 Had 25+ assists . . . . . 32 vs. Centenary (Dec. 19, 2009)  
 Had 30+ assists . . . . . 32 vs. Centenary (Dec. 19, 2009)

Had 25+ turnovers. . . . . 26 vs. Southern Utah (Nov. 18, 2005)  
 Forced 25+ turnovers. . . . . 26 vs. Lipscomb (Nov. 23, 2012)  
 Forced 30+ turnovers. . . . . 31 vs. Louisiana-Monroe (Nov. 24, 2007)

Had 15+ steals . . . . . 20 vs. Lipscomb (Nov. 23, 2012)  
 Had 20+ steals . . . . . 20 vs. Lipscomb (Nov. 23, 2012)

Blocked 5+ shots . . . . . 6 vs. Tennessee (Jan. 24, 2013)  
 Blocked 10+ shots . . . . . 10 vs. Arkansas-Little Rock (Nov. 16, 2012)

Beat a ranked team. . . . . 64-49 vs. #10/12 Missouri (Jan. 12, 2013)  
 Beat a ranked team on the road . . . . . 67-57 at #23 LSU (Jan. 18, 2003)

Kept every opposing player out of double figures . . . . . vs. UL-Monroe (Nov. 11, 2011)  
 Had all five starters score in double figures. . . . . vs. Auburn (Feb. 4, 2009)  
 Had five players score in double figures . . . . . vs. Arkansas (Jan. 19, 2013)  
 Had no players score in double figures . . . . . at LSU (Jan. 7, 2012)

Overcame a 5-point+ halftime deficit to win. . . . . 7 vs. Tennessee (Jan. 24, 2013)  
 Overcame a 10-point+ halftime deficit to win . . . . . 10 at Arkansas (March 6, 2010)

**An Ole Miss player...**

Scored 20+ points . . . . . 28, Marshall Henderson vs. Tennessee (Jan. 24, 2012)  
 Scored 30+ points . . . . . 32, Marshall Henderson at Tennessee (Jan. 9, 2013)  
 Scored 40+ points . . . . . 53, Gerald Glass vs. LSU (Mar. 4, 1989)

Made 5+ 3-pointers . . . . . 6, Marshall Henderson vs. Tennessee (Jan. 24, 2013)  
 Attempted 10+ 3-pointers . . . . . 15, Marshall Henderson vs. Tennessee (Jan. 24, 2013)  
 Attempted 15+ 3-pointers . . . . . 15, Marshall Henderson vs. Tennessee (Jan. 24, 2013)

Had a double-double . . . . . vs. Arkansas (Jan. 19, 2013)  
 . . . . . Reginald Buckner, 10 pts & 10 rebs/Murphy Holloway, 15 pts & 11 rebs  
 Had a double-double in 2 straight games . . . . . Reginald Buckner (1/15/13, 1/19/13)  
 Had a double-double in 3 straight games . . . . . Murphy Holloway (12/19/12-12/23/12)  
 Had a double-double in 4 straight games . . . . . Dwayne Curtis (1/6/07-1/17/07)  
 Had a double-double in 7 straight games . . . . . Rahim Lockhart (11/19/99-12/4/99)  
 Had 10+ double-doubles in a season . . . . . 11, Murphy Holloway - 2011-12 season

Had 20+ points and 20+ rebounds . . . . . Walter Actwood, 22 pts/22 rebs  
 . . . . . vs. ISU-Evansville (Dec. 1, 1975)

Had 15+ rebounds . . . . . 15, Reginald Buckner at Tennessee (Jan. 9, 2013)  
 Had 20+ rebounds . . . . . 20, Murphy Holloway vs. Auburn (Feb. 24, 2010)  
 Had 10+ offensive rebounds. . . . . 10, Dwayne Curtis vs. Auburn (Feb. 25, 2006)  
 Had 10+ defensive rebounds . . . . . 11, Reginald Buckner at Tennessee (Jan. 9, 2013)

Had 10+ assists . . . . . 12, Jarvis Summers vs. Illinois State (Mar. 14, 2012)  
 Had 15+ assists . . . . . 15, Sean Tuohy vs. Auburn (Jan. 26, 1980)

Had 5+ blocks . . . . . 6, Reginald Buckner vs. Fordham (Jan. 4, 2013)  
 Had 8+ blocks . . . . . 8, Reginald Buckner at Arkansas (Feb. 5, 2011)

Had 5+ steals . . . . . 5, Marshall Henderson vs. Arkansas (Jan. 19, 2013)  
 Had 8+ steals . . . . . 8, Gerald Glass vs. Christian Bros. (Nov. 25, 1988)

Made 10+ free throws . . . . . 13, Marshall Henderson at Tennessee (Jan. 9, 2013)  
 Made 15+ free throws . . . . . 16, Ansu Sesay vs. Auburn (Jan. 31, 1998)  
 Attempted 10+ free throws. . . . . 14, Marshall Henderson at Tennessee (Jan. 9, 2013)  
 Attempted 15+ free throws. . . . . 15, Chris Warren vs. UTEP (Dec. 16, 2009)  
 Attempted 20+ free throws. . . . . 20, Ansu Sesay vs. Arkansas (Feb. 18, 1995)

Shot 100% from the floor (min. 5) . . . . . Murphy Holloway, 7-7, and Reginald Buckner, 6-6,  
 . . . . . vs. McNeese State (Nov. 20, 2012)

Played 40+ minutes . . . . . 41, Marshall Henderson at Vanderbilt (Jan. 15, 2012)

Fouled out . . . . . Murphy Holloway vs. Tennessee (Jan. 24, 2013)

UPDATED CAREER HIGHS

**#1  
MARTAVIOUS NEWBY**

**POINTS**  
11 vs. Mississippi Valley State (11/9/12)

**REBOUNDS**  
8 vs. Mississippi Valley State (11/9/12)

**FIELD GOALS**  
4 vs. Mississippi Valley State (11/9/12)

**FREE THROWS**  
7 vs. Lipscomb (11/23/12)

**THREE-POINTERS**  
None

**ASSISTS**  
6 vs. ETSU (12/14/12)

**STEALS**  
6 vs. Lipscomb (11/23/12)

**BLOCKS**  
1 vs. Mississippi Valley State (11/9/12)

**#3  
DERRICK MILLINGHAUS**

**POINTS**  
19 vs. Arkansas-Little Rock (11/16/12)

**REBOUNDS**  
5 vs. Indiana State (12/22/12)

**FIELD GOALS**  
5 , 2x, last vs. Fordham (1/4/13)

**FREE THROWS**  
9 vs. Arkansas-Little Rock (11/16/12)

**THREE-POINTERS**  
3 vs. Fordham (1/4/13)

**ASSISTS**  
5 vs. Arkansas-Little Rock (11/16/12)

**STEALS**  
3, 2x, last vs. ETSU (12/14/12)

**BLOCKS**  
None

**#4  
DEMARCO COX**

**POINTS**  
11 vs. Alcorn State (12/30/10)

**REBOUNDS**  
10 vs. Alcorn State (12/30/10)

**FIELD GOALS**  
5 vs. Miss. Valley State (12/13/10)

**FREE THROWS**  
3, 3x, last vs. LSU (2/25/12)

**THREE-POINTERS**  
None

**ASSISTS**  
2 vs. Grambling (11/14/11)

**STEALS**  
2, 4x, last vs. Lipscomb (11/23/12)

**BLOCKS**  
3 vs. Alcorn State (12/30/10)

**#10  
LaDARIUS WHITE**

**POINTS**  
25 vs. Illinois State (3/14/12)

**REBOUNDS**  
7 vs. Mississippi Valley State (11/9/12)

**FIELD GOALS**  
10 vs. Illinois State (3/14/12)

**FREE THROWS**  
4, twice, last vs. SMU (1/3/12)

**THREE-POINTERS**  
4, twice, last vs. Illinois State (3/14/12)

**ASSISTS**  
4 vs. Mississippi Valley State (12/10/11)

**STEALS**  
3 vs. Middle Tennessee (12/21/11)

**BLOCKS**  
2 vs. Mississippi Valley State (12/10/11)

**#13  
ANTHONY PEREZ**

**POINTS**  
9, 2x, last vs. Lipscomb (11/23/12)

**REBOUNDS**  
4, 2x, last vs. Lipscomb (11/23/12)

**FIELD GOALS**  
3 vs. Mississippi Valley State (11/9/12)

**FREE THROWS**  
5 vs. Lipscomb (11/23/12)

**THREE-POINTERS**  
1, 3x, last at Vanderbilt (1/15/13)

**ASSISTS**  
2, 2x, last vs. McNeese State (11/20/12)

**STEALS**  
1, 2x, last vs. ETSU (12/14/12)

**BLOCKS**  
1, 3x, last vs. Lipscomb (11/23/12)

**#20  
NICK WILLIAMS**

**POINTS**  
22 vs. Auburn (3/8/12)

**REBOUNDS**  
8, 4x, last vs. Arkansas (1/11/12)

**FIELD GOALS**  
9 vs. Auburn (3/8/12)

**FREE THROWS**  
7 vs. Mississippi State (1/18/12)

**THREE-POINTERS**  
4, 3x, last vs. San Francisco (12/23/12)

**ASSISTS**  
5, 2x, last at Penn State (12/4/11)

**STEALS**  
3, 4x, last vs. Missouri (1/12/13)

**BLOCKS**  
1, 6x, last vs. UALR (11/16/12)

**#22  
MARSHALL HENDERSON**

**POINTS**  
32 at Tennessee (1/9/13)

**REBOUNDS**  
7 vs. Lipscomb (11/23/12)

**FIELD GOALS**  
10 vs. Indiana State (12/22/12)

**FREE THROWS**  
13 at Tennessee (1/9/13)

**THREE-POINTERS**  
7 vs. Indiana State (12/22/12)

**ASSISTS**  
5 vs. Lipscomb (11/23/12)

**STEALS**  
5 vs. Arkansas (1/19/13)

**BLOCKS**  
1 vs. Arkansas (1/19/13)

**#23  
REGINALD BUCKNER**

**POINTS**  
19 vs. Mississippi State (1/18/12)

**REBOUNDS**  
16 at Southern Miss (12/17/11)

**FIELD GOALS**  
8, 3x, last vs. Indiana State (12/22/12)

**FREE THROWS**  
7 at Tennessee (1/9/13)

**THREE-POINTERS**  
1, 2x, last at Arkansas (2/5/11)

**ASSISTS**  
3 vs. Auburn (2/11/12)

**STEALS**  
4 vs. Mississippi Valley State (11/9/12)

**BLOCKS**  
8 at Arkansas (2/5/11)

**#25  
TERRY BRUTUS**

**POINTS**  
6 vs. Mississippi Valley State (11/9/12)

**REBOUNDS**  
3 at Tennessee (1/9/13)

**FIELD GOALS**  
3 vs. Mississippi Valley State (11/9/12)

**FREE THROWS**  
None

**THREE-POINTERS**  
None

**ASSISTS**  
None

**STEALS**  
1, 2x, last vs. UALR (11/16/12)

**BLOCKS**  
None

**#31  
MURPHY HOLLOWAY**

**POINTS**  
26 vs. Indiana (11/19/09)

**REBOUNDS**  
20 vs. Auburn (2/24/10)

**FIELD GOALS**  
12 vs. Indiana (11/19/09)

**FREE THROWS**  
7 at Tennessee (1/9/13)

**THREE-POINTERS**  
1 vs. Lipscomb (11/23/12)

**ASSISTS**  
4, 3x, last vs. Rutgers (12/1/12)

**STEALS**  
6 vs. Arkansas (3/6/10)

**BLOCKS**  
3 vs. Arkansas (3/6/10)

**#32  
JARVIS SUMMERS**

**POINTS**  
27 at Penn State (12/4/11)

**REBOUNDS**  
5, 4x, last vs. Tennessee (3/9/12)

**FIELD GOALS**  
10 at Penn State (12/4/11)

**FREE THROWS**  
8, 2x, last vs. Missouri (1/12/13)

**THREE-POINTERS**  
4, 2x, last at Auburn (1/14/12)

**ASSISTS**  
12 vs. Illinois State (3/14/12)

**STEALS**  
4 at Loyola Marymount (12/19/12)

**BLOCKS**  
1, 4x, last vs. ETSU (12/14/12)

**#34  
AARON JONES**

**POINTS**  
10, 3x, last at Hawai'i (Dec. 23, 2012)

**REBOUNDS**  
8 vs. McNeese State (11/20/12)

**FIELD GOALS**  
5 vs. Grambling (11/14/11)

**FREE THROWS**  
2, 3x, last at Hawai'i (Dec. 23, 2012)

**THREE-POINTERS**  
None

**ASSISTS**  
3 vs. McNeese State (11/20/12)

**STEALS**  
3, 2x, last vs. Lipscomb (11/23/12)

**BLOCKS**  
5 vs. Arkansas-Little Rock (11/16/12)

**GAME-BY-GAME STATS**

<b>OPPONENT</b>	<b>1H-2H-F</b>	<b>FG-FGA</b>	<b>PCT</b>	<b>3P-3PA</b>	<b>PCT</b>	<b>FT-FTA</b>	<b>PCT</b>	<b>OF-DF-TotRb</b>	<b>A</b>	<b>TO</b>	<b>BLK</b>	<b>ST</b>
Mississippi Valley State	21-36-57	19-59	.322	5-21	.238	14-24	.583	15-28-43	7	23	1	6
at OLE MISS	44-49-93	31-78	.397	6-27	.222	25-39	.641	24-30-54	14	11	8	13
Coastal Carolina	39-33-72	26-62	.419	6-16	.375	14-22	.636	15-24-39	17	19	3	6
at OLE MISS	36-54-90	33-65	.508	9-27	.333	15-25	.600	12-22-34	19	11	3	9
UALR	33-19-52	19-64	.297	6-23	.261	8-15	.533	17-17-34	7	20	3	7
at OLE MISS	47-57-92	33-63	.524	6-18	.333	20-27	.741	13-34-47	13	15	10	9
McNeese State	30-20-50	20-59	.339	1-12	.083	9-11	.818	15-16-31	8	20	1	12
at OLE MISS	39-37-76	31-66	.470	3-14	.214	11-13	.846	21-26-47	14	14	3	10
Lipscomb	22-23-45	12-49	.245	2-17	.118	19-29	.655	8-30-38	8	26	2	3
at OLE MISS	43-48-91	30-69	.435	8-32	.250	23-33	.697	12-31-43	19	9	9	20
Rutgers	36-31-67	22-54	.407	5-16	.313	18-26	.692	7-34-41	14	14	2	6
at OLE MISS	32-48-80	28-64	.438	7-23	.304	17-39	.436	16-26-42	18	8	3	6
Ole Miss	29-33-62	22-52	.423	5-21	.238	13-16	.813	10-25-35	7	18	4	6
at MTSU	33-32-35	25-54	.444	5-15	.333	12-19	.632	8-22-30	10	14	5	10
ETSU	22-33-55	18-55	.327	5-22	.227	14-24	.583	14-26-40	8	22	2	9
at OLE MISS	33-44-77	28-64	.438	10-28	.357	11-18	.611	16-27-43	17	18	9	13
Ole Miss	44-29-73	28-66	.424	8-19	.421	9-15	.600	12-29-41	16	12	5	8
at LOYOLA MARYMOUNT	33-37-70	26-59	.441	5-14	.537	13-20	.650	10-29-39	14	17	1	6
Ole Miss	33-42-10-85	34-83	.410	10-31	.323	7-13	.538	18-28-46	11	7	6	9
vs INDIANA STATE	44-31-12-87	30-70	.429	9-22	.409	18-24	.750	14-31-45	16	13	3	3
Ole Miss	33-52-85	26-57	.456	9-19	.474	24-30	.800	10-23-33	5	14	4	6
vs SAN FRANCISCO	38-40-78	28-55	.509	7-22	.318	15-19	.789	5-22-27	14	14	0	2
Ole Miss	29-52-81	27-61	.443	7-20	.350	20-25	.800	12-20-32	15	8	7	8
at HAWAI'I	30-36-66	24-61	.393	2-16	.125	16-20	.800	15-26-41	13	15	5	2
Fordham	35-33-68	26-67	.388	7-25	.280	9-12	.750	19-19-38	15	22	3	7
at OLE MISS	46-49-95	33-66	.500	7-16	.438	22-27	.815	16-23-39	13	13	8	12
Ole Miss	38-54-92	25-58	.431	4-15	.267	38-44	.864	14-33-47	9	11	5	6
at TENNESSEE	30-44-74	25-65	.385	7-26	.269	17-26	.654	9-23-32	11	8	2	6
Missouri	22-17-49	21-57	.368	2-18	.111	5-6	.833	11-25-36	9	19	4	6
at OLE MISS	31-33-64	22-56	.393	5-18	.278	15-20	.750	11-26-37	9	12	4	13
Ole Miss	40-38-11-89	32-62	.516	6-18	.333	19-27	.704	12-26-38	9	10	4	6
at VANDERBILT	41-37-1-79	26-58	.448	17-40	.425	10-23	.435	11-24-35	20	12	1	5
Arkansas	26-38-64	26-66	.394	5-19	.263	7-12	.583	15-27-42	17	19	7	8
at OLE MISS	34-42-76	28-70	.400	6-20	.300	14-23	.609	18-28-46	15	16	6	11

**GAME-BY-GAME STATS**

<b>OPPONENT</b>	<b>1H-2H-F</b>	<b>FG-FGA</b>	<b>PCT</b>	<b>3P-3PA</b>	<b>PCT</b>	<b>FT-FTA</b>	<b>PCT</b>	<b>OF-DF-TotRb</b>	<b>A</b>	<b>TO</b>	<b>BLK</b>	<b>ST</b>
Tennessee	25-31-56	18-45	.400	3-15	.200	17-27	.630	10-31-41	9	21	3	3
at OLE MISS	18-44-62	18-49	.367	7-20	.350	19-33	.576	8-22-30	15	11	6	7

GAME-BY-GAME RECAPS

Game 1 | Nov. 9, 2012  
Ole Miss 93, Mississippi Valley State 57  
Oxford, Miss. | Tad Smith Coliseum

**OXFORD, Miss.** - Junior Marshall Henderson hit five three-pointers and poured in a game-high 22 points and senior Murphy Holloway collected his 26th career double-double, as Ole Miss raced pasted Mississippi Valley State 93-57 in the season opener on Friday night.

Holloway finished with 15 points and added 11 boards to give him 754 rebounds for his career and move him into a tie with Coolidge Ball for eighth on the Ole Miss career list. Freshman Martavious Newby added 11 points and eight rebounds, while senior Reginald Buckner added 10 points, four steals and three blocks for the Rebels (1-0).

Mississippi Valley State (0-1) was led by Davon Usher with 19 points and six assists. The Delta Devils struggled from the field, managing only 32.2 percent (19 of 59), including 10 consecutive misses from three-point range in the first half.

Ole Miss shot 39.7 percent (31 of 78) from the field, but had a decisive edge from the free throw line, hitting 64 percent (25 of 39). The Rebels out rebounded Mississippi Valley State 53-44 and forced 23 turnovers.

The Rebels led 44-21 at the halftime. Henderson led the first half with 13 points. Holloway added seven rebounds in the first half.

Official Basketball Box Score -- Game Totals -- Final Statistics  
MVSU vs UM  
11/9/12 8:30 at Oxford, Miss. (Tad Smith Coliseum)

MVSU 57 • 0-1

##	Player	FG-FGA	3-Ptr	FT-FTA	Rebounds			PF	TP	A	TO	Blk	Stl	Min
					Off	Def	Tot							
00	Usher, Davon	f 5-17	2-8	7-8	1	5	6	3	19	0	4	0	0	36
21	Brandt, Nate	f 1-10	0-4	0-1	1	1	2	3	2	1	3	0	0	29
22	Ralling, Blake	f 1-3	0-1	0-0	1	2	3	4	2	0	1	0	0	16
42	Holley, Montreal	c 0-1	0-0	0-0	0	1	1	2	0	0	1	0	1	14
03	Marshall, Darryl	g 2-4	1-2	2-2	1	3	4	2	7	3	4	0	0	25
01	Smith, Matt	2-7	0-0	2-7	6	5	11	4	6	1	5	0	3	27
11	Dobbs, Cameron	3-8	2-5	0-0	0	0	0	0	8	0	0	0	0	11
12	Samuels, Cordarius	0-0	0-0	1-2	0	0	0	1	1	0	1	0	0	2
13	Henry, Cortland	0-0	0-0	0-0	0	0	0	2	0	0	0	0	0	3
24	Framery, Arthur	0-0	0-0	0-0	0	0	0	1	0	0	0	0	0	3
25	Tomlin, Darius	2-4	0-0	1-2	0	0	0	1	5	2	2	0	2	13
31	Francis, Julius	3-5	0-0	1-2	1	5	6	3	7	0	2	1	0	21
Team					4	6	10	1						
Totals		19-59	5-21	14-24	15	28	43	27	57	7	23	1	6	200

FG % 1st Half:	6-28	21.4%	2nd half:	13-31	41.9%	Game:	19-59	32.2%	Deadball Rebounds	5
3FG % 1st Half:	0-10	0.0%	2nd half:	5-11	45.5%	Game:	5-21	23.8%		
FT % 1st Half:	9-15	60.0%	2nd half:	5-9	55.6%	Game:	14-24	58.3%		

UM 93 • 1-0

##	Player	FG-FGA	3-Ptr	FT-FTA	Rebounds			PF	TP	A	TO	Blk	Stl	Min
					Off	Def	Tot							
23	Buckner, Reginald	f 3-4	0-0	4-6	2	3	5	2	10	1	1	3	4	27
31	Holloway, Murphy	f 6-10	0-0	3-6	4	7	11	2	15	2	3	0	1	23
20	Williams, Nick	g 1-6	0-1	2-2	0	2	2	0	4	3	1	0	1	20
22	Henderson, Marshall	g 6-12	5-11	5-6	0	1	1	0	22	1	1	0	2	23
32	Summers, Jarvis	g 1-2	0-1	1-2	0	1	1	4	3	1	0	1	0	17
01	Newby, Martavious	4-12	0-3	3-3	5	3	8	2	11	2	2	1	0	15
03	Millinghaus, Derrick	1-9	0-3	4-8	1	1	2	2	6	3	2	0	3	22
05	Peeper, Cade	0-0	0-0	0-0	0	0	0	1	0	0	0	0	0	1
10	White, LaDarius	0-5	0-3	1-2	1	6	7	2	1	1	0	1	1	17
13	Perez, Anthony	3-8	1-4	2-2	1	1	2	2	9	0	0	1	0	18
24	Norman, Will	1-1	0-0	0-1	1	1	2	1	2	0	0	0	0	2
25	Brutus, Terry	3-6	0-0	0-1	2	0	2	0	6	0	0	0	1	10
34	Jones, Aaron	2-3	0-1	0-0	3	1	4	2	4	0	1	1	0	5
Team					4	3	7							
Totals		31-78	6-27	25-39	24	30	54	20	93	14	11	8	13	200

FG % 1st Half:	14-34	41.2%	2nd half:	17-44	38.6%	Game:	31-78	39.7%	Deadball Rebounds	9
3FG % 1st Half:	3-12	25.0%	2nd half:	3-15	20.0%	Game:	6-27	22.2%		
FT % 1st Half:	13-16	81.3%	2nd half:	12-23	52.2%	Game:	25-39	64.1%		

Officials: Bruce Benedict, Tim Gattis, Carlos Gonzalez  
Technical fouls: MVSU-TEAM. UM-None.  
Attendance: 4992

Score by periods	1st	2nd	Total
MVSU	21	36	57
UM	44	49	93

Game 2 | Nov. 13, 2012  
Ole Miss 90, Coastal Carolina 72  
Oxford, Miss. | Tad Smith Coliseum

**OXFORD, Miss.** - Junior Marshall Henderson scored a game-high 27 points and Ole Miss outscored Coastal Carolina 54-33 in the second half as the Rebels downed the Chanticleers 90-72 on Tuesday night.

The Hurst, Texas guard posted his second straight 20-plus point game to begin his Rebel career, hitting 6 of 13 from beyond the three-point arc. Henderson has averaged 24.5 points per game in his first two games.

Senior Murphy Holloway added 15 points and 12 rebounds for his second straight double-double, and the 27th of his career, tying him for seventh all-time with Fred Cox in school history. Holloway's 12 rebounds also moved him into a tie for seventh all-time in school history with Rebel great Justin Reed at 766 career boards.

The Rebels shot 50.8 percent from the field, 56.3 percent in the second half, led by Jarvis Summers and Aaron Jones, who shot a combined 7 for 8 from the field in the second half. Jones had 10 points and four rebounds, while senior guard Nick Williams added 11 points.

The Rebels trailed 36-39 at halftime, but came out shooting led by Henderson's 14 second-half points, to coast to the 18-point victory. The Rebel defense stepped up as well, holding Coastal Carolina to 35.5% shooting from the field in the second half.

The Chanticleers were led by Anthony Raffa's 20 points and Michel Enanga's 10 points and 12 rebounds.

Official Basketball Box Score -- Game Totals -- Final Statistics  
Coastal Carolina vs UM  
11/13/12 7:05 PM at Oxford, Miss./Tad Smith Coliseum

Coastal Carolina 72 • 1-1

##	Player	FG-FGA	3-Ptr	FT-FTA	Rebounds			PF	TP	A	TO	Blk	Stl	Min
					Off	Def	Tot							
11	NDIEGUENE, El Hadji	f 3-7	0-0	0-0	1	6	7	1	6	0	1	1	1	28
12	ENANGA, Michel	f 3-10	1-4	3-5	5	7	12	5	10	7	3	0	2	29
00	GILLIS, Warren	g 5-9	0-0	4-5	1	3	4	1	14	2	2	1	0	28
02	RAFFA, Anthony	g 6-15	2-7	4-6	2	2	4	4	18	3	1	1	2	34
55	GREENWOOD, Kierre	g 4-12	1-1	0-0	2	1	3	3	9	4	5	0	1	33
10	ASHFORD, Charles	0-1	0-0	0-0	0	1	1	1	0	1	3	0	0	8
13	LESKOVIC, Uros	0-0	0-0	0-0	0	0	0	1	0	0	0	0	0	1
20	DANIEL, Justin	0-0	0-0	1-4	1	0	1	0	1	0	1	0	0	5
21	CURTIS, Tristian	1-1	0-0	2-2	1	0	1	0	4	0	0	0	0	11
23	DIAGNE, Badou	4-7	2-4	0-0	1	3	4	4	10	0	3	0	0	23
Team					1	1	2							
Totals		26-62	6-16	14-22	15	24	39	20	72	17	19	3	6	200

FG % 1st Half:	15-31	48.4%	2nd half:	11-31	35.5%	Game:	26-62	41.9%	Deadball Rebounds	6,1
3FG % 1st Half:	4-7	57.1%	2nd half:	2-9	22.2%	Game:	6-16	37.5%		
FT % 1st Half:	5-8	62.5%	2nd half:	9-14	64.3%	Game:	14-22	63.6%		

UM 90 • 2-0

##	Player	FG-FGA	3-Ptr	FT-FTA	Rebounds			PF	TP	A	TO	Blk	Stl	Min
					Off	Def	Tot							
23	Buckner, Reginald	f 2-3	0-0	2-3	1	1	2	5	6	1	2	1	1	17
31	Holloway, Murphy	f 6-7	0-0	3-9	4	8	12	2	15	2	3	0	2	28
03	Millinghaus, Derrick	g 0-4	0-1	4-4	0	2	2	3	4	1	1	0	2	16
20	Williams, Nick	g 4-9	2-5	1-2	0	2	2	0	11	3	0	0	0	22
22	Henderson, Marshall	g 8-17	6-13	5-5	0	2	2	2	27	4	2	0	2	29
01	Newby, Martavious	3-5	0-2	0-0	0	0	0	0	6	1	0	0	2	12
10	White, LaDarius	0-3	0-1	0-0	1	0	1	0	0	0	1	1	0	10
13	Perez, Anthony	1-3	0-2	0-0	1	0	1	1	2	1	1	0	0	14
25	Brutus, Terry	0-1	0-0	0-0	1	0	1	2	0	0	1	0	0	3
32	Summers, Jarvis	4-6	1-3	0-2	0	0	0	1	9	6	0	0	0	24
34	Jones, Aaron	5-7	0-0	0-0	2	2	4	2	10	0	0	1	0	25
Team					2	5	7							
Totals		33-65	9-27	15-25	12	22	34	18	90	19	11	3	9	200

FG % 1st Half:	15-33	45.5%	2nd half:	18-32	56.3%	Game:	33-65	50.8%	Deadball Rebounds	5,1
3FG % 1st Half:	5-15	33.3%	2nd half:	4-12	33.3%	Game:	9-27	33.3%		
FT % 1st Half:	1-6	16.7%	2nd half:	14-19	73.7%	Game:	15-25	60.0%		

Officials: Mike Nance, Patrick Evans, Marc Ellard  
Technical fouls: Coastal Carolina-None. UM-Buckner, Reginald.  
Attendance: 3059

Score by periods	1st	2nd	Total
Coastal Carolina	39	33	72
UM	36	54	90

GAME-BY-GAME RECAPS

**Game 3 | Nov. 16, 2012**  
**Ole Miss 92, Arkansas-Little Rock 52**  
**Oxford, Miss. | Tad Smith Coliseum**

**OXFORD, Miss.** - Freshman Derrick Millinghaus scored a career-high 19 points with five assists and Marshall Henderson added 17 points, as Ole Miss outscored UALR 45-19 in the second half en route to a 92-52 win on Friday night.

Reginald Buckner earned his first double-double of the season, scoring 10 points and grabbing 11 rebounds, and the senior added three blocks in three-straight UALR possessions for an Ole Miss defense that posted 10 blocks in the game.

Five Rebels scored in double figures as Ole Miss topped the 90-point mark for the third-straight game for the first time since 2007-08.

The Rebels went into halftime with a 14 point lead over the Trojans, but extended that lead with a 34-6 run to start the second half.

Ole Miss shot 52.4 percent from the field, 52.9 percent in the second half, led by Henderson and Millinghaus. The senior tandem of Nick Williams and Murphy Holloway also added 12 and 11 points, respectively.

The Rebels held the Trojans, led by John Gillon's 14 points, to 29.7 percent from the field for the game.

**Official Basketball Box Score -- Game Totals -- Final Statistics**  
**UALR vs Ole Miss**  
**11/16/12 7:05 PM at Oxford, Miss./Tad Smith Coliseum**

**UALR 52 • 1-2**

#	Player	Total FG-FGA	3-Ptr FG-FGA	FT-FTA	Rebounds			PF	TP	A	TO	Blk	Stl	Min	
					Off	Def	Tot								
23	Lockhart, Taggart	f 0-7	0-5	0-0	2	1	3	4	0	1	1	0	0	20	
44	Javes, Michael	f 3-8	0-0	2-5	1	2	3	4	8	0	1	1	0	22	
53	Neighbour, Will	f 1-5	0-1	2-2	1	0	1	3	4	0	2	0	3	23	
02	Gillon, John	g 5-11	3-7	1-2	0	1	1	2	14	1	5	0	0	27	
24	Dillard, Ben	g 0-5	0-1	0-0	0	0	0	2	0	1	0	0	0	17	
03	Hagins, Josh	2-4	1-3	0-0	0	0	0	2	5	2	3	0	0	15	
05	Osse, Kemy	3-5	1-2	0-0	1	1	2	0	7	0	2	0	0	12	
13	Islser, Leroy	2-6	1-3	0-0	2	5	7	2	5	0	4	0	0	21	
15	Billings, Stetson	0-3	0-1	0-0	2	2	4	0	0	1	0	2	13		
33	White, James	3-10	0-0	3-6	3	4	7	2	9	2	1	2	2	30	
<b>Team</b>					<b>5 1 6</b>										
<b>Totals</b>					<b>19-64</b>	<b>6-23</b>	<b>8-15</b>	<b>17 17 34</b>	<b>21</b>	<b>52</b>	<b>7</b>	<b>20</b>	<b>3</b>	<b>7</b>	<b>200</b>
FG % 1st Half: 13-37		35.1%		2nd half: 6-27		22.2%		Game: 19-64		29.7%		Deadball Rebounds: 2.2			
3FG % 1st Half: 5-11		45.5%		2nd half: 1-12		8.3%		Game: 6-23		26.1%					
FT % 1st Half: 2-2		100.0%		2nd half: 6-13		46.2%		Game: 8-15		53.3%					

**Ole Miss 92 • 3-0**

#	Player	Total FG-FGA	3-Ptr FG-FGA	FT-FTA	Rebounds			PF	TP	A	TO	Blk	Stl	Min	
					Off	Def	Tot								
23	Buckner, Reginald	f 4-9	0-0	2-3	5	6	11	2	10	1	1	3	0	21	
31	Holloway, Murphy	f 5-9	0-1	1-2	3	4	7	1	11	0	1	0	2	24	
20	Williams, Nick	g 4-7	0-1	4-5	0	3	3	0	12	2	0	1	0	20	
22	Henderson, Marshall	g 6-12	5-10	0-0	0	2	2	1	17	0	2	0	0	23	
32	Summers, Jarvis	g 1-2	0-0	2-4	0	4	4	3	4	1	2	0	2	17	
01	Newby, Martavious	0-1	0-1	0-0	1	2	3	0	0	0	2	0	0	13	
03	Millinghaus, Derrick	5-11	0-2	9-11	0	4	4	2	19	5	4	0	3	25	
10	White, LaDarius	3-5	0-1	2-2	0	3	3	2	8	2	3	0	1	21	
13	Perez, Anthony	2-4	1-2	0-0	0	3	3	3	5	2	0	1	0	13	
25	Brutus, Terry	1-1	0-0	0-0	0	0	0	1	2	0	0	0	1	5	
34	Jones, Aaron	2-2	0-0	0-0	3	3	6	5	4	0	0	5	0	18	
<b>Team</b>					<b>1 0 1</b>										
<b>Totals</b>					<b>33-63</b>	<b>6-18</b>	<b>20-27</b>	<b>13 34 47</b>	<b>20</b>	<b>92</b>	<b>13</b>	<b>15</b>	<b>10</b>	<b>9</b>	<b>200</b>
FG % 1st Half: 15-29		51.7%		2nd half: 18-34		52.9%		Game: 33-63		52.4%		Deadball Rebounds: 5			
3FG % 1st Half: 4-9		44.4%		2nd half: 2-9		22.2%		Game: 6-18		33.3%					
FT % 1st Half: 13-17		76.5%		2nd half: 7-10		70.0%		Game: 20-27		74.1%					

Officials: Tony Greene, Don Daily, Tony Henderson  
 Technical fouls: UALR-TEAM. Ole Miss-None.  
 Attendance: 3251

Score by periods	1st	2nd	Total
UALR	33	19	52
Ole Miss	47	45	92

Last FG - UALR 2nd-01:12, UM 2nd-00:13.  
 Largest lead - UALR by 7 1st-16:10, UM by 42 2nd-07:18.

Points In Off 2nd Fast Bench  
 Paint T/O Chance Break 4 26  
 UALR 18 17 16 4 26  
 UM 30 25 17 4 38

Score tied - 1 time.  
 Lead changed - 2 times.

**Game 4 | Nov. 20, 2012**  
**Ole Miss 76, McNeese State 50**  
**Oxford, Miss. | Tad Smith Coliseum**

**OXFORD, Miss.** - Ole Miss' trio of seniors - Reginald Buckner, Murphy Holloway and Nick Williams - all scored in double-figures, as the Rebels' cruised to a 76-50 victory over McNeese State on Tuesday night.

Holloway scored a game-high 15 and pulled down nine boards, while Buckner added 11 points and seven boards and Williams chipped in 10 points for the Rebels (4-0)

Holloway missed most of the first half after picking up two early fouls, and the Rebels looked sluggish on their way to a 39-30 halftime lead. But the senior returned in the second half to score 12 of his 15 points.

Holloway's energy and production helped the Rebels push their halftime lead to 54-35 with 13:20 remaining. The 6-foot-7, 240-pound junior was providing his usual muscle in the paint, but was also effective in the open floor, hitting Buckner for a pair of alley-oop dunks as the Rebels put the game out of reach.

Buckner was 6-of-6 from the floor and added seven rebounds and two blocked shots.

Ole Miss outscored the Cowboys 37-20 in the second half and limited McNeese State to just 23.7-percent shooting from the field. The Rebels also dominated the boards with a 47-30 advantage and forced the Cowboys into 20 turnovers. McNeese State (1-3) was led by Desharick Guidry's 14 points.

**Official Basketball Box Score -- Game Totals -- Final Statistics**  
**McNeese State vs Ole Miss**  
**11/20/12 7:05 PM at Oxford, Miss./Tad Smith Coliseum**

**McNeese State 50 • 1-3**

#	Player	Total FG-FGA	3-Ptr FG-FGA	FT-FTA	Rebounds			PF	TP	A	TO	Blk	Stl	Min	
					Off	Def	Tot								
32	Guidry, Desharick	f 6-15	0-2	2-2	5	6	11	1	14	0	7	1	2	36	
44	Lewis, Austin	f 1-2	0-0	0-0	0	2	2	1	2	0	2	0	1	11	
02	Mitchell, Jeremie	g 4-6	1-2	0-0	0	1	1	1	9	0	3	0	1	27	
05	Cannon, Dontae	g 2-10	0-2	1-2	0	3	3	2	5	6	3	0	3	30	
11	Hardy, Kevin	g 4-9	0-0	3-3	5	0	5	2	11	1	3	0	1	37	
00	Johnson, Shaun	0-2	0-0	0-0	0	0	0	0	0	0	0	0	0	2	
13	Wells, Jordan	1-3	0-0	0-0	1	3	4	1	2	0	1	0	1	23	
20	Fields, Adrian	0-5	0-4	3-4	0	0	0	2	3	1	1	0	2	21	
23	Reps, Brandon	2-6	0-2	0-0	0	1	1	0	4	0	0	0	0	9	
54	Kgan, Pete	0-1	0-0	0-0	1	0	1	3	0	0	0	0	1	4	
<b>Team</b>					<b>3 0 3</b>										
<b>Totals</b>					<b>20-59</b>	<b>1-12</b>	<b>9-11</b>	<b>15 16 31</b>	<b>13</b>	<b>50</b>	<b>8</b>	<b>20</b>	<b>1</b>	<b>12</b>	<b>200</b>
FG % 1st Half: 13-29		44.8%		2nd half: 7-30		23.3%		Game: 20-59		33.9%		Deadball Rebounds: 0			
3FG % 1st Half: 1-5		20.0%		2nd half: 0-7		0.0%		Game: 1-12		8.3%					
FT % 1st Half: 3-4		75.0%		2nd half: 6-7		85.7%		Game: 9-11		81.8%					

**Ole Miss 76 • 4-0**

#	Player	Total FG-FGA	3-Ptr FG-FGA	FT-FTA	Rebounds			PF	TP	A	TO	Blk	Stl	Min	
					Off	Def	Tot								
23	Buckner, Reginald	f 6-6	0-0	1-3	4	3	7	3	13	1	1	2	1	25	
31	Holloway, Murphy	f 7-7	0-0	1-1	4	5	9	2	15	2	3	0	3	19	
20	Williams, Nick	g 3-10	0-0	4-4	1	2	3	0	10	0	2	0	1	27	
22	Henderson, Marshall	g 3-12	2-10	1-1	0	3	3	0	9	2	4	0	2	27	
32	Summers, Jarvis	g 2-5	1-1	2-2	1	0	1	1	7	4	1	1	2	28	
01	Newby, Martavious	3-5	0-2	0-0	1	3	4	1	6	0	0	0	0	12	
04	Cox, Demarco	1-5	0-0	2-2	2	1	3	0	4	0	1	0	0	14	
10	White, LaDarius	2-6	0-0	0-0	1	2	3	2	4	0	0	0	0	16	
13	Perez, Anthony	1-4	0-1	0-0	2	2	4	1	2	2	1	0	0	10	
34	Jones, Aaron	3-6	0-0	0-0	4	4	8	0	6	3	1	0	1	22	
<b>Team</b>					<b>1 1 2</b>										
<b>Totals</b>					<b>31-66</b>	<b>3-14</b>	<b>11-13</b>	<b>21 26 47</b>	<b>10</b>	<b>76</b>	<b>14</b>	<b>14</b>	<b>3</b>	<b>10</b>	<b>200</b>
FG % 1st Half: 13-28		46.4%		2nd half: 18-38		47.4%		Game: 31-66		47.0%		Deadball Rebounds: 0			
3FG % 1st Half: 3-9		33.3%		2nd half: 0-5		0.0%		Game: 3-14		21.4%					
FT % 1st Half: 10-12		83.3%		2nd half: 1-1		100.0%		Game: 11-13		84.6%					

Officials: Anthony Jordan, Steve Anderson, Vladimir Voyard-Tadal  
 Technical fouls: McNeese State-None. Ole Miss-None.  
 Attendance: 3511

Score by periods	1st	2nd	Total
McNeese State	30	20	50
Ole Miss	39	37	76

Last FG - MCN 2nd-03:16, UM 2nd-01:34.  
 Largest lead - MCN by 1 1st-18:47, UM by 26 2nd-01:34.

Points In Off 2nd Fast Bench  
 Paint T/O Chance Break 4 26  
 MCN 30 11 12 8 9  
 UM 44 23 20 2 22

Score tied - 0 times.  
 Lead changed - 2 times.

GAME-BY-GAME RECAPS

**Game 5 | Nov. 23, 2012**  
**Ole Miss 91, Lipscomb 45**  
**Oxford, Miss. | Tad Smith Coliseum**

**OXFORD, Miss.** - Senior Murphy Holloway scored a season-high 23 points and Ole Miss opened the game on a 17-2 run, as the Rebels buried Lipscomb 91-45 on Friday afternoon.

Holloway's first career three-pointer highlighted the Rebel run to start the game, as the 6-7 forward knocked down his first attempt of the season and Ole Miss never looked back. Holloway also added eight boards, two assists, two steals and a block. Nick Williams scored 14 points for the Rebels (5-0), while Reginald Buckner and Marshall Henderson added 10 apiece.

Stephen Hurt led Lipscomb (2-2) with 14 points and seven rebounds while John Ross Glover added 12 points.

The Bisons struggled from the field, managing only 12 of 49 (24.5 percent), while the Rebels forced 26 LU turnovers and block nine Bison shots, including a season-high five from Buckner. Ole Miss led 43-22 at halftime and by more than 30 points for most of the second half. The Rebels were 30 of 69 (43.5 percent) from the field and out-rebounded the Bisons 43-38.

The Rebels improved to 56-2 against nonconference opponents at home during Andy Kennedy's seven-year tenure.

**Game 6 | Dec. 1, 2012**  
**Ole Miss 80, Rutgers 67**  
**Oxford, Miss. | Tad Smith Coliseum**

**OXFORD, Miss.** - Senior Murphy Holloway posted 17 points and pulled down 15 boards and senior Reginald Buckner added 14 points and 11 rebounds, as Ole Miss downed Rutgers 80-67 in the SEC/Big East Challenge on Saturday.

Led by the senior tandem of Holloway and Buckner, the Rebels (6-0) shot 53.3 percent in the second half to pull away with the win.

It was Holloway's third double-double of the year and the 28th of his career, which leads all active SEC players.

The Rebels trailed by four at the half, shooting just 35.3 percent from the field and were 6-21 (28.6 percent) from the free throw line. Holloway led the team at the half with eight points and seven rebounds.

Ole Miss took over the lead with 14 minutes left in the game on a Holloway dunk and Rutgers was never able to regain the lead.

Every Rebel that scored, with the exception of Nick Williams, scored in double figures. Marshall Henderson added 18 points in the win. LaDarius White and Jarvis Summers added 12 and 13, respectively.

Mack Myles led Rutgers (4-2) with 15 points. The Scarlet Knights (4-2) shot 22-54 (40.7 percent) from the field.

The Rebels will travel to Middle Tennessee next Saturday. Tip-off is set for 4 p.m. in Murfreesboro, Tenn.

**Official Basketball Box Score -- Game Totals -- Final Statistics**  
**Lipscomb vs Ole Miss**  
**11/23/12 4:05 PM at Oxford, Miss./Tad Smith Coliseum**

**Lipscomb 45 • 2-2**

#	Player	Total			3-Ptr			Rebounds			PF	TP	A	TO	Blk	Stl	Min
		FG-FGA	FG-FGA	FT-FTA	FG-FGA	FG-FGA	FT-FTA	Off	Def	Tot							
01	SMITH, Malcolm	f	0-6	0-0	4-6	0	0	0	5	4	0	2	0	0	0	20	
35	SMITH, Martin	f	1-8	0-2	0-0	1	2	3	2	2	2	1	0	0	0	25	
32	GARCIA, Oscar	c	0-1	0-0	0-0	0	3	3	0	0	0	3	0	0	0	13	
00	SANKEY, Khion	g	1-4	0-1	3-8	2	4	6	2	5	1	7	0	1	0	26	
04	ALEXANDER, Deonte	g	0-3	0-2	2-2	0	1	1	1	2	1	5	0	2	0	26	
03	SANDERSON, Carter	g	0-0	0-0	0-0	0	1	1	0	0	0	2	0	0	0	6	
10	DENNY, Talbot	g	0-2	0-0	1-2	0	1	1	5	1	0	1	0	0	0	12	
14	GLOVER, John Ross	g	2-6	1-3	7-9	0	0	0	2	12	1	1	0	0	0	21	
20	JOHNSON, Chad	g	0-4	0-4	0-0	0	2	2	1	0	1	1	0	0	0	8	
22	HAMPTON, JC	g	1-4	1-4	2-2	0	3	3	3	5	2	3	0	0	0	18	
41	HURT, Stephen	g	7-11	0-1	0-0	0	7	7	2	14	0	0	2	0	0	25	
42	ELLIS, Zack	g	0-0	0-0	0-0	0	0	0	0	0	0	0	0	0	0	0+	
<b>Team</b>						5	6	11									
<b>Totals</b>			12-49	2-17	19-29	8	30	38	26	45	8	26	2	3	0	200	
FG % 1st Half: 7-27		25.9%	2nd half: 5-22		22.7%	Game: 12-49		24.5%	Deadball Rebounds								
3FG % 1st Half: 0-8		0.0%	2nd half: 2-9		22.2%	Game: 2-17		11.8%	Rebounds								
FT % 1st Half: 8-10		80.0%	2nd half: 11-19		57.9%	Game: 19-29		65.5%	6.1								

**Ole Miss 91 • 5-0**

#	Player	Total			3-Ptr			Rebounds			PF	TP	A	TO	Blk	Stl	Min
		FG-FGA	FG-FGA	FT-FTA	FG-FGA	FG-FGA	FT-FTA	Off	Def	Tot							
23	Buckner, Reginald	f	3-4	0-0	4-7	2	5	7	0	10	0	0	5	3	0	25	
31	Holloway, Murphy	f	9-13	1-2	4-7	3	5	8	3	23	2	1	1	2	0	24	
20	Williams, Nick	g	5-9	3-5	1-1	0	3	3	4	14	1	2	0	0	0	21	
22	Henderson, Marshall	g	3-14	2-12	2-2	0	7	7	2	10	5	0	0	2	0	23	
32	Summers, Jarvis	g	2-5	0-2	0-2	1	0	1	1	4	6	0	0	1	0	24	
01	Newby, Martavius	g	0-5	0-3	7-8	0	3	3	2	7	1	2	0	0	0	20	
04	Cox, Demarco	g	2-4	0-0	0-0	0	1	1	1	4	0	0	0	0	0	9	
05	Peeper, Cade	g	0-0	0-0	0-0	0	0	0	0	0	1	0	0	0	0	1	
10	White, LaDarius	g	2-5	2-4	0-0	0	3	3	2	6	0	2	1	0	0	16	
13	Perez, Anthony	g	2-8	0-4	5-6	3	1	4	3	9	1	1	1	1	0	18	
25	Brutus, Terry	g	0-0	0-0	0-0	0	0	0	0	0	0	0	0	0	0	2	
34	Jones, Aaron	g	2-2	0-0	0-0	1	2	3	4	4	2	1	1	3	0	17	
<b>Team</b>						2	1	3									
<b>Totals</b>			30-69	8-32	23-33	12	31	43	22	91	19	9	9	20	0	200	
FG % 1st Half: 14-32		43.8%	2nd half: 16-37		43.2%	Game: 30-69		43.5%	Deadball Rebounds								
3FG % 1st Half: 6-19		31.6%	2nd half: 2-13		15.4%	Game: 8-32		25.0%	Rebounds								
FT % 1st Half: 9-13		69.2%	2nd half: 14-20		70.0%	Game: 23-33		69.7%	6.2								

Officials: Tim Clougherty, Brian Shey, Jeff Smith  
 Technical fouls: Lipscomb-None. Ole Miss-None.  
 Attendance: 4591

Score by periods	1st	2nd	Total	Points	In	Off	2nd	Fast	Bench
Lipscomb	22	23	45	LIP	14	6	0	2	32
Ole Miss	43	48	91	UM	38	31	13	11	30

Last FG - LIP 2nd-03:25, UM 2nd-00:59. Score tied - 0 times.  
 Largest lead - LIP None, UM by 46 2nd-00:18. Lead changed - 0 times.

**Official Basketball Box Score -- Game Totals -- Final Statistics**  
**Rutgers vs Ole Miss**  
**12/1/12 1:05 PM at Oxford, Miss./Tad Smith Coliseum**

**Rutgers 67 • 4-2**

#	Player	Total			3-Ptr			Rebounds			PF	TP	A	TO	Blk	Stl	Min
		FG-FGA	FG-FGA	FT-FTA	FG-FGA	FG-FGA	FT-FTA	Off	Def	Tot							
21	JOHNSON, Austin	f	3-6	0-0	0-2	2	0	2	4	6	0	2	0	0	0	21	
33	JUDGE, Wally	f	2-5	0-0	4-4	0	9	9	3	8	2	4	2	1	0	27	
02	MILLER, Dane	g	7-7	0-0	0-0	1	5	6	3	14	4	1	0	2	0	33	
04	MACK, Myles	g	5-10	3-6	2-2	2	4	6	4	15	5	3	0	1	0	29	
05	CARTER, Eli	g	1-12	0-6	8-10	0	4	4	2	10	2	2	0	0	0	25	
01	SEAGEARS, Jerome	g	1-5	1-2	0-2	0	0	0	2	3	1	0	0	0	0	22	
10	POOLE, Mike	g	1-3	0-1	0-0	0	2	2	2	2	0	1	0	0	0	9	
13	KONE, Malick	g	1-4	1-1	2-2	1	3	4	5	5	0	1	0	1	0	15	
15	RANDALL, Derrick	g	0-0	0-0	0-0	0	0	0	0	0	0	0	0	0	0	6	
22	JACK, Kadeem	g	1-2	0-0	0-2	0	4	4	5	2	0	0	0	0	0	8	
24	GARRETT, Vince	g	0-0	0-0	2-2	0	0	0	1	2	0	0	0	0	0	5	
<b>Team</b>						1	3	4									
<b>Totals</b>			22-54	5-16	18-26	7	34	41	31	67	14	14	2	6	0	200	
FG % 1st Half: 12-30		40.0%	2nd half: 10-24		41.7%	Game: 22-54		40.7%	Deadball Rebounds								
3FG % 1st Half: 3-8		37.5%	2nd half: 2-8		25.0%	Game: 5-16		31.3%	Rebounds								
FT % 1st Half: 9-13		69.2%	2nd half: 9-13		69.2%	Game: 18-26		69.2%	7								

**Ole Miss 80 • 6-0**

#	Player	Total			3-Ptr			Rebounds			PF	TP	A	TO	Blk	Stl	Min
		FG-FGA	FG-FGA	FT-FTA	FG-FGA	FG-FGA	FT-FTA	Off	Def	Tot							
23	Buckner, Reginald	f	6-10	0-0	2-8	5	6	11	2	14	1	0	3	2	0	33	
31	Holloway, Murphy	f	6-13	0-1	5-12	3	12	15	3	17	4	3	0	3	0	36	
20	Williams, Nick	g	3-12	0-3	0-0	2	1	3	1	6	4	1	0	0	0	29	
22	Henderson, Marshall	g	4-13	3-12	7-9	0	3	3	3	18	2	2	0	0	0	28	
32	Summers, Jarvis	g	4-7	1-2	3-6	0	0	0	3	12	5	0	0	0	0	29	
04	Cox, Demarco	g	0-0	0-0	0-0	0	0	0	0	0	0	0	0	0	0	1	
10	White, LaDarius	g	5-6	3-4	0-2	1	2	3	2	13	1	1	0	1	0	26	
13	Perez, Anthony	g	0-1	0-1	0-2	1	0	1	0	1	0	1	0	0	0	8	
34	Jones, Aaron	g	0-2	0-0	0-0	1	1	2	2	0	0	0	0	0	0	10	
<b>Team</b>						3	1	4									
<b>Totals</b>			28-64	7-23	17-39	16	26	42	17	80	18	8	3	6	0	200	
FG % 1st Half: 12-34		35.3%	2nd half: 16-30		53.3%	Game: 28-64		43.8%	Deadball Rebounds								
3FG % 1st Half: 2-11		18.2%	2nd half: 5-12		41.7%	Game: 7-23		30.4%	Rebounds								
FT % 1st Half: 6-21		28.6%	2nd half: 11-18		61.1%	Game: 17-39		43.6%	8								

Officials: Joe Lindsay, Mike Nance, Tim Clougherty  
 Technical fouls: Rutgers-SEAGEARS, Jerome. Ole Miss-Summers, Jarvis;  
 Holloway, Murphy.  
 Attendance: 4277

Score by periods	1st	2nd	Total	Points	In	Off	2nd	Fast	Bench
Rutgers	36	31	67	RUTGER	30	9	7	10	14
Ole Miss	32	48	80	UM	30	18	15	8	13

Last FG - RUTGERS 2nd-00:32, UM 2nd-01:29. Score tied - 5 times.  
 Largest lead - RUTGERS by 8 1st-15:58, UM by 15 2nd-01:47. Lead changed - 1 time.

GAME-BY-GAME RECAPS

Game 7 | Dec. 8, 2012  
Middle Tennessee 65, Ole Miss 62  
Murfreesboro, Tenn. | Murphy Center

**MURFREESBORO, Tenn.** - Junior Marshall Henderson scored 15 points in the second half, but it wasn't enough as Ole Miss dropped a road battle 65-62 at Middle Tennessee on Saturday.

Kerry Hammonds' baseline jump shot with 40 seconds remaining and late foul shots handed Ole Miss (6-1) its first loss after the game was tied at 59 with one minute remaining.

Marcos Knight's 14 points led the Blue Raiders (7-2). Hammonds' shot broke a 59-59 tie, and MTSU made 4 of 6 free throws to finish off the win.

Ole Miss, which had the nation's best turnover margin, committed a season-high 18 turnovers against MTSU's swarming defense. And the Rebels, ranked second nationally in scoring (87-point average), never found an offensive rhythm.

Raymond Cintron had 10 points on 3 of 4 3-pointers for MTSU.

Henderson was held to only two points in the first half, as MTSU went ahead 33-29 at intermission. Henderson finished with a game-high 17 points for the Rebels, who played their first road game of the season.

Official Basketball Box Score -- Game Totals -- Final Statistics  
UM vs Middle Tennessee  
12/8/12 4 p.m. CT at Murphy Center (Murfreesboro, Tenn.)

UM 62 • 6-1

#	Player	Total			3-Ptr			Rebounds			PF	TP	A	TO	Blk	Stl	Min
		FG	FGA	FT	FTA	FG	FGA	FT	FTA	Off							
23	Buckner,Reginald	f	2-3	0-0	6-8	3	6	9	4	10	1	3	2	0	33		
31	Holloway,Murphy	f	5-11	0-2	1-2	2	7	9	3	11	0	2	1	1	36		
20	Williams,Nick	g	4-5	1-1	2-2	1	4	5	3	11	2	1	0	1	35		
22	Henderson,Marshall	g	6-17	3-12	2-2	0	5	5	1	17	0	2	0	1	34		
32	Summers,Jarvis	g	2-7	1-3	2-2	0	0	0	4	7	4	2	0	1	24		
01	Newby,Martavious	g	1-1	0-0	0-0	0	0	0	1	2	0	0	0	0	5		
03	Millinghaus,Derrick	g	1-3	0-2	0-0	0	0	0	2	2	0	4	0	0	6		
10	White,LaDarius	g	0-4	0-1	0-0	0	0	0	2	0	0	3	0	1	16		
13	Perez,Anthony	g	0-0	0-0	0-0	0	0	0	0	0	0	0	0	1	0		
34	Jones,Aaron	g	1-1	0-0	0-0	2	1	3	0	2	0	0	1	0	11		
	Team					2	2	4									
	Totals		22-52	5-21	13-16	10	25	35	20	62	7	18	4	6	200		

FG % 1st Half:	11-25	44.0%	2nd half:	11-27	40.7%	Game:	22-52	42.3%	Deadball	
3FG % 1st Half:	1-8	12.5%	2nd half:	4-13	30.8%	Game:	5-21	23.8%	Rebounds	1
FT % 1st Half:	6-8	75.0%	2nd half:	7-8	87.5%	Game:	13-16	81.3%		

Middle Tennessee 65 • 7-2

#	Player	Total			3-Ptr			Rebounds			PF	TP	A	TO	Blk	Stl	Min
		FG	FGA	FT	FTA	FG	FGA	FT	FTA	Off							
12	Jones, Shawn	f	3-7	0-0	1-3	2	4	6	3	7	1	3	1	2	30		
22	Jones, Jason	f	1-1	0-0	1-1	0	0	0	2	3	0	1	0	0	7		
13	Massey, Bruce	g	2-6	0-1	1-2	1	2	3	3	5	2	1	1	3	24		
14	Knight, Marcos	g	6-14	1-3	1-3	1	1	2	4	14	1	4	0	1	28		
15	Cintron, Raymond	g	3-4	3-4	1-2	0	2	2	2	10	1	0	0	1	27		
01	Hunter, Neiko	g	0-1	0-0	1-2	0	1	1	1	1	0	0	0	0	5		
03	Gallman, James	g	0-1	0-1	0-0	0	0	0	0	0	0	0	0	0	3		
05	Knight, Tweety	g	4-6	0-2	1-1	0	3	3	3	9	3	0	2	2	16		
21	Walker, Torin	g	1-2	0-0	0-0	2	0	2	0	2	0	0	0	0	5		
24	Hammonds, Kerry	g	3-7	1-4	0-0	0	4	4	1	7	2	3	0	1	24		
30	Sulton, JT	g	1-4	0-0	5-5	1	1	2	1	7	0	1	0	0	25		
42	Rozier, Jacques	g	0-1	0-0	0-0	0	1	1	1	0	0	0	1	0	6		
	Team					1	3	4									
	Totals		24-54	5-15	12-19	8	22	30	21	65	10	14	5	10	200		

FG % 1st Half:	13-30	43.3%	2nd half:	11-24	45.8%	Game:	24-54	44.4%	Deadball	
3FG % 1st Half:	3-10	30.0%	2nd half:	2-5	40.0%	Game:	5-15	33.3%	Rebounds	4
FT % 1st Half:	4-7	57.1%	2nd half:	8-12	66.7%	Game:	12-19	63.2%		

Officials: Patrick Evans, Bruce Benedict, Anthony Jordan  
Technical fouls: UM-Williams,Nick. Middle Tennessee-Massey, Bruce.  
Attendance: 6107

Score by periods	1st	2nd	Total
UM	29	33	62
Middle Tennessee	33	32	65

Game 8 | Dec. 14, 2012  
Ole Miss 77, ETSU 55  
Oxford, Miss. | Tad Smith Coliseum

**OXFORD, Miss.** - Junior Marshall Henderson scored 22 points as Ole Miss placed four players in double figures to defeat East Tennessee State 77-55 Friday night.

Senior Reginald Buckner scored 11 points while senior Nick Williams and Murphy Holloway added 10 points apiece for the Rebels (7-1). Henderson hit six 3-point shots and was 7 of 15 from the field. The Rebels shot 43.8 percent (28 of 64) from the field.

Lester Wilson led East Tennessee State (2-6) with 14 points. Jarvis Jones and Mario Stramaglia added 11 points apiece. The Buccaneers shot 32.7 percent (18 of 55) from the field. The lead changed hands 10 times in the opening 10 minutes.

The Buccaneers held their biggest lead, 16-13, on a Hunter Harris basket with 9:13 left in the first half. East Tennessee State would go nearly eight minutes without another basket. Ole Miss answered with a 15-1 run en route to a 33-22 halftime lead.

Henderson, Jarvis Summers and Martavious Newby connected on 3-point shots in the decisive surge and the Rebels were never seriously threatened.

Ole Miss connected on four 3-pointers, including a pair by Henderson, in the opening six minutes of the second half to build a 49-33 lead with 14:42 left. East Tennessee State never pulled within double digits again.

The biggest lead came in the final minute, 77-54 on a Derrick Millinghaus layup. The reserve guard finished with nine points, three steals and two assists in 20 minutes of play.

Ole Miss outrebounded East Tennessee State 43-40, led by Holloway with nine and Buckner with eight.

The Rebels forced 22 turnovers and blocked nine shots, including three by Buckner. Harris had a game-high 12 rebounds and a blocked shot for the Buccaneers, who have lost three straight games.

Official Basketball Box Score -- Game Totals -- Final Statistics  
ETSU vs Ole Miss  
12/14/12 7 PM at Oxford, Miss./Tas Smith Coliseum

ETSU 55 • 2-6

#	Player	Total			3-Ptr			Rebounds			PF	TP	A	TO	Blk	Stl	Min
		FG	FGA	FT	FTA	FG	FGA	FT	FTA	Off							
15	WILSON, Lester	f	4-10	2-8	4-6	1	6	7	3	14	0	3	0	0	40		
20	HARRIS, Hunter	f	3-7	0-0	3-3	4	8	12	2	9	2	6	1	0	38		
21	WALTON, John	f	0-2	0-0	2-3	1	2	3	4	2	0	2	1	2	21		
02	JONES, Jarvis	g	5-16	1-6	1-6	0	1	1	1	11	2	3	0	5	33		
03	STRAMAGLIA, Mario	g	3-11	1-6	4-8	0	1	1	2	11	2	4	0	2	32		
11	HALVORSEN, Todd	g	0-0	0-0	0-0	0	0	0	0	0	0	0	0	0	2		
12	BARRUETA, Yunio	g	2-4	1-2	1-3	1	4	0	6	0	3	0	0	15			
35	GADSDEN-GILLIARD, K.	g	1-5	0-0	0-0	3	1	4	5	2	2	1	0	0	19		
	Team					4	4	8									
	Totals		18-55	5-22	14-24	14	26	40	17	55	8	22	2	9	200		

FG % 1st Half:	8-30	26.7%	2nd half:	10-25	40.0%	Game:	18-55	32.7%	Deadball	
3FG % 1st Half:	1-10	10.0%	2nd half:	4-12	33.3%	Game:	5-22	22.7%	Rebounds	6
FT % 1st Half:	5-10	50.0%	2nd half:	9-14	64.3%	Game:	14-24	58.3%		

Ole Miss 77 • 7-1

#	Player	Total			3-Ptr			Rebounds			PF	TP	A	TO	Blk	Stl	Min
		FG	FGA	FT	FTA	FG	FGA	FT	FTA	Off							
23	Buckner,Reginald	f	4-6	0-0	3-8	5	3	8	3	11	0	1	3	1	30		
31	Holloway,Murphy	f	4-10	0-0	2-3	5	4	9	3	10	0	3	2	0	18		
20	Williams,Nick	g	4-10	1-4	1-1	1	2	3	3	10	1	2	0	2	23		
22	Henderson,Marshall	g	7-15	6-13	2-2	0	6	6	2	22	1	5	0	2	29		
32	Summers,Jarvis	g	1-4	1-2	0-0	1	1	2	4	3	6	1	1	2	19		
01	Newby,Martavious	g	1-2	1-2	0-0	2	4	6	2	3	6	1	0	2	21		
03	Millinghaus,Derrick	g	4-9	1-5	0-0	0	0	0	1	9	2	1	0	3	20		
04	Cox,Demarco	g	1-2	0-0	1-2	0	3	3	1	3	0	0	1	0	12		
10	White,LaDarius	g	0-1	0-1	0-0	0	0	0	0	0	0	2	0	0	6		
13	Perez,Anthony	g	0-1	0-0	2-2	2	0	2	0	2	0	1	0	1	3		
34	Jones,Aaron	g	2-4	0-1	0-0	0	1	1	4	1	1	1	2	0	19		
	Team					0	3	3									
	Totals		28-64	10-28	11-18	16	27	43	20	77	17	18	9	13	200		

FG % 1st Half:	12-31	38.7%	2nd half:	16-33	48.5%	Game:	28-64	43.8%	Deadball	
3FG % 1st Half:	4-14	28.6%	2nd half:	6-14	42.9%	Game:	10-28	35.7%	Rebounds	1
FT % 1st Half:	5-7	71.4%	2nd half:	6-11	54.5%	Game:	11-18	61.1%		

Officials: Rick Hartzell, Doug Simons, Roger Ayer  
Technical fouls: ETSU-None. Ole Miss-Buckner,Reginald.  
Attendance: 3411

Score by periods	1st	2nd	Total
ETSU	22	33	55
Ole Miss	33	44	77

	Points	In Paint	Off T/O	2nd Chance	Fast Break	Bench
ETSU	22	16	17	9	6	8
Ole Miss	26	20	18	6	6	21

Last FG - ETSU 2nd-05:11, UM 2nd-00:56.  
Largest lead - ETSU by 3 1st-09:48, UM by 23 2nd-00:56.

Score tied - 1 time.  
Lead changed - 10 times.

GAME-BY-GAME RECAPS

**Game 9 | Dec. 19, 2012**  
**Ole Miss 73, Loyola Marymount 70**  
**Los Angeles, Calif. | Gersten Pavilion**

**LOS ANGELES, Calif.** - Senior Murphy Holloway posted his fourth double-double of the season with 16 points and 14 boards and junior Marshall Henderson scored a game-high 18 points, as Ole Miss held off Loyola Marymount 73-70 on Wednesday night.

Ole Miss (8-1) held an 11-point lead at the half, but the Lions (5-5) closed the game to within 69-68 with 3:06 to play. However, guards Jarvis Summers and Nick Williams both knocked down clutch jumpers in the final three minutes to seal the Rebel victory.

With 14 rebounds, Holloway moved passed John Stroud and Joe Gibbon for second place on the Ole Miss rebound list with 837 career boards. The senior now only trails Walter Actwood's school record of 945 career boards.

The Rebels led 29-25 with less than four minutes remaining in the first half, but closed the half on a 15-8 run for a 44-33 halftime lead aided by a pair of 3-pointers from Henderson, who led the Rebels with 12 points in the first half including three 3s.

Williams scored 13 points for the Rebels, while Summers added 12 points and senior Reginald Buckner chipped in nine points and pulled down 10 boards.

Anthony Ireland paced Loyola Marymount with 17 points and nine rebounds, while Ayodeji Egbeyemi scored in 14 points.

The Rebels continue their west coast road swing with a trip to Hawaii for the Diamond Head Classic beginning on Saturday. Ole Miss will face Indiana State in the first round and San Diego State or San Francisco in the second round on Sunday. The championship round is set for Tuesday.

**Official Basketball Box Score -- Game Totals -- Final Statistics**  
**Ole Miss vs Loyola Marymount**  
**12/19/12 8:00 p.m. at Los Angeles, CA (Gersten Pavilion)**

**Ole Miss 73 • 8-1**

#	Player	Total			3-Ptr			Rebounds			PF	TP	A	TO	Blk	Stl	Min
		FG-FGA	FG-FGA	FT-FTA	FG-FGA	FG-FGA	FT-FTA	Off	Def	Tot							
23	Buckner,Reginald	f	3-8	0-0	3-4	4	6	10	4	9	2	3	4	0	33		
20	Williams,Nick	g	6-13	1-5	0-0	2	2	2	2	13	2	1	0	1	31		
22	Henderson,Marshall	g	5-13	4-9	4-7	1	1	2	0	18	3	3	0	1	33		
31	Holloway,Murphy	g	8-17	0-0	0-2	6	8	14	2	16	2	0	1	0	33		
32	Summers,Jarvis	g	4-9	2-3	2-2	0	1	1	4	12	1	1	0	4	32		
03	Millinghaus,Derrick	g	1-3	0-0	0-0	0	2	2	1	2	3	1	0	1	9		
04	Cox,Demarco	g	0-0	0-0	0-0	0	0	0	0	0	0	0	0	0	2		
10	White,LaDarius	g	1-3	1-2	0-0	1	1	2	1	3	3	3	0	1	14		
13	Perez,Anthony	g	0-0	0-0	0-0	0	0	0	0	0	0	0	0	0	1		
34	Jones,Aaron	g	0-0	0-0	0-0	0	3	3	2	0	0	0	0	0	12		
Team						0 5 5											
Totals			28-66	8-19	9-15	12	29	41	16	73	16	12	5	8	200		
FG % 1st Half:		15-34	44.1%	2nd half:		13-32	40.6%	Game:		28-66	42.4%	Deadball Rebounds					
3FG % 1st Half:		7-11	63.6%	2nd half:		1-8	12.5%	Game:		8-19	42.1%	3					
FT % 1st Half:		7-7	100.0%	2nd half:		2-8	25.0%	Game:		9-15	60.0%						

**Loyola Marymount 70 • 5-5**

#	Player	Total			3-Ptr			Rebounds			PF	TP	A	TO	Blk	Stl	Min
		FG-FGA	FG-FGA	FT-FTA	FG-FGA	FG-FGA	FT-FTA	Off	Def	Tot							
05	HAMILTON, Ashley	f	4-9	1-3	4-7	2	6	8	2	13	0	6	0	0	34		
15	OSBORNE, Alex	f	4-8	0-0	1-1	2	8	10	3	9	1	0	1	1	38		
03	IRELAND, Anthony	g	6-20	1-5	4-4	2	7	9	4	17	5	7	0	1	36		
23	FLINT, Chase	g	6-9	0-0	0-1	1	3	4	3	12	4	0	0	1	37		
24	EGBEYEMI, Ayodeji	g	5-6	2-2	2-3	0	3	3	1	14	1	3	0	2	36		
01	ENGLISH, Bruce	g	0-1	0-1	1-2	0	0	0	1	1	0	1	0	0	2		
02	BLACKWELL, C.J.	g	1-6	1-3	0-0	1	1	2	1	3	3	0	0	1	14		
11	STOVER, Nick	g	0-0	0-0	1-2	0	0	0	0	1	0	0	0	0	3		
Team						2 1 3											
Totals			26-59	5-14	13-20	10	29	39	15	70	14	17	1	6	200		
FG % 1st Half:		13-31	41.9%	2nd half:		13-28	46.4%	Game:		26-59	44.1%	Deadball Rebounds					
3FG % 1st Half:		2-5	40.0%	2nd half:		3-9	33.3%	Game:		5-14	35.7%	1					
FT % 1st Half:		5-8	62.5%	2nd half:		8-12	66.7%	Game:		13-20	65.0%						

Officials: Michael Irvine, Tony Padilla, Michael Greenstein  
 Technical fouls: Ole Miss-None. Loyola Marymount-None.  
 Attendance: 3021

Score by periods	1st	2nd	Total
Ole Miss	44	29	73
Loyola Marymount	33	37	70

Last FG - UM 2nd-01:04, LMU 2nd-03:06.  
 Largest lead - UM by 13 2nd-19:24, LMU by 2 1st-19:16.

Score tied - 1 time.  
 Lead changed - 11 times.

**Game 10 | Dec. 22, 2012**  
**Ole Miss 73, Loyola Marymount 70**  
**Honolulu, Hawaii | Sheriff Center**

**HONOLULU, Hawaii** - Ole Miss erased an 11-point halftime deficit behind 27 points from Marshall Henderson, but fell in overtime 87-85 to Indiana State in the first round of the Diamond Head Classic on Saturday.

Manny Arop scored a game-high 27 points to lead Indiana State and Jake Odum had 16 points, eight rebounds and four assists for the Sycamores (6-3).Ole Miss' Derrick Millinghaus hit a 3-pointer with 1:03 left in regulation to tie it at 75.

Jarvis Summers made two free throws 15 seconds into overtime to give Ole Miss its first lead since it led 27-25 with about 8 minutes left in the first half. But Indiana State went on a 10-2 run to reclaim the lead at 85-79 and withstood a late charge by Ole Miss.

After a free throw by Summers, Henderson drained a long 3-pointer from about 28 feet to cut the Sycamores' lead to 85-83 with 16.8 seconds remaining.

Odum made two free throws with 11.1 seconds to play to make it a four-point lead for Indiana State. Henderson missed a long 3 on the Rebels' next possession, but Reginald Buckner grabbed the loose ball and scored to close it to 87-85.

Ole Miss had a chance to tie it or win after the Sycamores turned it over in the closing seconds, but Summers' desperation heave from near midcourt was no good.

Henderson led the Rebels with 27 points. Buckner finished with 17 points with 10 rebounds and Murphy Holloway added 16 points and 13 rebounds.

Ole Miss built a 24-14 lead near the midway point of the first half off an 18-footer by Nick Williams, but Indiana State used a 23-3 run to pull ahead, 37-27, with 2:46 remaining in the first half. The Rebels went scoreless for a stretch of 6:21 in the first half.

Indiana State, which made 5 of 9 on 3-pointers in the first half, finished 9 of 20 from behind the arc for the game. The Sycamores made 18 of 24 free throws, while the Rebels got to the line just 13 times and made seven.

**Official Basketball Box Score -- Game Totals -- Final Statistics**  
**Ole Miss vs Indiana State**  
**12/22/12 11:00 a.m. at Stan Sheriff Center - Honolulu, HI**

**Ole Miss 85 • 8-2**

#	Player	Total			3-Ptr			Rebounds			PF	TP	A	TO	Blk	Stl	Min
		FG-FGA	FG-FGA	FT-FTA	FG-FGA	FG-FGA	FT-FTA	Off	Def	Tot							
20	Williams,Nick	*	3-11	1-5	0-0	1	3	4	2	7	0	0	0	0	29		
22	Henderson,Marshall	*	10-23	7-16	0-0	1	2	3	4	27	1	0	0	2	37		
23	Buckner,Reginald	*	8-10	0-0	1-3	5	5	10	2	17	0	1	3	2	35		
31	Holloway,Murphy	*	8-13	0-1	0-0	4	9	13	5	16	1	3	1	3	37		
32	Summers,Jarvis	*	1-7	0-1	5-8	0	1	1	3	7	3	0	0	1	23		
03	Millinghaus,Derrick	*	3-12	2-5	1-2	2	3	5	0	9	2	1	0	0	26		
04	Cox,Demarco	*	0-1	0-0	0-0	0	1	1	0	0	0	0	0	0	1		
10	White,LaDarius	*	0-3	0-2	0-0	1	1	2	0	2	1	0	0	0	15		
13	Perez,Anthony	*	0-1	0-1	0-0	0	1	1	1	0	0	1	0	0	5		
34	Jones,Aaron	*	1-2	0-0	0-0	2	1	3	2	2	2	0	2	1	17		
Team						2 1 3											
Totals			34-83	10-31	7-13	18	28	46	19	85	11	7	6	9	225		
FG % 1st Half:		14-31	45.2%	2nd half:		17-40	42.5%	OT:		3-12	25.0%	Game: 34-83 41.0%					
3FG % 1st Half:		4-12	33.3%	2nd half:		5-13	38.5%	OT:		1-6	16.7%	Game: 10-31 32.3%					
FT % 1st Half:		1-4	25.0%	2nd half:		3-5	60.0%	OT:		3-4	75.0%	Game: 7-13 53.8%					

**Indiana State 87 • 6-3**

#	Player	Total			3-Ptr			Rebounds			PF	TP	A	TO	Blk	Stl	Min
		FG-FGA	FG-FGA	FT-FTA	FG-FGA	FG-FGA	FT-FTA	Off	Def	Tot							
03	Arop, Manny	*	9-15	4-5	5-6	2	5	7	1	27	0	0	0	0	34		
05	Gant, Justin	*	5-12	0-1	2-2	3	8	11	1	12	0	3	0	0	41		
12	Cummings, Dawon	*	4-10	2-5	0-0	0	5	5	0	10	4	3	0	0	32		
13	Odum, Jake	*	3-9	0-3	10-15	2	6	8	3	16	8	4	1	2	36		
31	Mahurin, R.J.	*	4-9	3-6	1-1	2	1	3	2	12	0	0	0	0	28		
00	Kitchell, Jake	*	2-3	0-0	0-0	2	3	5	1	4	0	1	1	0	17		
02	Eitel, Lucas	*	1-1	0-0	0-0	0	0	0	0	2	1	1	0	0	8		
11	Brown, Devonte	*	0-3	0-1	0-0	0	2	2	0	3	0	0	0	0	14		
22	Burnett, Brandon	*	0-0	0-0	0-0	0	0	0	0	0	0	0	0	0	1		
32	Smith, Christian	*	2-8	0-1	0-0	2	1	3	0	4	0	1	1	1	14		
Team						1 0 1											
Totals			30-70	9-22	18-24	14	31	40	10	87	16	13	3	3	225		
FG % 1st Half:		15-32	46.9%	2nd half:		12-32	37.5%	OT:		3-6	50.0%	Game: 30-70 42.9%					
3FG % 1st Half:		5-9	55.6%	2nd half:		4-11	36.4%	OT:		0-2	0.0%	Game: 9-22 40.9%					
FT % 1st Half:		9-11	81.8%	2nd half:		3-7	42.9%	OT:		6-6	100.0%	Game: 18-24 75.0%					

Officials: Mike Greenstein, Greg Nixon, Ryan Wells  
 Technical fouls: Ole Miss-Henderson,Marshall. Indiana State-None.  
 Attendance:  
 Hawaiian Airlines Diamond Head Classic First Round

Score by periods	1st	2nd	OT	Total
Ole Miss	33	42	10	85
Indiana State	44	31	12	87

	Points	In	Off	2nd	Fast	Bench
	UM	Paint	T/O	Chance	Break	
Ole Miss	40	24	29	3	11	11
Indiana State	32	5	15	4	10	10

Last FG - UM OT-00:01, INS OT-03:13.

Score tied - 11 times.

GAME-BY-GAME RECAPS

Game 11 | Dec. 23, 2012  
Ole Miss 85, San Francisco 78  
Honolulu, Hawaii | Sheriff Center

**HONOLULU, Hawaii (AP)** - Senior Murphy Holloway posted his third-straight double-double with 23 points and 13 boards and senior Nick Williams poured in a season-high 18 points, as Ole Miss overcame five point halftime deficit to down San Francisco 85-78 at the Diamond Head Classic on Sunday.

The Rebels (9-2) rallied from a 13-point deficit in the first half to advance to Tuesday's fifth-place game.

Holloway, a senior forward, had 16 points and 13 rebounds on Saturday in the Rebels' 87-85 overtime loss to Indiana State.

Williams scored 18 points, Marshall Henderson scored 12 and Jarvis Summers added 11 points for Ole Miss, which made 9 of 19 from 3-point range.

San Francisco (5-6) shot 60.7 percent from the field in the first half, but just 40.7 percent after halftime. Cody Doolin led the Dons with 20 points, seven rebounds and eight assists.

Official Basketball Box Score -- Game Totals -- Final Statistics  
Ole Miss vs San Francisco  
12/23/12 10:00 am at Stan Sheriff Center - Honolulu, HI

Ole Miss 85 • 9-2

##	Player	Total			3-Ptr			Rebounds			PF	TP	A	TO	Blk	Stl	Min
		FG-FGA	FG-FGA	FT-FTA	FG-FGA	FG-FGA	FT-FTA	Off	Def	Tot							
20	Williams, Nick	* 7-12	4-6	0-0	0	2	2	3	18	1	0	0	0	0	0	33	
22	Henderson, Marshall	* 2-9	2-6	6-6	0	2	2	1	12	0	3	0	0	0	0	26	
23	Buckner, Reginald	* 3-3	0-0	1-1	1	2	3	4	7	0	3	2	3	21	21		
31	Holloway, Murphy	* 9-15	0-0	5-7	5	8	13	3	23	0	3	0	1	1	36		
32	Summers, Jarvis	* 2-5	0-1	7-7	0	1	1	4	11	2	0	0	0	0	17		
01	Newby, Martavious	0-2	0-1	0-0	0	0	0	1	0	0	1	0	0	0	3		
03	Millinghaus, Derrick	1-4	1-2	2-4	0	2	2	2	5	1	0	0	1	24			
04	Cox, Demarco	0-1	0-0	0-0	0	0	0	1	0	0	1	0	0	5			
10	White, LaDarius	1-2	1-1	1-2	0	0	0	4	1	2	0	1	1	13			
13	Perez, Anthony	1-2	1-2	0-0	1	0	1	0	3	0	1	0	0	6			
34	Jones, Aaron	0-2	0-0	2-3	1	5	6	2	2	0	0	2	0	16			
Team					2	1	3										
Totals		26-57	9-19	24-30	10	23	33	21	85	5	14	4	6	200			

FG % 1st Half: 13-32 40.6% 2nd half: 13-25 52.0% Game: 26-57 45.6% Deadball Rebounds 3.2  
3FG % 1st Half: 3-9 33.3% 2nd half: 6-10 60.0% Game: 9-19 47.4%  
FT % 1st Half: 4-6 66.7% 2nd half: 20-24 83.3% Game: 24-30 80.0%

San Francisco 78 • 5-6

##	Player	Total			3-Ptr			Rebounds			PF	TP	A	TO	Blk	Stl	Min
		FG-FGA	FG-FGA	FT-FTA	FG-FGA	FG-FGA	FT-FTA	Off	Def	Tot							
15	XU, Tao	* 2-3	0-0	0-0	0	0	0	3	4	0	0	0	0	0	14		
21	PARKER, De'End	* 6-12	0-3	5-6	1	4	5	0	17	2	1	0	0	0	37		
25	DICKERSON, Cole	* 4-8	3-4	3-5	1	5	6	5	14	3	3	0	1	31			
32	DERKSEN, Tim	* 4-8	0-2	0-0	0	1	1	5	8	0	3	0	0	24			
45	DOOLIN, Cody	* 6-14	3-9	5-5	1	6	7	2	20	8	4	0	0	37			
03	CHRISTIANSEN, Matt	2-2	0-0	0-1	0	3	3	5	4	0	1	0	0	25			
12	HOLMES, Avry	3-6	1-3	2-2	0	1	1	3	9	0	1	0	1	17			
23	TOLLEFSEN, Mark	1-2	0-1	0-0	0	1	1	1	2	1	1	0	0	15			
Team					2	1	3										
Totals		28-55	7-22	15-19	5	22	27	24	78	14	14	0	2	200			

FG % 1st Half: 17-28 60.7% 2nd half: 11-27 40.7% Game: 28-55 50.9% Deadball Rebounds 1.2  
3FG % 1st Half: 3-9 33.3% 2nd half: 4-13 30.8% Game: 7-22 31.8%  
FT % 1st Half: 1-3 33.3% 2nd half: 14-16 87.5% Game: 15-19 78.9%

Officials: Randy Heimerman, Mike Thibodeaux, Ryan Wells  
Technical fouls: Ole Miss-None. San Francisco-None.  
Attendance:  
Hawaiian Airlines Diamond Head Classic Consolation Bracket

Score by periods	1st	2nd	Total
Ole Miss	33	52	85
San Francisco	38	40	78

Last FG - UM 2nd-02:50, USF 2nd-00:20.  
Largest lead - UM by 7 2nd-01:02, USF by 13 1st-06:17.

Points	In	Off	2nd	Fast	Bench
UM	28	21	13	4	14
USF	30	15	10	2	15

Score tied - 2 times.  
Lead changed - 9 times.

Game 12 | Dec. 25, 2012  
Ole Miss 81, Hawai'i 66  
Honolulu, Hawaii | Sheriff Center

**HONOLULU, Hawaii (AP)** - Ole Miss used a defensive surge in the final minutes of play and rallied from a 30-29 halftime deficit to knock off host Hawaii 81-66 at the Diamond Head Classic on Christmas Day.

Murphy Holloway scored 18 points and the Rebels pulled away from a tie game in the final minutes of the fifth-place game on Tuesday.

Nick Williams and Marshall Henderson scored 16 points each and Aaron Jones added 10 points for the Rebels (10-2), who broke away from a game tied at 63 to finish on an 18-3 run.

Jones' putback gave the Rebels the lead for good at 65-63 with 3:40 left, and his emphatic, uncontested dunk made it 69-63 with 2:21 remaining.

Ole Miss' man-to-man defense shut down the Rainbow Warriors in the game's final minutes. After Jones' dunk, the Rebels came up with steals on back-to-back Hawaii possessions. Those steals led to Williams' dunk and Jarvis Summers' layup for a 73-63 lead with 1:25 left. Ole Miss made six free throws to close out the game.

Vander Joaquim led Hawaii (6-5) with 29 points and 15 rebounds. Isaac Fotu had 11 points and Christian Stanhardinger had 10 in the loss.

Despite being outrebounded 41-32, the Rebels had several key rebounds late in the game on both ends of the court. The Rebels shot 44 percent from the field while the Rainbow Warriors shot 39 percent in a game that had 13 lead changes and was tied 11 times.

Henderson hit back-to-back 3-pointers to give the Rebels a 25-9 lead with 8:34 left in the first half. The Rainbow Warriors responded with a 21-4 run to take a 30-29 halftime lead.

Official Basketball Box Score -- Game Totals -- Final Statistics  
Ole Miss vs Hawai'i  
12/25/12 11:30 am at Stan Sheriff Center - Honolulu, HI

Ole Miss 81 • 10-2

##	Player	Total			3-Ptr			Rebounds			PF	TP	A	TO	Blk	Stl	Min
		FG-FGA	FG-FGA	FT-FTA	FG-FGA	FG-FGA	FT-FTA	Off	Def	Tot							
01	Newby, Martavious	0-0	0-0	0-0	0	0	0	0	0	0	1	0	0	0	1		
03	Millinghaus, Derrick	1-4	1-2	2-2	0	1	1	0	5	0	0	0	0	17			
10	White, LaDarius	1-4	0-3	3-3	0	3	3	1	5	0	0	0	1	14			
13	Perez, Anthony	0-1	0-0	0-0	0	0	0	1	0	0	0	0	3				
20	Williams, Nick	* 5-17	1-7	5-5	2	3	5	2	16	3	1	0	0	29			
22	Henderson, Marshall	* 4-8	4-6	4-4	1	2	3	0	16	2	2	0	1	31			
23	Buckner, Reginald	* 2-2	0-0	0-0	0	1	1	5	4	1	1	3	1	18			
28	Brutus, Terry	0-0	0-0	0-0	0	1	1	1	0	0	0	0	4				
31	Holloway, Murphy	* 8-13	0-0	2-7	3	6	9	3	18	2	0	0	2	36			
32	Summers, Jarvis	* 2-8	1-2	2-2	0	1	1	2	7	6	2	0	2	29			
34	Jones, Aaron	4-4	0-0	2-2	2	2	4	3	10	1	1	4	1	18			
Team					4	0	4										
Totals		27-61	7-20	20-25	12	20	32	18	81	15	8	7	8	200			

FG % 1st Half: 9-31 29.0% 2nd half: 18-30 60.0% Game: 27-61 44.3% Deadball Rebounds 1.2  
3FG % 1st Half: 4-12 33.3% 2nd half: 3-8 37.5% Game: 7-20 35.0%  
FT % 1st Half: 7-10 70.0% 2nd half: 13-15 86.7% Game: 20-25 80.0%

Hawai'i 66 • 6-5

##	Player	Total			3-Ptr			Rebounds			PF	TP	A	TO	Blk	Stl	Min
		FG-FGA	FG-FGA	FT-FTA	FG-FGA	FG-FGA	FT-FTA	Off	Def	Tot							
01	Tavita, Jace	0-2	0-2	0-0	1	3	4	0	0	8	3	0	0	31			
02	Jefferson, Garrett	0-0	0-0	0-0	0	0	0	0	0	0	0	0	0	2			
03	Jawato, Brandon	* 1-5	0-2	0-0	0	0	0	2	2	0	1	0	0	13			
13	Rozitis, Davis	0-0	0-0	0-0	0	0	0	1	0	0	0	1	0	1			
15	Joaquim, Vander	* 11-21	0-0	7-9	7	8	15	4	29	0	3	2	0	38			
21	Brereton, Hauns	0-2	0-2	0-0	0	1	1	0	0	0	0	0	0	5			
32	Spearman, Brandon	3-8	0-2	2-2	1	3	4	2	8	0	1	1	1	27			
33	Clair, Manroop	* 2-8	2-7	0-0	0	5	5	2	6	1	5	0	1	36			
34	Standhardinger, C.	* 3-11	0-1	4-5	4	1	5	3	10	4	1	0	0	32			
42	Fotu, Isaac	* 4-4	0-0	3-4	1	2	3	3	11	0	1	1	0	15			
Team					1	3	4										
Totals		24-61	2-16	16-20	15	26	41	17	66	13	15	5	2	200			

FG % 1st Half: 11-31 35.5% 2nd half: 13-30 43.3% Game: 24-61 39.3% Deadball Rebounds 4  
3FG % 1st Half: 1-9 11.1% 2nd half: 1-7 14.3% Game: 2-16 12.5%  
FT % 1st Half: 7-7 100.0% 2nd half: 9-13 69.2% Game: 16-20 80.0%

Officials: Terry Moore, Winsten Stith, Tommy Short  
Technical fouls: Ole Miss-None. Hawai'i-None.  
Attendance:  
Hawaiian Airlines Diamond Head Classic 5th Place Game

Score by periods	1st	2nd	Total
Ole Miss	29	52	81
Hawai'i	30	36	66

Points	In	Off	2nd	Fast	Bench
UM	36	26	17	2	20
UH	34	2	9	0	8

GAME-BY-GAME RECAPS

**Game 13 | Jan. 4, 2013**  
**Ole Miss 95, Fordham 68**  
**Oxford, Miss. | Tad Smith Coliseum**

**OXFORD, Miss. (AP)** - Marshall Henderson scored 21 points as Ole Miss placed five players in double figures Friday night to defeat Fordham 95-68 in the final nonconference game for both teams.

Reginald Buckner scored 18 points, Derrick Millinghaus had 16, Murphy Holloway 15 and Nick Williams 11 to lead a balanced attack for Ole Miss (11-2). The Rebels shot 50 percent from the field (33 of 66) and forced 22 Fordham turnovers.

Ryan Canty led Fordham (4-11), of the Atlantic 10 Conference, with 15 points, 10 rebounds and two blocked shots. Bryan Smith and Mandell Thomas added 14 and 12 points, respectively, for the Rams, who shot 38.8 percent (26 of 67) from the field.

The Rams led 14-13 in the opening seven minutes before scoring runs of 10-0 and 12-0 helped Ole Miss build a 46-35 halftime lead.

Fordham never seriously threatened in the second half. Ole Miss led by as many as 30 points, 91-61 with 3:22 left, after the second of two free throws by Williams.

The Rebels finished 22 of 27 (81.5 percent) from the free throw line and 7 of 16 (43.8 percent) from 3-point range, including three apiece from Henderson and Millinghaus.

The Rebels outrebounded Fordham 39-38, including a game-high 13 by Holloway, while Buckner blocked six shots and made three steals.

Fordham's Branden Frazier and Chris Gaston, who were averaging 16.4 and 15.1 points per game, respectively, were limited to six points apiece.

**Official Basketball Box Score -- Game Totals -- Final Statistics**  
**Fordham vs Ole Miss**  
**1/4/13 8 PM at Oxford, Miss./Tad Smith Coliseum**

**Fordham 68 • 4-11**

#	Player	Total			3-Ptr			Rebounds			PF	TP	A	TO	Blk	Stl	Min
		FG-FGA	FG-FGA	FT-FTA	FG-FGA	FG-FGA	FT-FTA	Off	Def	Tot							
33	GASTON, Chris	f	1-3	0-0	4-4	1	0	1	1	6	1	0	1	0	16		
42	CANTY, Ryan	c	6-8	0-0	3-6	4	6	10	5	15	0	1	2	1	29		
01	FRAZIER, Branden	g	3-9	0-4	0-0	2	3	5	3	6	6	5	0	1	28		
23	THOMAS, Mandell	g	5-15	2-4	0-0	0	2	2	1	12	0	4	0	1	33		
24	SMITH, Bryan	g	5-15	4-11	0-0	2	3	5	3	14	2	4	0	2	37		
10	LEONARD, Travion	g	4-9	0-0	0-0	4	2	6	3	8	1	2	0	1	20		
02	ZIVKOVIC, Luka	g	0-3	0-3	0-0	1	0	1	0	0	0	0	0	0	4		
15	MUSOVIC, Nihad	g	0-0	0-0	0-0	1	0	1	1	0	0	1	0	0	2		
20	FAY, Jared	g	0-1	0-1	0-0	0	0	0	0	0	0	0	0	0	3		
30	MYOMES, Ryan	g	1-2	0-0	0-0	0	2	2	0	2	1	0	0	0	11		
34	RHOERS, Jermaine	g	1-2	1-2	2-2	0	1	1	4	5	4	5	0	1	17		
<b>Team</b>						4	0	4									
<b>Totals</b>			26-67	7-25	9-12	19	19	38	21	68	15	22	3	7	200		
FG % 1st Half: 12-31		38.7%	2nd half: 14-36		38.9%	Game: 26-67		38.8%	Deadball								
3FG % 1st Half: 4-10		40.0%	2nd half: 3-15		20.0%	Game: 7-25		28.0%	Rebounds								
FT % 1st Half: 7-8		87.5%	2nd half: 2-4		50.0%	Game: 9-12		75.0%	2.1								

**Ole Miss 95 • 11-2**

#	Player	Total			3-Ptr			Rebounds			PF	TP	A	TO	Blk	Stl	Min
		FG-FGA	FG-FGA	FT-FTA	FG-FGA	FG-FGA	FT-FTA	Off	Def	Tot							
23	Buckner, Reginald	f	6-9	0-0	6-7	3	5	8	3	18	1	1	6	3	31		
31	Holloway, Murphy	f	6-14	0-0	3-4	7	6	13	1	15	1	2	0	1	25		
10	White, LaDarius	g	1-3	0-0	1-2	1	2	3	1	3	1	2	0	0	21		
22	Henderson, Marshall	g	7-14	3-8	4-5	0	3	3	1	21	2	2	0	1	30		
32	Summers, Jarvis	g	3-6	0-0	0-0	0	3	3	2	6	3	1	0	1	20		
01	Newby, Martavious	g	0-1	0-0	1-2	1	0	1	0	1	0	1	0	2	4		
03	Millinghaus, Derrick	g	5-9	3-5	3-3	0	0	0	2	16	2	1	0	2	20		
05	Peeper, Cade	g	0-0	0-0	0-0	0	0	0	0	0	0	0	0	0	1		
13	Perez, Anthony	g	0-0	0-0	0-0	0	0	0	0	0	0	2	0	0	3		
20	Williams, Nick	g	3-7	1-3	4-4	0	0	0	1	11	1	1	0	1	23		
24	Norman, Will	g	0-0	0-0	0-0	0	0	0	0	0	0	0	0	0	1		
34	Jones, Aaron	g	2-3	0-0	0-0	2	3	5	1	4	2	0	2	1	21		
<b>Team</b>						2	1	3									
<b>Totals</b>			33-66	7-16	22-27	16	23	39	12	95	13	13	8	12	200		
FG % 1st Half: 16-34		47.1%	2nd half: 17-32		53.1%	Game: 33-66		50.0%	Deadball								
3FG % 1st Half: 4-9		44.4%	2nd half: 3-7		42.9%	Game: 7-16		43.8%	Rebounds								
FT % 1st Half: 10-13		76.9%	2nd half: 12-14		85.7%	Game: 22-27		81.5%	2								

Officials: Joe Lindsay, Ron Groover, Jamie Luck  
 Technical fouls: Fordham-None, Ole Miss-None.  
 Attendance: 3167

Score by periods	1st	2nd	Total
Fordham	35	33	68
Ole Miss	46	49	95

Last FG - FOR 2nd-00:24, UM 2nd-02:03.  
 Largest lead - FOR by 4 1st-16:56, UM by 30 2nd-03:22.

Score tied - 3 times.  
 Lead changed - 6 times.

**Game 14 | Jan. 9, 2013**  
**Ole Miss 92, Tennessee 74**  
**Knoxville, Tenn. | Thompson-Boling Arena**

**KNOXVILLE, Tenn. (AP)** - Junior Marshall Henderson poured in a career-high 32 points and senior Murphy Holloway added 15 points and 12 rebounds as the Rebels topped Tennessee 92-74 in Knoxville to begin SEC play on Wednesday. It was just Ole Miss' second win in Thompson-Boling Arena and marked the first time since 2005-06 that the Rebels started SEC play 1-0.

Jarvis Summers scored 16 points and Holloway and Reginald Buckner each had double-doubles for the Rebels, who have won four straight games. Holloway had 15 points and 12 rebounds. Buckner scored 13 points and pulled down 15 rebounds.

Jordan McRae scored 26 points to match his career high for Tennessee (8-5), which closed a six-game home stand with its second consecutive loss. McRae also had 26 points Friday in an 85-80 loss to Memphis. Jarnell Stokes added 15 points and 11 rebounds.

This game shaped up as a confrontation between Mississippi's high-powered scoring attack and Tennessee's tenacious defense. Ole Miss headed into conference play leading the SEC with 83.1 points per game, which ranked the Rebels fifth nationally in scoring offense. Tennessee was yielding 58.8 points per game to rank second in the league in scoring defense.

Ole Miss exceeded its season scoring average by continually getting to the free-throw line, Tennessee's usual path to victory. That free-throw differential proved critical because neither team was connecting from long range.

Tennessee cut the lead to five early in the second half, but the Vols wouldn't get any closer. Henderson, who entered the night leading the SEC with 18.2 points per game, heated up midway through the second half and helped the Rebels put the game out of reach.



**Official Basketball Box Score -- Game Totals -- Final Statistics**  
**Ole Miss vs Tennessee**  
**01/09/13 8:00 p.m. at Knoxville, Tenn. (Thompson-Boling Arena)**

**Ole Miss 92 • 12-2, 1-0 SEC**

#	Player	Total			3-Ptr			Rebounds			PF	TP	A	TO	Blk	Stl	Min
		FG-FGA	FG-FGA	FT-FTA	FG-FGA	FG-FGA	FT-FTA	Off	Def	Tot							
23	Buckner, Reginald	f	3-4	0-0	7-9	4	11	15	5	13	0	2	1	0	29		
34	Jones, Aaron	f	0-1	0-0	1-2	1	2	3	4	1	0	1	3	0	17		
10	White, LaDarius	g	2-5	0-1	0-0	0	1	1	0	4	2	0	0	1	20		
22	Henderson, Marshall	g	8-19	3-12	13-14	0	4	4	1	32	1	2	0	2	36		
32	Summers, Jarvis	g	4-7	0-0	8-9	0	1	1	3	16	3	2	0	1	29		
01	Newby, Martavious	g	0-0	0-0	0-0	0	0	0	0	0	0	0	0	0	0+		
03	Millinghaus, Derrick	g	1-2	0-0	0-0	0	0	0	0	0	2	1	0	0	12		
13	Perez, Anthony	g	0-0	0-0	0-0	0	0	0	0	0	0	0	0	0	0+		
20	Williams, Nick	g	2-7	1-2	2-2	1	1	2	3	7	0	0	0	0	23		
25	Brutus, Terry	g	1-1	0-0	0-0	1	2	3	0	2	0	0	0	0	3		
31	Holloway, Murphy	g	4-12	0-0	7-8	4	8	12	3	15	2	4	1	2	31		
<b>Team</b>						3	3	6									
<b>Totals</b>			25-58	4-15	38-44	14	33	47	19	92	9	11	5	6	200		
FG % 1st Half: 13-31		41.9%	2nd half: 12-27		44.4%	Game: 25-58		43.1%	Deadball								
3FG % 1st Half: 0-6		0.0%	2nd half: 4-9		44.4%	Game: 4-15		26.7%	Rebounds								
FT % 1st Half: 12-14		85.7%	2nd half: 26-30		86.7%	Game: 38-44		86.4%	2								

**Tennessee 74 • 8-5, 0-1 SEC**

#	Player	Total			3-Ptr			Rebounds			PF	TP	A	TO	Blk	Stl	Min
		FG-FGA	FG-FGA	FT-FTA	FG-FGA	FG-FGA	FT-FTA	Off	Def	Tot							
05	Stokes, Jarnell	f	5-13	0-0	5-9	3	8	11	3	15	1	1	0	0	32		
20	Hall, Kenny	f	0-1	0-0	0-0	0	0	0	5	0	0	1	0	0	12		
01	Richardson, Josh	g	3-10	1-4	2-4	1	1	2	4	9	1	1	1	2	36		
11	Golden, Trae	g	3-10	1-4	0-0	0	2	2	5	7	5	1	0	0	23		
52	McRae, Jordan	g	8-14	3-8	7-9	1	3	4	3	26	2	1	1	1	35		
00	Makanjuola, Yemi	g	2-2	0-0	3-4	2	5	7	1	7	0	0	0	0	15		
03	Reese, Derek	g	3-8	1-5	0-0	1	3	4	1	7	1	0	0	1	20		
13	McBee, Skylar	g	1-5	1-4	0-0	0	0	0	3	3	0	0	0	1	20		
24	Lopez, Brandon	g	0-1	0-0	0-0	0	1	1	0	1	0	1	2	0	5		
32	Edwards, D'Montre	g	0-1	0-1	0-0	0	0	0	1	0	0	1	0	0	2		
<b>Team</b>						1	0	1									
<b>Totals</b>			25-65	7-26	17-26	9	23	32	27	74	11	8	2	6	200		
FG % 1st Half: 13-37		35.1%	2nd half: 12-28		42.9%	Game: 25-65		38.5%	Deadball								
3FG % 1st Half: 2-12		16.7%	2nd half: 5-14		35.7%	Game: 7-26		26.9%	Rebounds								
FT % 1st Half: 2-3		66.7%	2nd half: 15-23		65.2%	Game: 17-26		65.4%	7								

Officials: Anthony Jordan, Pat Adams, John Hampton  
 Technical fouls: Ole Miss-None, Tennessee-None.  
 Attendance: 17059

Score by periods	1st	2nd	Total
Ole Miss	38	54	92
Tennessee	30	44	74

Points	In	Off	2nd	Fast	Bench
UM	34	11	25	4	26
UT	32	13	11	7	17

GAME-BY-GAME RECAPS

**Game 15 | Jan. 12, 2013**  
**Ole Miss 64, No. 10/12 Missouri**  
**Oxford, Miss. | Tad Smith Coliseum**

**OXFORD, Miss. (AP)** - Murphy Holloway scored a game-high 22 points, repeatedly getting his chiseled 6-foot-7, 240-pound body into good position and finishing at the rim, to lead Ole Miss to a surprisingly easy 64-49 victory over No. 10 Missouri on Saturday.

Jarvis Summers added 12 points. He and Holloway helped offset a mediocre night from Marshall Henderson, the SEC's leading scorer who finished with only 11 points on 4 of 11 shooting.

Ole Miss (13-2, 2-0 Southeastern Conference) led the entire game, jumping out to an early 9-0 lead thanks to timely shooting and superior defense. Holloway was nearly unstoppable in the paint, making 8 of 12 shots from the field and 6 of 10 free throws.

Missouri (12-3, 1-1) was without leading scorer Laurence Bowers, who is out with a sprained MCL in his right knee, and it was obvious the offense missed him. The Tigers were led by 13 points from Jabari Brown.

Missouri pulled to 41-33 with 16 minutes remaining, but couldn't get any closer. The Rebels' defense was suffocating for most of the night, forcing 19 turnovers. And it seemed like every time there was a loose ball, an Ole Miss player would emerge from the pile with possession.

The convincing victory capped an impressive week to open SEC play. The Rebels beat Tennessee on the road on Wednesday. The Tigers needed nearly seven minutes to score their first basket. Missouri shot just 11 of 33 (33 percent) in the first half.

Ole Miss wasn't much better on offense early, shooting 38 percent from the field in the first half, but did enough to take a 31-22 lead into halftime. Derrick Millinghaus led the Rebels with 8 first half points, including a pair of 3-pointers.

**Official Basketball Box Score -- Game Totals -- Final Statistics**  
**Missouri vs Ole Miss**  
**1/12/13 7 PM at Oxford, Miss./Tad Smith Coliseum**

**Missouri 49 • 12-3 (1-1)**

#	Player	Total			3-Ptr			Rebounds			PF	TP	A	TO	Blk	Stl	Min
		FG-FGA	FG-FGA	FT-FTA	FG-FGA	FG-FGA	FT-FTA	Off	Def	Tot							
42	Oriakhi, Alex	f	2-4	0-0	0-0	2	4	6	2	4	0	2	3	0	23		
01	Pressey, Phil	g	5-11	0-4	0-0	1	2	3	0	10	5	5	0	36			
05	Bell, Keion	g	5-11	0-1	1-1	1	6	7	3	11	1	2	0	30			
32	Brown, Jabari	g	4-13	2-7	3-3	0	7	7	2	13	1	3	0	38			
33	Ross, Earnest	g	1-7	0-4	1-2	0	3	3	1	3	1	3	0	24			
03	Criswell, Tony	g	3-4	0-0	0-0	1	1	2	5	6	1	0	0	14			
10	Bull, Dominique	g	0-1	0-0	0-0	0	0	0	0	0	0	0	0	1			
14	Webster-Chan, Negus	g	0-2	0-2	0-0	1	0	1	1	0	0	3	0	9			
31	Feldmann, Danny	g	0-0	0-0	0-0	0	0	0	0	0	0	0	0	4			
35	Jankovic, Stefan	g	0-1	0-0	0-0	0	1	1	1	0	0	0	1	4			
44	Rosburg, Ryan	g	1-3	0-0	0-0	1	0	1	4	2	0	1	0	17			
Team						4			1			5					
Totals			21-57	2-18	5-6	11	25	36	19	49	9	19	4	6	200		

FG % 1st Half:	10-30	33.3%	2nd half:	11-27	40.7%	Game:	21-57	36.8%	Deadball	
3FG % 1st Half:	1-8	12.5%	2nd half:	1-10	10.0%	Game:	2-18	11.1%	Rebounds	0
FT % 1st Half:	1-2	50.0%	2nd half:	4-4	100.0%	Game:	5-6	83.3%		

**Ole Miss 64 • 13-2 (2-0)**

#	Player	Total			3-Ptr			Rebounds			PF	TP	A	TO	Blk	Stl	Min
		FG-FGA	FG-FGA	FT-FTA	FG-FGA	FG-FGA	FT-FTA	Off	Def	Tot							
23	Buckner,Reginald	f	0-5	0-0	0-0	3	7	10	3	0	0	1	1	1	32		
31	Holloway,Murphy	f	8-12	0-0	6-10	3	5	8	1	22	1	1	1	4	31		
10	White,LaDarius	g	2-6	0-3	0-0	0	2	2	0	4	1	3	0	20			
22	Henderson,Marshall	g	4-11	2-8	1-2	1	3	4	2	11	1	4	0	29			
32	Summers,Jarvis	g	2-8	0-1	8-8	0	3	3	3	12	1	1	1	27			
01	Newby,Martavious	g	0-0	0-0	0-0	0	0	0	1	0	0	0	0	3			
03	Millinghaus,Derrick	g	3-6	2-3	0-0	1	0	1	2	8	1	1	0	15			
20	Williams,Nick	g	2-6	1-3	0-0	0	2	2	1	5	2	1	0	26			
25	Brutus,Terry	g	0-0	0-0	0-0	0	0	0	0	0	0	0	0	1			
34	Jones,Aaron	g	1-2	0-0	0-0	1	2	3	1	2	0	0	0	16			
Team						2			4								
Totals			22-56	5-18	15-20	11	26	37	14	64	7	12	3	13	200		

FG % 1st Half:	12-32	37.5%	2nd half:	10-24	41.7%	Game:	22-56	39.3%	Deadball	
3FG % 1st Half:	4-11	36.4%	2nd half:	1-7	14.3%	Game:	5-18	27.8%	Rebounds	3
FT % 1st Half:	3-4	75.0%	2nd half:	12-16	75.0%	Game:	15-20	75.0%		

Officials: Mike Nance, Lee Cassekk, Tracy Woodson  
 Technical fouls: Missouri-None. Ole Miss-None.  
 Attendance: 9173

Score by periods	1st	2nd	Total
Missouri	22	27	49
Ole Miss	31	33	64

Points	In	Off	2nd	Fast	Bench
MU	30	12	9	4	8
MU	24	18	5	6	15

Last FG - MU 2nd-03:32, UM 2nd-07:44.  
 Largest lead - MU None, UM by 20 2nd-05:12.

Score tied - 0 times.  
 Lead changed - 0 times.

**Game 16 | Jan. 15, 2013**  
**Ole Miss 89, Vanderbilt 79 (OT)**  
**Nashville, Tenn. | Memorial Gym**

**NASHVILLE, Tenn. (AP)** - Marshall Henderson scored a game-high 26 points, including a buzzer beater 3-pointer that sent the game to overtime, as Ole Miss down Vanderbilt 89-79 on Tuesday night.

The Rebels (14-2, 3-0) extended the Southeastern Conference's longest winning streak by winning in Memorial Gym for the first time since 2001, and they had to do it by rallying from 13 points with 8:39 left.

Kevin Bright hit the Commodores' 17th 3, giving Vandy a 78-75 lead with 3.2 seconds left in regulation. Henderson flung the ball at the basket from about 35 feet away, and he ran around the court celebrating. Williams hit his jumper with 4:34 left in overtime, and the Rebels outscored Vanderbilt 11-1 in overtime to snap the Commodores' five-game winning streak in this series.

Vanderbilt (6-9, 0-3) set a Memorial Gym record hitting 17 3-pointers but couldn't overcome poor free throw shooting (10 of 23).

Henderson finished with a game-high 26 points for the Rebels who are 3-0 in league play for the first time since 2005-06 and now have their best start since opening the 2007-08 season 15-1. Jarvis Summers added 14 points, and Reginald Buckner posted a double-double with 14 points and 11 rebounds.

The Rebels improved to 6-47 against Vandy in Nashville by finishing the game on a 35-12 run including overtime.

Vanderbilt had its chances to close out the game in regulation, but the Commodores lost their third straight and fifth in six games by missing five straight free throws when they had a chance to protect the lead.

With the Commodores shooting away from outside, the Rebels dominated inside the paint outscoring Vandy 44-16 down low. They needed every bit.



**Official Basketball Box Score -- Game Totals -- Final Statistics**  
**Ole Miss vs Vanderbilt**  
**01/15/13 8 p.m. at Nashville, Tenn. (Memorial Gym)**



**Ole Miss 89 • 14-2, 3-0 SEC**

#	Player	Total			3-Ptr			Rebounds			PF	TP	A	TO	Blk	Stl	Min
		FG-FGA	FG-FGA	FT-FTA	FG-FGA	FG-FGA	FT-FTA	Off	Def	Tot							
23	Buckner,Reginald	f	6-9	0-0	2-2	5	6	11	3	14	2	1	3	0	33		
31	Holloway,Murphy	f	4-8	0-0	4-7	4	4	8	4	12	3	4	0	1	38		
10	White,LaDarius	g	4-5	1-1	0-1	0	1	1	2	9	1	0	0	22			
22	Henderson,Marshall	g	7-17	4-11	8-10	1	3	4	0	26	0	2	0	41			
32	Summers,Jarvis	g	5-10	0-2	4-5	0	5	5	3	14	3	1	0	34			
01	Newby,Martavious	g	0-0	0-0	0-0	1	0	1	0	0	0	1	0	4			
03	Millinghaus,Derrick	g	2-5	0-1	0-0	0	1	1	0	4	0	0	0	11			
13	Perez,Anthony	g	1-1	1-1	0-0	0	2	2	2	3	0	0	0	7			
20	Williams,Nick	g	3-7	0-2	0-0	0	0	0	0	6	0	1	0	16			
34	Jones,Aaron	g	0-0	0-0	1-2	1	2	3	2	1	0	0	1	19			
Team						0			2								
Totals			32-62	6-18	19-27	12	26	38	16	89	9	10	4	6	225		

FG % 1st Half:	15-27	55.6%	2nd half:	14-29	48.3%	OT:	3-6	50.0%	Game:	32-62	51.6%	Deadball	
3FG % 1st Half:	3-10	30.0%	2nd half:	3-8	37.5%	OT:	0-0	0.0%	Game:	6-18	33.3%	Rebounds	2
FT % 1st Half:	7-9	77.8%	2nd half:	7-13	53.8%	OT:	5-5	100.0%	Game:	19-27	70.4%		

**Vanderbilt 79 • 6-9, 0-3 SEC**

#	Player	Total			3-Ptr			Rebounds			PF	TP	A	TO	Blk	Stl	Min
		FG-FGA	FG-FGA	FT-FTA	FG-FGA	FG-FGA	FT-FTA	Off	Def	Tot							
00	ODOM, Rod	f	3-6	3-6	0-2	0	4	4	5	9	1	0	1	0	25		
21	JETER, Sheldon	f	4-8	2-6	3-7	1	3	4	2	13	2	1	0	1	32		
34	MOATS, Shelby	f	1-4	0-2	0-3	2	6	8	2	2	4	0	0	1	36		
02	JOHNSON, Kedren	g	6-14	5-11	2-2	0	2	2	0	19	8	1	0	41			
24	PARKER, Dai-Jon	g	5-9	2-3	4-7	3	3	6	2	16	4	2	0	38			
11	FULLER, Kyle	g	1-6	1-5	0-0	0	2	2	1	3	0	2	0	13			
15	BRIGHT, Kevin	g	4-9	4-7	0-0	2	2	4	4	12	1	4	0	30			
35	SIKAM, James	g	0-0	0-0	0-0	0	0	0	0	0	0	0	0	1			
40	HENDERSON, Josh	g	2-2	0-0	1-2	1	1	2	2	5	0	0	0	9			
Team						2			3								
Totals			26-58	17-40	10-23	11	24	35	19	79	20	12	1	5	225		

FG % 1st Half:	13-27	48.1%	2nd half:	13-25	52.0%	OT:	0-6	0.0%	Game:	26-58	44.8%	Deadball	
3FG % 1st Half:	12-20	60.0%	2nd half:	5-15	33.3%	OT:	0-5	0.0%	Game:	17-40	42.5%	Rebounds	8
FT % 1st Half:	3-7	42.9%	2nd half:	6-14	42.9%	OT:	1-2	50.0%	Game:	10-23	43.5%		

Officials: Antinio Petty, Jamie Luckie, Anthony Jordan  
 Technical fouls: Ole Miss-None. Vanderbilt-TEAM.  
 Attendance: 8851

Score by periods	1st	2nd	OT	Total
Ole Miss	40	38	11	89
Vanderbilt	41	37	1	79

Points	In	Off	2nd	Fast	Bench
MU	44	11	10	2	14
VU	16	17	10	4	20

Last FG - UM OT-01:39, VU 2nd-00:03.  
 Largest lead - UM by 10 OT-01:14, VU by 13 2nd-08:39.

Score tied - 5 times.  
 Lead changed - 11 times.

GAME-BY-GAME RECAPS

**Game 17 | Jan. 19, 2013**  
**Ole Miss 76, Arkansas 64**  
**Oxford, Miss. | Tad Smith Coliseum**

**NASHVILLE, Tenn. (AP)** - Marshall Henderson scored 16 points, Holloway added 15 and Ole Miss slowly pulled away late in the second half for a 76-64 victory over Arkansas on Saturday afternoon.

The hard-fought game was stopped by an approximately 30-minute long power outage with 5:37 left in the first half, which school officials said was due to a power failure that affected a large chunk of the campus. Ole Miss led 24-21 when the court went dark, and the Rebels seemed to respond better to the lengthy delay, pushing the lead to 34-26 by halftime when play finally resumed.

The Rebels didn't make a 3-pointer in the first half, but hit six of them after halftime to slowly pull away. Jarvis Summers and Nick Williams both added 14 points to help extend the team's winning streak to seven games.

Williams began the season as a starter, but has moved into a sixth man role that he's embraced. He was 3 of 5 from 3-point range.

Arkansas (11-6, 2-2) recovered from a 13-point deficit early in the second half to tie the game at 50 with 10:59 remaining. Marshawn Powell scored 16 points to lead the Razorbacks while B.J. Young scored 14 and Hunter Mickelson added 10.

The Rebels pushed their lead to 41-28 with 17:40 remaining in the game on a 3-pointer by Williams, but then Arkansas started a methodical comeback. The Razorbacks went on a 22-9 run over a little less than seven minutes, tying the game at 50 on Rickey Scott's basket with 10:59 left.

But Arkansas could never take the lead. Henderson and Williams hit back-to-back 3-pointers half to push Ole Miss ahead 58-52 and the Razorbacks could never mount another serious challenge.

**Official Basketball Box Score -- Game Totals -- Final Statistics**  
**Arkansas vs Ole Miss**  
**1/19/13 12:47 PM at Oxford, Miss./Tad Smith Coliseum**

**Arkansas 64 • 11-5 (2-2)**

##	Player	Total			3-Ptr			Rebounds			PF	TP	A	TO	Blk	Stl	Min
		FG-FGA	FG-FGA	FT-FTA	FG-FGA	FG-FGA	FT-FTA	Off	Def	Tot							
21	MICKELSON, Hunter	f	5-9	0-0	0-0	4	4	8	3	10	2	0	3	0	27		
33	POWELL, Marshawn	f	6-15	1-3	3-4	1	3	4	3	16	0	0	4	0	34		
03	SCOTT, Rickey	g	4-4	1-1	0-0	1	3	4	3	9	2	1	0	2	16		
11	YOUNG, BJ	g	6-17	0-5	2-4	2	2	4	2	14	5	4	0	2	33		
12	GULLEY, Fred	g	0-2	0-0	0-0	0	1	1	0	0	0	3	0	0	16		
00	MADDEN, Rashad	g	1-2	1-2	1-2	1	3	4	0	4	2	2	0	0	15		
01	WADE, Mardracus	g	0-3	0-2	0-0	1	1	2	2	0	1	4	0	2	14		
04	CLARKE, Coty	g	0-4	0-0	1-2	1	4	5	2	1	0	3	0	1	13		
05	BELL, Anthlon	g	0-1	0-1	0-0	0	0	0	1	0	0	0	0	0	1		
20	HAYDAR, Kikko	g	2-6	2-4	0-0	2	3	5	3	6	5	0	1	0	24		
22	WILLIAMS, Jacorey	g	2-3	0-1	0-0	0	1	1	1	4	0	1	0	0	6		
23	WAGNER, DeQuavious	g	0-0	0-0	0-0	0	0	0	0	0	0	0	0	0	1		
	Team		2	2	4							1					
<b>Totals</b>			26-66	5-19	7-12	15	27	42	20	64	17	19	7	8	200		

FG % 1st Half:	11-34	32.4%	2nd half:	15-32	46.9%	Game:	26-66	39.4%	Deadball
3FG % 1st Half:	3-12	25.0%	2nd half:	2-7	28.6%	Game:	5-19	26.3%	Rebounds
FT % 1st Half:	1-2	50.0%	2nd half:	6-10	60.0%	Game:	7-12	58.3%	2

**Ole Miss 76 • 15-2 (4-0)**

##	Player	Total			3-Ptr			Rebounds			PF	TP	A	TO	Blk	Stl	Min
		FG-FGA	FG-FGA	FT-FTA	FG-FGA	FG-FGA	FT-FTA	Off	Def	Tot							
31	Holloway, Murphy	f	7-13	0-0	1-1	4	7	11	1	15	2	4	0	2	32		
10	White, LaDarius	g	3-8	0-2	1-2	0	3	3	0	7	0	0	0	0	18		
22	Henderson, Marshall	g	5-16	3-10	3-3	2	3	5	2	16	2	2	1	5	32		
23	Buckner, Reginald	g	3-6	0-0	4-6	3	7	10	2	10	0	2	4	0	33		
32	Summers, Jarvis	g	6-11	0-1	2-3	1	2	3	3	14	7	5	0	3	32		
01	Newby, Martavious	g	0-0	0-0	0-0	0	0	0	0	0	0	0	0	0	3		
03	Millinghaus, Derrick	g	0-4	0-2	0-0	0	0	0	1	0	1	1	0	0	8		
20	Williams, Nick	g	4-10	3-5	3-6	2	2	4	1	14	3	1	0	0	27		
25	Brutus, Terry	g	0-0	0-0	0-0	0	0	0	0	0	0	0	0	0	0		
34	Jones, Aaron	g	0-2	0-0	0-2	3	2	5	1	0	0	1	1	1	15		
	Team		3	2	5												
<b>Totals</b>			28-70	6-20	14-23	18	28	46	11	76	15	16	6	11	200		

FG % 1st Half:	13-38	34.2%	2nd half:	15-32	46.9%	Game:	28-70	40.0%	Deadball
3FG % 1st Half:	0-8	0.0%	2nd half:	6-12	50.0%	Game:	6-20	30.0%	Rebounds
FT % 1st Half:	8-14	57.1%	2nd half:	6-9	66.7%	Game:	14-23	60.9%	6

Officials: Joe Lindsay, Patrick Evans, Forrest Sigler  
 Technical fouls: Arkansas-None. Ole Miss-None.  
 Attendance: 9004

Score by periods	1st	2nd	Total
Arkansas	26	38	64
Ole Miss	34	42	76

Points	In	Off	2nd	Fast	Bench
	Paint	T/O	Chance	Break	
AR	36	15	11	8	15
UM	32	17	9	9	14

Last FG - AR 2nd-01:36, UM 2nd-00:50.  
 Largest lead - AR by 4 1st-10:33, UM by 13 2nd-17:44.

Score tied - 5 times.  
 Lead changed - 3 times.

2012-13 Ole Miss Rebel Basketball  
Ole Miss Combined Team Statistics (as of Jan 24, 2013)  
All games

<b>RECORD:</b>	<b>OVERALL</b>	<b>HOME</b>	<b>AWAY</b>	<b>NEUTRAL</b>
<b>ALL GAMES.....</b>	<b>(16-2)</b>	<b>(11-0)</b>	<b>(4-1)</b>	<b>(1-1)</b>
<b>CONFERENCE.....</b>	<b>(5-0)</b>	<b>(3-0)</b>	<b>(2-0)</b>	<b>(0-0)</b>
<b>NON-CONFERENCE.....</b>	<b>(11-2)</b>	<b>(8-0)</b>	<b>(2-1)</b>	<b>(1-1)</b>

## Player	GP-GS	Min--Avg	---TOTAL---		---3-PTS---		----REBOUNDS----				PF	FO	A	TO	Blk	Stl	Pts	Avg		
			FG-FGA	Pct	3FG-FGA	Pct	FT-FTA	Pct	Off	Def									Tot	Avg
22 Henderson, Marshall.	18-18	543 30.2	102-258	.395	70-194	.361	75-86	.872	7	54	61	3.4	24	0	29	40	1	27	349	19.4
31 Holloway, Murphy....	18-17	532 29.6	113-203	.557	1-7	.143	50-95	.526	68	119	187	10.4	47	2	27	43	9	30	277	15.4
23 Buckner, Reginald...	18-18	503 27.9	68-106	.642	0-0	.000	50-82	.610	59	87	146	8.1	56	3	13	24	51	23	186	10.3
20 Williams, Nick.....	18-12	459 25.5	66-166	.398	21-61	.344	29-34	.853	12	35	47	2.6	30	0	30	15	1	11	182	10.1
32 Summers, Jarvis.....	18-17	457 25.4	47-117	.402	8-27	.296	51-72	.708	4	25	29	1.6	51	0	70	22	4	24	153	8.5
03 Millinghaus, Derrick	15-1	239 15.9	28-87	.322	10-33	.303	27-36	.750	4	16	20	1.3	19	0	25	17	0	18	93	6.2
10 White, LaDarius.....	18-6	306 17.0	27-75	.360	8-30	.267	9-16	.563	7	30	37	2.1	18	0	15	25	3	8	71	3.9
34 Jones, Aaron.....	18-1	296 16.4	25-46	.543	0-2	.000	8-15	.533	30	40	70	3.9	34	1	11	8	30	10	58	3.2
01 Newby, Martavious...	15-0	119 7.9	12-34	.353	1-14	.071	11-13	.846	11	15	26	1.7	13	0	10	11	1	14	36	2.4
13 Perez, Anthony.....	15-0	109 7.3	11-34	.324	4-18	.222	9-12	.750	11	10	21	1.4	15	0	7	9	3	3	35	2.3
04 Cox, Demarco.....	7-0	44 6.3	4-13	.308	0-0	.000	3-4	.750	2	6	8	1.1	3	0	0	2	1	2	11	1.6
25 Brutus, Terry.....	9-0	37 4.1	5-9	.556	0-0	.000	0-1	.000	4	5	9	1.0	4	0	0	1	0	2	10	1.1
24 Norman, Will.....	2-0	3 1.5	1-1	1.000	0-0	.000	0-1	.000	1	1	2	1.0	1	0	0	0	0	0	2	1.0
05 Peeper, Cade.....	3-0	3 1.0	0-0	.000	0-0	.000	0-0	.000	0	0	0	0.0	1	0	1	0	0	0	0	0.0
TEAM.....									35	36	71	3.9	0		1				0	
Total.....	18	3650	509-1149	.443	123-386	.319	322-467	.690	255	479	734	40.8	316	6	238	218	104	172	1463	81.3
Opponents.....	18	3650	410-1059	.387	99-359	.276	235-359	.655	218	454	672	37.3	378	-	217	318	48	107	1154	64.1

TEAM STATISTICS	UM	OPP	DATE	OPPONENT	W/L	SCORE	ATTEND
SCORING.....	1463	1154	11/9/12	MVSU	W	93-57	4992
Points per game.....	81.3	64.1	11/13/12	COSTAL CAROLINA	W	90-72	3059
Scoring margin.....	+17.2	-	11/16/12	UALR	W	92-52	3251
FIELD GOALS-ATT.....	509-1149	410-1059	11/20/12	MCNEESE STATE	W	76-50	3511
Field goal pct.....	.443	.387	11/23/12	LIPSCOMB	W	91-45	4591
3 POINT FG-ATT.....	123-386	99-359	%12/1/12	RUTGERS	W	80-67	4277
3-point FG pct.....	.319	.276	12/8/12	at Middle Tennessee	L	62-65	6107
3-pt FG made per game.	6.8	5.5	12/14/12	ETSU	W	77-55	3411
FREE THROWS-ATT.....	322-467	235-359	12/19/12	at Loyola Marymount	W	73-70	3021
Free throw pct.....	.690	.655	12/22/12	vs Indiana State	LOT	85-87	-
F-Throws made per game	17.9	13.1	12/23/12	vs San Francisco	W	85-78	-
REBOUNDS.....	734	672	12/25/12	at Hawai`i	W	81-66	-
Rebounds per game....	40.8	37.3	1/4/13	FORDHAM	W	95-68	3167
Rebounding margin.....	+3.4	-	*01/09/13	at Tennessee	W	92-74	17059
ASSISTS.....	238	217	*1/12/13	MISSOURI	W	64-49	9173
Assists per game.....	13.2	12.1	*01/15/13	at Vanderbilt	W OT	89-79	8851
TURNOVERS.....	218	318	*1/19/13	ARKANSAS	W	76-64	9004
Turnovers per game....	12.1	17.7	*1/24/13	TENNESSEE	W	62-56	9206
Turnover margin.....	+5.6	-	* = Conference game				
Assist/turnover ratio.	1.1	0.7	% = SEC/Big East Challenge				
STEALS.....	172	107	^ - Diamond Head Classic				
Steals per game.....	9.6	5.9					
BLOCKS.....	104	48					
Blocks per game.....	5.8	2.7					
ATTENDANCE.....	57642	35038					
Home games-Avg/Game...	11-5240	5-7008					
Neutral site-Avg/Game.	-	2-0					

SCORE BY PERIODS:	1st	2nd	OT	Total
Ole Miss.....	649	793	21	- 1463
Opponents.....	560	581	13	- 1154

2012-13 Ole Miss Rebel Basketball  
Ole Miss Combined Team Statistics (as of Jan 24, 2013)  
Conference games

<b>RECORD:</b>	<b>OVERALL</b>	<b>HOME</b>	<b>AWAY</b>	<b>NEUTRAL</b>
<b>ALL GAMES.....</b>	<b>(5-0)</b>	<b>(3-0)</b>	<b>(2-0)</b>	<b>(0-0)</b>
<b>CONFERENCE.....</b>	<b>(5-0)</b>	<b>(3-0)</b>	<b>(2-0)</b>	<b>(0-0)</b>
<b>NON-CONFERENCE.....</b>	<b>(0-0)</b>	<b>(0-0)</b>	<b>(0-0)</b>	<b>(0-0)</b>

## Player	GP-GS	Min--Avg	---TOTAL---		---3-PTS---		---FT-FTA---		----REBOUNDS----				PF	FO	A	TO	Blk	Stl	Pts	Avg
			FG-FGA	Pct	3FG-FGA	Pct	FT-FTA	Pct	Off	Def	Tot	Avg								
22 Henderson, Marshall.	5-5	170 34.0	31-79	.392	18-56	.321	33-37	.892	4	15	19	3.8	7	0	6	12	1	11	113	22.6
31 Holloway, Murphy....	5-4	157 31.4	26-51	.510	0-0	.000	20-33	.606	15	30	45	9.0	14	1	9	16	3	9	72	14.4
32 Summers, Jarvis.....	5-5	154 30.8	18-44	.409	0-6	.000	25-33	.758	1	12	13	2.6	15	0	22	12	1	8	61	12.2
23 Buckner, Reginald...	5-5	154 30.8	16-29	.552	0-0	.000	15-21	.714	19	35	54	10.8	17	1	3	6	11	2	47	9.4
20 Williams, Nick.....	5-0	117 23.4	14-38	.368	6-15	.400	5-8	.625	4	6	10	2.0	9	0	7	3	0	4	39	7.8
10 White, LaDarius.....	5-5	101 20.2	11-25	.440	1-7	.143	1-3	.333	0	7	7	1.4	3	0	4	5	0	1	24	4.8
03 Millinghaus, Derrick	5-0	54 10.8	6-19	.316	2-6	.333	2-2	1.000	1	1	2	0.4	4	0	6	2	0	3	16	3.2
13 Perez, Anthony.....	2-0	7 3.5	1-1	1.000	1-1	1.000	0-0	.000	0	2	2	1.0	2	0	0	0	0	0	3	1.5
34 Jones, Aaron.....	5-1	85 17.0	1-8	.125	0-0	.000	4-10	.400	7	11	18	3.6	8	0	0	3	9	3	6	1.2
25 Brutus, Terry.....	4-0	13 3.3	1-1	1.000	0-0	.000	0-0	.000	1	4	5	1.3	0	0	0	0	0	0	2	0.5
01 Newby, Martavious...	5-0	13 2.6	0-0	.000	0-0	.000	0-0	.000	1	0	1	0.2	4	0	0	1	0	2	0	0.0
TEAM.....										10	12	22	4.4	0		0				0
-----																				
Total.....	5	1025	125-295	.424	28-91	.308	105-147	.714	63	135	198	39.6	83	2	57	60	25	43	383	76.6
Opponents.....	5	1025	116-291	.399	34-118	.288	56-94	.596	56	130	186	37.2	115	-	66	79	17	28	322	64.4

TEAM STATISTICS	UM	OPP	DATE	OPPONENT	W/L	SCORE	ATTEND
SCORING.....	383	322	*01/09/13	at Tennessee	W	92-74	17059
Points per game.....	76.6	64.4	*1/12/13	MISSOURI	W	64-49	9173
Scoring margin.....	+12.2	-	*01/15/13	at Vanderbilt	W OT	89-79	8851
FIELD GOALS-ATT.....	125-295	116-291	*1/19/13	ARKANSAS	W	76-64	9004
Field goal pct.....	.424	.399	*1/24/13	TENNESSEE	W	62-56	9206
3 POINT FG-ATT.....	28-91	34-118	* = Conference game				
3-point FG pct.....	.308	.288	% = SEC/Big East Challenge				
3-pt FG made per game.	5.6	6.8	^ - Diamond Head Classic				
FREE THROWS-ATT.....	105-147	56-94					
Free throw pct.....	.714	.596					
F-Throws made per game	21.0	11.2					
REBOUNDS.....	198	186					
Rebounds per game....	39.6	37.2					
Rebounding margin....	+2.4	-					
ASSISTS.....	57	66					
Assists per game.....	11.4	13.2					
TURNOVERS.....	60	79					
Turnovers per game....	12.0	15.8					
Turnover margin.....	+3.8	-					
Assist/turnover ratio.	1.0	0.8					
STEALS.....	43	28					
Steals per game.....	8.6	5.6					
BLOCKS.....	25	17					
Blocks per game.....	5.0	3.4					
ATTENDANCE.....	27383	25910					
Home games-Avg/Game...	3-9128	2-12955					
Neutral site-Avg/Game.	-	0-0					

SCORE BY PERIODS:	1st	2nd	OT	Total
Ole Miss.....	161	211	11	383
Opponents.....	144	177	1	322

2012-13 Ole Miss Rebel Basketball  
 Ole Miss Team Game-by-Game (as of Jan 24, 2013)  
 All games

TEAM STATISTICS

Opponent	Date	Score	W/L	---TOTAL---		--3-PTRS--		---FT-FTA---		----REBOUNDS----				PF	A	TO	Blk	Stl	Pts---Avg		
				FG-FGA	Pct	3FG-FGA	Pct	FT-FTA	Pct	Off	Def	Tot	Avg								
MVSU	11/9/12	93-57	W	31-78	.397	6-27	.222	25-39	.641	24	30	54	54.0	20	14	11	8	13	93	93.0	
COSTAL CAROLINA	11/13/12	90-72	W	33-65	.508	9-27	.333	15-25	.600	12	22	34	44.0	18	19	11	3	9	90	91.5	
UALR	11/16/12	92-52	W	33-63	.524	6-18	.333	20-27	.741	13	34	47	45.0	20	13	15	10	9	92	91.7	
MCNEESE STATE	11/20/12	76-50	W	31-66	.470	3-14	.214	11-13	.846	21	26	47	45.5	10	14	14	3	10	76	87.8	
LIPSCOMB	11/23/12	91-45	W	30-69	.435	8-32	.250	23-33	.697	12	31	43	45.0	22	19	9	9	20	91	88.4	
RUTGERS	12/1/12	80-67	W	28-64	.438	7-23	.304	17-39	.436	16	26	42	44.5	17	18	8	3	6	80	87.0	
at Middle Tennessee	12/8/12	62-65	L	22-52	.423	5-21	.238	13-16	.813	10	25	35	43.1	20	7	18	4	6	62	83.4	
ETSU	12/14/12	77-55	W	28-64	.438	10-28	.357	11-18	.611	16	27	43	43.1	20	17	18	9	13	77	82.6	
at Loyola Marymount	12/19/12	73-70	W	28-66	.424	8-19	.421	9-15	.600	12	29	41	42.9	16	16	12	5	8	73	81.6	
vs Indiana State	12/22/12	85-87	Lot	34-83	.410	10-31	.323	7-13	.538	18	28	46	43.2	19	11	7	6	9	85	81.9	
vs San Francisco	12/23/12	85-78	W	26-57	.456	9-19	.474	24-30	.800	10	23	33	42.3	21	5	14	4	6	85	82.2	
at Hawai`i	12/25/12	81-66	W	27-61	.443	7-20	.350	20-25	.800	12	20	32	41.4	18	15	8	7	8	81	82.1	
FORDHAM	1/4/13	95-68	W	33-66	.500	7-16	.438	22-27	.815	16	23	39	41.2	12	13	13	8	12	95	83.1	
at Tennessee	01/09/13	92-74	W	25-58	.431	4-15	.267	38-44	.864	14	33	47	41.6	19	9	11	5	6	92	83.7	
MISSOURI	1/12/13	64-49	W	22-56	.393	5-18	.278	15-20	.750	11	26	37	41.3	14	9	12	4	13	64	82.4	
at Vanderbilt	01/15/13	89-79	Wot	32-62	.516	6-18	.333	19-27	.704	12	26	38	41.1	16	9	10	4	6	89	82.8	
ARKANSAS	1/19/13	76-64	W	28-70	.400	6-20	.300	14-23	.609	18	28	46	41.4	11	15	16	6	11	76	82.4	
TENNESSEE	1/24/13	62-56	W	18-49	.367	7-20	.350	19-33	.576	8	22	30	40.8	23	15	11	6	7	62	81.3	
Ole Miss				1463	509-1149	.443	123-386	.319	322-467	.690	255	479	734	40.8	316	238	218	104	172	1463	81.3
Opponents				1154	410-1059	.387	99-359	.276	235-359	.655	218	454	672	37.3	378	217	318	48	107	1154	64.1

Games played: 18  
 Points/game: 81.3  
 FG Pct: 44.3  
 3FG Pct: 31.9  
 FT Pct: 69.0

Rebounds/game: 40.8  
 Assists/game: 13.2  
 Turnovers/game: 12.1  
 Assist/turnover ratio: 1.1  
 Steals/game: 9.6  
 Blocks/game: 5.8

2012-13 Ole Miss Rebel Basketball  
 Ole Miss Opponent Game-by-Game (as of Jan 24, 2013)  
 All games

OPPONENT STATISTICS

Opponent	Date	Score	W/L	---TOTAL---		--3-PTRS--		FT-FTA		----REBOUNDS----				PF	A	TO	Blk	Stl	Pts---Avg		
				FG-FGA	Pct	3FG-FGA	Pct	Pct	Off	Def	Tot	Avg	Pts						Avg		
MVSU	11/9/12	93-57	W	19-59	.322	5-21	.238	14-24	.583	15	28	43	43.0	27	7	23	1	6	57	57.0	
COSTAL CAROLINA	11/13/12	90-72	W	26-62	.419	6-16	.375	14-22	.636	15	24	39	41.0	20	17	19	3	6	72	64.5	
UALR	11/16/12	92-52	W	19-64	.297	6-23	.261	8-15	.533	17	17	34	38.7	21	7	20	3	7	52	60.3	
MCNEESE STATE	11/20/12	76-50	W	20-59	.339	1-12	.083	9-11	.818	15	16	31	36.8	13	8	20	1	12	50	57.8	
LIPSCOMB	11/23/12	91-45	W	12-49	.245	2-17	.118	19-29	.655	8	30	38	37.0	26	8	26	2	3	45	55.2	
RUTGERS	12/1/12	80-67	W	22-54	.407	5-16	.313	18-26	.692	7	34	41	37.7	31	14	14	2	6	67	57.2	
at Middle Tennessee	12/8/12	62-65	L	24-54	.444	5-15	.333	12-19	.632	8	22	30	36.6	21	10	14	5	10	65	58.3	
ETSU	12/14/12	77-55	W	18-55	.327	5-22	.227	14-24	.583	14	26	40	37.0	17	8	22	2	9	55	57.9	
at Loyola Marymount	12/19/12	73-70	W	26-59	.441	5-14	.357	13-20	.650	10	29	39	37.2	15	14	17	1	6	70	59.2	
vs Indiana State	12/22/12	85-87	Lot	30-70	.429	9-22	.409	18-24	.750	14	31	45	38.0	10	16	13	3	3	87	62.0	
vs San Francisco	12/23/12	85-78	W	28-55	.509	7-22	.318	15-19	.789	5	22	27	37.0	24	14	14	0	2	78	63.5	
at Hawai`i	12/25/12	81-66	W	24-61	.393	2-16	.125	16-20	.800	15	26	41	37.3	17	13	15	5	2	66	63.7	
FORDHAM	1/4/13	95-68	W	26-67	.388	7-25	.280	9-12	.750	19	19	38	37.4	21	15	22	3	7	68	64.0	
at Tennessee	01/09/13	92-74	W	25-65	.385	7-26	.269	17-26	.654	9	23	32	37.0	27	11	8	2	6	74	64.7	
MISSOURI	1/12/13	64-49	W	21-57	.368	2-18	.111	5-6	.833	11	25	36	36.9	19	9	19	4	6	49	63.7	
at Vanderbilt	01/15/13	89-79	Wot	26-58	.448	17-40	.425	10-23	.435	11	24	35	36.8	19	20	12	1	5	79	64.6	
ARKANSAS	1/19/13	76-64	W	26-66	.394	5-19	.263	7-12	.583	15	27	42	37.1	20	17	19	7	8	64	64.6	
TENNESSEE	1/24/13	62-56	W	18-45	.400	3-15	.200	17-27	.630	10	31	41	37.3	30	9	21	3	3	56	64.1	
Opponents				1154	410-1059	.387	99-359	.276	235-359	.655	218	454	672	37.3	378	217	318	48	107	1154	64.1
Ole Miss				1463	509-1149	.443	123-386	.319	322-467	.690	255	479	734	40.8	316	238	218	104	172	1463	81.3

Games played: 18  
 Points/game: 64.1  
 FG Pct: 38.7  
 3FG Pct: 27.6  
 FT Pct: 65.5

Rebounds/game: 37.3  
 Assists/game: 12.1  
 Turnovers/game: 17.7  
 Assist/turnover ratio: 0.7  
 Steals/game: 5.9  
 Blocks/game: 2.7

2012-13 Ole Miss Rebel Basketball  
Ole Miss Individual Game-by-Game (as of Jan 24, 2013)  
All games

#01 Newby, Martavious

Opponent	Date	GS	Min	---TOTAL---		---3-PTS---		----REBOUNDS----								PF	FO	A	TO	Blk	Stl	Pts	Avg
				FG-FGA	Pct	3FG-FGA	Pct	FT-FTA	Pct	Off	Def	Tot	Avg										
MVSU	11/9/12		15	4-12	.333	0-3	.000	3-3	1.000	5	3	8	8.0	2	0	2	2	1	0	11	11.0		
COSTAL CAROLINA	11/13/12		12	3-5	.600	0-2	.000	0-0	.000	0	0	0	4.0	0	0	1	0	0	2	6	8.5		
UALR	11/16/12		13	0-1	.000	0-1	.000	0-0	.000	1	2	3	3.7	0	0	0	2	0	0	0	5.7		
MCNEESE STATE	11/20/12		12	3-5	.600	0-2	.000	0-0	.000	1	3	4	3.8	1	0	0	0	0	6	5.8			
LIPSCOMB	11/23/12		20	0-5	.000	0-3	.000	7-8	.875	0	3	3	3.6	2	0	1	2	0	6	7	6.0		
at Middle Tennessee	12/8/12		5	1-1	1.000	0-0	.000	0-0	.000	0	0	0	3.0	1	0	0	0	0	2	5.3			
ETSU	12/14/12		21	1-2	.500	1-2	.500	0-0	.000	2	4	6	3.4	2	0	6	1	0	2	3	5.0		
vs San Francisco	12/23/12		3	0-2	.000	0-1	.000	0-0	.000	0	0	0	3.0	1	0	0	1	0	0	4.4			
at Hawai`i	12/25/12		1	0-0	.000	0-0	.000	0-0	.000	0	0	0	2.7	0	0	0	1	0	0	3.9			
FORDHAM	1/4/13		4	0-1	.000	0-0	.000	1-2	.500	1	0	1	2.5	0	0	0	1	0	2	1	3.6		
at Tennessee	01/09/13		0	0-0	.000	0-0	.000	0-0	.000	0	0	0	2.3	0	0	0	0	0	0	3.3			
MISSOURI	1/12/13		3	0-0	.000	0-0	.000	0-0	.000	0	0	0	2.1	1	0	0	0	0	0	3.0			
at Vanderbilt	01/15/13		4	0-0	.000	0-0	.000	0-0	.000	1	0	1	2.0	0	0	0	1	0	1	2.8			
ARKANSAS	1/19/13		3	0-0	.000	0-0	.000	0-0	.000	0	0	0	1.9	0	0	0	0	0	0	2.6			
TENNESSEE	1/24/13		3	0-0	.000	0-0	.000	0-0	.000	0	0	0	1.7	3	0	0	0	0	1	2.4			
Totals.....		0	119	12-34	.353	1-14	.071	11-13	.846	11	15	26	1.7	13	0	10	11	1	14	36	2.4		

Games played: 15  
Minutes/game: 7.9  
Points/game: 2.4  
FG Pct: 35.3  
3FG Pct: 7.1  
FT Pct: 84.6

Rebounds/game: 1.7  
Assists/game: 0.7  
Turnovers/game: 0.7  
Assist/turnover ratio: 0.9  
Steals/game: 0.9  
Blocks/game: 0.1

### #03 Millinghaus, Derrick

Opponent	Date	GS	Min	---TOTAL---		---3-PTS---		----REBOUNDS----													
				FG-FGA	Pct	3FG-FGA	Pct	FT-FTA	Pct	Off	Def	Tot	Avg	PF	FO	A	TO	Blk	Stl	Pts	Avg
MVSU	11/9/12		22	1-9	.111	0-3	.000	4-8	.500	1	1	2	2.0	2	0	3	2	0	3	6	6.0
COSTAL CAROLINA	11/13/12	*	16	0-4	.000	0-1	.000	4-4	1.000	0	2	2	2.0	3	0	1	1	0	2	4	5.0
UALR	11/16/12		25	5-11	.455	0-2	.000	9-11	.818	0	4	4	2.7	2	0	5	4	0	3	19	9.7
at Middle Tennessee	12/8/12		6	1-3	.333	0-2	.000	0-0	.000	0	0	0	2.0	2	0	0	4	0	0	2	7.8
ETSU	12/14/12		20	4-9	.444	1-5	.200	0-0	.000	0	0	0	1.6	1	0	2	1	0	3	9	8.0
at Loyola Marymount	12/19/12		9	1-3	.333	0-0	.000	0-0	.000	0	2	2	1.7	1	0	3	1	0	1	2	7.0
vs Indiana State	12/22/12		26	3-12	.250	2-5	.400	1-2	.500	2	3	5	2.1	0	0	2	1	0	0	9	7.3
vs San Francisco	12/23/12		24	1-4	.250	1-2	.500	2-4	.500	0	2	2	2.1	2	0	1	0	0	1	5	7.0
at Hawai`i	12/25/12		17	1-4	.250	1-2	.500	2-2	1.000	0	1	1	2.0	0	0	0	0	0	0	5	6.8
FORDHAM	1/4/13		20	5-9	.556	3-5	.600	3-3	1.000	0	0	0	1.8	2	0	2	1	0	2	16	7.7
at Tennessee	01/09/13		12	1-2	.500	0-0	.000	0-0	.000	0	0	0	1.6	0	0	1	0	0	0	2	7.2
MISSOURI	1/12/13		15	3-6	.500	2-3	.667	0-0	.000	1	0	1	1.6	2	0	1	1	0	1	8	7.3
at Vanderbilt	01/15/13		11	2-5	.400	0-1	.000	0-0	.000	0	1	1	1.5	0	0	0	0	0	1	4	7.0
ARKANSAS	1/19/13		8	0-4	.000	0-2	.000	0-0	.000	0	0	0	1.4	1	0	1	1	0	0	0	6.5
TENNESSEE	1/24/13		8	0-2	.000	0-0	.000	2-2	1.000	0	0	0	1.3	1	0	3	0	0	1	2	6.2
Totals.....		1	239	28-87	.322	10-33	.303	27-36	.750	4	16	20	1.3	19	0	25	17	0	18	93	6.2

Games played: 15  
 Minutes/game: 15.9  
 Points/game: 6.2  
 FG Pct: 32.2  
 3FG Pct: 30.3  
 FT Pct: 75.0

Rebounds/game: 1.3  
 Assists/game: 1.7  
 Turnovers/game: 1.1  
 Assist/turnover ratio: 1.5  
 Steals/game: 1.2

## #04 Cox, Demarco

Opponent	Date	GS	Min	---TOTAL---		---3-PTS---		----REBOUNDS----													
				FG-FGA	Pct	3FG-FGA	Pct	FT-FTA	Pct	Off	Def	Tot	Avg	PF	FO	A	TO	Blk	Stl	Pts	Avg
MCNEESE STATE	11/20/12		14	1-5	.200	0-0	.000	2-2	1.000	2	1	3	3.0	0	0	0	1	0	0	4	4.0
LIPSCOMB	11/23/12		9	2-4	.500	0-0	.000	0-0	.000	0	1	1	2.0	1	0	0	0	0	2	4	4.0
RUTGERS	12/1/12		1	0-0	.000	0-0	.000	0-0	.000	0	0	0	1.3	0	0	0	0	0	0	0	2.7
ETSU	12/14/12		12	1-2	.500	0-0	.000	1-2	.500	0	3	3	1.8	1	0	0	0	1	0	3	2.8
at Loyola Marymount	12/19/12		2	0-0	.000	0-0	.000	0-0	.000	0	0	0	1.4	0	0	0	0	0	0	0	2.2
vs Indiana State	12/22/12		1	0-1	.000	0-0	.000	0-0	.000	0	1	1	1.3	0	0	0	0	0	0	0	1.8
vs San Francisco	12/23/12		5	0-1	.000	0-0	.000	0-0	.000	0	0	0	1.1	1	0	0	1	0	0	0	1.6
Totals.....		0	44	4-13	.308	0-0	.000	3-4	.750	2	6	8	1.1	3	0	0	2	1	2	11	1.6

Games played: 7  
 Minutes/game: 6.3  
 Points/game: 1.6  
 FG Pct: 30.8  
 FT Pct: 75.0

Rebounds/game: 1.1  
 Turnovers/game: 0.3  
 Steals/game: 0.3  
 Blocks/game: 0.1

## #05 Peeper, Cade

Opponent	Date	GS	Min	---TOTAL---		---3-PTS---		---REBOUNDS---														
				FG-FGA	Pct	3FG-FGA	Pct	FT-FTA	Pct	Off	Def	Tot	Avg	PF	FO	A	TO	Blk	Stl	Pts	Avg	
MVSU	11/9/12		1	0-0	.000	0-0	.000	0-0	.000	0	0	0	0.0	1	0	0	0	0	0	0	0	0.0
LIPSCOMB	11/23/12		1	0-0	.000	0-0	.000	0-0	.000	0	0	0	0.0	0	0	1	0	0	0	0	0	0.0
FORDHAM	1/4/13		1	0-0	.000	0-0	.000	0-0	.000	0	0	0	0.0	0	0	0	0	0	0	0	0	0.0
Totals.....		0	3	0-0	.000	0-0	.000	0-0	.000	0	0	0	0.0	1	0	1	0	0	0	0	0	0.0

Games played: 3  
 Minutes/game: 1.0

Assists/game: 0.3  
 Assist/turnover ratio: 99.9

## #10 White, LaDarius

Opponent	Date	GS	Min	---TOTAL---		---3-PTS---		----REBOUNDS----													
				FG-FGA	Pct	3FG-FGA	Pct	FT-FTA	Pct	Off	Def	Tot	Avg	PF	FO	A	TO	Blk	Stl	Pts	Avg
MVSU	11/9/12		17	0-5	.000	0-3	.000	1-2	.500	1	6	7	7.0	2	0	1	0	1	1	1	1.0
COSTAL CAROLINA	11/13/12		10	0-3	.000	0-1	.000	0-0	.000	1	0	1	4.0	0	0	0	1	1	0	0	0.5
UALR	11/16/12		21	3-5	.600	0-1	.000	2-2	1.000	0	3	3	3.7	2	0	2	3	0	1	8	3.0
MCNEESE STATE	11/20/12		16	2-6	.333	0-0	.000	0-0	.000	1	2	3	3.5	2	0	0	0	0	0	4	3.3
LIPSCOMB	11/23/12		16	2-5	.400	2-4	.500	0-0	.000	0	3	3	3.4	2	0	0	2	1	0	6	3.8
RUTGERS	12/1/12		26	5-6	.833	3-4	.750	0-2	.000	1	2	3	3.3	2	0	1	1	0	1	13	5.3
at Middle Tennessee	12/8/12		16	0-4	.000	0-1	.000	0-0	.000	0	0	0	2.9	2	0	0	3	0	1	0	4.6
ETSU	12/14/12		6	0-1	.000	0-1	.000	0-0	.000	0	0	0	2.5	0	0	0	2	0	0	0	4.0
at Loyola Marymount	12/19/12		14	1-3	.333	1-2	.500	0-0	.000	1	1	2	2.4	1	0	3	3	0	1	3	3.9
vs Indiana State	12/22/12		15	0-3	.000	0-2	.000	0-0	.000	1	1	2	2.4	0	0	2	1	0	0	0	3.5
vs San Francisco	12/23/12		13	1-2	.500	1-1	1.000	1-2	.500	0	0	0	2.2	0	0	1	2	0	1	4	3.5
at Hawai`i	12/25/12		14	1-4	.250	0-3	.000	3-3	1.000	0	3	3	2.3	1	0	0	0	0	1	5	3.7
FORDHAM	1/4/13	*	21	1-3	.333	0-0	.000	1-2	.500	1	2	3	2.3	1	0	1	2	0	0	3	3.6
at Tennessee	01/09/13	*	20	2-5	.400	0-1	.000	0-0	.000	0	1	1	2.2	0	0	2	0	0	1	4	3.6
MISSOURI	1/12/13	*	20	2-6	.333	0-3	.000	0-0	.000	0	2	2	2.2	0	0	1	3	0	0	4	3.7
at Vanderbilt	01/15/13	*	22	4-5	.800	1-1	1.000	0-1	.000	0	1	1	2.1	2	0	1	0	0	0	9	4.0
ARKANSAS	1/19/13	*	18	3-8	.375	0-2	.000	1-2	.500	0	3	3	2.2	0	0	0	0	0	0	7	4.2
TENNESSEE	1/24/13	*	21	0-1	.000	0-0	.000	0-0	.000	0	0	0	2.1	1	0	0	2	0	0	0	3.9
Totals.....		6	306	27-75	.360	8-30	.267	9-16	.563	7	30	37	2.1	18	0	15	25	3	8	71	3.9

Games played: 18  
 Minutes/game: 17.0  
 Points/game: 3.9  
 FG Pct: 36.0  
 3FG Pct: 26.7  
 FT Pct: 56.3

Rebounds/game: 2.1  
 Assists/game: 0.8  
 Turnovers/game: 1.4  
 Assist/turnover ratio: 0.6  
 Steals/game: 0.4  
 Blocks/game: 0.2

### #13 Perez,Anthony

Opponent	Date	GS	Min	---TOTAL---		---3-PTS---		----REBOUNDS----													
				FG-FGA	Pct	3FG-FGA	Pct	FT-FTA	Pct	Off	Def	Tot	Avg	PF	FO	A	TO	Blk	Stl	Pts	Avg
MVSU	11/9/12		18	3-8	.375	1-4	.250	2-2	1.000	1	1	2	2.0	2	0	0	0	1	0	9	9.0
COSTAL CAROLINA	11/13/12		14	1-3	.333	0-2	.000	0-0	.000	1	0	1	1.5	1	0	1	1	0	0	2	5.5
UALR	11/16/12		13	2-4	.500	1-2	.500	0-0	.000	0	3	3	2.0	3	0	2	0	1	0	5	5.3
MCNEESE STATE	11/20/12		10	1-4	.250	0-1	.000	0-0	.000	2	2	4	2.5	1	0	2	1	0	0	2	4.5
LIPSCOMB	11/23/12		18	2-8	.250	0-4	.000	5-6	.833	3	1	4	2.8	3	0	1	1	1	1	9	5.4
RUTGERS	12/1/12		8	0-1	.000	0-1	.000	0-2	.000	1	0	1	2.5	1	0	1	1	0	0	0	4.5
at Middle Tennessee	12/8/12		0	0-0	.000	0-0	.000	0-0	.000	0	0	0	2.1	0	0	0	0	0	1	0	3.9
ETSU	12/14/12		3	0-1	.000	0-0	.000	2-2	1.000	2	0	2	2.1	0	0	0	1	0	1	2	3.6
at Loyola Marymount	12/19/12		1	0-0	.000	0-0	.000	0-0	.000	0	0	0	1.9	0	0	0	0	0	0	0	3.2
vs Indiana State	12/22/12		5	0-1	.000	0-1	.000	0-0	.000	0	1	1	1.8	1	0	0	1	0	0	0	2.9
vs San Francisco	12/23/12		6	1-2	.500	1-2	.500	0-0	.000	1	0	1	1.7	0	0	0	1	0	0	3	2.9
at Hawai`i	12/25/12		3	0-1	.000	0-0	.000	0-0	.000	0	0	0	1.6	1	0	0	0	0	0	0	2.7
FORDHAM	1/4/13		3	0-0	.000	0-0	.000	0-0	.000	0	0	0	1.5	0	0	0	2	0	0	0	2.5
at Tennessee	01/09/13		0	0-0	.000	0-0	.000	0-0	.000	0	0	0	1.4	0	0	0	0	0	0	0	2.3
at Vanderbilt	01/15/13		7	1-1	1.000	1-1	1.000	0-0	.000	0	2	2	1.4	2	0	0	0	0	0	3	2.3
Totals.....		0	109	11-34	.324	4-18	.222	9-12	.750	11	10	21	1.4	15	0	7	9	3	3	35	2.3

Games played: 15  
 Minutes/game: 7.3  
 Points/game: 2.3  
 FG Pct: 32.4  
 3FG Pct: 22.2  
 FT Pct: 75.0

Rebounds/game: 1.4  
 Assists/game: 0.5  
 Turnovers/game: 0.6  
 Assist/turnover ratio: 0.8  
 Steals/game: 0.2  
 Blocks/game: 0.2

## #20 Williams, Nick

Opponent	Date	GS	Min	---TOTAL---		---3-PTS---		----REBOUNDS----													
				FG-FGA	Pct	3FG-FGA	Pct	FT-FTA	Pct	Off	Def	Tot	Avg	PF	FO	A	TO	Blk	Stl	Pts	Avg
MVSU	11/9/12	*	20	1-6	.167	0-1	.000	2-2	1.000	0	2	2	2.0	0	0	3	1	0	1	4	4.0
COSTAL CAROLINA	11/13/12	*	22	4-9	.444	2-5	.400	1-2	.500	0	2	2	2.0	0	0	3	0	0	0	11	7.5
UALR	11/16/12	*	20	4-7	.571	0-1	.000	4-5	.800	0	3	3	2.3	0	0	2	0	1	0	12	9.0
MCNEESE STATE	11/20/12	*	27	3-10	.300	0-0	.000	4-4	1.000	1	2	3	2.5	0	0	0	2	0	1	10	9.3
LIPSCOMB	11/23/12	*	21	5-9	.556	3-5	.600	1-1	1.000	0	3	3	2.6	4	0	1	2	0	0	14	10.2
RUTGERS	12/1/12	*	29	3-12	.250	0-3	.000	0-0	.000	2	1	3	2.7	1	0	4	1	0	0	6	9.5
at Middle Tennessee	12/8/12	*	35	4-5	.800	1-1	1.000	2-2	1.000	1	4	5	3.0	3	0	2	1	0	1	11	9.7
ETSU	12/14/12	*	23	4-10	.400	1-4	.250	1-1	1.000	1	2	3	3.0	3	0	1	2	0	2	10	9.8
at Loyola Marymount	12/19/12	*	31	6-13	.462	1-5	.200	0-0	.000	0	2	2	2.9	2	0	2	1	0	1	13	10.1
vs Indiana State	12/22/12	*	29	3-11	.273	1-5	.200	0-0	.000	1	3	4	3.0	2	0	0	0	0	0	7	9.8
vs San Francisco	12/23/12	*	33	7-12	.583	4-6	.667	0-0	.000	0	2	2	2.9	3	0	1	0	0	0	18	10.5
at Hawai`i	12/25/12	*	29	5-17	.294	1-7	.143	5-5	1.000	2	3	5	3.1	2	0	3	1	0	0	16	11.0
FORDHAM	1/4/13		23	3-7	.429	1-3	.333	4-4	1.000	0	0	0	2.8	1	0	1	1	0	1	11	11.0
at Tennessee	01/09/13		23	2-7	.286	1-2	.500	2-2	1.000	1	1	2	2.8	3	0	0	0	0	0	7	10.7
MISSOURI	1/12/13		26	2-6	.333	1-3	.333	0-0	.000	0	2	2	2.7	1	0	2	1	0	3	5	10.3
at Vanderbilt	01/15/13		16	3-7	.429	0-2	.000	0-0	.000	0	0	0	2.6	0	0	0	1	0	0	6	10.1
ARKANSAS	1/19/13		27	4-10	.400	3-5	.600	3-6	.500	2	2	4	2.6	1	0	3	1	0	0	14	10.3
TENNESSEE	1/24/13		25	3-8	.375	1-3	.333	0-0	.000	1	1	2	2.6	4	0	2	0	0	1	7	10.1
Totals.....		12	459	66-166	.398	21-61	.344	29-34	.853	12	35	47	2.6	30	0	30	15	1	11	182	10.1

Games played: 18  
 Minutes/game: 25.5  
 Points/game: 10.1  
 FG Pct: 39.8  
 3FG Pct: 34.4  
 FT Pct: 85.3

Rebounds/game: 2.6  
 Assists/game: 1.7  
 Turnovers/game: 0.8  
 Assist/turnover ratio: 2.0  
 Steals/game: 0.6  
 Blocks/game: 0.1

## #22 Henderson, Marshall

Opponent	Date	GS	Min	---TOTAL---		---3-PTS---		----REBOUNDS----								PF	FO	A	TO	Blk	Stl	Pts	Avg
				FG-FGA	Pct	3FG-FGA	Pct	FT-FTA	Pct	Off	Def	Tot	Avg										
MVSU	11/9/12	*	23	6-12	.500	5-11	.455	5-6	.833	0	1	1	1.0	0	0	1	1	0	2	22	22.0		
COSTAL CAROLINA	11/13/12	*	29	8-17	.471	6-13	.462	5-5	1.000	0	2	2	1.5	2	0	4	2	0	2	27	24.5		
UALR	11/16/12	*	23	6-12	.500	5-10	.500	0-0	.000	0	2	2	1.7	1	0	0	2	0	0	17	22.0		
MCNEESE STATE	11/20/12	*	27	3-12	.250	2-10	.200	1-1	1.000	0	3	3	2.0	0	0	2	4	0	2	9	18.8		
LIPSCOMB	11/23/12	*	23	3-14	.214	2-12	.167	2-2	1.000	0	7	7	3.0	2	0	5	0	0	2	10	17.0		
RUTGERS	12/1/12	*	28	4-13	.308	3-12	.250	7-9	.778	0	3	3	3.0	3	0	2	2	0	0	18	17.2		
at Middle Tennessee	12/8/12	*	34	6-17	.353	3-12	.250	2-2	1.000	0	5	5	3.3	1	0	0	2	0	1	17	17.1		
ETSU	12/14/12	*	29	7-15	.467	6-13	.462	2-2	1.000	0	6	6	3.6	2	0	1	5	0	2	22	17.8		
at Loyola Marymount	12/19/12	*	33	5-13	.385	4-9	.444	4-7	.571	1	1	2	3.4	0	0	3	3	0	1	18	17.8		
vs Indiana State	12/22/12	*	37	10-23	.435	7-16	.438	0-0	.000	1	2	3	3.4	4	0	1	0	0	2	27	18.7		
vs San Francisco	12/23/12	*	26	2-9	.222	2-6	.333	6-6	1.000	0	2	2	3.3	1	0	0	3	0	0	12	18.1		
at Hawai`i	12/25/12	*	31	4-8	.500	4-6	.667	4-4	1.000	1	2	3	3.3	0	0	2	2	0	1	16	17.9		
FORDHAM	1/4/13	*	30	7-14	.500	3-8	.375	4-5	.800	0	3	3	3.2	1	0	2	2	0	1	21	18.2		
at Tennessee	01/09/13	*	36	8-19	.421	3-12	.250	13-14	.929	0	4	4	3.3	1	0	1	2	0	2	32	19.1		
MISSOURI	1/12/13	*	29	4-11	.364	2-8	.250	1-2	.500	1	3	4	3.3	2	0	2	4	0	3	11	18.6		
at Vanderbilt	01/15/13	*	41	7-17	.412	4-11	.364	8-10	.800	1	3	4	3.4	0	0	0	2	0	1	26	19.1		
ARKANSAS	1/19/13	*	32	5-16	.313	3-10	.300	3-3	1.000	2	3	5	3.5	2	0	2	2	1	5	16	18.9		
TENNESSEE	1/24/13	*	32	7-16	.438	6-15	.400	8-8	1.000	0	2	2	3.4	2	0	1	2	0	0	28	19.4		
Totals.....		18	543	102-258	.395	70-194	.361	75-86	.872	7	54	61	3.4	24	0	29	40	1	27	349	19.4		

Games played: 18  
 Minutes/game: 30.2  
 Points/game: 19.4  
 FG Pct: 39.5  
 3FG Pct: 36.1  
 FT Pct: 87.2

Rebounds/game: 3.4  
 Assists/game: 1.6  
 Turnovers/game: 2.2  
 Assist/turnover ratio: 0.7  
 Steals/game: 1.5  
 Blocks/game: 0.1

## #23 Buckner,Reginald

Opponent	Date	GS	Min	---TOTAL---		---3-PTS---		----REBOUNDS----													
				FG-FGA	Pct	3FG-FGA	Pct	FT-FTA	Pct	Off	Def	Tot	Avg	PF	FO	A	TO	Blk	Stl	Pts	Avg
MVSU	11/9/12	*	27	3-4	.750	0-0	.000	4-6	.667	2	3	5	5.0	2	0	1	1	3	4	10	10.0
COSTAL CAROLINA	11/13/12	*	17	2-3	.667	0-0	.000	2-3	.667	1	1	2	3.5	5	1	1	2	1	1	6	8.0
UALR	11/16/12	*	21	4-9	.444	0-0	.000	2-3	.667	5	6	11	6.0	2	0	1	1	3	0	10	8.7
MCNEESE STATE	11/20/12	*	25	6-6	1.000	0-0	.000	1-3	.333	4	3	7	6.3	3	0	1	1	2	1	13	9.8
LIPSCOMB	11/23/12	*	25	3-4	.750	0-0	.000	4-7	.571	2	5	7	6.4	0	0	0	0	5	3	10	9.8
RUTGERS	12/1/12	*	33	6-10	.600	0-0	.000	2-8	.250	5	6	11	7.2	2	0	1	0	3	2	14	10.5
at Middle Tennessee	12/8/12	*	33	2-3	.667	0-0	.000	6-8	.750	3	6	9	7.4	4	0	1	3	2	0	10	10.4
ETSU	12/14/12	*	30	4-6	.667	0-0	.000	3-8	.375	5	3	8	7.5	3	0	0	1	3	1	11	10.5
at Loyola Marymount	12/19/12	*	33	3-8	.375	0-0	.000	3-4	.750	4	6	10	7.8	4	0	2	3	4	0	9	10.3
vs Indiana State	12/22/12	*	35	8-10	.800	0-0	.000	1-3	.333	5	5	10	8.0	2	0	0	1	3	2	17	11.0
vs San Francisco	12/23/12	*	21	3-3	1.000	0-0	.000	1-1	1.000	1	2	3	7.5	4	0	0	3	2	3	7	10.6
at Hawai`i	12/25/12	*	18	2-2	1.000	0-0	.000	0-0	.000	0	1	1	7.0	5	1	1	1	3	1	4	10.1
FORDHAM	1/4/13	*	31	6-9	.667	0-0	.000	6-7	.857	3	5	8	7.1	3	0	1	1	6	3	18	10.7
at Tennessee	01/09/13	*	29	3-4	.750	0-0	.000	7-9	.778	4	11	15	7.6	5	1	0	2	1	0	13	10.9
MISSOURI	1/12/13	*	32	0-5	.000	0-0	.000	0-0	.000	3	7	10	7.8	3	0	0	1	1	1	0	10.1
at Vanderbilt	01/15/13	*	33	6-9	.667	0-0	.000	2-2	1.000	5	6	11	8.0	3	0	2	1	3	0	14	10.4
ARKANSAS	1/19/13	*	33	3-6	.500	0-0	.000	4-6	.667	3	7	10	8.1	2	0	0	2	4	0	10	10.4
TENNESSEE	1/24/13	*	27	4-5	.800	0-0	.000	2-4	.500	4	4	8	8.1	4	0	1	0	2	1	10	10.3
Totals.....		18	503	68-106	.642	0-0	.000	50-82	.610	59	87	146	8.1	56	3	13	24	51	23	186	10.3

Games played: 18  
 Minutes/game: 27.9  
 Points/game: 10.3  
 FG Pct: 64.2  
 FT Pct: 61.0

Rebounds/game: 8.1  
 Assists/game: 0.7  
 Turnovers/game: 1.3  
 Assist/turnover ratio: 0.5  
 Steals/game: 1.3  
 Blocks/game: 2.8

## #24 Norman, Will

Opponent	Date	GS	Min	---TOTAL---		---3-PTS---		---FT---		----REBOUNDS----												
				FG-FGA	Pct	3FG-FGA	Pct	FT-FTA	Pct	Off	Def	Tot	Avg	PF	FO	A	TO	Blk	Stl	Pts	Avg	
MVSU	11/9/12		2	1-1	1.000	0-0	.000	0-1	.000	1	1	2	2.0	1	0	0	0	0	0	0	2	2.0
FORDHAM	1/4/13		1	0-0	.000	0-0	.000	0-0	.000	0	0	0	1.0	0	0	0	0	0	0	0	0	1.0
Totals.....		0	3	1-1	1.000	0-0	.000	0-1	.000	1	1	2	1.0	1	0	0	0	0	0	0	2	1.0

Games played: 2

Rebounds/game: 1.0

Minutes/game: 1.5

Points/game: 1.0

FG Pct: 100.0

FT Pct: 0.0

## #25 Brutus, Terry

Opponent	Date	GS	Min	---TOTAL---		---3-PTS---		----REBOUNDS----														
				FG-FGA	Pct	3FG-FGA	Pct	FT-FTA	Pct	Off	Def	Tot	Avg	PF	FO	A	TO	Blk	Stl	Pts	Avg	
MVSU	11/9/12		10	3-6	.500	0-0	.000	0-1	.000	2	0	2	2.0	0	0	0	0	0	0	1	6	6.0
COSTAL CAROLINA	11/13/12		3	0-1	.000	0-0	.000	0-0	.000	1	0	1	1.5	2	0	0	1	0	0	0	0	3.0
UALR	11/16/12		5	1-1	1.000	0-0	.000	0-0	.000	0	0	0	1.0	1	0	0	0	0	1	2	2.7	
LIPSCOMB	11/23/12		2	0-0	.000	0-0	.000	0-0	.000	0	0	0	0.8	0	0	0	0	0	0	0	0	2.0
at Hawai`i	12/25/12		4	0-0	.000	0-0	.000	0-0	.000	0	1	1	0.8	1	0	0	0	0	0	0	0	1.6
at Tennessee	01/09/13		3	1-1	1.000	0-0	.000	0-0	.000	1	2	3	1.2	0	0	0	0	0	0	2	1.7	
MISSOURI	1/12/13		1	0-0	.000	0-0	.000	0-0	.000	0	0	0	1.0	0	0	0	0	0	0	0	0	1.4
ARKANSAS	1/19/13		0	0-0	.000	0-0	.000	0-0	.000	0	0	0	0.9	0	0	0	0	0	0	0	0	1.3
TENNESSEE	1/24/13		9	0-0	.000	0-0	.000	0-0	.000	0	2	2	1.0	0	0	0	0	0	0	0	0	1.1
Totals.....		0	37	5-9	.556	0-0	.000	0-1	.000	4	5	9	1.0	4	0	0	1	0	2	10	1.1	

Games played: 9  
 Minutes/game: 4.1  
 Points/game: 1.1  
 FG Pct: 55.6  
 FT Pct: 0.0

Rebounds/game: 1.0  
 Turnovers/game: 0.1  
 Steals/game: 0.2

### #31 Holloway, Murphy

Opponent	Date	GS	Min	---TOTAL---		---3-PTS---		----REBOUNDS----														
				FG-FGA	Pct	3FG-FGA	Pct	FT-FTA	Pct	Off	Def	Tot	Avg	PF	FO	A	TO	Blk	Stl	Pts	Avg	
MVSU	11/9/12	*	23	6-10	.600	0-0	.000	3-6	.500	4	7	11	11.0	2	0	2	3	0	1	15	15.0	
COSTAL CAROLINA	11/13/12	*	28	6-7	.857	0-0	.000	3-9	.333	4	8	12	11.5	2	0	2	3	0	2	15	15.0	
UALR	11/16/12	*	24	5-9	.556	0-1	.000	1-2	.500	3	4	7	10.0	1	0	0	1	0	2	11	13.7	
MCNEESE STATE	11/20/12	*	19	7-7	1.000	0-0	.000	1-1	1.000	4	5	9	9.8	2	0	2	3	0	3	15	14.0	
LIPSCOMB	11/23/12	*	24	9-13	.692	1-2	.500	4-7	.571	3	5	8	9.4	3	0	2	1	1	2	23	15.8	
RUTGERS	12/1/12	*	36	6-13	.462	0-1	.000	5-12	.417	3	12	15	10.3	3	0	4	3	0	3	17	16.0	
at Middle Tennessee	12/8/12	*	36	5-11	.455	0-2	.000	1-2	.500	2	7	9	10.1	3	0	0	2	1	1	11	15.3	
ETSU	12/14/12	*	18	4-10	.400	0-0	.000	2-3	.667	5	4	9	10.0	3	0	0	3	2	0	10	14.6	
at Loyola Marymount	12/19/12	*	33	8-17	.471	0-0	.000	0-2	.000	6	8	14	10.4	2	0	2	0	1	0	16	14.8	
vs Indiana State	12/22/12	*	37	8-13	.615	0-1	.000	0-0	.000	4	9	13	10.7	5	1	1	3	1	3	16	14.9	
vs San Francisco	12/23/12	*	36	9-15	.600	0-0	.000	5-7	.714	5	8	13	10.9	3	0	0	3	0	1	23	15.6	
at Hawai`i	12/25/12	*	36	8-13	.615	0-0	.000	2-7	.286	3	6	9	10.8	3	0	2	0	0	2	18	15.8	
FORDHAM	1/4/13	*	25	6-14	.429	0-0	.000	3-4	.750	7	6	13	10.9	1	0	1	2	0	1	15	15.8	
at Tennessee	01/09/13		31	4-12	.333	0-0	.000	7-8	.875	4	8	12	11.0	3	0	2	4	1	2	15	15.7	
MISSOURI	1/12/13	*	31	8-12	.667	0-0	.000	6-10	.600	3	5	8	10.8	1	0	1	1	1	4	22	16.1	
at Vanderbilt	01/15/13	*	38	4-8	.500	0-0	.000	4-7	.571	4	4	8	10.6	4	0	3	4	0	1	12	15.9	
ARKANSAS	1/19/13	*	32	7-13	.538	0-0	.000	1-1	1.000	4	7	11	10.6	1	0	2	4	0	2	15	15.8	
TENNESSEE	1/24/13	*	25	3-6	.500	0-0	.000	2-7	.286	0	6	6	10.4	5	1	1	3	1	0	8	15.4	
Totals.....			17	532	113-203	.557	1-7	.143	50-95	.526	68	119	187	10.4	47	2	27	43	9	30	277	15.4

Games played: 18  
 Minutes/game: 29.6  
 Points/game: 15.4  
 FG Pct: 55.7  
 3FG Pct: 14.3  
 FT Pct: 52.6

Rebounds/game: 10.4  
 Assists/game: 1.5  
 Turnovers/game: 2.4  
 Assist/turnover ratio: 0.6  
 Steals/game: 1.7  
 Blocks/game: 0.5

### #32 Summers, Jarvis

Opponent	Date	GS	Min	---TOTAL---		---3-PTS---		----REBOUNDS----														
				FG-FGA	Pct	3FG-FGA	Pct	FT-FTA	Pct	Off	Def	Tot	Avg	PF	FO	A	TO	Blk	Stl	Pts	Avg	
MVSU	11/9/12	*	17	1-2	.500	0-1	.000	1-2	.500	0	1	1	1.0	4	0	1	0	1	0	3	3.0	
COSTAL CAROLINA	11/13/12		24	4-6	.667	1-3	.333	0-2	.000	0	0	0	0.5	1	0	6	0	0	0	9	6.0	
UALR	11/16/12	*	17	1-2	.500	0-0	.000	2-4	.500	0	4	4	1.7	3	0	1	2	0	2	4	5.3	
MCNEESE STATE	11/20/12	*	28	2-5	.400	1-1	1.000	2-2	1.000	1	0	1	1.5	1	0	4	1	1	2	7	5.8	
LIPSCOMB	11/23/12	*	24	2-5	.400	0-2	.000	0-2	.000	1	0	1	1.4	1	0	6	0	0	1	4	5.4	
RUTGERS	12/1/12	*	29	4-7	.571	1-2	.500	3-6	.500	0	0	0	1.2	3	0	5	0	0	0	12	6.5	
at Middle Tennessee	12/8/12	*	24	2-7	.286	1-3	.333	2-2	1.000	0	0	0	1.0	4	0	4	2	0	1	7	6.6	
ETSU	12/14/12	*	19	1-4	.250	1-2	.500	0-0	.000	1	1	2	1.1	4	0	6	1	1	2	3	6.1	
at Loyola Marymount	12/19/12	*	32	4-9	.444	2-3	.667	2-2	1.000	0	1	1	1.1	4	0	1	1	0	4	12	6.8	
vs Indiana State	12/22/12	*	23	1-7	.143	0-1	.000	5-8	.625	0	1	1	1.1	3	0	3	0	0	1	7	6.8	
vs San Francisco	12/23/12	*	17	2-5	.400	0-1	.000	7-7	1.000	0	1	1	1.1	4	0	2	0	0	0	11	7.2	
at Hawai`i	12/25/12	*	29	2-8	.250	1-2	.500	2-2	1.000	0	1	1	1.1	2	0	6	2	0	2	7	7.2	
FORDHAM	1/4/13	*	20	3-6	.500	0-0	.000	0-0	.000	0	3	3	1.2	2	0	3	1	0	1	6	7.1	
at Tennessee	01/09/13	*	29	4-7	.571	0-0	.000	8-9	.889	0	1	1	1.2	3	0	3	2	0	1	16	7.7	
MISSOURI	1/12/13	*	27	2-8	.250	0-1	.000	8-8	1.000	0	3	3	1.3	3	0	2	1	1	1	12	8.0	
at Vanderbilt	01/15/13	*	34	5-10	.500	0-2	.000	4-5	.800	0	5	5	1.6	3	0	3	1	0	1	14	8.4	
ARKANSAS	1/19/13	*	32	6-11	.545	0-1	.000	2-3	.667	1	2	3	1.6	3	0	7	5	0	3	14	8.7	
TENNESSEE	1/24/13	*	32	1-8	.125	0-2	.000	3-8	.375	0	1	1	1.6	3	0	7	3	0	2	5	8.5	
Totals.....			17	457	47-117	.402	8-27	.296	51-72	.708	4	25	29	1.6	51	0	70	22	4	24	153	8.5

Games played: 18  
 Minutes/game: 25.4  
 Points/game: 8.5  
 FG Pct: 40.2  
 3FG Pct: 29.6  
 FT Pct: 70.8

Rebounds/game: 1.6  
 Assists/game: 3.9  
 Turnovers/game: 1.2  
 Assist/turnover ratio: 3.2  
 Steals/game: 1.3  
 Blocks/game: 0.2

## #34 Jones, Aaron

Opponent	Date	GS	Min	---TOTAL---		---3-PTS---		----REBOUNDS----													
				FG-FGA	Pct	3FG-FGA	Pct	FT-FTA	Pct	Off	Def	Tot	Avg	PF	FO	A	TO	Blk	Stl	Pts	Avg
MVSU	11/9/12		5	2-3	.667	0-1	.000	0-0	.000	3	1	4	4.0	2	0	0	1	1	0	4	4.0
COSTAL CAROLINA	11/13/12		25	5-7	.714	0-0	.000	0-0	.000	2	2	4	4.0	2	0	0	0	1	0	10	7.0
UALR	11/16/12		18	2-2	1.000	0-0	.000	0-0	.000	3	3	6	4.7	5	1	0	0	5	0	4	6.0
MCNEESE STATE	11/20/12		22	3-6	.500	0-0	.000	0-0	.000	4	4	8	5.5	0	0	3	1	0	1	6	6.0
LIPSCOMB	11/23/12		17	2-2	1.000	0-0	.000	0-0	.000	1	2	3	5.0	4	0	2	1	1	3	4	5.6
RUTGERS	12/1/12		10	0-2	.000	0-0	.000	0-0	.000	1	1	2	4.5	2	0	0	0	0	0	0	4.7
at Middle Tennessee	12/8/12		11	1-1	1.000	0-0	.000	0-0	.000	2	1	3	4.3	0	0	0	0	1	0	2	4.3
ETSU	12/14/12		19	2-4	.500	0-1	.000	0-0	.000	0	1	1	3.9	1	0	1	1	2	0	4	4.3
at Loyola Marymount	12/19/12		12	0-0	.000	0-0	.000	0-0	.000	0	3	3	3.8	2	0	0	0	0	0	0	3.8
vs Indiana State	12/22/12		17	1-2	.500	0-0	.000	0-0	.000	2	1	3	3.7	2	0	2	0	2	1	2	3.6
vs San Francisco	12/23/12		16	0-2	.000	0-0	.000	2-3	.667	1	5	6	3.9	2	0	0	0	2	0	2	3.5
at Hawai`i	12/25/12		18	4-4	1.000	0-0	.000	2-2	1.000	2	2	4	3.9	3	0	1	1	4	1	10	4.0
FORDHAM	1/4/13		21	2-3	.667	0-0	.000	0-0	.000	2	3	5	4.0	1	0	2	0	2	1	4	4.0
at Tennessee	01/09/13 *		17	0-1	.000	0-0	.000	1-2	.500	1	2	3	3.9	4	0	0	1	3	0	1	3.8
MISSOURI	1/12/13		16	1-2	.500	0-0	.000	0-0	.000	1	2	3	3.9	1	0	0	0	1	0	2	3.7
at Vanderbilt	01/15/13		19	0-0	.000	0-0	.000	1-2	.500	1	2	3	3.8	2	0	0	0	1	1	1	3.5
ARKANSAS	1/19/13		15	0-2	.000	0-0	.000	0-2	.000	3	2	5	3.9	1	0	0	1	1	1	0	3.3
TENNESSEE	1/24/13		18	0-3	.000	0-0	.000	2-4	.500	1	3	4	3.9	0	0	0	1	3	1	2	3.2
Totals.....		1	296	25-46	.543	0-2	.000	8-15	.533	30	40	70	3.9	34	1	11	8	30	10	58	3.2

Games played: 18  
 Minutes/game: 16.4  
 Points/game: 3.2  
 FG Pct: 54.3  
 3FG Pct: 0.0  
 FT Pct: 53.3

Rebounds/game: 3.9  
 Assists/game: 0.6  
 Turnovers/game: 0.4  
 Assist/turnover ratio: 1.4  
 Steals/game: 0.6  
 Blocks/game: 1.7