

TEXAS SOUTHERN

MEN'S BASKETBALL

14 SWAC CHAMPIONSHIPS • 8 SWAC TOURNAMENT TITLES

GAME 6 | TEXAS SOUTHERN at AUBURN - DEC. 15, 2020 | 6 p.m. | Auburn Arena

TEXAS SOUTHERN TIGERS

2-3 (0-0)

Head Coach: Johnny Jones
Record at TSU: 42-32 / 3rd year
Career Record: 337-267 / 20th year
vs. Auburn: 3-6

at

AUBURN TIGERS

3-2 (0-0)

Head Coach: Bruce Pearl
Record at SMC: 128-80 / 27th year
Career Record: 590-225 / 7th year
vs. TSU: 1-0

SERIES HISTORY

Series.....	Auburn leads 3-0
Last Meeting.....	Auburn 61, TSU 60 (12-23-14)
Jones vs. Auburn.....	3-6
Jones vs. SEC.....	46-64








BROADCAST INFORMATION

TV: SEC Network+
VIDEO STREAM: ESPN.com
RADIO: TuneIn Radio



STARTING LINEUP (Based on last game)

				
00 YAHUZA RASAS	11 JORDAN GILLIAM	15 JUSTIN HOPKINS	20 MICHAEL WEATHERS	24 JOHN WALKER III
6-7 • 200 • F • Jr. St. Louis, Mo. PPG.....7.8 RPG.....3.3	6-5 • 175 • G • R-Jr. Houston, Texas PPG.....2.4 APG.....2.2	6-5 • 205 • F • Gr. Huntsville, Ala. PPG.....4.4 RPG.....3.0	6-3 • 175 • G • Sr. Roeland Park, Kan. PPG.....14.2 RPG.....5.4 SPG.....2.2	6-9 • 200 • F • R-Jr. Houston, Texas PPG.....16.0 RPG.....7.0

2020-21 SCHEDULE

NOVEMBER		
Date	Opponent	Time (CST)/Results
Wed. 25	at Washington State	L 56-52
Sat. 28	at Oklahoma State	L 85-65
Mon. 30	at Wyoming	W 76-74
DECEMBER		
Thur. 3	at Saint Mary's	L 82-70
Fri. 12	LeTOURNEAU	W 103-60
Tue. 15	at Auburn	6 p.m.
Mon. 21	at BYU	8 p.m.
Wed. 23	at USC	12 p.m.
Wed. 30	at TCU	7 p.m.
JANUARY		
Sat. 2	*at Alcorn State	5 p.m.
Mon. 4	*at Southern	7:30 p.m.
Sat. 9	*at Prairie View A&M	5 p.m.
Sat. 16	*GRAMBLING STATE	7:30 p.m.
Mon. 18	*JACKSON STATE	7:30 p.m.
Sat. 23	*at Arkansas-Pine Bluff	7:30 p.m.
Mon. 25	*at Mississippi Valley State	7:30 p.m.
Sat. 30	*ALABAMA STATE	7:30 p.m.
FEBRUARY		
Mon. 1	*ALABAMA A&M	7:30 p.m.
Sat. 6	*PRAIRIE VIEW A&M	7:30 p.m.
Sat. 13	*at Grambling State	3 p.m.
Sat. 15	*at Jackson State	7:30 p.m.
Mon. 20	*ARKANSAS-PINE BLUFF	7:30 p.m.
Sat. 22	*MISSISSIPPI VALLEY	7:30 p.m.
Mon. 27	*at Alabama State	TBA
MARCH		
Sat. 1	*at Alabama A&M	7:30 p.m.
Mon. 4	*ALCORN STATE	7:30 p.m.
Sat. 6	*SOUTHERN	7:30 p.m.
Tue. 9	SWAC Quarterfinals	TBA
Fri. 13	SWAC Semifinals	TBA
Sat. 14	SWAC Championship	TBA

* - Southwestern Athletic Conference Contest

PREGAME

• Texas Southern is back in action on Tuesday night as they'll head to Auburn, Ala. to meet North Texas and LSU. Auburn at 6 p.m. live on the SEC Network+.

• This marks the third year for TSU head coach **Johnny Jones**. Jones went 24-14 in his inaugural year as head coach with three Power 5 conference wins. TSU fell in the finals of the 2019 SWAC Tournament and competed in the CIT. TSU advanced to the semifinals of the CIT in 2019. Last season, the Tigers made it back to the semifinals of the SWAC Tournament after a third-place regular season finish but saw the season end abruptly due to COVID-19.

• Tonight marks the fourth meeting all-time between both teams as Auburn holds a 3-0 lead. The past two games have been decided by 4.5 points. Both teams last met in 2014 with Auburn winning 61-60.

• TSU is somewhat well-rested with one game over the past 12 days. TSU added a home contest last Friday versus LeTourneau as the Tigers won by a 103-60 margin.

• TSU head coach **Johnny Jones** is 83-50 all-time in the month of December and 5-10 at TSU. Jones is 3-6 all-time against Auburn as he has matched up against Auburn while head coach at

• Senior guard **Michael Weathers** was named the SWAC's Player of the Week for the second straight week as he led TSU in scoring with a 23-point effort on 8-of-12 shooting in 33 minutes played at Saint Mary's on Dec. 3. The senior guard also led TSU in steals (4), blocks (2) and assists (3).

• TSU was tabbed as the preseason favorite to win the 2020-21 SWAC title in the annual preseason poll. The Tigers also had a trio of student-athletes earn preseason honors as **Yahuza Rasas** and **Justin Hopkins** were named to the first team while **Chris Baldwin** received second team honors.

• TSU returns an experienced roster with nine lettermen returning and three starters. Depth won't be an issue early on for the Tigers as they return six players who combined for 22 starts while serving as valuable members of the rotation last season. In terms of newcomers, experience won't be an issue as four of the five newcomers are NCAA Division I transfers who sat out last season due to NCAA rules.

TEXAS SOUTHERN

MEN'S BASKETBALL SPORTS INFORMATION / MEDIA POLICIES

QUICK FACTS

Founded:.....1946
Location:Houston, Texas
Enrollment:10,500
Nickname:Tigers
Colors:Maroon & Gray
Affiliation:NCAA Division I
Conference:.....SWAC
President:Ken Huewitt (Int.)
VP/Intercollegiate Athletics:Kevin Granger
SWA:Dr. Dwalah Fisher
Faculty Athletic Rep:.....Dr. Howard Henderson
Facility:.....H&PE Arena (8,100)

INTERVIEWS & POLICIES

DEPARTMENT OVERVIEW

The Texas Southern Office Of Sports Information is located in the H&PE Building located at the corner of Blodgett and Ennis Street on the campus of Texas Southern. The main number is 713-313-6829.

PRACTICE COVERAGE

All practices are closed to the public. Media members wishing to attend the beginning or conclusion of practice (interviews only) should contact the SID office for exact starting times and location.

ADDITIONAL INTERVIEWS

Head coach **Johnny Jones** will be available for in-person or phone interviews during a specified window. All interview requests must be coordinated through the TSU Sports Information Office **24 hours** in advance. Student-athlete's phone numbers will not be given out. Coaches and student-athletes are not available for interviews the day before a game or on gameday unless arrangements are made in advance.

VISITING RADIO INFORMATION

The official radio broadcast network for the visiting team must be designated in writing by the opposing team SID. For information on radio lines, contact the Texas Southern Sports Information Office at 713/313-6829.

TEXAS SOUTHERN SID OFFICE

3100 Cleburne Street
Houston, TX 77004

Sports Information Director: Ryan McGinty
Phone: (713) 313-6829
Email: ryan.mcginity@tsu.edu

TSUSPORTS.com



TEXAS SOUTHERN ROSTER

0	Yahuza Rasas	F	6-7	200	Jr.	St. Louis, Mo. (Mineral Area College)
1	Galen Alexander	F	6-6	220	Sr.	Breaux Bridge, La. (Georgetown)
2	Ja'Mare Redus	G	5-11	170	So.	Houston, Texas (Eisenhower)
4	Bryson Etienne	G	6-3	190	Jr.	Houston, Texas (Temple College)
5	Joirdon Karl Nicholas	F	6-9	220	Jr.	Pearland, Texas (Stephen F. Austin)
11	Jordan Gilliam	G	6-5	175	R-Jr.	Houston, Texas (UC Riverside)
12	John Jones	G	6-0	165	Sr.	Baton Rouge, La. (Nevada)
14	Chris Baldwin	F	6-9	220	Sr.	Springfield, Mass. (UMass)
15	Justin Hopkins	F	6-5	205	Gr.	Huntsville, Ala. (Samford)
20	Michael Weathers	G	6-3	175	Sr.	Roeland Park, Kansas (Oklahoma State)
23	Ashton McClelland	G	6-1	155	R-So.	Houston, Texas (Cy Ranch)
24	John Walker III	F	6-9	200	R-Jr.	Houston, Texas (Texas A&M)
32	Andrew Malveaux III	G	5-10	170	R-So.	Houston, Texas (Strake Jesuit)
33	Quinton Brigham	G	6-5	215	Sr.	Fort Worth, Texas (Hill College)

COACHING STAFF

HEAD COACH: Johnny Jones (LSU '85) 3rd year at TSU
ASSISTANT COACH: Shyrone Chatman (Memphis '02) 4th year at TSU
ASSISTANT COACH: JD Williams (Morehead State '95) 3rd year at TSU
ASSISTANT COACH: Brandon Chambers (Virginia Commonwealth '11) 2nd year at TSU
SPECIAL ASSISTANT TO THE HEAD COACH: Randy Peele (Virginia Wesleyan '80) 3rd year at TSU
PLAYER DEVELOPMENT: Josh White (North Texas '11) 2nd year at TSU
VIDEO COORDINATOR: Shelby Tse (Texas '15) 1st year at TSU

TSU GAME WEEK SCHEDULE

14 MONDAY	15 TUESDAY	16 WEDNESDAY	17 THURSDAY	18 FRIDAY	19 SATURDAY
Travel	at Auburn Auburn, Ala. 6 p.m.	Travel	Practice	Practice	Practice

TEXAS SOUTHERN

MEN'S BASKETBALL

SEASON ACCOLADES

SWAC PLAYER of the WEEK

12/1 Michael Weathers
 12/8 Michael Weathers

DOUBLE-DOUBLES

20+ POINTS

23.....Michael Weathers at Saint Mary's (12/3)
 22.....Galen Alexander at Oklahoma State (11/28)
 21.....Michael Weathers at Wyoming (11/30)

30+ POINTS

35.....John Walker III vs. LeTourneau (12/12)

10+ REBOUNDS

10.....Karl Nicholas vs. LeTourneau (12/12)

LAST TIME THEY MET

Auburn 61

TSU 60

12/23/2014

Montgomery, Ala.

Auburn rallied from an 11-point second-half deficit to top an upset-minded Texas Southern team 61-60 on Tuesday night.

Cinmeon Bowers finally found his game late in the second half, shaking off a rough first half to finish with a double-double effort of 13 points and 15 rebounds as the Tigers (6-5) claimed their third straight win.

With Auburn trailing 58-55 with less than two minutes remaining in the game, **Bowers** blocked a **Madarious Gibbs** shot then finished with a layup to pull Auburn within a point. **K.C. Ross-Miller** then stole an errant **Deverell Biggs** pass and **KT Harrell** finished with a putback to give Auburn its first lead since 10-8 with 13:51 left in the first half.

Auburn scored 15 points off turnovers in the second half.

Harrell led Auburn with 14 points, **Antoine Mason** scored 13 and **Ross-Miller**, who drained two game-winning free throws with 14 seconds left, added 11.

Texas Southern (2-9) was led by **Jason Carter's** 16 points and five rebounds. **Gibbs** scored 13 and **Chris Thomas** had 11 for the Tigers, who were unable to pick up their second straight win over a power conference foe after topping Michigan State on Saturday.

The visiting Tigers took a seven-point lead after a 9-0 run over a period of 5:25 in the first half, and would not relinquish the lead until **Harrell's** putback with 1:25 left in the second period.

ABOUT AUBURN

Auburn is 3-2 this season and has won its past two contests versus Memphis and South Alabama. Auburn started the year with a win over St. Joseph's but dropped two straight at Gonzaga and UCF before winning two straight. Freshman guard **Justin Powell** leads Auburn with 16.8 points and 6.4 rebounds per game while sophomore guard **Allen Flanigan** follows with 13 points and 4.6 rebounds.

NON-CONFERENCE TRAVELS

Texas Southern will play eight non-conference games on the road this fall with one home game which was secured in early December. The team will or has played in seven states during that span and three time zones.

PRO MENTALITY

TSU's schedule resembles an NBA one with four games in nine days to open the season. They will see action in three time zones (Pacific, Mountain, Central) while starting and ending the trip in the Pacific Time Zone.

WEATHERMAN

TSU senior guard **Michael Weathers** is slowly regaining his form as he hasn't played since 2018 at Oklahoma State. **Weathers** (Roland Park, Kansas) ranks second in scoring (14.2 ppg) in addition to field goals made (28), rebounds (5.4) and steals (2.1). He finished one rebound short of a double-double in his TSU debut at Washington State and has scored in double digits while collecting seven or more rebounds in all three games.

WHO'LL STEP UP

Texas Southern will have to replace all-everything point guard **Tyrik Armstrong** as the Tigers were an entirely different team with **Armstrong** on the court. Without **Armstrong** in SWAC play, TSU was 1-3 and outscored by -10.2 ppg. With **Armstrong**, TSU was 11-3 and outscored opponents by 5.4 ppg. **Ja'Mare Redus**, **John Jones** and **Bryson Etienne** all saw time at the position last season at some point and will battle for playing time along with several newcomers.

YA - HEARD

Junior forward **Yahuza Rasas** came into his own last year as he posted nine double-doubles while leading the team with 8.2 rebounds and fourth with 9.8 points per game. The St. Louis, Mo. native had 12 games with 10-plus rebounds and was a two-time SWAC Player of the Week. He grabbed a season-high 16 rebounds versus Arkansas-Pine Bluff and 20 points versus Jackson State.

TEXAS SOUTHERN

MEN'S BASKETBALL

CHECK THE GAME PROGRAM

When TSU opened the season on Wednesday Nov. 25, four of the five starters weren't on the court for the Tigers at this point in 2019. **Galen Alexander**, **Jordan Gilliam**, **Michael Weathers** and **Karl Nicholas** made their TSU debuts while the fifth starter, **John Walker III**, was the lone starter who played last season. Gilliam, Weathers, Alexander and Nicholas sat out last season while Alexander joined the team in January of 2020.

HOPPING AROUND

Graduate student **Justin Hopkins** will be counted on to lead TSU early on as he's the top returning scorer with 10.5 points per game and shot 50 percent from the field. He played both inside and out for the Tigers last season and is the team's most versatile player.

H&PE IS THE PLACE TO BE

TSU takes the term "home, sweet home" to heart as the Tigers are 104-23 inside the H&PE Arena since 2008. TSU has won nine-plus games at home every year since the 2010-11 season.

WALKING BACK

Junior **John Walker III** looks to bounce back after a midseason injury put a damper on a potentially productive season in 2019-20. The 6-9 forward averaged 5.2 points and 3.4 rebounds last season after transferring from Texas A&M. So far, Walker III has shown promise as he's averaging 16 points and 5.6 rebounds as he's coming off a career-high 35 points versus LeTourneau on Dec. 12.

HIGH EXPECTATIONS

TSU was tabbed as the preseason favorite to win the 2020-21 SWAC title in the annual preseason poll. The Tigers also had a trio of student-athletes earn preseason honors as **Yahuza Rasas** and **Justin Hopkins** were named to the first team while **Chris Baldwin** received second team honors.

Led by third-year head coach **Johnny Jones**, TSU returns three starters and nine letterwinners from last season's squad which finished 12-6 in the SWAC. This marks the first time since 2017-18 that TSU was predicted to win the conference.

RADIO/INTERNET

All of Texas Southern's SWAC contests and selected non-conference contests will broadcast live on KTSU 90.9 FM. The station can be heard via the airwaves or Internet at www.ktsufm.org.

Smartphone and tablet users can also hear the game live by downloading the TuneIn application for their respective devices and selecting KTSU 90.0 FM.

UP NEXT

TSU will head to Provo, Utah to face BYU on Monday, Dec. 21.

BET YOU DIDN'T KNOW

- The entire nation had a opportunity to find out about Texas Southern University this fall as the university hosted the third Democratic presidential primary debate on Sept. 12, 2020 inside the H&PE Arena. President-Elect **Joe Biden** and Vice President-Elect **Kamala Harris** both participated in the event.

- TSU was formally established in 1947 with a mission to establish a credible college for African-American students.

- Texas Southern University (TSU) is one of the nation's largest historically black colleges and universities (HBCUs). TSU provides a first class educational experience, offering over 120 baccalaureate, masters and doctoral degree programs in nine schools and colleges. The University has assets exceeding \$250 million and currently has over 10,800 students enrolled.

- The Thurgood Marshall School of Law, was created as a consequence of a 1946 lawsuit brought by **Heman M. Sweatt**. Under the Texas Constitution, which required separate but equal treatment, Mr. Sweatt was refused admission to the University of Texas School of Law because he was black. As a result, the legislature provided for an interim and separate law school for Negroes.

- **Good Morning America** host and NFL Hall of Famer **Michael Strahan** played at TSU from 1989-92.

TEXAS SOUTHERN

MEN'S BASKETBALL

RECAPS

TSU RECORD WHEN

Overall Record.....	2-3
Day Games	0-0
Night Games.....	2-2
TV Games	0-0
ESPN2	0-0
ESPNU.....	0-0
Pac-12.....	0-0
SEC+	0-0
Cox.....	0-0
ROOT.....	0-0
ESPN3.com.....	0-0
ESPN+	0-1
Leading at the Half.....	1-1
Trailing at the Half.....	1-2
Tied at the Half.....	0-0
Shooting +50% from field.....	1-1
Shooting -50% from field.....	1-2
Opp. Shoots 50%+	0-1
Opp. Shoots -50%.....	2-2
Outrebounded Opp.....	2-1
Outrebounded by Opp.....	0-1
Same Rebounds.....	0-1
More turnovers than opp.....	0-2
Less turnovers than opp.....	2-0
Same Turnovers as opp.....	0-1
Win by more than 10 points.....	1-0
Win by less than 5 points.....	1-0
Lose by less than 5 points.....	0-1
Win decided by 6-10 points.....	0-0
Loss decided by 6-10 points.....	0-0
Loss decided by 10+ points.....	0-2
TSU scores less than 60 points.....	0-1
TSU scores 60-69 points.....	0-1
TSU scores 70-79 points.....	1-1
TSU scores 80+ points.....	1-0
TSU allows -60 points.....	0-1
TSU allows 60-69 points.....	1-0
TSU allows 70-79 points.....	1-0
TSU allows 80+ points.....	0-2
TSU has a 20+ scorer.....	2-2
TSU has a 30+ scorer.....	1-0
Opp. with a 20+ scorer.....	0-3
Bench Outscores Opp.....	2-1
Outscored by Opp. Bench.....	0-2
Bench scores same points.....	0-0
Wearing White Jerseys.....	1-0
Wearing Maroon Jerseys.....	1-3
Wearing Gray Jerseys.....	0-0

GAME 1

Washington State 56

TSU 52

11/25/20

Isaac Bonton scored 21 of his 28 points in the second half to rally Washington State past Texas Southern for a 56-52 win in the season opener for both teams on Wednesday night.

Bonton scored 16 points during the Cougars' 19-3 run to take a 50-42 lead with 5:15 left in the game.

Texas Southern answered with eight straight points to tie it at 50 and tied it again at 52 with 1:01 left in the game.

Aljaž Kunc made a pair of free throws that gave the Cougars a 54-52 lead with 28 seconds left and Bonton made two more foul shots for Washington State to cap the scoring with 10 seconds to go.

Kunc added 11 points and Efe Abogidi in his college debut had nine points and eight rebounds for Washington State with nine points and six rebounds in the first half.

Texas A&M transfer John Walker III, Galen Alexander and Michael Weathers each scored 10 for Texas Southern.

GAME 2

Oklahoma State 85

TSU 65

11/28/20

Oklahoma State opened the second half with a 19-5 scoring surge and never looked back as Texas Southern fell to the Cowboys by an 85-65 margin Saturday night.

The contest started out evenly for both teams as OSU led 16-14 at the 13:05 mark but the Cowboys tried to pull away as they outscored the Tigers 11-3 over the next six minutes for a 27-17 lead. TSU's Galen Alexander ended the drought with a basket to cut the deficit to single digits which began a TSU surge that saw the Tigers draw to within 29-24 after Alexander's three-pointer with 5:49 remaining.

However, OSU countered with a 10-4 run to move ahead 39-28 before TSU's John Walker III hit a basket to cut OSU's lead back to nine with 2:21 left in the half. That would be the final shot of the half for TSU as OSU added a pair of free throws with 25 seconds left for a 41-30 lead.

TSU senior Michael Weathers, who spent two seasons at Oklahoma State before transferring to Texas Southern last fall, opened the second half with a jumper to get back within nine (41-32). Unfortunately, TSU would miss its next five shot attempts and by the time Weathers would connect on a

layup nearly two minutes later, OSU was up by 15. The Cowboys drained a three-pointer on the ensuing possession to move up by 18 (52-34) and eventually took its largest lead of the night at the 13:23 mark after an Avery Anderson three-point play which capped off a 19-5 run. From that point, the Tigers couldn't make up enough ground as OSU won for the third time in series history.

Alexander scored a TSU-high 22 points along with two steals and a block. Weathers followed with 13 points and seven boards on 6-of-9 shooting while Walker III scored 11.

Karl Nicholas finished a rebound shy of double-double with 10 points and nine rebounds.

GAME 3

TSU 76

Wyoming 74

11/30/20

Galen Alexander scored the last-second game-winner, Michael Weathers scored 21 points and Texas Southern rallied past Wyoming 76-74 on Monday night.

John Walker III added 16 points for Texas Southern (1-2). Weathers scored six of his points as Texas Southern closed the game on a 12-5 come-from-behind effort, his jumper with 1:12 remaining knotting the score at 74.

Wyoming's Jeremiah Oden blocked a Walker layup with a second left but Alexander, who added 11 points, grabbed the loose ball and put it up for the win.

Hunter Maldonado scored 18 points for the Cowboys (1-1), making 10 of 13 from the line. Marcus Williams added 17 points and his lone 3-pointer gave the Cowboys a 72-64 lead with 5:10 remaining. Drew LaMont had 12 points.

GAME 4

Saint Mary's 82

TSU 70

12/3/20

Texas Southern fought to the end from the opening tip but fell victim to a barrage of three-pointers by Saint Mary's as the Gaels nailed 16 in an 82-70 win Thursday night.

The Tigers put forth their most impressive start of this young season as they stormed out to a 15-2 run six minutes in. TSU, led by Michael Weathers' seven points, played near-flawless basketball during that span as they shot 6-for-6 from the field with no turnovers. However, the good start

disappeared quickly as SMC answered with a 14-0 run sparked by a trio of three-pointers to move ahead 16-15 with 9:42 left.

With the game balanced out, both teams went back-and-forth over the final 9:17 as the lead shifted sides several times. Both teams remained red-hot from the field but SMC went 4-for-4 from the three-point line over the final 2:44 and outscored TSU 12-5 to claim a 39-35 halftime lead.

The Tigers closed to within 39-37 after a pair of Weathers' free throws less than a minute into the second half but two three-pointers by the Gaels pushed their lead up to 45-37 over the next minute. SMC's lead would grow to as large as 10 minutes later but the Tigers fought back and cut its deficit to five (56-51) at the 10:35 mark on Galen Alexander's three-point play. TSU made it a game and closed to within 59-55 with 8:55 remaining following Karl Nicholas' layup.

With the game coming down to the wire, the contest turned back into the Gaels' favor as they nailed four consecutive three-pointers over a 2:48 stretch to up their lead to 71-57 with 6:27 left. That proved to be the difference as the contest was played evenly over the final 5:25.

Weathers led TSU with 23 points, four steals and a pair of blocks on 8-of-12 shooting. Alexander finished with 13 points and five boards while Nicholas added 12 points and six rebounds.

GAME 5

TSU 103

LeTourneau 60

12/12/20

John Walker III had a career-high 35 points as Texas Southern easily beat LeTourneau 103-60 on Friday.

Walker III shot 15 for 18 from the field. He added seven rebounds.

Karl Nicholas had 14 points and 10 rebounds for Texas Southern (2-3). Yahuza Rasas added 10 points.

Michael Weathers, the Tigers' leading scorer coming into the contest at 17 points per game, shot only 20% in the game (1 of 5).

TEXAS SOUTHERN

MEN'S BASKETBALL

GAME-BY-GAME STARTERS

Wed.	11-25	at Washington State	Weathers	Alexander	Walker III	Gilliam	Nicholas
Sat.	11-28	at Oklahoma State	Weathers	Alexander	Walker III	Gilliam	Rasas
Mon.	11-30	at Wyoming	Weathers	Alexander	Walker III	Gilliam	Rasas
Thur.	12-3	at Saint Mary's	Weathers	Alexander	Walker III	Gilliam	Hopkins
Fri.	12-12	LeTOURNEAU	Weathers	Rasas	Walker III	Gilliam	Hopkins
Tue.	12-15	at Auburn					
Mon.	12-21	at BYU					
Wed.	12-23	at USC					
Wed.	12-30	at TCU					
Sat.	1-2	*at Alcorn State					
Mon.	1-4	*at Southern					
Sat.	1-9	*at Prairie View A&M					
Sat.	1-16	*GRAMBLING STATE					
Mon.	1-18	*JACKSON STATE					
Sat.	1-23	*at Arkansas-Pine Bluff					
Mon.	1-25	*at Mississippi Valley State					
Sat.	1-30	*ALABAMA STATE					
Mon.	2-1	*ALABAMA A&M					
Sat.	2-6	*PRAIRIE VIEW A&M					
Sat.	2-13	*at Grambling State					
Sat.	2-15	*at Jackson State					
Mon.	2-20	*ARKANSAS-PINE BLUFF					
Sat.	2-22	*MISSISSIPPI VALLEY					
Mon.	2-27	*at Alabama State					
Sat.	3-1	*at Alabama A&M					
Mon.	3-4	*ALCORN STATE					
Sat.	3-6	*SOUTHERN					
Tue.	3-9	SWAC Quarterfinals					
Fri.	3-13	SWAC Semifinals					
Sat.	3-14	SWAC Championship					

* - Southwestern Athletic Conference Contest

! - lineup change

TEXAS SOUTHERN

MEN'S BASKETBALL

NUMERICAL ROSTER

#	Player	Pos.	Ht.	Wt.	Class	Hometown (Previous School)
0	Yahuza Rasas	F	6-7	200	Jr.	St. Louis, Mo. (Mineral Area College)
1	Galen Alexander	F	6-6	220	Sr.	Breaux Bridge, La. (Georgetown)
2	Ja'Mare Redus	G	5-11	170	So.	Houston, Texas (Eisenhower)
4	Bryson Etienne	G	6-3	190	Jr.	Houston, Texas (Temple College)
5	Joirdon Karl Nicholas	F	6-9	220	Jr.	Pearland, Texas (Stephen F. Austin)
11	Jordan Gilliam	G	6-5	175	R-Jr.	Houston, Texas (UC Riverside)
12	John Jones	G	6-0	165	Sr.	Baton Rouge, La. (Nevada)
14	Chris Baldwin	F	6-9	220	Sr.	Springfield, Mass. (UMass)
15	Justin Hopkins	F	6-5	205	Gr.	Huntsville, Ala. (Samford)
20	Michael Weathers	G	6-3	175	Sr.	Roeland Park, Kansas (Oklahoma State)
23	Ashton McClelland	G	6-1	155	R-So.	Houston, Texas (Cy Ranch)
24	John Walker III	F	6-9	200	R-Jr.	Houston, Texas (Texas A&M)
32	Andrew Malveaux III	G	5-10	170	R-So.	Houston, Texas (Strake Jesuit)
33	Quinton Brigham	G	6-5	215	Sr.	Fort Worth, Texas (Hill College)

ALPHABETICAL ROSTER

#	Player	Pos.	Ht.	Wt.	Class	Hometown (Previous School)
1	Galen Alexander	F	6-6	220	Sr.	Breaux Bridge, La. (Georgetown)
14	Chris Baldwin	F	6-9	220	Sr.	Springfield, Mass. (UMass)
33	Quinton Brigham	G	6-5	215	Sr.	Fort Worth, Texas (Hill College)
4	Bryson Etienne	G	6-3	190	Jr.	Houston, Texas (Temple College)
11	Jordan Gilliam	G	6-5	175	R-Jr.	Houston, Texas (UC Riverside)
15	Justin Hopkins	F	6-5	205	Gr.	Huntsville, Ala. (Samford)
12	John Jones	G	6-0	165	Sr.	Baton Rouge, La. (Nevada)
32	Andrew Malveaux III	G	5-10	170	R-So.	Houston, Texas (Strake Jesuit)
23	Ashton McClelland	G	6-1	155	R-So.	Houston, Texas (Cy Ranch)
5	Joirdon Karl Nicholas	F	6-9	220	Jr.	Pearland, Texas (Stephen F. Austin)
0	Yahuza Rasas	F	6-7	200	Jr.	St. Louis, Mo. (Mineral Area College)
2	Ja'Mare Redus	G	5-11	170	So.	Houston, Texas (Eisenhower)
24	John Walker III	F	6-9	200	R-Jr.	Houston, Texas (Texas A&M)
20	Michael Weathers	G	6-3	175	Sr.	Roeland Park, Kansas (Oklahoma State)

COACHING STAFF

HEAD COACH: Johnny Jones (LSU '85) 3rd year at TSU

ASSISTANT COACH: Shyrone Chatman (Memphis '02) 4th year at TSU

ASSISTANT COACH: JD Williams (Morehead State '95) 3rd year at TSU

ASSISTANT COACH: Brandon Chambers (Virginia Commonwealth '11) 2nd year at TSU

SPECIAL ASSISTANT TO THE HEAD COACH: Randy Peele (Virginia Wesleyan '80) 3rd year at TSU

PLAYER DEVELOPMENT: Josh White (North Texas '11) 2nd year at TSU

VIDEO COORDINATOR: Shelby Tse (Texas '15) 1st year at TSU

TEXAS SOUTHERN

MEN'S BASKETBALL

PRONUNCIATION CHART

0	Yahuza Rasas	Yah – hoo – zuh
1	Galen Alexander	Ga - lin
2	Ja'Mare Redus	J – Mar – Re - dus
4	Bryson Etienne	Eh – tee- in
5	Jairdon Nicholas	Jordan
11	Jordan Gilliam	Gil - lum
12	John Jones	
14	Chris Baldwin	
15	Justin Hopkins	
23	Ashton McClelland	Muh – cle - land
24	John Walker III	
32	Andrew Malveaux III	Mal - vo
33	Quinton Brigham	Bri - gum

TIGERS BY STATE / COUNTRY

ALABAMA (1)

15	Justin Hopkins	F	6-5	205	Gr.	Huntsville, Ala. (Samford)
----	----------------	---	-----	-----	-----	----------------------------

KANSAS (1)

20	Michael Weathers	G	6-3	175	Sr.	Roeland Park, Kansas (Oklahoma State)
----	------------------	---	-----	-----	-----	---------------------------------------

LOUISIANA (2)

1	Galen Alexander	F	6-6	220	Sr.	Breaux Bridge, La. (Georgetown)
12	John Jones	G	6-0	165	Sr.	Baton Rouge, La. (Nevada)

MASSACHUSETTS (1)

14	Chris Baldwin	F	6-9	220	Sr.	Springfield, Mass. (UMass)
----	---------------	---	-----	-----	-----	----------------------------

MISSOURI (1)

0	Yahuza Rasas	F	6-7	200	Jr.	St. Louis, Mo. (Mineral Area College)
---	--------------	---	-----	-----	-----	---------------------------------------

TEXAS (8)

33	Quinton Brigham	G	6-5	215	Sr.	Fort Worth, Texas (Hill College)
4	Bryson Etienne	G	6-3	190	Jr.	Houston, Texas (Temple College)
11	Jordan Gilliam	G	6-5	175	R-Jr.	Houston, Texas (UC Riverside)
32	Andrew Malveaux III	G	5-10	170	R-So.	Houston, Texas (Strake Jesuit)
23	Ashton McClelland	G	6-1	155	R-So.	Houston, Texas (Cy Ranch)
5	Jairdon Karl Nicholas	F	6-9	220	Jr.	Pearland, Texas (Stephen F. Austin)
2	Ja'Mare Redus	G	5-11	170	So.	Houston, Texas (Eisenhower)
24	John Walker III	F	6-9	200	R-Jr.	Houston, Texas (Texas A&M)

TEXAS SOUTHERN

MEN'S BASKETBALL

JOHNNY JONES HEAD COACH



Johnny Jones begins his third season as Texas Southern's head men's basketball coach. Prior to arriving at TSU, Jones served as the Nevada Wolf Pack's associate head coach for one season. Jones came to Nevada after five seasons as the head coach at LSU.

Jones quickly made his mark on the TSU program as he led the Tigers on a history-making season in 2018-19 which included wins over three teams from Power 5 Conferences.

He quickly set the tone with a win over Baylor in his TSU debut as it marked the first-ever loss by Baylor to a team from the Southwestern Athletic Conference. Several weeks later, Jones once again made headlines as the Tigers knocked off No. 18 Oregon on the road. The loss was only the fourth non-conference defeat for Oregon since the Ducks opened Matthew Knight Arena in 2011. The Tigers capped off non-conference play with a solid win over Texas A&M of the SEC as the Tigers recorded their first-ever win over Texas A&M since the series began.

The Tigers completed the 2018-19 regular season with a 14-4 SWAC mark and the No. 2 seed in postseason play. The Tigers advanced to the finals of the 2019 SWAC Tournament for the third consecutive season and was selected

to participate in the CollegelInsider.com Postseason Tournament. TSU turned its play up another level in postseason play as they embarked on its longest postseason run since winning the 1977 NAIA Tournament with a 3-1 record and an appearance in the semifinal round.

Under Jones, senior forward Jeremy Combs had a breakout year as he was named Honorable Mention All-American by the Associated Press and was the SWAC's Player and Newcomer of the Year. The 6-7 standout also earned the league's player of the week award five times.

Despite the loss of an All-American in Combs, TSU once again remained in the upper echelon of the SWAC as the Tigers finished in third place and continued their dominance inside the H&PE Arena with a 10-1 record. TSU won its 10th consecutive first round opener in the SWAC Tournament which ultimately would be its last contest due to COVID-19. Senior guard Tyrik Armstrong received NABC All-District 22 First Team and All-SWAC First Team honors while sophomore forward Yahuza Rasas earned both NABC and All-SWAC Second Team honors. For the second straight season, TSU had a player move on to the professional ranks as forward Eden Ewing was signed by Michelin Etha Engomis Nicosia of the OPAP Basketball League.

Jones spent one season (2017-18) at the University of Nevada before moving on to TSU. Jones helped the Wolf Pack win a second consecutive Mountain West outright regular season title going 15-3 in conference play and 29-8 overall. The 29 wins tied the school record. The Pack made a second consecutive NCAA Tournament appearance and reached the Sweet 16 for the second time in school history.

Prior to Nevada, Jones spent five years as head coach at his alma mater, LSU. He won 90 games in his five years as the head coach at LSU, the most of any head coach at LSU in their first five years. He was the fourth-winningest coach in LSU history. The DeRidder, La. native led the LSU Tigers to two postseason appearances, an NIT and NCAA tournament bid, and coached the 2016 No. 1 overall pick in the NBA draft Ben Simmons.

While at LSU, Coach Jones also recruited future NBA players Tim Quarterman, Johnny O'Bryant, Jordan Mickey

TEXAS SOUTHERN

MEN'S BASKETBALL

and Jarrell Martin. Among those he helped recruit to LSU in his assistant days were NBA superstar and Naismith Hall of Famer, Shaquille O'Neal. He also was involved in the recruiting of two-time All-American Chris Jackson (now Mahmoud Abdul-Rauf) and national high school player of the year (and an assistant coach under Jones), Randy Livingston.

Jones was also a head coach at North Texas for 11 seasons from 2001-12. He led the Mean Green to two NCAA tournaments berths and five top-three conference finishes. Overall, Jones has 34 years of Division I coaching experience, including 18 seasons as a head coach.

During the 1999-2000 season Jones was the interim head coach at Memphis and led the Tigers to a 15-16 record.

Jones played his college ball at LSU. He was a part of the 1981 Final Four team and joined head coach Dale Brown's staff after his playing time, helping lead the Tigers to another Final Four in 1986. Jones and his wife Kelli have two children, John and Jillian.

THE JONES FILE

PERSONAL

Birthdate: March 30, 1961
Hometown: DeRidder, La.
Family: **Wife:** Kelly
Children: John, Jillian

EDUCATION

High School: DeRidder High School, DeRidder, La.
College: LSU, BA, 1985

PLAYING EXPERIENCE

Four-year letterman (1980-84) at LSU, G

COACHING EXPERIENCE

2018-19 - present	Texas Southern (Head Coach)
2017-18	Nevada (Associate Coach)
2012-17	LSU (Head Coach)
2001-12	North Texas (Head Coach)
2000-01	Alabama (Assistant Coach)
1999-00	Memphis (Interim Head Coach)
1997-99	Memphis (Associate Coach)
1994-97	LSU (Associate Coach)
1988-94	LSU (Assistant Coach)
1987-88	LSU (Administrative Assistant)
1985-87	LSU (Assistant Coach)
1984-85	LSU (Student Assistant)

POSTSEASON EXPERIENCE AS HEAD COACH

2018-19	Texas Southern / CIT (Semifinals)
2017-18	Nevada / NCAA (Sweet 16)
2014-15	LSU / NCAA (First Round)
2013-14	LSU / NIT (Second Round)
2009-10	North Texas / NCAA (First Round)
2006-07	North Texas / NCAA (First Round)

JONES BY MONTH

MONTH	UM	UNT	LSU	TSU	Total
November	2-2	29-19	21-9	5-10	58-41
December	4-5	54-29	21-6	5-10	83-50
January	3-4	46-41	20-22	10-4	79-71
February	3-4	43-33	19-21	12-3	77-73
March	3-1	18-13	9-14	10-4	40-32
April				0-1	0-1
Totals	15-16	190-146	90-72	42-32	337-267



Texas Southern University Basketball
Texas Southern Combined Team Statistics (as of Dec 15, 2020)
All games



RECORD:	OVERALL	HOME	AWAY	NEUTRAL
ALL GAMES	2-3	1-0	1-3	0-0
CONFERENCE	0-0	0-0	0-0	0-0
NON-CONFERENCE	2-3	1-0	1-3	0-0

##	Player	gp-gs	min	Total			3-Point		F-Throw		Rebounds			pf	dq	a	to	blk	stl	pts	avg				
				fg-fga	fg%	3fg-fga	3fg%	ft-fa	ft%	off	def	tot	avg												
24	John Walker III	5-5	138	27.6	33-54	.61	3-8	.37	11-16	.68	10	18	28	5.6	11	1	10	4	1	2	80	16.0			
20	Michael Weathers	5-5	144	28.8	28-59	.47	2-7	.28	13-18	.72	6	21	27	5.4	13	0	13	10	4	11	71	14.2			
01	Galen Alexander	5-4	143	28.6	23-49	.46	4-18	.22	12-18	.66	7	19	26	5.2	12	0	4	14	2	6	62	12.4			
05	Karl Nicholas	5-2	113	22.6	21-44	.47	0-1	.00	3-8	.37	12	21	33	6.6	13	0	5	11	4	5	45	9.0			
00	Yahuza Rasas	4-3	78	19.5	14-33	.42	2-4	.50	1-3	.33	2	11	13	3.3	9	1	1	7	2	2	31	7.8			
23	Ashton McClelland	2-0	21	10.5	3-8	.37	1-6	.16	2-3	.66	0	3	3	1.5	0	0	0	1	0	1	9	4.5			
15	Justin Hopkins	5-2	127	25.4	5-20	.25	2-7	.28	10-11	.90	3	12	15	3.0	8	0	3	5	0	2	22	4.4			
12	John Jones	4-0	33	8.3	4-14	.28	2-9	.22	2-2	1.000	0	1	1	0.3	3	0	3	1	0	0	12	3.0			
14	Chris Baldwin	5-0	51	10.2	3-18	.16	1-8	.12	6-12	.50	6	11	17	3.4	3	0	3	4	2	0	13	2.6			
11	Jordan Gilliam	5-4	80	16.0	4-11	.36	3-7	.42	1-2	.50	0	9	9	1.8	11	0	11	5	0	4	12	2.4			
33	Quinton Brigham	4-0	29	7.3	3-6	.50	0-2	.00	2-4	.50	0	3	3	0.8	1	0	2	0	0	3	8	2.0			
02	Ja'Mare Redus	5-0	40	8.0	0-1	.00	0-1	.00	1-2	.50	0	1	1	0.2	5	0	4	3	0	2	1	0.2			
32	Malveaux, Andrew	1-0	3	3.0	0-1	.00	0-1	.00	0-0	.00	0	1	1	1.0	0	0	1	0	0	0	0	0.0			
Team											17	10	27												4
Total.....		5	1000	141-318		.44	20-79	.25	64-99	.64	63	141	204	40.8	89	2	60	69	15	38	366	73.2			
Opponents.....		5	1000	120-298		.40	43-149	.28	74-101	.73	48	137	185	37.0	93	-	69	70	21	30	357	71.4			

TEAM STATISTICS	TSU	OPP	Date	Opponent	Score	Att.
SCORING	366	357	11/25/20	at Washington St.	L 52-56	0
Points per game	73.2	71.4	11/28/20	at Oklahoma St.	L 65-85	3350
Scoring margin	+1.8	-	11/30/20	at Wyoming	W 76-74	1066
FIELD GOALS-ATT	141-318	120-298	12/03/20	at Saint Mary's (CA)	L 70-82	0
Field goal pct	.443	.403	12/11/20	LETOURNEAU	W 103-60	0
3 POINT FG-ATT	20-79	43-149	* - SWAC game			
3-point FG pct	.253	.289				
3-pt FG made per gam	4.0	8.6				
FREE THROWS-ATT	64-99	74-101				
Free throw pct	.646	.733				
F-Throws made per ga	12.8	14.8				
REBOUNDS	204	185				
Rebounds per game	40.8	37.0				
Rebounding margin	+3.8	-				
ASSISTS	60	69				
Assists per game	12.0	13.8				
TURNOVERS	69	70				
Turnovers per game	13.8	14.0				
Turnover margin	+0.2	-				
Assist/turnover ratio	0.9	1.0				
STEALS	38	30				
Steals per game	7.6	6.0				
BLOCKS	15	21				
Blocks per game	3.0	4.2				
ATTENDANCE	0	4416				
Home games-Avg/Gam	1-0	4-1104				
Neutral site-Avg/Game	-	0-0				

Score by Periods	1st	2nd	Totals
Texas Southern	174	192	366
Opponents	179	178	357



Texas Southern University Basketball
 Texas Southern Season Schedule/Results & Leaders (as of Dec 15, 2020)
 All games



RECORD:	OVERALL	HOME	AWAY	NEUTRAL
ALL GAMES	2-3	1-0	1-3	0-0
CONFERENCE	0-0	0-0	0-0	0-0
NON-CONFERENCE	2-3	1-0	1-3	0-0

Date	Opponent	Score	Att.	High Points	High Rebounds
11/25/20	at Washington St.	52-56 L		(10)Galen Alexander (10)Michael Weathers	(9)Michael Weathers
11/28/20	at Oklahoma St.	65-85 L	3350	(22)Galen Alexander (10)John Walker III	(9)Karl Nicholas
11/30/20	at Wyoming	w 76-74	1066	(21)Michael Weathers	(7)Michael Weathers
12/03/20	at Saint Mary's (CA)	70-82 L		(23)Michael Weathers	(6)Karl Nicholas
12/11/20	LETOURNEAU	w 103-60		(35)John Walker III	(10)Karl Nicholas

* - SWAC game

Attendance Summary	Games	Attend	Avg/Game
Home	1	0	0
Away	4	4416	1104
Neutral	0	0	0
Total	5	4416	883



Texas Southern University Basketball
 Texas Southern Season Box Score (as of Dec 15, 2020)
 All games



RECORD:	OVERALL	HOME	AWAY	NEUTRAL
ALL GAMES	2-3	1-0	1-3	0-0
CONFERENCE	0-0	0-0	0-0	0-0
NON-CONFERENCE	2-3	1-0	1-3	0-0

##	Player	gp-gs	min	avg	Total		3-Point		F-Throw		Rebounds				pf	dq	a	to	blk	stl	pts	avg			
					fg-fga	fg%	3fg-fga	3fg%	ft-fa	ft%	off	def	tot	avg											
24	John Walker III	5-5	138	27.6	33-54	.61	3-8	.37	11-16	.68	10	18	28	5.6	11	1	10	4	1	2	80	16.0			
20	Michael Weathers	5-5	144	28.8	28-59	.47	2-7	.28	13-18	.72	6	21	27	5.4	13	0	13	10	4	11	71	14.2			
01	Galen Alexander	5-4	143	28.6	23-49	.46	4-18	.22	12-18	.66	7	19	26	5.2	12	0	4	14	2	6	62	12.4			
05	Karl Nicholas	5-2	113	22.6	21-44	.47	0-1	.00	3-8	.37	12	21	33	6.6	13	0	5	11	4	5	45	9.0			
00	Yahuza Rasas	4-3	78	19.5	14-33	.42	2-4	.50	1-3	.33	2	11	13	3.3	9	1	1	7	2	2	31	7.8			
23	Ashton McClelland	2-0	21	10.5	3-8	.37	1-6	.16	2-3	.66	0	3	3	1.5	0	0	0	1	0	1	9	4.5			
15	Justin Hopkins	5-2	127	25.4	5-20	.25	2-7	.28	10-11	.90	3	12	15	3.0	8	0	3	5	0	2	22	4.4			
12	John Jones	4-0	33	8.3	4-14	.28	2-9	.22	2-2	1.000	0	1	1	0.3	3	0	3	1	0	0	12	3.0			
14	Chris Baldwin	5-0	51	10.2	3-18	.16	1-8	.12	6-12	.50	6	11	17	3.4	3	0	3	4	2	0	13	2.6			
11	Jordan Gilliam	5-4	80	16.0	4-11	.36	3-7	.42	1-2	.50	0	9	9	1.8	11	0	11	5	0	4	12	2.4			
33	Quinton Brigham	4-0	29	7.3	3-6	.50	0-2	.00	2-4	.50	0	3	3	0.8	1	0	2	0	0	3	8	2.0			
02	Ja'Mare Redus	5-0	40	8.0	0-1	.00	0-1	.00	1-2	.50	0	1	1	0.2	5	0	4	3	0	2	1	0.2			
32	Malveaux, Andrew	1-0	3	3.0	0-1	.00	0-1	.00	0-0	.00	0	1	1	1.0	0	0	1	0	0	0	0	0.0			
Team											17	10	27												4
Total.....		5	1000		141-318	.44	20-79	.25	64-99	.64	63	141	204	40.8	89	2	60	69	15	38	366	73.2			
Opponents.....		5	1000		120-298	.40	43-149	.28	74-101	.73	48	137	185	37.0	93	-	69	70	21	30	357	71.4			

Score by Periods	1st	2nd	Totals
Texas Southern	174	192	366
Opponents	179	178	357



Texas Southern University Basketball
 Texas Southern Overall Team Statistics (as of Dec 15, 2020)
 All games



TEAM STATISTICS	TSU	OPP
SCORING	366	357
Points per game	73.2	71.4
Scoring margin	+1.8	-
FIELD GOALS-ATT	141-318	120-298
Field goal pct	.443	.403
3 POINT FG-ATT	20-79	43-149
3-point FG pct	.253	.289
3-pt FG made per game	4.0	8.6
FREE THROWS-ATT	64-99	74-101
Free throw pct	.646	.733
F-Throws made per game	12.8	14.8
REBOUNDS	204	185
Rebounds per game	40.8	37.0
Rebounding margin	+3.8	-
ASSISTS	60	69
Assists per game	12.0	13.8
TURNOVERS	69	70
Turnovers per game	13.8	14.0
Turnover margin	+0.2	-
Assist/turnover ratio	0.9	1.0
STEALS	38	30
Steals per game	7.6	6.0
BLOCKS	15	21
Blocks per game	3.0	4.2
WINNING STREAK	1	-
Home win streak	1	-
ATTENDANCE	0	4416
Home games-Avg/Game	1-0	4-1104
Neutral site-Avg/Game	-	0-0

Score by Periods	1st	2nd	Totals
Texas Southern	174	192	366
Opponents	179	178	357



Texas Southern University Basketball
Texas Southern Category Leaders (as of Dec 15, 2020)
All games



Points	G	Pts	Pts/G
John Walker III	5	80	16.0
Michael Weathers	5	71	14.2
Galen Alexander	5	62	12.4
Karl Nicholas	5	45	9.0
Yahuza Rasas	4	31	7.8
Justin Hopkins	5	22	4.4
Chris Baldwin	5	13	2.6
Jordan Gilliam	5	12	2.4
John Jones	4	12	3.0
Ashton McClelland	2	9	4.5
Quinton Brigham	4	8	2.0
Ja'Mare Redus	5	1	0.2

Scoring Average	G	Pts	Avg/G
John Walker III	5	80	16.0
Michael Weathers	5	71	14.2
Galen Alexander	5	62	12.4
Karl Nicholas	5	45	9.0
Yahuza Rasas	4	31	7.8
Ashton McClelland	2	9	4.5
Justin Hopkins	5	22	4.4
John Jones	4	12	3.0
Chris Baldwin	5	13	2.6
Jordan Gilliam	5	12	2.4
Quinton Brigham	4	8	2.0
Ja'Mare Redus	5	1	0.2

FG Percentage	FG	Att	Pct
John Walker III	33	54	.611
Quinton Brigham	3	6	.500
Karl Nicholas	21	44	.477
Michael Weathers	28	59	.475
Galen Alexander	23	49	.469
Yahuza Rasas	14	33	.424
Ashton McClelland	3	8	.375
Jordan Gilliam	4	11	.364
John Jones	4	14	.286
Justin Hopkins	5	20	.250
Chris Baldwin	3	18	.167
Malveaux, Andrew	0	1	.000
Ja'Mare Redus	0	1	.000

Field Goal Attempts	G	Att	Att/G
Michael Weathers	5	59	11.8
John Walker III	5	54	10.8
Galen Alexander	5	49	9.8
Karl Nicholas	5	44	8.8
Yahuza Rasas	4	33	8.3

Field Goals Made	G	Made	Made/G
John Walker III	5	33	6.6
Michael Weathers	5	28	5.6
Galen Alexander	5	23	4.6
Karl Nicholas	5	21	4.2
Yahuza Rasas	4	14	3.5

3-Point Percentage	3FG	Att	Pct
Yahuza Rasas	2	4	.500
Jordan Gilliam	3	7	.429
John Walker III	3	8	.375
Michael Weathers	2	7	.286
Justin Hopkins	2	7	.286
Galen Alexander	4	18	.222
John Jones	2	9	.222
Ashton McClelland	1	6	.167
Chris Baldwin	1	8	.125
Quinton Brigham	0	2	.000
Malveaux, Andrew	0	1	.000
Ja'Mare Redus	0	1	.000
Karl Nicholas	0	1	.000

3-Point FG Attempts	G	Att	Att/G
Galen Alexander	5	18	3.6
John Jones	4	9	2.3
John Walker III	5	8	1.6
Chris Baldwin	5	8	1.6
Michael Weathers	5	7	1.4
Jordan Gilliam	5	7	1.4
Justin Hopkins	5	7	1.4

3-Point FG Made	G	Made	Made/G
Galen Alexander	5	4	0.8
Jordan Gilliam	5	3	0.6
John Walker III	5	3	0.6
Justin Hopkins	5	2	0.4
Michael Weathers	5	2	0.4
John Jones	4	2	0.5
Yahuza Rasas	4	2	0.5

Free Throw Percent	FG	Att	Pct
John Jones	2	2	1.000
Justin Hopkins	10	11	.909
Michael Weathers	13	18	.722
John Walker III	11	16	.688
Galen Alexander	12	18	.667
Ashton McClelland	2	3	.667
Chris Baldwin	6	12	.500
Quinton Brigham	2	4	.500
Ja'Mare Redus	1	2	.500

Free Throw Attempts	G	Att	Att/G
Galen Alexander	5	18	3.6
Michael Weathers	5	18	3.6
John Walker III	5	16	3.2
Chris Baldwin	5	12	2.4
Justin Hopkins	5	11	2.2

Free Throws Made	G	Made	Made/G
Michael Weathers	5	13	2.6
Galen Alexander	5	12	2.4



Texas Southern University Basketball
 Texas Southern Category Leaders (as of Dec 15, 2020)
 All games



Rebounds	G	Reb	Reb/G
Karl Nicholas	5	33	6.6
John Walker III	5	28	5.6
Michael Weathers	5	27	5.4
Galen Alexander	5	26	5.2
Chris Baldwin	5	17	3.4

Rebound Average	G	Reb	Avg/G
Karl Nicholas	5	33	6.6
John Walker III	5	28	5.6
Michael Weathers	5	27	5.4
Galen Alexander	5	26	5.2
Chris Baldwin	5	17	3.4

Offensive Rebounds	G	No.	Avg/G
Karl Nicholas	5	12	2.4
John Walker III	5	10	2.0
Galen Alexander	5	7	1.4
Chris Baldwin	5	6	1.2
Michael Weathers	5	6	1.2

Defensive Rebounds	G	No.	Avg/G
Michael Weathers	5	21	4.2
Karl Nicholas	5	21	4.2
Galen Alexander	5	19	3.8
John Walker III	5	18	3.6
Justin Hopkins	5	12	2.4

Fouls	G	No.	Per/G
Michael Weathers	5	13	2.6
Karl Nicholas	5	13	2.6
Galen Alexander	5	12	2.4
Jordan Gilliam	5	11	2.2
John Walker III	5	11	2.2

Foulsouts	G	No.
Yahuza Rasas	4	1
John Walker III	5	1

Assists	G	No.	Ast/G
Michael Weathers	5	13	2.6
Jordan Gilliam	5	11	2.2
John Walker III	5	10	2.0
Karl Nicholas	5	5	1.0
Ja'Mare Redus	5	4	0.8
Galen Alexander	5	4	0.8

Steals	G	No.	Stl/G
Michael Weathers	5	11	2.2
Galen Alexander	5	6	1.2
Karl Nicholas	5	5	1.0
Jordan Gilliam	5	4	0.8
Quinton Brigham	4	3	0.8

Blocked Shots	G	No.	Blk/G
Michael Weathers	5	4	0.8
Karl Nicholas	5	4	0.8
Chris Baldwin	5	2	0.4
Yahuza Rasas	4	2	0.5
Galen Alexander	5	2	0.4

Minutes	G	No.	Min/G
Michael Weathers	5	144	28.8
Galen Alexander	5	143	28.6
John Walker III	5	138	27.6
Justin Hopkins	5	127	25.4
Karl Nicholas	5	113	22.6

Turnovers	G	No.	TO/G
Galen Alexander	5	14	2.8
Karl Nicholas	5	11	2.2
Michael Weathers	5	10	2.0
Yahuza Rasas	4	7	1.8
Justin Hopkins	5	5	1.0
Jordan Gilliam	5	5	1.0



Texas Southern University Basketball
Texas Southern Overall/Conference Statistics (as of Dec 15, 2020)
All games



SUMMARY	Overall Statistics										SWAC Statistics									
	gp-gs	min/	fg%	3fg%	ft%	r/g	a/g	stl	blk	pts/g	gp-gs	min/	fg%	3fg%	ft%	r/g	a/g	stl	blk	pts/g
John Walker III	5-5	27.6	.611	.375	.688	5.6	2.0	2	1	16.0										
Michael Weathers	5-5	28.8	.475	.286	.722	5.4	2.6	11	4	14.2										
Galen Alexander	5-4	28.6	.469	.222	.667	5.2	0.8	6	2	12.4										
Karl Nicholas	5-2	22.6	.477	.000	.375	6.6	1.0	5	4	9.0										
Yahuza Rasas	4-3	19.5	.424	.500	.333	3.3	0.3	2	2	7.8										
Ashton McClelland	2-0	10.5	.375	.167	.667	1.5	0.0	1	0	4.5										
Justin Hopkins	5-2	25.4	.250	.286	.909	3.0	0.6	2	0	4.4										
John Jones	4-0	8.3	.286	.222	1.000	0.3	0.8	0	0	3.0										
Chris Baldwin	5-0	10.2	.167	.125	.500	3.4	0.6	0	2	2.6										
Jordan Gilliam	5-4	16.0	.364	.429	.500	1.8	2.2	4	0	2.4										
Quinton Brigham	4-0	7.3	.500	.000	.500	0.8	0.5	3	0	2.0										
Ja'Mare Redus	5-0	8.0	.000	.000	.500	0.2	0.8	2	0	0.2										
Malveaux, Andrew	1-0	3.0	.000	.000	.000	1.0	1.0	0	0	0.0										
Totals	5		.443	.253	.646	40.8	12.0	38	15	73.2	0		.000	.000	.000	0.0	0.0	0	0	0.0
Opponent	5		.403	.289	.733	37.0	13.8	30	21	71.4	0		.000	.000	.000	0.0	0.0	0	0	0.0

SCORING	Overall Statistics										SWAC Statistics							
	fg-fga	fg%	3fg-fga	3fg%	ft-fta	ft%	pts	pts/g	fg-fga	fg%	3fg-fga	3fg%	ft-fta	ft%	pts	pts/g		
John Walker III	33-54	.611	3-8	.375	11-16	.688	80	16.0										
Michael Weathers	28-59	.475	2-7	.286	13-18	.722	71	14.2										
Galen Alexander	23-49	.469	4-18	.222	12-18	.667	62	12.4										
Karl Nicholas	21-44	.477	0-1	.000	3-8	.375	45	9.0										
Yahuza Rasas	14-33	.424	2-4	.500	1-3	.333	31	7.8										
Ashton McClelland	3-8	.375	1-6	.167	2-3	.667	9	4.5										
Justin Hopkins	5-20	.250	2-7	.286	10-11	.909	22	4.4										
John Jones	4-14	.286	2-9	.222	2-2	1.000	12	3.0										
Chris Baldwin	3-18	.167	1-8	.125	6-12	.500	13	2.6										
Jordan Gilliam	4-11	.364	3-7	.429	1-2	.500	12	2.4										
Quinton Brigham	3-6	.500	0-2	.000	2-4	.500	8	2.0										
Ja'Mare Redus	0-1	.000	0-1	.000	1-2	.500	1	0.2										
Malveaux, Andrew	0-1	.000	0-1	.000	0-0	.000	0	0.0										
Totals	141-318	.443	20-79	.253	64-99	.646	366	73.2	0-0	.000	0-0	.000	0-0	.000	0	0.0		
Opponent	120-298	.403	43-149	.289	74-101	.733	357	71.4	0-0	.000	0-0	.000	0-0	.000	0	0.0		

TOTALS	Overall Statistics										SWAC Statistics									
	o-reb	d-reb	total	pf	fo	a	to	a/to	hi	pts	o-reb	d-reb	total	pf	fo	a	to	a/to	hi	pts
John Walker III	10	18	28	11	1	10	4	2.5		35										
Michael Weathers	6	21	27	13	0	13	10	1.3		23										
Galen Alexander	7	19	26	12	0	4	14	0.3		22										
Karl Nicholas	12	21	33	13	0	5	11	0.5		14										
Yahuza Rasas	2	11	13	9	1	1	7	0.1		10										
Ashton McClelland	0	3	3	0	0	0	1	0.0		9										
Justin Hopkins	3	12	15	8	0	3	5	0.6		9										
John Jones	0	1	1	3	0	3	1	3.0		9										
Chris Baldwin	6	11	17	3	0	3	4	0.8		5										
Jordan Gilliam	0	9	9	11	0	11	5	2.2		8										
Quinton Brigham	0	3	3	1	0	2	0	0.0		6										
Ja'Mare Redus	0	1	1	5	0	4	3	1.3		1										
Malveaux, Andrew	0	1	1	0	0	1	0	0.0		0										
Totals	63	141	204	89	2	60	69	0.9		103	0	0	0	0	0	0	0	0	0	0
Opponent	48	137	185	93	-	69	70	1.0		85	0	0	0	0	-	0	0	0	0	0



Texas Southern University Basketball
 Texas Southern Team Game-by-Game (as of Dec 15, 2020)
 All games



TEAM STATISTICS

Opponent	Date	Score		Total		3-Pointers		Free throws		Rebounds				pf	a	t/o	blk	stl	pts	avg
				fg-fga	pct	3fg-fga	pct	ft-fta	pct	off	def	tot	avg							
at Washington St.	11/25/	52-56	L	18-61	.29	5-19	.26	11-13	.84	11	32	43	43.0	28	7	17	3	11	52	52.0
at Oklahoma St.	11/28/	65-85	L	26-67	.38	3-18	.16	10-20	.50	18	25	43	43.0	20	12	13	2	6	65	58.5
at Wyoming	11/30/	76-74	W	29-62	.46	3-11	.27	15-24	.62	11	29	40	42.0	21	8	9	3	5	76	64.3
at Saint Mary's (CA)	12/03/	70-82	L	25-49	.51	4-9	.44	16-20	.80	6	17	23	37.2	13	5	11	3	6	70	65.8
LETOURNEAU	12/11/	103-60	W	43-79	.54	5-22	.22	12-22	.54	17	38	55	40.8	7	28	19	4	10	103	73.2
Texas Southern		366		141-318	.443	20-79	.253	64-99	.646	63	141	204	40.8	89	60	69	15	38	366	73.2
Opponents		357		120-298	.403	43-149	.289	74-101	.733	48	137	185	37.0	93	69	70	21	30	357	71.4

Games played: 5
 Points/game: 73.2
 FG Pct: 44.3
 3FG Pct: 25.3
 FT Pct: 64.6

Rebounds/game: 40.8
 Assists/game: 12.0
 Turnovers/game: 13.8
 Assist/turnover ratio: 0.9
 Steals/game: 7.6
 Blocks/game: 3.0



Texas Southern University Basketball
 Texas Southern Opponent Game-by-Game (as of Dec 15, 2020)
 All games



OPPONENT STATISTICS

Opponent	Date	Score		Total		3-Pointers		Free throws		Rebounds				pf	a	t/o	blk	stl	pts	avg
				fg-fga	pct	3fg-fga	pct	ft-fta	pct	off	def	tot	avg							
at Washington St.	11/25/	52-56	L	14-50	.28	5-28	.17	23-31	.74	8	32	40	40.0	16	8	16	3	4	56	56.0
at Oklahoma St.	11/28/	65-85	L	27-59	.45	10-24	.41	21-27	.77	9	28	37	38.5	20	14	9	7	5	85	70.5
at Wyoming	11/30/	76-74	W	25-56	.44	8-25	.32	16-23	.69	8	29	37	38.0	20	12	10	4	4	74	71.7
at Saint Mary's (CA)	12/03/	70-82	L	30-56	.53	16-34	.47	6-9	.66	10	19	29	35.8	16	22	11	5	5	82	74.2
LETOURNEAU	12/11/	103-60	W	24-77	.31	4-38	.10	8-11	.72	13	29	42	37.0	21	13	24	2	12	60	71.4
Opponents		357		120-298	.403	43-149	.289	74-101	.733	48	137	185	37.0	93	69	70	21	30	357	71.4
Texas Southern		366		141-318	.443	20-79	.253	64-99	.646	63	141	204	40.8	89	60	69	15	38	366	73.2

Games played: 5
 Points/game: 71.4
 FG Pct: 40.3
 3FG Pct: 28.9
 FT Pct: 73.3

Rebounds/game: 37.0
 Assists/game: 13.8
 Turnovers/game: 14.0
 Assist/turnover ratio: 1.0
 Steals/game: 6.0
 Blocks/game: 4.2



Texas Southern University Basketball
 Texas Southern Team Game-by-Game Comparison (as of Dec 15, 2020)
 All games



Opponent	1st	2nd	Score	Mar	Total FG	FG Pct	3-Pointers	3FG Pct	Free Throw	FT Pct	Rebounds	AS
Washington St.	31/28	21/28	52-56	(4)	18-61/14-50	.295/.280	5-19/5-28	.263/.179	11-13/23-31	.846/.742	43/40	+3
Oklahoma St.	30/41	35/44	65-85	(20)	26-67/27-59	.388/.458	3-18/10-24	.167/.417	10-20/21-27	.500/.778	43/37	+6
Wyoming	31/50	45/24	76-74	+2	29-62/25-56	.468/.446	3-11/8-25	.273/.320	15-24/16-23	.625/.696	40/37	+3
Saint Mary's (CA)	35/39	35/43	70-82	(12)	25-49/30-56	.510/.536	4-9/16-34	.444/.471	16-20/6-9	.800/.667	23/29	(6)
LETOURNEAU	47/21	56/39	103-60	+43	43-79/24-77	.544/.312	5-22/4-38	.227/.105	12-22/8-11	.545/.727	55/42	+13

Note: Game totals are displayed in the format TEAM/OPPONENT for each category



Texas Southern University Basketball
 Texas Southern Points-Rebounds-Assists (as of Dec 15, 2020)
 All games



Opponent	Date	Score		00	01	02	05	11	12	14
				RASAS,YAH	ALEXANDE	REDUS,JA'	NICHOLAS,	GILLIAM,JO	JONES,JOH	BALDWIN,C
at Washington St.	11/25/20	52-56	L	7-1-0	10-7-0	0-1-0	2-4-0	8-5-4	0-0-0	0-2-0
at Oklahoma St.	11/28/20	65-85	L	5-3-1	22-2-0	0-0-0	10-9-2	0-0-2	0-0-0	3-3-0
at Wyoming	11/30/20	76-74	w	9-4-0	11-6-0	0-0-1	7-4-1	1-1-0	DNP	2-4-1
at Saint Mary's (CA)	12/03/20	70-82	L	DNP	13-5-1	0-0-0	12-6-0	0-1-0	3-0-0	5-2-0
LETOURNEAU	12/11/20	103-6	w	10-5-0	6-6-3	1-0-3	14-10-2	3-2-5	9-1-3	3-6-2

Opponent	Date	Score		15	20	23	24	32	33
				HOPKINS,J	WEATHERS,	MCCLELLA	III,JOHN W	MALVEAUX,	BRIGHAM,Q
at Washington St.	11/25/20	52-56	L	5-4-0	10-9-0	DNP	10-7-2	DNP	0-1-1
at Oklahoma St.	11/28/20	65-85	L	1-3-0	13-7-3	0-1-0	11-4-4	DNP	0-0-0
at Wyoming	11/30/20	76-74	w	9-3-1	21-7-3	DNP	16-6-1	DNP	DNP
at Saint Mary's (CA)	12/03/20	70-82	L	4-1-1	23-1-3	DNP	8-4-0	DNP	2-0-0
LETOURNEAU	12/11/20	103-6	w	3-4-1	4-3-4	9-2-0	35-7-3	0-1-1	6-2-1



Texas Southern University Basketball
 Texas Southern Game-by-Game Highs (as of Dec 15, 2020)
 All games



Opponent	Date	Score	Points	Rebounds	Assists	Steals	Blocked shots
at Washington St.	11/25/2	52-56	10-John Walker III Michael Weathe Galen Alexande	9-Michael Weath	4-Jordan Gilliam	4-Michael Weath	1-Michael Weath Karl Nicholas Galen Alexande
at Oklahoma St.	11/28/2	65-85	22-Galen Alexand	9-Karl Nicholas	4-John Walker III	2-Karl Nicholas Galen Alexande	1-Karl Nicholas Galen Alexande
at Wyoming	11/30/2	76-74	21-Michael Weath	7-Michael Weath	3-Michael Weath	1-Michael Weath Jordan Gilliam Yahuza Rasas Galen Alexande John Walker III	2-Yahuza Rasas
at Saint Mary's (CA)	12/03/2	70-82	23-Michael Weath	6-Karl Nicholas	3-Michael Weath	4-Michael Weath	2-Michael Weath
LETOURNEAU	12/11/2	103-6	35-John Walker III	10-Karl Nicholas	5-Jordan Gilliam	2-Quinton Brigha Ja'Mare Redus Jordan Gilliam	2-Chris Baldwin



Texas Southern University Basketball
Texas Southern Team High/Low Analysis (as of Dec 15, 2020)
All games



Texas Southern - TEAM GAME HIGHS

POINTS	103	LETOURNEAU (12/11/20)
	76	at Wyoming (11/30/20)
	70	at Saint Mary's (CA) (12/03/20)
	65	at Oklahoma St. (11/28/20)
	52	at Washington St. (11/25/20)
FIELD GOALS MADE	43	LETOURNEAU (12/11/20)
	29	at Wyoming (11/30/20)
FIELD GOAL ATTEMPTS	79	LETOURNEAU (12/11/20)
	67	at Oklahoma St. (11/28/20)
FIELD GOAL PERCENTAGE	.544 (43-79)	LETOURNEAU (12/11/20)
	.510 (25-49)	at Saint Mary's (CA) (12/03/20)
3 PT FIELD GOALS MADE	5	LETOURNEAU (12/11/20)
	5	at Washington St. (11/25/20)
3 PT FG ATTEMPTS	22	LETOURNEAU (12/11/20)
	19	at Washington St. (11/25/20)
3 PT FG PERCENTAGE	.444 (4-9)	at Saint Mary's (CA) (12/03/20)
	.273 (3-11)	at Wyoming (11/30/20)
FREE THROWS MADE	16	at Saint Mary's (CA) (12/03/20)
	15	at Wyoming (11/30/20)
FREE THROW ATTEMPTS	24	at Wyoming (11/30/20)
	22	LETOURNEAU (12/11/20)
FREE THROW PERCENTAGE	.846 (11-13)	at Washington St. (11/25/20)
	.800 (16-20)	at Saint Mary's (CA) (12/03/20)
REBOUNDS	55	LETOURNEAU (12/11/20)
	43	at Oklahoma St. (11/28/20)
	43	at Washington St. (11/25/20)
ASSISTS	28	LETOURNEAU (12/11/20)
	12	at Oklahoma St. (11/28/20)
STEALS	11	at Washington St. (11/25/20)
	10	LETOURNEAU (12/11/20)
BLOCKED SHOTS	4	LETOURNEAU (12/11/20)
	3	at Saint Mary's (CA) (12/03/20)
	3	at Wyoming (11/30/20)
	3	at Washington St. (11/25/20)
TURNOVERS	19	LETOURNEAU (12/11/20)
	17	at Washington St. (11/25/20)
FOULS	28	at Washington St. (11/25/20)
	21	at Wyoming (11/30/20)



Texas Southern University Basketball
Texas Southern High/Low Analysis (as of Dec 15, 2020)
All games



Opponent - GAME HIGHS

POINTS	85	at Oklahoma St. (11/28/20)
	82	at Saint Mary's (CA) (12/03/20)
	74	at Wyoming (11/30/20)
	60	LETOURNEAU (12/11/20)
	56	at Washington St. (11/25/20)
FIELD GOALS MADE	30	at Saint Mary's (CA) (12/03/20)
	27	at Oklahoma St. (11/28/20)
FIELD GOAL ATTEMPTS	77	LETOURNEAU (12/11/20)
	59	at Oklahoma St. (11/28/20)
FIELD GOAL PERCENTAGE	.536 (30-56)	at Saint Mary's (CA) (12/03/20)
	.458 (27-59)	at Oklahoma St. (11/28/20)
3 PT FIELD GOALS MADE	16	at Saint Mary's (CA) (12/03/20)
	10	at Oklahoma St. (11/28/20)
3 PT FG ATTEMPTS	38	LETOURNEAU (12/11/20)
	34	at Saint Mary's (CA) (12/03/20)
3 PT FG PERCENTAGE	.471 (16-34)	at Saint Mary's (CA) (12/03/20)
	.417 (10-24)	at Oklahoma St. (11/28/20)
FREE THROWS MADE	23	at Washington St. (11/25/20)
	21	at Oklahoma St. (11/28/20)
FREE THROW ATTEMPTS	31	at Washington St. (11/25/20)
	27	at Oklahoma St. (11/28/20)
FREE THROW PERCENTAGE	.778 (21-27)	at Oklahoma St. (11/28/20)
	.742 (23-31)	at Washington St. (11/25/20)
REBOUNDS	42	LETOURNEAU (12/11/20)
	40	at Washington St. (11/25/20)
ASSISTS	22	at Saint Mary's (CA) (12/03/20)
	14	at Oklahoma St. (11/28/20)
STEALS	12	LETOURNEAU (12/11/20)
	5	at Saint Mary's (CA) (12/03/20)
	5	at Oklahoma St. (11/28/20)
BLOCKED SHOTS	7	at Oklahoma St. (11/28/20)
	5	at Saint Mary's (CA) (12/03/20)
TURNOVERS	24	LETOURNEAU (12/11/20)
	16	at Washington St. (11/25/20)
FOULS	21	LETOURNEAU (12/11/20)
	20	at Wyoming (11/30/20)
	20	at Oklahoma St. (11/28/20)



Texas Southern University Basketball
Texas Southern High/Low Analysis (as of Dec 15, 2020)
All games



Texas Southern - GAME LOWS

POINTS	52	at Washington St. (11/25/20)
	65	at Oklahoma St. (11/28/20)
	70	at Saint Mary's (CA) (12/03/20)
	76	at Wyoming (11/30/20)
	103	LETOURNEAU (12/11/20)
FIELD GOALS MADE	18	at Washington St. (11/25/20)
	25	at Saint Mary's (CA) (12/03/20)
FIELD GOAL ATTEMPTS	49	at Saint Mary's (CA) (12/03/20)
	61	at Washington St. (11/25/20)
FIELD GOAL PERCENTAGE	.295 (18-61)	at Washington St. (11/25/20)
	.388 (26-67)	at Oklahoma St. (11/28/20)
3 PT FIELD GOALS MADE	3	at Oklahoma St. (11/28/20)
	3	at Wyoming (11/30/20)
3 PT FG ATTEMPTS	9	at Saint Mary's (CA) (12/03/20)
	11	at Wyoming (11/30/20)
3 PT FG PERCENTAGE	.167 (3-18)	at Oklahoma St. (11/28/20)
	.227 (5-22)	LETOURNEAU (12/11/20)
FREE THROWS MADE	10	at Oklahoma St. (11/28/20)
	11	at Washington St. (11/25/20)
FREE THROW ATTEMPTS	13	at Washington St. (11/25/20)
	20	at Oklahoma St. (11/28/20)
	20	at Saint Mary's (CA) (12/03/20)
FREE THROW PERCENTAGE	.500 (10-20)	at Oklahoma St. (11/28/20)
	.545 (12-22)	LETOURNEAU (12/11/20)
REBOUNDS	23	at Saint Mary's (CA) (12/03/20)
	40	at Wyoming (11/30/20)
ASSISTS	5	at Saint Mary's (CA) (12/03/20)
	7	at Washington St. (11/25/20)
STEALS	5	at Wyoming (11/30/20)
	6	at Oklahoma St. (11/28/20)
	6	at Saint Mary's (CA) (12/03/20)
BLOCKED SHOTS	2	at Oklahoma St. (11/28/20)
	3	at Washington St. (11/25/20)
	3	at Wyoming (11/30/20)
	3	at Saint Mary's (CA) (12/03/20)
TURNOVERS	9	at Wyoming (11/30/20)
	11	at Saint Mary's (CA) (12/03/20)
FOULS	7	LETOURNEAU (12/11/20)
	13	at Saint Mary's (CA) (12/03/20)



Texas Southern University Basketball
Texas Southern High/Low Analysis (as of Dec 15, 2020)
All games



Opponent - GAME LOWS

POINTS	56		at Washington St. (11/25/20)
	60		LETOURNEAU (12/11/20)
	74		at Wyoming (11/30/20)
	82		at Saint Mary's (CA) (12/03/20)
	85		at Oklahoma St. (11/28/20)
FIELD GOALS MADE	14		at Washington St. (11/25/20)
	24		LETOURNEAU (12/11/20)
FIELD GOAL ATTEMPTS	50		at Washington St. (11/25/20)
	56		at Wyoming (11/30/20)
	56		at Saint Mary's (CA) (12/03/20)
FIELD GOAL PERCENTAGE	.280	(14-50)	at Washington St. (11/25/20)
	.312	(24-77)	LETOURNEAU (12/11/20)
3 PT FIELD GOALS MADE	4		LETOURNEAU (12/11/20)
	5		at Washington St. (11/25/20)
3 PT FG ATTEMPTS	24		at Oklahoma St. (11/28/20)
	25		at Wyoming (11/30/20)
3 PT FG PERCENTAGE	.105	(4-38)	LETOURNEAU (12/11/20)
	.179	(5-28)	at Washington St. (11/25/20)
FREE THROWS MADE	6		at Saint Mary's (CA) (12/03/20)
	8		LETOURNEAU (12/11/20)
FREE THROW ATTEMPTS	9		at Saint Mary's (CA) (12/03/20)
	11		LETOURNEAU (12/11/20)
FREE THROW PERCENTAGE	.667	(6-9)	at Saint Mary's (CA) (12/03/20)
	.696	(16-23)	at Wyoming (11/30/20)
REBOUNDS	29		at Saint Mary's (CA) (12/03/20)
	37		at Oklahoma St. (11/28/20)
	37		at Wyoming (11/30/20)
ASSISTS	8		at Washington St. (11/25/20)
	12		at Wyoming (11/30/20)
STEALS	4		at Washington St. (11/25/20)
	4		at Wyoming (11/30/20)
BLOCKED SHOTS	2		LETOURNEAU (12/11/20)
	3		at Washington St. (11/25/20)
TURNOVERS	9		at Oklahoma St. (11/28/20)
	10		at Wyoming (11/30/20)
FOULS	16		at Washington St. (11/25/20)
	16		at Saint Mary's (CA) (12/03/20)



Texas Southern University Basketball
Texas Southern Player High/Low Analysis (as of Dec 15, 2020)
All games



Texas Southern - INDIVIDUAL GAME HIGHS

Points	35	John Walker III vs LeTourneau (12/11/20)
	23	Michael Weathers at Saint Mary's (CA) (12/03/20)
	22	Galen Alexander at Oklahoma St. (11/28/20)
	21	Michael Weathers at Wyoming (11/30/20)
	16	John Walker III at Wyoming (11/30/20)
	15	John Walker III vs LeTourneau (12/11/20)
Field Goals Made	10	Michael Weathers at Wyoming (11/30/20)
Field Goal Att.	19	Michael Weathers at Wyoming (11/30/20)
	18	John Walker III vs LeTourneau (12/11/20)
	18	Galen Alexander at Oklahoma St. (11/28/20)
	.833 (15-18)	John Walker III vs LeTourneau (12/11/20)
FG Pct (min 5 made)	.750 (6-8)	Karl Nicholas at Saint Mary's (CA) (12/03/20)
3-Point FG Made	2	Galen Alexander at Oklahoma St. (11/28/20)
	2	Jordan Gilliam at Washington St. (11/25/20)
3-Point FG Att.	8	Galen Alexander at Oklahoma St. (11/28/20)
	5	John Jones vs LeTourneau (12/11/20)
	5	McClelland, Ashton vs LeTourneau (12/11/20)
	.500 (2-4)	Jordan Gilliam at Washington St. (11/25/20)
3-Pt FG Pct (min 2 made)	.250 (2-8)	Galen Alexander at Oklahoma St. (11/28/20)
Free Throws Made	6	Michael Weathers at Saint Mary's (CA) (12/03/20)
	5	John Walker III vs LeTourneau (12/11/20)
Free Throw Att.	8	Michael Weathers at Saint Mary's (CA) (12/03/20)
	6	John Walker III vs LeTourneau (12/11/20)
	6	John Walker III at Wyoming (11/30/20)
	1.000 (4-4)	Justin Hopkins at Wyoming (11/30/20)
FT Pct (min 3 made)	1.000 (3-3)	Galen Alexander at Saint Mary's (CA) (12/03/20)
	1.000 (3-3)	Galen Alexander at Washington St. (11/25/20)
	1.000 (3-3)	Justin Hopkins at Washington St. (11/25/20)
	10	Karl Nicholas vs LeTourneau (12/11/20)
Rebounds	9	Karl Nicholas at Oklahoma St. (11/28/20)
	9	Michael Weathers at Washington St. (11/25/20)
Assists	5	Jordan Gilliam vs LeTourneau (12/11/20)
	4	Michael Weathers vs LeTourneau (12/11/20)
	4	John Walker III at Oklahoma St. (11/28/20)
	4	Jordan Gilliam at Washington St. (11/25/20)
Steals	4	Michael Weathers at Saint Mary's (CA) (12/03/20)
	4	Michael Weathers at Washington St. (11/25/20)
Blocked Shots	2	Chris Baldwin vs LeTourneau (12/11/20)
	2	Michael Weathers at Saint Mary's (CA) (12/03/20)
	2	Yahuza Rasas at Wyoming (11/30/20)
	5	Jordan Gilliam at Washington St. (11/25/20)
Turnovers	4	Galen Alexander vs LeTourneau (12/11/20)
	4	Galen Alexander at Washington St. (11/25/20)
Fouls	5	John Walker III at Washington St. (11/25/20)
	5	Yahuza Rasas at Washington St. (11/25/20)
Minutes	38	John Walker III at Saint Mary's (CA) (12/03/20)
	37	Galen Alexander at Wyoming (11/30/20)
	37	Michael Weathers at Washington St. (11/25/20)
	35	Justin Hopkins at Saint Mary's (CA) (12/03/20)
	35	Justin Hopkins at Wyoming (11/30/20)



Texas Southern University Basketball
Texas Southern Opponent High/Low Analysis (as of Dec 15, 2020)
All games



OPPONENT INDIVIDUAL GAME HIGHS

Points	28	Isaac Bonton at Washington St. (11/25/20)
	20	Leemet Bockler at Saint Mary's (CA) (12/03/20)
	20	Cade Cunningham at Oklahoma St. (11/28/20)
	19	Rondel Walker at Oklahoma St. (11/28/20)
	18	Hunter Maldonado at Wyoming (11/30/20)
Field Goals Made	7	Leemet Bockler at Saint Mary's (CA) (12/03/20)
	7	Marcus Williams at Wyoming (11/30/20)
	7	Rondel Walker at Oklahoma St. (11/28/20)
	7	Cade Cunningham at Oklahoma St. (11/28/20)
	7	Isaac Bonton at Washington St. (11/25/20)
Field Goal Att.	25	Isaac Bonton at Washington St. (11/25/20)
	14	Marcus Williams at Wyoming (11/30/20)
FG Pct (min 5 made)	.857 (6-7)	Matthias Tass at Saint Mary's (CA) (12/03/20)
	.778 (7-9)	Leemet Bockler at Saint Mary's (CA) (12/03/20)
3-Point FG Made	6	Leemet Bockler at Saint Mary's (CA) (12/03/20)
	4	Quinn Clinton at Saint Mary's (CA) (12/03/20)
	4	LaMont Drew at Wyoming (11/30/20)
3-Point FG Att.	14	Isaac Bonton at Washington St. (11/25/20)
	9	Eberhardt, Andrew vs LeTourneau (12/11/20)
3-Pt FG Pct (min 2 made)	.857 (6-7)	Leemet Bockler at Saint Mary's (CA) (12/03/20)
	.667 (4-6)	LaMont Drew at Wyoming (11/30/20)
Free Throws Made	11	Isaac Bonton at Washington St. (11/25/20)
	10	Hunter Maldonado at Wyoming (11/30/20)
Free Throw Att.	13	Hunter Maldonado at Wyoming (11/30/20)
	13	Isaac Bonton at Washington St. (11/25/20)
FT Pct (min 3 made)	1.000 (9-9)	Aljaz Kunc at Washington St. (11/25/20)
	1.000 (5-5)	Cade Cunningham at Oklahoma St. (11/28/20)
	1.000 (3-3)	Eberhardt, Andrew vs LeTourneau (12/11/20)
Rebounds	11	Jeremiah Oden at Wyoming (11/30/20)
	8	Drake Jeffries at Wyoming (11/30/20)
	8	Efe Abogidi at Washington St. (11/25/20)
Assists	13	Tommy Kuhse at Saint Mary's (CA) (12/03/20)
	5	Hunter Maldonado at Wyoming (11/30/20)
Steals	3	Pride, Jordan vs LeTourneau (12/11/20)
	3	Jackson, Deonte vs LeTourneau (12/11/20)
	3	Tommy Kuhse at Saint Mary's (CA) (12/03/20)
Blocked Shots	3	Kalib Boone at Oklahoma St. (11/28/20)
	2	Matthias Tass at Saint Mary's (CA) (12/03/20)
	2	Mitchell Saxon at Saint Mary's (CA) (12/03/20)
	2	Hunter Maldonado at Wyoming (11/30/20)
	2	Cade Cunningham at Oklahoma St. (11/28/20)
Turnovers	7	Isaac Bonton at Washington St. (11/25/20)
	4	Jackson, Deonte vs LeTourneau (12/11/20)
Fouls	5	Wilson, Kyce vs LeTourneau (12/11/20)
	5	Hunter Thompson at Wyoming (11/30/20)