



2012 Game Notes

GAME TWO

Auburn (0-1, 0-0 SEC)

at Mississippi State (1-0, 0-0 SEC)

Saturday, Sept. 8, 2012 - Davis Wade Stadium - 11 a.m. - ESPN



Facebook.com/MStateFB



@MStateFB

Primary Contact: Joe Galbraith • jgalbraith@athletics.msstate.edu • Office - 662.325.2703 • Cell - 662.418.3970 • @JoeState
Secondary Contact: Kyle Niblett • kniblett@athletics.msstate.edu • Office - 662.325.0972 • Cell - 662.418.9139 • @KyleNiblett

GENERAL GAME INFORMATION

TEAM INFORMATION & STATS

MISSISSIPPI STATE	AUBURN
RV / RV	RV / RV
.....Ranking (AP / USA Today)RV / RV
Dan Mullen	Gene Chizik
.....Head CoachHead Coach
22-17	35-30
.....Career RecordCareer Record
22-17	30-11
.....Record at SchoolRecord at School

2012 STATS

1-0Record	0-1
0-0Conference Record	0-0
56.0Points Per Game	17.0
9.0Points Allowed Per Game	28.0
395.0Total Offense Per Game	374.0
202.0Rushing Yards Per Game	180.0
193.0Passing Yards Per Game	194.0
265.0Yards Allowed Per Game	528.0
109.0Rushing Yards Allowed Per Game	320.0
156.0Passing Yards Allowed Per Game	208.0

INDIVIDUAL COMPARISON

Tyler RussellLeading Passer	Kiehl Frazier
15-24-0-185 yds-2 TD		11-27-1-194 yds-1 TD
Derrick MiltonLeading Rusher	Tre Mason
8 att.-65 yds.-1 TD		14 att.-106 yds-0 TD
Arceto ClarkLeading Receiver	Emory Blake
3 rec.-35 yds-0 TD		4 rec.-109 yds-1 TD
Chris HughesLeading Tackler	Daren Bates
5 tackles, 1.0 TFL, 1 Fumble Recovery		14 tackles, 1.5 TFL, 1 INT

2012 MISSISSIPPI STATE SCHEDULE

Date	Opponent	Result/Time
Sept. 1	JACKSON STATE (Fox Sports Net)	W, 56-9
Sept. 8	* AUBURN (ESPN)	11 a.m.
Sept. 15	at Troy (ESPN3)	6 p.m.
Sept. 22	SOUTH ALABAMA (PPV)	6 p.m.
Oct. 6	* at Kentucky	
Oct. 13	* TENNESSEE	
Oct. 20	MIDDLE TENNESSEE	
Oct. 27	* at Alabama	
Nov. 3	* TEXAS A&M	
Nov. 10	* at LSU	
Nov. 17	* ARKANSAS	
Nov. 24	* at Ole Miss	

SERIES HISTORY

Overall Series Record:Auburn leads 60-23-2
in Starkville:Auburn leads 12-4-1
Last meeting:Auburn, 41-34, 9/10/2011 in Auburn
In Starkville:Auburn, 17-14, 9/9/2010 in Starkville
Last 10 meetings:Auburn leads 9-1
Current Series Win Streak:Auburn, 4 games

BROADCAST INFORMATION

Kickoff11 a.m. CT
TVESPN (Dave Pasch, Brian Griese and Jenn Brown)
RadioMississippi State Radio Network
AnnouncersJim Ellis, Matt Wyatt and John Corroero
XM Radio NetworkChannel 200
Sirius Radio NetworkChannel 112
in Starkville107.9, WFCA3

BULLDOGS LOOK FOR SEC BREAKTHROUGH

Mississippi State enters its 2012 Southeastern Conference lidlifter with high hopes to start the league slate with a win. The Bulldogs will kick off the SEC season at 11:01 a.m. against Western Division foe Auburn.

The game will be broadcast live on ESPN immediately following College GameDay. Dave Patsch will provide play-by-play with Brian Griese as color analyst and Jenn Brown on the sidelines.

SEC OPENING WINS HAVE BEEN ELUSIVE

Head coach **Dan Mullen** has emphasized the importance of the first SEC game, especially the first game against a division rival, in the standings. Unfortunately, Mississippi State has not won its first Southeastern Conference game of the year since 1999. In those 12 defeats, nine times the opponent has been ranked in the top 25 with four ranked in the top 10.

MULLEN SET TO CLIMB VICTORY CHARTS THIS SEASON

Head coach Dan Mullen has led his Mississippi State teams to 22 victories in his first three-plus seasons, tied for fifth among all head coaches in school history.

Only three other coaches in Bulldog history have eclipsed the 20-win mark over their first four seasons, Allyn McKeen's teams posted 36 wins from 1938-41, Jackie Sherrill compiled 26 from 1991-94 and Emory Bellard won 25 from 1979-82.

UNDER MULLEN, STATE QUICK OUT OF GATES

The Bulldogs have won each of their four season-openers under head coach Dan Mullen by a combined score of 209-40. State opened the 2012 campaign with a 56-9 victory over Jackson State, marking the second straight season opener eclipsing 50 points. Prior to last year, Mississippi State teams had scored 50-plus in only three season openers in school history, with the last coming in 1950.

DOGS AGAIN FACE ONE OF NATION'S TOP SCHEDULES

Last season Mississippi State played five teams ranked at the time of the game and four teams that finished among the nation's top 8 in the USA Today Coaches' Poll.

This year, State faces four teams ranked in the preseason polls, all from the Southeastern Conference's Western Division. Seven foes finished with winning records in 2011, and this season's Bulldog opponents posted an 83-63 overall record a year ago.

PASSING OFFENSE LOOKS TO CONTINUE BUILDING

Each of the last two seasons, Mississippi State set school records for touchdown passes, 18 in 2010 and 19 in 2011. The Bulldogs also have posted three of the five highest completion percentages in school history since Mullen and offensive coordinator **Les Koening** took over the MSU offense in 2009.

TURNOVERS TELL STORY

In recent seasons, no stat has been a better harbinger of success for the Bulldogs than turnover margin. Over the last three-plus seasons, State has won 17 of 18 games when victorious in the turnover column. Conversely, the Bulldogs have won just four times out of 12 when losing the turnover battle.

In the first game of the season, the Bulldogs forced three Jackson State miscues while not turning the ball over.

RUNNING GAME HAS EXCELLED

The Mississippi State offense has excelled in the ground game since 2009. The Bulldogs have eclipsed the 200-yard rushing mark 22 times in 39 games, including a total of 202 in the season opener against Jackson State.

Junior tailback **LaDarius Perkins** led the team with nine attempts (58 yards) and redshirt freshman **Derrick Milton** racked up a team-high 65 yards on eight carries.

GETTING OFF THE FIELD

If the entirety of defensive goals is to keep the opponent from scoring, State had a pretty good year in 2011. The Bulldogs ranked 16th nationally in scoring defense, allowing only 19.7 points per game. Mississippi State's defensive staff still saw room for improvement, however, as their group finished 77th nationally with only 20 turnovers forced and 57th nationally averaging nearly 20 first downs per game allowed.

In the first game of the season, the Bulldog D allowed only 16 first downs and forced three turnovers.

DEFENSIVE LINE, LINEBACKERS LOOK FOR TFLs

Defensive coordinator **Chris Wilson** has made it a priority to get into the offense's backfield and his team has responded. Last year, State average nearly seven tackles for loss per game, good for 27th nationally and fifth in the SEC. The Bulldogs only tallied three tackles behind the line in the season opener, with a pair of sacks.

DEFENSIVE BACKFIELD LOADED FOR 2012 CAMPAIGN

Johntan Banks is far from the lone star in the Mississippi State defensive backfield entering this season. Seniors **Corey Broomfield** and **Darius Slay** along with junior **Nickoe Whitley** have played substantial amounts of football for the Bulldogs. Broomfield has played in 39 games with 29 starts, Whitley in 23 with 19 starts and Slay in 14 games. Combined, the projected starting four have played in 115 games and earned 64 starts. They've also intercepted 30 career passes, with eight returned for touchdowns.

DOGS AND CATS (AND CATS AND CATS...)

Mississippi State's first two opponents are nicknamed Tigers, and four of the first five games feature feline foes. The South Alabama Jaguars and Kentucky Wildcats end the cat attack until State goes to Baton Rouge in November.

Sunday 2

12 noon
Coach Mullen Teleconference

Monday 3

1 p.m.
Coach Mullen Weekly Press Conference - Bryan Building

1:30 p.m.
Assistants available after Mullen

Tuesday 4

5:45 p.m.
Coach Mullen and selected players available following practice

Wednesday 5

11:50 a.m.
SEC Teleconference

Post-Practice
Player availability if necessary

Thursday 6

7 p.m.
Coach Mullen Radio Show (Buffalo Wild Wings)

Friday 7

No Media Availability

Saturday 8

11 a.m.
Kickoff vs. Auburn

Postgame
Coach Mullen and selected players and coaches available following game.

MSU STREAKS & 2012 RECORDS

	Overall Streak	2012
Overall	W3	1-0
Home	W2	1-0
Away	L1	—
Neutral	W3	—
SEC Games	W1	—
Non-Conference Games	W12	1-0
Day Games	L2	—
Night Games	W3	1-0
January	W1	—
August	L5	—
September	W2	1-0
October	W1	—
November	W1	—
December	W2	—
vs. Top 10 Teams (AP)	L22	—
vs. Top 25 Teams (AP)	L7	—
When MSU Scores First	W3	1-0
When Opponent Scores First	W1	—
When MSU Leads at Halftime	W9	1-0
When Tied at Halftime	L1	—
When Opp. Leads at Halftime	L2	—
When MSU Leads After 3rd	W25	1-0
When Tied After 3rd	L1	—
When Opp. Leads After 3rd	L23	—
When MSU Scores 25+ points	W5	1-0
When Opp. Scores 25+ points	L5	—
When MSU Rushes for 100+ yards	W5	1-0
When Opp. Rushes for 100+ yards	W1	1-0
When MSU Rushes for <100 yards	L11	—
When Opp. Rushes for <100 yards	W8	—

BANKS LOOKS TO SOLIDIFY LEGACY IN SENIOR SEASON

Johnthan Banks enters his final season at Mississippi State ranked tied for second on the school's all-time career interceptions list with 12. He needs four interceptions to tie Walt Harris for the school mark, and eight to tie the Southeastern Conference career record of 20 (set twice).

Banks is a consensus pre-season All-American and first-team All-SEC selection. A semifinalist for the 2011 Jim Thorpe Award, Banks was listed on the Thorpe, Bednarik and Lott IMPACT Trophy watch lists prior to the 2012 campaign.

WIDEOUTS AND TIGHT ENDS HAVE EXPERIENCE, TALENT

The current group of wide receivers and tight ends might be the most accomplished bunch ever to play at Mississippi State together. The group - led by six seniors - has helped set the school single-season passing touchdown record each of the last two years.

In the first game this season, they combined for 16 receptions for 193 yards and two touchdowns.

BUMPHIS CAN LEAVE IMPACT ON BULLDOG RECORD BOOK

Senior wideout Chad Bumphis has his eyes set on several school records. With 102 career receptions, Bumphis is tied for seventh on the Mississippi State chart with current FCA rep Bill Buckley. Bumphis' 13 touchdown receptions rank tied for fourth, and he's only five shy of tying the school mark of 17 set by Eric Moulds and Justin Jenkins. The Tupelo native's 1,357 yards is only 34 away from entering the top 10.

LAWRENCE BECAME TACKLING MACHINE IN 2011

Senior linebacker Cameron Lawrence finished the 2011 campaign with 123 total tackles, good for third in the SEC and the most by a Bulldog since Mario Haggan tallied 132 in 2000.

Lawrence can become the first Mississippi State player to record 100 or more tackles in consecutive seasons since Dwayne Curry in 1994 and 19995. He posted three tackles in limited action against Jackson State in the season opener.

RUSSELL SET TO LEAD

Tyler Russell took over the reins as the Bulldogs' starting quarterback entering the 2012 season after playing in 17 games and earning four starts during his first two seasons. In 2010, Russell posted the school's top passing efficiency season at 144.54 and last year put up the fourth-highest mark at 135.08. His career completion percentage mark of 55.9 stands fourth on the school charts, and his yards-per-attempt and passing efficiency are tops in school history.

Russell completed 62.5 percent of his passes for 185 yards and a pair of touchdowns in the season opener.

GABE JACKSON NEXT IN LONG LINE OF OUTSTANDING LINEMEN

Mississippi State has produced a long line of exceptional offensive linemen, and Gabe Jackson may be the next to follow in their footsteps. The junior guard has started all 25 games of his career at left guard, and helped pave the way for two of the most explosive offenses in school history. Jackson was a freshman all-SEC performer in 2010, and was named preseason all-SEC by several publications this year.

FRESHMEN MAKE EARLY IMPACT

Twenty-one first-time players including five true freshmen made their debut in the season opener. **Devon Bell, Ryan Brown, Quay Evans, Nick James** and **Cedric Jiles** each saw early-career action in the opener. Bell connected on four extra points and missed a 42 yard field goal attempt. Brown, Evans and James played together on the defensive front as their group forced a pair of pick-sixes and James forced a fumble. Jiles recorded three tackles and a pass breakup, seeing time on kick coverage and in the secondary.

COACHING STAFF MOSTLY SAME IN 2012

Mississippi State returns nine of 10 on-field coaches this season, including both coordinators. With Les Koenning entering his fourth season and defensive coordinator Chris Wilson entering his second year in his current role, it marks the first time since the 2007 season Mississippi State has the same coordinators two consecutive years. That was also the last time Mississippi State had the same defensive coordinator two straight years.

The Bulldog staff had only one change from last season's team, with wide receivers coach Tim Brewster joining the squad in late August. Brewster is a veteran of both the college and NFL game, and comes to State after a year as an analyst on Fox Sports' college football coverage. He was the head coach at the University of Minnesota from 2007-2010.

KENT HULL TO BE HONORED

Of all the decorated offensive linemen to play at Mississippi State, the most outstanding might be the late Kent Hull. Hull, who passed away in 2011, will be the next addition to the Davis Wade Stadium Ring of Honor, as he is recognized during the Sept. 8 game against Auburn.

He was a consensus first-team Freshman All-SEC selection in 1979 and a pre-season all-America selection in 1982. He helped pave the way for a Mississippi State option attack which set school records for rushing yards and total offense that still stand today. After his decorated career at Mississippi State, Hull played in 189 games for the Buffalo Bills from 1986 until 1996 and started in four straight Super Bowls as he helped the Bills to four consecutive AFC Championships from 1990-93. He was named to the Pro Bowl three times and his name went up on the Bills Wall of Fame at Ralph Wilson Stadium in 2002.

BULLDOG NAMES ALL OVER PRESEASON WATCH LISTS

Eight different Mississippi State players were named to preseason award watch lists during the offseason. Johnthan Banks was named to the Bronk Nagurski, Bednarik, Thorpe, Lott Impact, Hornung and Senior Bowl Watch Lists. He was also named first team All-American by Sports Illustrated, Yahoo! Sports, and Athlon. Josh Boyd was named to the Outland Trophy and Senior Bowl Watch Lists, while Chad Bumphis, Corey Broomfield and Cameron Lawrence were also named to the Mobile-based all-star game's list. Lawrence was also listed by the Butkus Award. Gabe Jackson was named to the Outland Trophy and Rotary Lombardi Award watch lists.

TRIO NAMED PERMANENT CAPTAINS BY TEAMMATES

Seniors Johnthan Banks, Cameron Lawrence and Tobias Smith were named team captains by a vote of their teammates prior to the season.

MISSISSIPPI STATE CONTACTS

MEDIA RELATIONS - 662-325-0967
 Joe Galbraith - 662-418-3970
MISSISSIPPI STATE RADIO NETWORK - 662-325-4171
 Don Williams - 662-312-2564
TELEVISION CENTER - 662-325-1332
 Bennie Ashford - 662-418-2165

FTP INFORMATION

Located on XOS Digital Xchange
 Contact Bennie Ashford in Television Center for login



@HailState

@CoachDanMullen

@MStateFB

BULLDOG COACHING STAFF



Dan Mullen
Head Coach



Geoff Collins
Co-Defensive Coord./
Linebackers



Melvin Smith
Corners / Nickels



Chris Wilson
Defensive Coord. /
Defensive Line



John Hevesy
Running Game Coord. /
Offensive Line



Greg Knox
Running Backs



Tim Brewster
Wide Receivers



Les Koenning
Offensive Coord. /
Quarterbacks



Scott Sallach
Tight Ends



Tony Hughes
Safeties/
Recruiting Coordinator

ON FIELD

PRESSBOX

SERIES HISTORY

Mississippi State vs. Auburn

1905:	AU, 18-0	at Columbus, Miss.
1910:	AU, 6-0	at Auburn
1911:	AU, 11-5	at Birmingham, Ala.
1912:	AU, 7-0	at Birmingham, Ala.
1913:	AU, 34-0	at Birmingham, Ala.
1914:	AU, 19-0	at Birmingham, Ala.
1915:	AU, 26-0	at Birmingham, Ala.
1916:	AU, 7-3	at Birmingham, Ala.
1917:	AU, 13-6	at Birmingham, Ala.
1919:	AU, 7-0	at Birmingham, Ala.
1927:	MSU, 7-0	at Birmingham, Ala.
1928:	MSU, 13-0	at Birmingham, Ala.
1930:	MSU, 7-6	at Birmingham, Ala.
1937:	AU, 33-7	at Birmingham, Ala.
1938:	AU, 20-6	at Montgomery, Ala.
1939:	AU, 7-0	at Birmingham, Ala.
1940:	Tie, 7-7	at Birmingham, Ala.
1941:	MSU, 14-7	at Birmingham, Ala.
1942:	MSU, 6-0	at Birmingham, Ala.
1944:	MSU, 26-21	at Birmingham, Ala.
1945:	MSU, 20-0	at Birmingham, Ala.
1946:	MSU, 33-0	at Birmingham, Ala.
1947:	MSU, 14-0	at Birmingham, Ala.
1948:	MSU, 20-0	at Birmingham, Ala.
1949:	AU, 25-6	at Auburn
1950:	MSU, 27-0	at Starkville
1952:	MSU, 49-34	at Auburn
1953:	Tie, 21-21	at Starkville
1955:	AU, 27-26	at Auburn
1956:	AU, 27-20	at Auburn
1957:	AU, 15-7	at Birmingham, Ala.
1958:	AU, 33-14	at Auburn
1959:	AU, 31-0	at Birmingham, Ala.
1960:	AU, 27-12	at Auburn
1961:	MSU, 11-10	at Birmingham, Ala.
1962:	AU, 9-3	at Auburn
1963:	MSU, 13-10	at Jackson, Miss.
1964:	AU, 12-3	at Auburn
1965:	AU, 25-18	at Birmingham, Ala.
1966:	AU, 13-0	at Jackson, Miss.
1967:	AU, 36-0	at Auburn
1968:	AU, 26-0	at Jackson, Miss.
1969:	AU, 52-13	at Auburn
1970:	AU, 56-0	at Birmingham, Ala.
1971:	AU, 30-21	at Auburn
1972:	AU, 14-3	at Jackson, Miss.
1973:	AU, 31-17	at Auburn
1974:	AU, 24-20	at Jackson, Miss.
1975:	*Tie, 21-21	at Auburn
1976:	*MSU, 28-19	at Jackson, Miss.
1977:	*MSU, 27-13	at Auburn
1978:	AU, 6-0	at Starkville
1979:	AU, 14-3	at Auburn
1980:	MSU, 24-21	at Jackson, Miss.
1981:	MSU, 21-17	at Auburn
1982:	AU, 35-17	at Starkville
1983:	AU, 28-13	at Auburn
1984:	AU, 24-21	at Starkville
1985:	AU, 21-9	at Auburn
1986:	AU, 35-6	at Starkville
1987:	AU, 38-7	at Auburn
1988:	AU, 33-0	at Auburn
1989:	AU, 14-0	at Auburn
1990:	AU, 17-16	at Starkville
1991:	MSU, 24-17	at Auburn
1992:	MSU, 14-7	at Starkville
1993:	AU, 31-17	at Auburn
1994:	AU, 42-18	at Starkville
1995:	AU, 48-20	at Auburn
1996:	AU, 49-15	at Starkville
1997:	MSU, 20-0	at Auburn
1998:	MSU, 38-21	at Starkville
1999:	MSU, 18-16	at Auburn
2000:	MSU, 17-10	at Starkville
2001:	AU, 16-14	at Auburn
2002:	AU, 42-14	at Starkville
2003:	AU, 45-13	at Auburn
2004:	AU, 43-14	at Starkville
2005:	AU, 28-0	at Auburn
2006:	AU, 34-0	at Starkville
2007:	MSU, 19-14	at Auburn
2008:	AU, 3-2	at Starkville
2009:	AU, 49-24	at Auburn
2010:	AU, 17-14	at Starkville
2011:	AU, 41-34	at Auburn

at Starkville: AU, 12-4-1
 at Auburn: AU, 27-6
 at Neutral Sites: AU, 21-13-1

THE LAST MEETING...

MISSISSIPPI STATE 34
AUBURN 41

SEPTEMBER 10, 2011
DAVIS WADE STADIUM • AUBURN, ALA.
SEC NETWORK

Score by Quarters

Mississippi State	14	10	3	7	-	34
Auburn	14	17	3	7	-	41

SCORING SUMMARY

1st Quarter

AU - Dyer 35 yd run (Parkey kick); 12:37
 AU - McNeal 43 yd inception return (Parkey kick); 11:39
 MS - Perkins 40 yd run (DePasquale kick); 10:38
 MS - Heavens 15 yd pass from Relf (DePasquale, kick); 6:32

2nd Quarter

MS - Banks 27 yd inception return (DePasquale kick); 10:36
 AU - Blake 46 yd pass from Trotter (Parkey kick); 8:37
 AU - Dyer 2 yd run (Parkey kick); 4:51
 MS - DePasquale 27 yd field goal; 0:40
 AU - Parkey 43 yd field goal; 0:05

3rd Quarter

AU - Parkey 37 yd field goal 12:31
 MS - DePasquale 32 yd field goal 9:12

4th Quarter

AU - Lutzenkirchen 10 yd pass from Trotter (Parkey kick); 14:03
 MS - Ballard 3 yd run (DePasquale kick); 4:51

Team Stats

	MS	AU
FIRST DOWNS	31	21
NET YARDS RUSHING	333	235
Rushing Attempts	63	36
Average Per Rush	5.3	6.5
Rushing Touchdowns	2	2
NET YARDS PASSING	198	146
Completions-Attempts-Int	21-34-1	16-23-1
Passing Touchdowns	1	2
TOTAL OFFENSE YARDS	531	381
Total offense plays	97	59
Fumbles: Number-Lost	2-0	1-0
Penalties: Number-Yards	10-75	7-85
PUNTS-YARDS	6-240	6-274
KICKOFFS-YARDS	7-430	8-557
Punt returns: Number-Yards-TD	1-22-0	1-9-0
Kickoff returns: Number-Yds-TD	4-65-0	7-179-0
Interceptions: Number-Yds-TD	1-27-1	1-43-1
Fumble Returns: Number-Yds-TD	0-0-0	0-0-0
Possession Time	36:07	23:53
Third-Down Conversions	11 of 20	4 of 12
Fourth-Down Conversions	1 of 1	1 of 1
Red-Zone Scores-Chances	4-5	3-3
Sacks By: Number-Yards	1-10	1-4
PAT Kicks	4-4	5-5
Field Goals	2-2	2-2

RUSHING: MS-Vick Ballard 21-135; Relf 27-106; L. Perkins 11-78; Chad Bumphis 2-14; Adrian Marcus 1-1; TEAM 1-minus 1. AU-Dyer 18-150; McCaleb 11-68; Mason 3-14; Trotter 4-3.

PASSING: MS-Chris Relf 20-33-1; Chad Bumphis 1-1-0. AU-Barrett Trotter 16-23-1.

RECEIVING: MS-Vick Ballard 5-64; Brandon Heavens 3-46; Michael Carr 3-21; Chad Bumphis 2-31; Ricco Sanders 2-19; Arceto Clark 1-6; Jameon Lewis 1-3; Brandon Hill 1-3; Chris Relf 1-3; L. Perkins 1-2; Blaine Clausell 1-0. AU-Emory Blake 7-108; Onterio McCaleb 4-24; Lutzenkirchen 3-18; Trovon Reed 1-0; Travante Stallworth 1-minus 4.

INTERCEPTIONS: MS-Johnthan Banks 1-27. AU-Demetrick McNeal 1-43.

FUMBLES: MS-LaDarius Perkins 1-0; Vick Ballard 1-0. AU-Travante Stallworth.

ATTENDANCE: 87,451

GAME RECAP...

AUBURN, Ala. – Weathering one storm didn't prove to be overwhelming for Mississippi State. Two storms, however, was just too much to persevere through.

On a sun-drenched afternoon in front of 87,451 fans at Jordan-Hare Stadium, Auburn extended its nation-best winning streak to 17 with a nail-biting 41-34 victory against the No. 16-ranked Bulldogs in the SEC lidlifter for both teams.

MSU, which fell to 1-1, fell behind by 14 points twice. Mississippi State overcame the first deficit, scoring 21 unanswered points to silence the folks on the Plains en route to a 21-14 advantage.

In the second half, however, that wouldn't be case. Still, the Bulldogs didn't go down without a valiant fight.

Trailing 41-27 in the fourth quarter, MSU closed the gap on 3-yard run up the middle by Vick Ballard to cut the lead to 41-34 with 4:51 to play.

And it was then the Bulldogs turned to their defense to get the football back for one more opportunity.

Mission accomplished as MSU forced to the Tigers to punt. With 2:52 to play and down by a touchdown, MSU took over at its own 33. In 10 just plays, the Bulldogs marched to the Auburn 2 with 8 seconds left and no timeouts remaining.

But on the game's final play, senior quarterback Chris Relf kept around the left end and was stopped just short of the goal line.

The Montgomery, Ala., native finished with 106 yards on the ground to go along with his 195 yards through the air on 20-of-33 passing.

Also eclipsing the 100-yard mark was Ballard, who grounded out 135 yards on 21 carries.

Ballard also paced the Bulldogs with five receptions for 64 yards, while Brandon Heavens and Michael Carr each had three catches for 46 and 21 yards, respectively.



DB Johnthan Banks tallied his third career interception return for a touchdown with a 27-yard pick six in the second quarter at Auburn last season.

2012 MISSISSIPPI STATE FOOTBALL DEPTH CHART

OFFENSE

WR	19	ARCETO CLARK	5-10	180	SR.
	16	Joe Morrow	6-4	205	RFr.
WR	1	CHAD BUMPHIS	5-11	200	SR.
	4	Jameon Lewis	5-9	185	So.
WR	8	CHRIS SMITH	6-2	205	SR.
	3	Brandon Heavens	5-10	175	Sr.
LT	75	BLAINE CLAUSELL	6-7	305	SO.
	59	Archie Muniz	6-5	290	So.
LG	61	GABE JACKSON	6-4	320	JR.
	66	Ben Beckwith	6-3	300	So.
C	63	DILLON DAY	6-4	285	SO.
	55	Dylan Holley	6-3	295	Jr.
RG	67	TOBIAS SMITH	6-3	305	SR.
	70	Justin Malone	6-7	315	RFr.
RT	77	CHARLES SIDDOWAY	6-7	300	JR.
	78	Damien Robinson	6-7	315	SO.
TE	32	MARCUS GREEN	6-1	240	SR.
	18	Brandon Hill	6-2	235	So.
FB	23	SYLVESTER HEMPHILL	5-11	235	SR.
	35	Adrian Marcus	5-10	225	Jr.
RB	27	LADARIUS PERKINS	5-10	190	JR.
	7	Nick Griffin	6-0	225	So.
QB	17	TYLER RUSSELL	6-4	220	JR.
	15	Dak Prescott	6-2	230	RFr.

SPECIALISTS

PK	40	DEVON BELL	6-2	185	FR.
-OR-	53	BRIAN EGAN	5-11	210	JR.
P	39	BAKER SWEDENBERG	6-0	185	JR.
SN	72	WINSTON CHAPMAN	6-2	225	RFR.
H	83	CHRIS CAMERON	5-10	180	SR.
KR	27	LADARIUS PERKINS	5-10	190	JR.
	16	JAMEON LEWIS	5-9	185	SO.
PR	13	JOHNTHAN BANKS	6-2	185	SR.
	1	Chad Bumphis	5-11	200	Sr.

DEFENSE

DE	92	KALEB EULLS	6-4	280	SO.
	91	Preston Smith	6-6	245	So.
DT	97	JOSH BOYD	6-3	300	SR.
	60	Devin Jones	6-1	260	Sr.
DT	98	CURTIS VIRGES	6-3	305	SO.
	74	Dewayne Cherrington	6-3	325	Sr.
DE	90	DENICO AUTRY	6-5	255	JR.
	96	Shane McCardell	6-5	260	Sr.
LB	51	DEONTAE SKINNER	6-2	245	JR.
	12	Chris Hughes	6-1	225	Jr.
LB	50	BENARDRICK MCKINNEY	6-5	235	RFR.
	52	Ferlando Bohanna	6-0	225	So.
LB	10	CAMERON LAWRENCE	6-3	230	SR.
	22	Matthew Wells	6-2	215	So.
CB	13	JOHNTHAN BANKS	6-2	185	SR.
	24	Jamerson Love	5-10	175	So.
SS	25	COREY BROOMFIELD	5-10	180	SR.
	30	Jay Hughes	5-11	190	SO.
	20	Louis Watson	5-11	185	Sr.
FS	5	NICKOE WHITLEY	6-1	205	JR.
	38	Dee Arrington	6-1	215	So.
CB	9	DARIUS SLAY	6-1	190	SR.
	37	Taveze Calhoun	6-1	180	RFr.



DAN MULLEN

HEAD COACH • THIRD SEASON

In just three full seasons, Dan Mullen has revitalized and re-energized the Mississippi State fan base. From the moment of his introduction on Dec. 10, 2008 as the 32nd head coach in school history, supporters have turned out in record numbers and capacity crowds to support the Bulldogs.

Mississippi State fans have sold out a school-record 16 consecutive home games at Davis Wade Stadium. Each of the last two years have seen the school's attendance record broken. In fact, 13 of the school's top 15 crowds have occurred in the last three years, with all six crowds last season ranking in the top 15 all-time. The Bulldog faithful have gone on to watch the head coach lead the Maroon and White's football program to back-to-back postseason bowl wins for the first time in over a decade.

Just three years into his tenure, Mullen (.553) is already the winningest coach at State since Darrell Royal in 1954-55 (.600), and is already tied for sixth in school history for wins by a MSU head coach (21). On top of that, Mullen has dominated the Egg Bowl rivalry, becoming just the second MSU coach and the first since Sid Robinson from 1917-19 to start off 3-0 against Ole Miss in the Battle for the Golden Egg.

Mullen was widely regarded as one of the top young minds in college football when he arrived at Mississippi State, and he brought not only an impressive offensive resume and a list of NFL-developed quarterbacks, but also an energy and passion for the college game.

Improvement wasn't limited to fan enthusiasm, as Mullen ignited the Bulldogs to a nine-win season in just his second year, and then another successful season in 2011. With Mullen's masterful offensive mind this past year, the Maroon and White broke the school record for passing touchdowns in a season (19) and finished second all-time in school history in total offense and first downs. Additionally, the offense finished in the top 10 in passing yards, completions and completion percentage.

In 2010, State won six games in a row in the middle of the season and finished among the top 10 in school history in the following categories - passing yardage, completion percentage, passing touchdowns, rushing attempts, rushing yards, rushing touchdowns, total plays, total offensive yards, per-game offense and first downs. The defense also amassed the 10th-highest sack total in school annals.

The 2010 Bulldogs closed out the season with nine victories including posting the largest margin of victory in a bowl game in school history. The resounding 52-14 Gator Bowl win against Michigan capped a truly remarkable year.

With the nation's toughest schedule in 2009, State's rushing attack, led by first-team all-Southeastern Conference selection and current NFL running back Anthony Dixon, finished ninth nationally with a 227.6 rushing yard average per game. State averaged 371.9 yards of total offense per game, the ninth-highest total in school history and the most since 2000 at the time.

Mullen's first season concluded with a rousing 41-27 victory over MSU's in-state rival, which brought the Golden Egg back to Starkville. He became the only third Mississippi State coach to win his Egg Bowl debut since 1939, joining Allyn McKeen and Jackie Sherrill. The Bulldogs posted a 5-7 overall record in 2009, including three road victories.

During the previous four seasons as the offensive coordinator and quarterbacks coach at the University of Florida, Mullen molded a Heisman Trophy, Davey O'Brien and Maxwell Award-winning quarterback, along with a Rimington Trophy finalist and a Biletnikoff Award semifinalist.

In 2008 alone, Mullen's offensive attack ranked third nationally in scoring - averaging better than 45 points per game as the Gators scored at least 30 points in 12-of-13 games. The 587 points scored eclipsed the previous University of Florida mark, set in 1996.

Florida rushed for a school-record 41 touchdowns that season and UF's 80 rushing touchdowns over the two seasons ranked second nationally. Overall, Florida's rushing yardage of 2,987 ranked ninth nationally in 2008 and was the third-highest total in school history.

Seven offensive players were recognized as All-Southeastern Conference selections following the season in which Mullen helped UF claim its second SEC Championship and a chance to play for its second national championship in three seasons.

The Gator offense ranked first in the SEC in scoring offense and total offense for a second-straight season in 2008, averaging

45.2 points and 442.4 yards per game. Under Mullen's tutelage in 2007, UF averaged 42.5 points and 457.2 yards.

In 2007, Mullen directed the Gator offense to the third-highest point total ever by a UF unit and the top single-season marks for rushing touchdowns and third-down conversion percentage. Florida's offense scored 75 touchdowns, second most in the SEC.

Mullen orchestrated a UF attack that was the only one in the nation to have rushed for a touchdown and passed for a touchdown in every game during the season. He also helped UF score on 83-of-152 drives in 2007 for a league-best 54.6 percent, marking the best number since the stat was tracked by the SEC in 2000. Florida additionally averaged 7.0 yards per play that year, the fourth-best total in the nation. Lastly, the Gators averaged 5.3 yards per rush, the second-best number in school history.

In 2007, Mullen helped coach sophomore quarterback and current NFL star Tim Tebow into a Heisman Trophy, Maxwell and Davey O'Brien award winner, 78th Sullivan Award winner and AP first-team All-American among other honors.

He also tutored six offensive players to the All-SEC team: Tebow, NFL Pro Bowler Percy Harvin, Cornelius Ingram, Brandon James, Jim Tartt and Drew Miller.

Mullen played an integral role in Florida's 2006 national championship, overseeing an offense that averaged 29.7 points and 396.1 yards per game. In the BCS National Championship Game, he engineered an attack that produced 41 points against a top-ranked Ohio State squad that was limiting opponents to less than 11 points per game on the year. Under Mullen's tutelage, quarterback Chris Leak opened the contest by going 9-for-9 for 99 yards and a touchdown en route to earning Offensive MVP honors.

The 2006 Gator offense posted 76 plays of 20 yards or more, 19 of which went for touchdowns. Florida passed for 29 touchdowns in 2006, while Leak ranked among the national leaders with 23 scoring tosses. Tebow matched UF's then single-season record for rushing touchdowns by a quarterback with eight scores, and his 5.3 yards per carry average placed second nationally among signal callers. Six different players averaged at least 5.0 yards per carry.

In 2005, Chad Jackson played his way to Biletnikoff Award semifinalist status after matching the UF single-season record with 88 receptions, a figure that led the SEC and finished sixth nationally. Center Mike Degory was also named a finalist for the Rimington Trophy, given annually to the nation's top center, during that campaign. Both earned first-team All-SEC honors under Mullen's tutelage.

Mullen went to Florida from Utah with Head Coach Urban Meyer, with whom he had spent 10 seasons. While the quarterbacks coach at Utah, Mullen developed current NFL star Alex Smith - the first overall selection in the 2005 NFL Draft - from a pocket passer into an efficient executor of the spread, making him one of the most versatile threats in college football. Smith took over the starting job three games into Mullen's tenure, passing for 2,247 yards and running for 452 to finish second in the Mountain West in total offense in 2003.

The 2004 campaign saw Smith earn National Player of the Year honors from The Sporting News and Sports Illustrated, while also becoming Utah's first-ever Heisman Trophy finalist. Smith also garnered final consideration for the Davey O'Brien and Walter Camp National Player of the Year Awards. Smith passed for 2,952 yards and 32 touchdowns and ran for 631 yards and 10 scores on the year, ranking second in the nation with a 176.5 efficiency rating and leading the Utes to a perfect 12-0 season and a Fiesta Bowl championship. As a team, Utah finished the 2004 season third in the nation in scoring offense (45.3) and total offense (499.8).

Prior to his stint at Utah, Mullen served as quarterbacks' coach at Bowling Green for two seasons, putting up 6,627 yards of total offense and scoring 81 touchdowns during that span. In 2002, quarterback Josh Harris threw for 2,425 yards, ran for 737 yards and completed the campaign as the nation's third-leading scorer.

Mullen spent the two years before his Bowling Green stint as a graduate assistant at Notre Dame, and before that assisted with Syracuse's 1998 BIG EAST championship and Orange Bowl run.

A two-year starter at tight end for Ursinus College in Collegeville, Pa., Mullen earned first-team All-Centennial Conference honors as a senior. He is married to the former Megan West, and the couple has two children, one son and one daughter.

MULLEN GAME-BY-GAME RESULTS

2009 RESULTS

Date	Opponent	Result/Score
Sept. 5	JACKSON STATE	W, 45-7
Sept. 12	* at Auburn	L, 24-49
Sept. 19	* at Vanderbilt	W, 15-3
Sept. 26	*#7 LSU	L, 26-30
Oct. 3	#25 GEORGIA TECH	L, 31-42
Oct. 10	HOUSTON (HC)	L, 24-31
Oct. 17	at Middle Tennessee	W, 27-6
Oct. 24	*#1 FLORIDA	L, 19-29
Oct. 31	* at Kentucky	W, 31-24
Nov. 14	*#3 ALABAMA	L, 3-31
Nov. 21	* at Arkansas (in L.R.)	L, 21-42
Nov. 28	*#20 OLE MISS	W, 41-27

2010 RESULTS

Date	Opponent	Result/Score
Sept. 4	MEMPHIS	W, 49-7
Sept. 9	*#20 AUBURN (Thurs.)	L, 14-17
Sept. 18	* at #12 LSU	L, 7-29
Sept. 25	* GEORGIA	W, 24-12
Oct. 2	ALCORN STATE	W, 49-16
Oct. 9	at Houston	W, 47-24
Oct. 16	* at #22 Florida	W, 10-7
Oct. 23	UAB (HC)	W, 29-24
Oct. 30	* KENTUCKY	W, 24-17
Nov. 13	* at #11 Alabama	L, 10-30
Nov. 20	*#13 ARKANSAS	L, 31-38 (TOT)
Nov. 27	* at Ole Miss	W, 31-23
Jan. 1	vs. Michigan (Gator Bowl)	W, 52-14

2011 RESULTS

Date	Opponent	Result/Score
Sept. 1	at Memphis (Thurs.)	W, 59-14
Sept. 10	* at #23 Auburn	L, 34-41
Sept. 15	*#3 LSU (Thurs.)	L, 6-19
Sept. 24	LOUISIANA TECH	W, 26-20 (OT)
Oct. 1	* at Georgia	L, 10-24
Oct. 8	at UAB	W, 21-3
Oct. 15	*#13 SOUTH CAROLINA	L, 12-14
Oct. 29	* at Kentucky	W, 28-16
Nov. 5	UT MARTIN (HC)	W, 55-17
Nov. 12	*#3 ALABAMA	L, 7-24
Nov. 19	* at #6 Arkansas (L.R.)	L, 17-44
Nov. 26	* OLE MISS	W, 31-3
Dec. 30	vs. Wake Forest (Music City Bowl)	W, 23-17

2012 RESULTS

Date	Opponent	Result/Score/Time
Sept. 1	JACKSON STATE	W, 56-9
Sept. 8	* AUBURN	11 a.m.
Sept. 15	at Troy	6 p.m.
Sept. 22	SOUTH ALABAMA	6 p.m.
Oct. 6	* at Kentucky	TBA
Oct. 13	* TENNESSEE	TBA
Oct. 20	MTSU (HC)	TBA
Oct. 27	* at Alabama	TBA
Nov. 3	* TEXAS A&M	TBA
Nov. 10	* at LSU	TBA
Nov. 17	* ARKANSAS	TBA
Nov. 24	* at Ole Miss	TBA

COACHING EXPERIENCE

2009-	Mississippi State University (Head Coach)
2005-08	Florida (Offensive Coordinator/ Quarterbacks)
2003-04	Utah (Quarterbacks)
2001-02	Bowling Green (Quarterbacks)
1999-00	Notre Dame (Graduate Assistant Offense)
1998	Syracuse (Graduate Assistant Offense)
1996-97	Columbia (Wide Receivers)
1994-95	Wagner (Wide Receivers)

PERSONAL INFORMATION

Birthdate: April 27, 1972
 Hometown: Manchester, N.H.
 Education: 1994 - Bachelor's Degree in Exercise and Sport Science from Ursinus College; 1996 - Master's Degree in Education from Wagner College
 Wife: Megan
 Children: Canon and Breeilyn Elisabeth

STREAKS & RECORDS UNDER DAN MULLEN

	Streak	Record
Overall	W3	21-17
Home	W2	10-10
Away	L1	9-7
Neutral	W2	2-0
SEC Games	W1	9-15
Non-Conference Games	W12	12-2
Day Games	L2	6-7
Night Games	W3	15-10
January	W1	1-0
September	W2	6-6
October	W1	9-5
November	W1	4-6
December	W1	1-0
vs. Top 10 Teams (AP)	L6	0-6
vs. Top 25 Teams (AP)	L7	2-13
When MSU Scores First	W3	13-5
When Opponent Scores First	W1	8-12
When MSU Leads at Halftime	W9	17-2
When Tied at Halftime	L1	1-1
When Opp. Leads at Halftime	L2	3-14
When MSU Leads After 3rd	W21	20-0
When Tied After 3rd	L1	1-2
When Opp. Leads After 3rd	L15	0-15
When MSU Scores 25+ points	W5	15-4
When Opp. Scores 25+ points	L5	1-12
When MSU Rushes for 100+ yards	W5	21-12
When Opp. Rushes for 100+ yards	W1	10-15
When MSU Rushes for <100 yards	L5	0-5
When Opp. Rushes for <100 yards	W6	11-2

MSU CHRONOLOGICAL COACHING RECORDS

HEAD COACH (ALMA MATER)	YEARS	TENURE	RECORD	PCT.
W.M. Matthews (Mississippi State)	1	1895	0-2	.000
J.B. Hildebrand (Vanderbilt)	1	1896	0-4	.000
L.B. Harvey (Georgetown)	1	1901	2-2-1	.500
L. Gwinn (Auburn)	1	1902	1-4-1	.250
Dan Martin (Auburn)	4	1903-06	10-11-3	.479
Fred Furman (Cornell)	2	1907-08	9-7	.563
W.D. Chadwick (Marietta)	5	1909-13	29-12-2	.698
E.C. Hayes (Albion)	3	1914-16	15-8-2	.640
Sid Robinson (Colgate)	3	1917-19	15-5	.750
Fred Holtkamp (Ohio State)	2	1920-21	9-7-1	.559
C.R. Dudy Noble (Mississippi State)	1	1922	3-4-2	.444
Earl Able (Colgate)	2	1923-24	10-6-2	.611
Bernie Bierman (Minnesota)	2	1925-26	8-8-1	.500
J.W. Hancock (Iowa)	3	1927-29	8-12-4	.417
Chris Cagle (Army)	1	1930	2-7	.222
Ray Dauber (Iowa)	2	1931-32	5-11	.313
Ross McKechnie (Washington)	2	1933-34	7-12-1	.375
Ralph Sasse (Army)	3	1935-37	20-10-2	.656
Spike Nelson (Iowa)	1	1938	4-6	.400
Allyn McKeen (Tennessee)	9	1939-48	65-19-3	.764
Slick Morton (LSU)	3	1949-51	8-18-1	.315
Murray Warmath (Tennessee)	2	1952-53	10-6-3	.605
Darrell Royal (Oklahoma)	2	1954-55	12-8	.600
Wade Walker (Oklahoma)	6	1956-61	22-32-2	.411
Paul Davis (Mississippi)	5	1962-66	20-28-2	.420
Charley Shira (Mississippi State)	6	1967-72	16-45-2	.270
*Bob Tyler (Mississippi)	6	1973-78	21-44-2	.328
Emory Bellard (Southwest Texas State)	7	1979-85	37-42	.468
Rockey Felker (Mississippi State)	5	1986-90	21-34	.382
Jackie Sherrill (Alabama)	13	1991-2003	75-75-2	.500
Sylvester Croom (Alabama)	5	2004-08	21-38	.356
Dan Mullen (Ursinus College)	3+	2009-Present	22-17	.564
32 Coaches	112	1895-Present	507-544-39	.483

TOP-10 WINNINGEST MSU COACHES (W'S)

HEAD COACH (ALMA MATER)	YEARS	TENURE	RECORD	PCT.
1. Jackie Sherrill (Alabama)	13	1991-2003	75-75-2	.500
2. Allyn McKeen (Tennessee)	9	1939-48	65-19-3	.764
3. Emory Bellard (Southwest Texas State)	7	1979-85	37-42	.468
4. W.D. Chadwick (Marietta)	5	1909-13	29-12-2	.698
5. Dan Mullen (Ursinus College)	3+	2009-Present	22-17	.564
Wade Walker (Oklahoma)	6	1956-61	22-32-2	.411
7. Rockey Felker (Mississippi State)	5	1986-90	21-34	.382
Sylvester Croom (Alabama)	4	2004-08	21-38	.356
Bob Tyler* (Mississippi)	6	1973-78	21-44-2	.328
10. Ralph Sasse (Army)	3	1935-37	20-10-2	.656
Paul Davis (Mississippi)	5	1962-66	20-28-2	.420

WINNINGEST MSU COACHES IN EGG BOWL (W'S)

HEAD COACH (ALMA MATER)	SEASONS	YEARS	RECORD	PCT.
1. Jackie Sherrill (Alabama)	13	1991-2003	7-6	.538
2. Allyn McKeen (Tennessee)	9	1939-48	5-4	.556
3. Sid Robinson (Colgate)	3	1917-19	4-0	1.000
4. Dan Mullen (Ursinus College)	3+	2009-11	3-0	1.000
Bob Tyler* (Mississippi)	6	1973-78	3-3	.500

TOP-10 WINNINGEST MSU COACHES (%)

HEAD COACH (ALMA MATER)	YEARS	TENURE	RECORD	PCT.
1. Allyn McKeen (Tennessee)	9	1939-48	65-19-3	.764
3. W.D. Chadwick (Marietta)	5	1909-13	29-12-2	.698
4. Ralph Sasse (Army)	3	1935-37	20-10-2	.656
5. E.C. Hayes (Albion)	3	1914-16	15-8-2	.640
6. Earl Able (Colgate)	2	1923-24	10-6-2	.611
7. Murray Warmath (Tennessee)	2	1952-53	10-6-3	.605
8. Darrell Royal (Oklahoma)	2	1954-55	12-8	.600
9. Dan Mullen (Ursinus College)	3+	2009-Present	22-17	.564
10. Fred Furman (Cornell)	2	1907-08	9-7	.563

WINNINGEST MSU COACHES IN EGG BOWL (%)

HEAD COACH (ALMA MATER)	SEASONS	YEARS	RECORD	PCT.
1. Sid Robinson (Colgate)	3	1917-19	4-0	1.000
Dan Mullen (Ursinus College)	3+	2009-11	3-0	1.000
Fred Holtkamp (Ohio State)	2	1920-21	2-0	1.000
Earl Able (Colgate)	2	1923-24	2-0	1.000
L.B. Harvey (Georgetown)	1	1901	1-0	1.000
C.R. Dudy Noble (Mississippi State)	1	1922	1-0	1.000

* - All wins in the 1975-77 seasons were forfeited by the NCAA, except for the 1975 Memphis State and North Texas State games.

DAN MULLEN COACHED PLAYERS IN THE NFL

WR Dallas Baker (7th) – Florida – Pittsburgh Steelers
 RB Vick Ballard (5th) – Mississippi State – Indianapolis Colts
 S Wade Bonner (FA) – Mississippi State – Philadelphia Eagles
 QB John Brantley (FA) – Florida – Baltimore Ravens
 OG Lance Butler (FA) – Florida – Cleveland Browns
 WR Andre Caldwell (3rd) – Florida – Cincinnati Bengals
 OL James Carmon (FA) – Mississippi State – Buffalo Bills
 LB Jamar Chaney (7th) – Mississippi State – Philadelphia Eagles
 WR Riley Cooper (5th) - Florida - Philadelphia Eagles
 DL Fletcher Cox (1st) – Mississippi State – Philadelphia Eagles
 RB Anthony Dixon (6th) – Mississippi State – San Francisco 49ers
 OL Marcus Gilbert (2nd) - Florida - Pittsburgh Steelers
 OT Randy Hand (FA) – Florida – New England Patriots
 QB Josh Harris (6th) – Bowling Green – Baltimore Ravens
 WR Percy Harvin (1st) – Florida – Minnesota Vikings
 OG Maurice Hurt (7th) - Florida - Washington Redskins
 TE Cornelius Ingram (5th) – Florida – Philadelphia Eagles
 WR Chad Jackson (2nd) – Florida – New England Patriots
 QB Omar Jacobs (5th) – Bowling Green – Pittsburgh Steelers
 OL Addison Lawrence (FA) – Mississippi State – Baltimore Ravens
 QB Chris Leak (FA) – Florida – Chicago Bears

DL Kyle Love (FA) – Mississippi State – New England Patriots
 DL Pernell McPhee (5th) – Mississippi State – Baltimore Ravens
 C Drew Miller (FA) – Florida – Jacksonville Jaguars
 S Charles Mitchell (6th) – Mississippi State – Atlanta Falcons
 RB Kestahn Moore (FA) - Florida - Tennessee Titans
 WR Louis Murphy (4th) – Florida – Oakland Raiders
 WR David Nelson (FA) - Florida - Buffalo Bills
 C Maurkice Pouncey (1st) - Florida - Pittsburgh Steelers
 C Mike Pouncey (1st) - Florida - Miami Dolphins
 RB Chris Rainey (5th) – Florida – Pittsburgh Steelers
 OL Quentin Saulsberry (FA) – Mississippi State – Minnesota Vikings
 OL Derek Sherrod (1st) – Mississippi State – Green Bay Packers
 QB Alex Smith (1st) – Utah – San Francisco 49ers
 OL Phil Trautwein (FA) – Florida – St. Louis Rams
 QB Tim Tebow (1st) – Florida – Denver Broncos
 WR Deonte Thompson (FA) – Florida – Baltimore Ravens
 OT Tavares Washington (FA) – Florida – San Francisco 49ers
 OL Jason Watkins (FA) – Florida – Buffalo Bills
 LB Chris White (6th) – Mississippi State – Buffalo Bills
 LB K.J. Wright (4th) – Mississippi State – Seattle Seahawks
 RB DeShawn Wynn (7th) – Florida – Green Bay Packers

DAN MULLEN SUPERLATIVES

MISSISSIPPI STATE TEAM RECORDS

	High	Year	Low	Year
Final Score	59	2011, Memphis	3	2009, Alabama
1st Quarter	23	2010, Houston	0	Many Times
2nd Quarter	28	2010, Alcorn State	0	Many Times
Half	35	2x (2012, Jackson State)	0	4x, (2011, Alabama)
3rd Quarter	21	2010, Memphis	0	Many Times
4th Quarter	17	2010, Ole Miss	0	Many Times
First Downs	32	2010, Arkansas	9	2011, Alabama
Rushing Attempts	70	2010, Arkansas	29	2011, Alabama
Net Yds. Rushing	409	2010, Houston	12	2011, Alabama
Net Yds. Passing	372	2010, Memphis	33	2010, Florida
Passes Attempted	40	2009, LSU	9	2010, Florida
Passes Completed	21	2011, Auburn	4	2010, Florida
Had Intercepted	5	2010, LSU	0	Many Times
Total Offensive Plays	100	2010, Arkansas	53	2011, Kentucky
Total Net Yards	645	2011, Memphis	193	2011, LSU
Avg. Gain Per Play	9.3	2011, Memphis	2.2	2011, Alabama
Fumbles Lost	4	2009, Georgia	0	Many Times
Penalties	12	2009, Jackson State	1	2011, South Carolina
Penalties Yards	152	2009, Jackson State	10	2009, Auburn
Punts	8	2x (2010, Kentucky)	0	2009, Georgia Tech
Yards Punting	345	2010, Kentucky	0	2009, Georgia Tech
Avg. Per Punt	49.0	2009, Jackson State	28.0	2012, Jackson State
Punt Returns	4	4x (2012, Jackson State)	0	8x (2011, LSU)
Punt Returns Yds.	81	2011, Louisiana Tech	-1	2x, (2011, UAB)
Kickoff Returns	7	4x (2010, LSU)	1	2x (2010, Florida)
Kickoff Returns yards	216	2009, Georgia Tech	0	2010, Florida
Interceptions	4	2009, Middle Tennessee St.	0	Many Times
Interceptions Yards	120	2009, Florida	-1	2011, LSU
Possession Time	39:02	2010, Houston	22:10	2011, LSU
3rd-Down Conversions	10 of 14	2011, UT Martin	2 of 15	2009, Vanderbilt
4th-down Conversions	5 of 5	2010, Michigan	0 of 4	2009, LSU

OPPONENT TEAM RECORDS

	High	Year	Low	Year
Final Score	49	2009, Auburn	3	2x (2011, UAB)
1st Quarter	14	6x (2011, Arkansas)	0	Many Times
2nd Quarter	17	2011, Auburn	0	4x, (2011, Michigan)
Half	31	2011, Auburn	0	2x, (2010, Memphis)
3rd Quarter	14	2x, (2010, LSU)	0	Many Times
4th Quarter	14	5x, (2010, Ole Miss)	0	10x, (2011, UAB)
First Downs	31	2009, Houston	9	2x, (2010, Memphis)
Rushing Attempts	59	2009, Auburn	16	2010, Houston
Net Yds. Rushing	390	2009, Auburn	30	2009, LSU
Net Yds. Passing	434	2009, Houston	97	2010, LSU
Passes Attempted	59	2010, Houston	14	2009, Georgia Tech
Passes Completed	39	2009, Houston	8	2009, Jackson State
Had Intercepted	4	2009, Middle Tennessee St.	0	Many Times
Total Offensive Plays	87	2011, Memphis	53	2010, Memphis
Total Net Yards	589	2009, Auburn	157	2009, Vanderbilt
Avg. Gain Per Play	8.0	2010, Arkansas	2.6	2009, Vanderbilt
Fumbles Lost	3	2009, Jackson State	0	Many Times
Penalties	15	2009, Jackson State	2	2x (2009, Kentucky)
Penalties Yards	95	2009, Jackson State	15	2x (2010, Kentucky)
Punts	11	2009, Vanderbilt	1	2x (2011, Michigan)
Yards Punting	438	2010, Memphis	11	2011, Michigan
Avg. Per Punt	48.7	2010, Memphis	11.0	2011, Michigan
Punt Returns	4	2x (2011, Arkansas)	0	Many Times
Punt Returns Yds.	98	2009, LSU	-8	2011, LSU
Kickoff Returns	10	2011, Memphis	1	2x (2011, Alabama)
Kickoff Returns yards	191	2011, Michigan	23	2011, Alabama
Interceptions	5	2010, LSU	0	Many Times
Interceptions Yards	106	2010, LSU	-1	2010, Auburn
Possession Time	37:50	2011, Memphis	20:58	2010, Houston
3rd-Down Conversions	10 of 17	2011, Arkansas	2 of 15	2010, Memphis
4th-down Conversions	2 of 2	3x (2009, Ole Miss)	0 of 5	2010, Memphis

MISSISSIPPI STATE INDIVIDUAL RECORDS

	High	Player	Year
Rushing- Att.	33	2x	2x (Ballard, 2010 vs. Arkansas)
Rushing- Net	252	A. Dixon	2009, Kentucky
Rushing- TD	3	V. Ballard	5x (Ballard, 2010 vs. Memphis)
Rushing- LG	75	V. Ballard	2010, Alcorn State
Passing- Att.	38	T. Lee	2009, LSU
Passing- Cmp.	20	C. Relf	3x (Relf, 2011 vs. Auburn)
Passing- Int.	3	T. Lee	2010, Middle Tennessee State
Passing-Yds.	288	C. Relf	2010, Ole Miss
Passing- TD	4	T. Russell	2010, Memphis
Passing- Long	81	C. Relf	2011, Michigan
Passing- Sck	4	3x	3x (Relf, 2011 vs. Georgia)
Receiving- No.	9	C. Bumphis	2010, Alcorn State
Receiving- Yds.	140	L. Perkins	2010, Ole Miss
Receiving- TD	2	6x	6x (Clark, 2011, vs. UT Martin)
Receiving- Long	81	L. Perkins	2011, Michigan
Punting- No.	8	2x	2x (Hutchins, 2010 vs. Kentucky)
Punting- Yds.	332	B. Swedenburg	2011, Arkansas
Punting- Avg.	49.0	H. Hutchins	2009, Jackson State
Punting- Long	63	H. Hutchins	2010, Kentucky
Punt Returns- No.	4	C. Bumphis	2010, Memphis
Punt Returns- Yds.	82	C. Bumphis	2011, Louisiana Tech
Punt Returns- Long	82	C. Bumphis	2011, Louisiana Tech
Kick Returns- No.	7	L. Perkins	2009, Auburn
Kick Returns- Yds.	153	L. Berry	2010, Alcorn State
Kick Returns- Lg	97	L. Berry	2010, Alcorn State
Int. Returns- No.	2	7x	7x, (Langston, 2010 vs. Memphis)
Int Returns-Yds.	100	J. Banks	2009, Florida
Int Returns- Lg	100	J. Banks	2009, Florida
FG Attempts	5	D. DePasquale	2010, UAB
FG Made	5	D. DePasquale	2010, UAB
FG Long	49	S. Brauchle	2009, Vanderbilt
Tackles	18	B. Wilson	2011, Louisiana Tech
Tackles for Loss	4.5	C. White	2010, Florida
Sacks	2.5	C. White	2x (2010, Alcorn State & Florida)

OPPONENT INDIVIDUAL RECORDS

	High	Player	Year
Rushing- Att.	30	Knile Davis	2010, Arkansas
Rushing- Net	187	Knile Davis	2010, Arkansas
Rushing- TD	3	Kode Burns	2009, Auburn
Rushing- LG	78	Brandon Bridge	2010, Alcorn State
Passing- Att.	57	David Piland	2010, Houston
Passing- Cmp.	39	Case Keenum	2009, Houston
Passing- Int.	3	2x	2x (Aaron Murray, Georgia, 2011)
Passing-Yds.	434	Case Keenum	2009, Houston
Passing- TD	5	Ryan Mallett	2009, Arkansas
Passing- Long	89	Ryan Mallett	2010, Arkansas
Passing- Sck	4	3x	3x (Nick Isham, LA. Tech, 2011)
Receiving- No.	12	Randall Cobb	2010, Kentucky
Receiving- Yds.	174	D. Thomas	2009, Georgia Tech
Receiving- TD	2	4x	4x (Cobi Hamilton, Arkansas, 2009)
Receiving- Long	89	Jarius Wright	2010, Arkansas
Punting- No.	11	Brett Upson	2009, Vanderbilt
Punting- Yds.	473	Brett Upson	2009, Vanderbilt
Punting- Avg.	48.7	Tom Hornsey	2010, Memphis
Punting- Long	67	C. Henry	2010, Florida
Punt Returns- No.	3	3x	(Marquis Maze, Alabama, 2010)
Punt Returns- Yds.	98	Chad Jones	2009, LSU
Punt Returns- Long	93	Chad Jones	2009, LSU
Kick Returns- No.	7	Jesse Grandy	2010, Ole Miss
Kick Returns- Yds.	143	Jesse Grandy	2010, Ole Miss
Kick Returns- Lg	46	2x	2x (Javier Arenas, 2010, Alabama)
Int. Returns- No.	2	5x	5x (Robert Lester, 2010, Alabama)
Int Returns-Yds.	46	Patrick Peterson	2010, LSU
Int Returns- Lg	43	Demetruce McNeal	2011, Auburn
FG Attempts	5	John Jasper	2010, LSU
FG Made	5	John Jasper	2010, LSU
FG Long	51	John Jasper	2010, LSU
Tackles	20	Jerry Franklin	2010, Arkansas
Tackles for Loss	3.0	Mi. Brockers, vs LSU (Sep 15, 2011)	Bennie Logan, vs LSU (Sep 15, 2011)
Sacks	3.0	2x	2x (2009, J. Bequette, Arkansas)

Johnthan Banks - Senior - DB

Bronko Nagurski Trophy Watch List
Bednarik Award Watch List
Jim Thorpe Award Watch List
Lott IMPACT Trophy Watch List
Hornung Award Watch List
Senior Bowl Watch List

All-American: Sports Illustrated (First Team), ESPN.com (First Team), Yahoo Sports (First Team), Athlon (First Team),
CBSSports.com (Second Team), Phil Steele (Second Team)

All-SEC First Team (Defense): SEC Coaches, Sports Illustrated, ESPN.com, CBSSports.com, Yahoo Sports, Athlon, Blue Ribbon, Birmingham News, Lindys,
Phil Steele, USA Today

All-SEC Second Team (Defense): SEC Media

All-SEC Second Team (All-Purpose/Special Teams): SEC Coaches, Yahoo Sports

All-SEC Third Team (All-Purpose/Special Teams): SEC Media, Athlon, Phil Steele

CollegeFootballNews.com "Best Corner in the Country"

Lindys Magazine "Best Cover Corner in SEC"

Josh Boyd - Senior - DL

Outland Trophy Watch List
Senior Bowl Watch List

All-SEC Second Team (Defense): Athlon

All-SEC Third Team (Defense): SEC Coaches, Phil Steele

Corey Broomfield - Senior - DB

Senior Bowl Watch List

Chad Bumphis – Senior – WR

Paul Hornung Award Watch List
Senior Bowl Watch List

Dillon Day - Sophomore - OL

Rimington Trophy Watch List

Gabe Jackson - Junior - OL

Outland Trophy Watch List
Rotary Lombardi Award Watch List

All-SEC Second Team (Offense): SEC Coaches, SEC Media, Yahoo Sports, Athlon, Phil Steele, Birmingham News

CollegeFootballNews.com "Top-20 Guards in the Country"

Malcolm Johnson - Sophomore - TE

Mackey Award Watch List

Cameron Lawrence - Senior - LB

Butkus Award Watch List
Senior Bowl Watch List

All-SEC First Team (Defense): Yahoo Sports, Birmingham News

All-SEC Third Team (Defense): SEC Media, Athlon


All-SEC Fourth Team (Defense): Phil Steele

#13 Johnthan Banks

Defensive Back

Senior • 6-2 • 185

Maben, Miss.



Take it to the Bank...

"Johnthan Banks is an All-American talent. His mere presence on the field can change offensive plans. He seems to stick to receivers with his coverage skills, and if he can get his paws around the ball, look out." - Edward Aschoff, ESPN.com

"Johnthan Banks is the best defender in pass coverage in the SEC. He's just so long. He's taller than I am, and he's just a fast, tall corner. That's not what you want to go up against."
- Emory Blake, Auburn Wide Receiver

"Even though Tyrann Mathieu was the one getting most of the publicity prior to his dismissal from LSU, Mississippi State's Johnthan Banks was and is the SEC's best true cornerback."
- Chris Low, ESPN.com

"I think he has come back with the sense that he wants to be the team leader. He's not worried about how maybe coming back one year can up his draft status. He's come back with the desire that he wants to leave an impact on our team as he walks out the door."
- Dan Mullen, MSU Head Coach

CAREER INTERCEPTIONS

T-4th in NCAA*

CAREER PICK SIXES

T-1st in NCAA*

*** Among Active Leaders**

2012 Preseason Honors

- Watch Lists: Bronko Nagurski Trophy, Bednarik Award, Jim Thorpe Award, Lott IMPACT Trophy, Paul Hornung Award, Senior Bowl
- All-American: Sports Illustrated (First Team), ESPN.com (First Team), Yahoo Sports (First Team), CBSSports.com (Second Team), Athlon (First Team), Phil Steele (Second Team)
- All-SEC First Team (Defense): SEC Coaches, Sports Illustrated, ESPN.com, CBSSports.com, USA Today, Yahoo Sports, Athlon, Blue Ribbon College Football Yearbook, Birmingham News, Lindys, Phil Steele
- All-SEC Second Team (Defense): SEC Media
- All-SEC Second Team (All-Purpose): SEC Coaches, Yahoo Sports
- All-SEC Third Team (Special Teams): Athlon, Phil Steele
- CollegeFootballNews.com's "Best Corner in the Country"
- Lindys Magazine "Best Cover Corner in SEC"
- Leads all active FBS players along with teammate Corey Broomfield and six others with three interception returns for touchdowns.
- Tied for fourth among active FBS players with 12 career interceptions; Seventh among active FBS players in career interceptions per game (.3).

2011 Awards

- Jim Thorpe Award Semifinalist
- AP All-SEC Second Team
- Phil Steele All-SEC Third Team
- Conerly Trophy Finalist

2012 Highlights:

- Did not give up a catch in the season opener vs. Jackson State, being thrown at just twice while the MSU corner opposite of him (Darius Slay) benefitted by returning an interception 52 yards for a touchdown.

#97 Josh Boyd
Defensive Lineman
Senior • 6-3 • 300
Philadelphia, Miss.



2012 Preseason Honors

- Outland Trophy Watch List
- Senior Bowl Watch List
- All-SEC Second Team (Defense): Athlon
- All-SEC Third Team (Defense): SEC Coaches, Phil Steele

2012 Highlights:

- Along with the rest of the first-string defense, played in limited snaps in the season opener Jackson State, recording one tackle and a quarterback hurry.



#63 Dillon Day
Offensive Lineman
Sophomore • 6-4 • 300
West Monroe, La.



2012 Preseason Honors

- Rimington Trophy Watch List

2012 Highlights:

- Graded out a champion as the starting center in the season opener vs. Jackson State, helping the team rush for 202 yards and four rushing touchdowns, as well as two more scores through the air.



#61 Gabe Jackson

Offensive Lineman

Junior • 6-4 • 320
Liberty, Miss.



2012 Preseason Honors

- Outland Trophy Watch List
- Rotary Lombardi Award Watch List
- All-SEC Second Team (Offense): SEC Coaches, SEC Media, Yahoo Sports, Athlon, Phil Steele, Birmingham News
- CollegeFootballNews.com's Top-20 Guards in the country

2011 Awards

- AP All-SEC Second Team
- Rivals.com All-SEC Second Team
- Rivals.com Sophomore All-American

2012 Highlights:

- Graded out a champion as the starting left guard in the season opener vs. Jackson State, helping the team rush for 202 yards and four rushing touchdowns, as well as two more scores through the air.



#10 Cam Lawrence

Linebacker

Senior • 6-3 • 230
Coldwater, Miss.



2012 Preseason Honors

- The Southeastern Conference's Leading Returning Tackler
- Butkus Award Watch List
- Senior Bowl Watch List
- All-SEC First Team (Defense): Yahoo Sports, Birmingham News
- All-SEC Third Team (Defense): SEC Media, Athlon
- All-SEC Fourth Team (Defense): Phil Steele

2011 Awards

- Rivals.com All-SEC Second Team

2012 Highlights:

- Along with the rest of the first-string defense, played in limited snaps in the season opener Jackson State, tallying three tackles.



STARKVILLE, Miss. - As far as season openers go, Mississippi State couldn't have been much happier.

On a muggy evening that saw intermittent rain showers prior to kickoff, the Bulldogs scored early and often en route to an overwhelming 56-9 victory against Jackson State in front of 55,082 fans at Scott Field.

It was the second-consecutive year MSU opened the season by scoring 50-plus points, as a year ago it took care of Memphis at the Liberty Bowl, 59-14.

But on this night, it wasn't just the offense, which didn't have to punt until the 1:19 mark of the third quarter, flexing muscles. The defense was just as dominant.

MSU, which improved to 80-31-2 all-time in season openers and 4-0 under coach Dan Mullen, had two interceptions returned for touchdowns while limiting the Tigers to 265 yards. Of that total, 94 came on their final possession of the first half that ended with a 9-yard scoring pass from Dedric McDonald to E.J. Drewery.

Outside of that play, JSU's only other points were the result of a 25-yard field goal.

"At times, I thought the defense played great," said MSU coach Dan Mullen, "There are still some areas we need to improve on, but we were able to shuffle a lot of people in and out."

As for the Bulldogs, who have now won 12-straight non-conference games, they scored on their opening drive when Chad Bumphis hauled in a 9-yard pass from Tyler Russell less than 4 minutes in. From there, the rout ensued.

LaDarius Perkins made sure of that as he accounted for Mississippi State's next two scores on runs of 8 and 1 yards, respectively.

Then it was Russell again, as he found tight end Marcus Green open for a 13-yard scoring strike and a 28-0 advantage.

But the Bulldogs' first-half scoring wouldn't be done until Darius Slay returned an interception 52 yards for a touchdown.

In the final half, Dak Prescott got in on the scoring with a 2-yard plunge to extend the lead to 42-6. A minute later, it was again the defense doing its part, as Matthew Wells returned an interception 22 yards for a touchdown. He also led the Bulldogs with 5 tackles, including one sack.

The final score of the night was an impressive 19-yard scamper by Derrick Milton, the first of his young career. He also led MSU with 65 rushing yards, while Perkins grounded out 50.

In all, the Bulldogs manufactured 377 total yards of offense. Russell, the junior signal caller from Meridian, was 15-of-23 passing for 175 yards.

JACKSON STATE 9

MISSISSIPPI STATE 56

SEPTEMBER 1, 2012
DAVIS WADE STADIUM • STARKVILLE, MISS.
FSN

Score by Quarters

Jackson State	0	6	0	3	-	9
Mississippi State	14	21	14	7	-	56

SCORING SUMMARY

1st Quarter

MS - Bumphis 9 yd pass from Russell (Bell kick), 11:19

MS - Perkins 7 yd run (Bell kick), 4:33

2nd Quarter

MS - Perkins 1 yd run (Bell kick), 13:41

MS - Green 13 yd pass from Russell (Bell kick), 4:44

MS - Slay 52 yd interception return (Grandfield kick), 2:32

JS - Drewery 9 yd pass from McDonald (Deising kick), 0:45

3rd Quarter

MS - Prescott 2 yd run (Grandfield kick), 5:55

MS - Wells 22 yd interception return (Grandfield kick), 4:49

4th Quarter

JS - Deising 25 yd field goal, 9:14

MS - Milton 19 yd run (Grandfield kick), 6:55

Team Stats

	JSU	MSU
FIRST DOWNS	16	23
NET YARDS RUSHING	109	202
Rushing Attempts	21	38
Average Per Rush	5.2	5.3
Rushing Touchdowns	0	4
NET YARDS PASSING	156	193
Completions-Attempts-Int	20-38-2	16-28-0
Passing Touchdowns	1	2
TOTAL OFFENSE YARDS	265	395
Total offense plays	59	66
Fumbles: Number-Lost	1-1	3-0
Penalties: Number-Yards	9-75	6-64
PUNTS-YARDS	6-174	1-28
KICKOFFS-YARDS	3-149	9-564
Punt returns: Number-Yards-TD	0-0-0	4-24-0
Kickoff returns: Number-Yds-TD	5-72-0	3-28-0

Interceptions: Number-Yds-TD	0-0-0	2-74-2
Fumble Returns: Number-Yds-TD	0-0-0	0-0-0
Possession Time	26:50	33:10
Third-Down Conversions	2 of 11	8 of 13
Fourth-Down Conversions	1 of 1	2 of 2
Red-Zone Scores-Chances	2-2	6-6
Sacks By: Number-Yards	0-0	2-16
PAT Kicks	0-1	8-8
Field Goals	1-1	0-1

RUSHING: JS-B.J. Lee 8-45; Clayton Moore 4-42; Tommy Gooden 4-18; Dedric McDonald 5-4. MS-Derrick Milton 8-65; LaDarius Perkins 8-58; Josh Robinson 5-35; Nick Griffin 5-12; Tyler Russell 1-11; Jameon Lewis 2-11; Dak Prescott 2-6; Kasey Akins 5-6; Brandon Heavens 1-minus 2.

PASSING: JS-Dedric McDonald 14-27-2-136; Clayton Moore 5-10-0-17; Evan Ingram 1-1-0-3. MS-Tyler Russell 15-24-0-185; Dak Prescott 1-4-0-8.

RECEIVING: JS-Ric Richardson 7-95; Tommy Gooden 5-10; E.J. Drewery 4-35; Tobias Singleton 3-16; B.J. Lee 1-0. MS-Arceto Clark 3-35; Jameon Lewis 3-32; Marcus Green 2-31; Chris Smith 2-28; Brandon Hill 2-27; Joe Morrow 2-24; Chad Bumphis 1-9; Robert Johnson 1-7.

INTERCEPTIONS: JS-NONE. MS-Matthew Wells 1-22; Darius Slay 1-52.

FUMBLES: JS-NONE. MS-Chris Hughes 1-0.

ATTENDANCE: 55,082

THE LAST TIME MISSISSIPPI STATE...

RUSHING

Had 400+ yards rushing:vs. Houston, 2010 (409)
Had 300+ yards rushing:vs. Auburn, 2011 (333)
Had 250+ yards rushing:vs. Wake Forest, 2011 (253)
Had 200+ yards rushing:vs. Jackson State, 2012 (202)
Had 70+ rushing attempts:vs. Arkansas, 2010 (70)
Had 60+ rushing attempts:vs. Auburn, 2011 (63)
Had 50+ rushing attempts:vs. Auburn, 2011 (63)
Had seven+ rushing TDs:vs. Middle Tennessee, 2000 (7)
Had six+ rushing TDs:vs. Middle Tennessee, 2000 (7)
Had five+ rushing TDs:vs. Memphis, 2011 (5)
Had four+ rushing TDs:vs. Jackson State, 2012 (4)
Had three+ rushing TDs:vs. Jackson State, 2012 (4)
Had two+ players with 100 yards rushing:vs. Auburn, 2011 (Vick Ballard 135, Chris Relf 106)
Had three+ players with 100 yards rushing:vs. NE Louisiana, 1996 (Tony Buckhalter 119, Nakia Greer 110, Robert Isaac 103)

PASSING

Had 450+ yards passing:vs. Tulane, 1994 (466)
Had 400+ yards passing:vs. Arkansas, 2007 (421)
Had 300+ yards passing:vs. Memphis, 2011 (336)
Had 200+ yards passing:vs. UT Martin, 2011 (282)
Had 40+ pass attempts:vs. LSU, 2009 (40)
Had 30+ pass attempts:vs. Arkansas, 2011 (31)
Had 25+ pass completions:vs. Kentucky, 2008 (26)
Had 20+ pass completions:vs. Auburn, 2011 (20)
Had five+ passing TDs:vs. Memphis, 2010 (5)
Had four+ passing TDs:vs. Memphis, 2010 (5)
Had three+ passing TDs:vs. UT Martin, 2011 (3)
Had four+ passes intercepted:vs. LSU, 2010 (5)
Had three+ passes intercepted:vs. LSU, 2010 (5)

RECEIVING

Had two players with 100 yards receiving:vs. Memphis, 2010 (Brandon Heavens 112 & Chad Bumphis 100)
Had 10+ different receivers catch a pass:vs. Auburn, 2011 (10)
Had eight+ different receivers catch a pass:vs. Jackson State, 2012 (8)

COMBINATION OFFENSE

Had one 300-yard passer and one 100-yard rusher in a game:vs. Brigham Young, 2001(Kevin Fant 346 pass & Dicenso Miller 119 rush)
Had one 100-yard receiver and one 100-yard rusher in a game:vs. Memphis, 2011(Jameon Lewis 113 receiving & Vick Ballard 166 rush)

TOTAL OFFENSE

Had 550+ yards total offense:vs. UT Martin, 2011 (570)
Had 500+ yards total offense:vs. UT Martin, 2011 (570)
Had 400+ yards total offense:vs. UT Martin, 2011 (570)
Had 85+ plays total offense:vs. Auburn, 2011 (96)
Had 80+ plays total offense:vs. Auburn, 2011 (96)
Had 75+ plays total offense:vs. Auburn, 2011 (96)

SCORING

Scored 60+ points:vs. Middle Tennessee, 2000 (61)
Scored 50+ points:vs. Jackson State, 2012 (56)
Scored 40+ points:vs. Jackson State, 2012 (56)
Scored 30+ points:vs. Jackson State, 2012 (56)
Allowed 60+ points:vs. South Carolina, 1995 (65)
Allowed 50+ points:vs. LSU, 2004 (51)
Allowed 40+ points:vs. Arkansas, 2011 (44)
Allowed 30+ points:vs. Arkansas, 2011 (44)
Was held scoreless:vs. Ole Miss, 2008 (0-45)
Was held scoreless at Scott Field:vs. LSU, 2007 (0-45)
Was held scoreless on the road:at Ole Miss, 2008 (0-45)
Was held scoreless at a non-campus site:vs. Florida, 1989 (21-0 in Tampa, Fla.)
Held opponent scoreless:vs. South Carolina, 1999 (17-0)
Held opponent scoreless at Scott Field:vs. South Carolina, 1999 (17-0)
Held opponent scoreless on the road:vs. South Carolina, 1998 (38-0)
Held opponent scoreless at neutral site:vs. Kansas, 1981 Hall of Fame Bowl (10-0)
Held opponent without a touchdown:vs. Ole Miss, 2011 (31-3)
Held two opponents scoreless in one season:1998
Held three opponents scoreless in one season:1963
Held an SEC opponent scoreless:vs. South Carolina, 1999 (17-0)
Held two SEC opponents scoreless in one season:1998
Scored a two-point conversion passing:vs. Tennessee, 2003 (Brent Smith to Nick Signaigo)
Scored a two-point conversion rushing:vs. Tulane, 2006 (Omarr Conner rush)
Attempted a 2-point conversion:vs. UT Martin, 2011 (rush failed)

TURNOVERS

Committed eight+ turnovers:vs. Arkansas, 2003 (8)
Committed seven+ turnovers:vs. LSU, 2007 (7)
Had five+ fumbles:vs. Georgia Tech, 2009 (5)
Lost four+ fumbles:vs. Georgia Tech, 2009 (4)
Lost three+ fumbles:vs. Arkansas, 2010 (3)
Did not commit a turnover:vs. Jackson State, 2012
Did not cause a turnover:vs. Wake Forest, 2011
Recorded six+ takeaways:vs. Kentucky, 2007 (6)
Recorded five+ takeaways:vs. Jackson State, 2009 (5)
Returned three+ interceptions for TDs:vs. Arkansas State, 1994(Walt Harris - 41; Jimmy Lipscomb - 28; Dwayne Curry - 29)
Returned two+ interceptions for TDs:vs. Jackson State, 2012 (Darius Slay - 52, Matthew Wells - 22)
Returned one interception for a TD:vs. Jackson State, 2012 (Darius Slay - 52, Matthew Wells - 22)
Returned a fumble for a TD:vs. Tulane, 2006 (Marcus Washington - 9)
Two players had 2+ interceptions:vs. Middle Tennessee, 2009 (Corey Broomfield - 2; Johnthan Banks - 2)

DEFENSE

Held opponent to 10 or fewer first downs:vs. Ole Miss, 2011 (10)
Held opponent to 0 or fewer yards rushing:vs. Florida, 2000 (-78 yds, 22 att.)
Held opponent to 25 or fewer yards rushing:vs. Kentucky, 2001 (2 yds, 17 att.)
Held opponent to 50 or fewer yards rushing:vs. Houston, 2010 (47 yds, 16 att.)
Held opponent to 50 or fewer yards passing:vs. ETSU, 1998 (27)
Held opponent to 100 or fewer yards rushing:vs. Wake Forest, 2011 (63 yds, 38 att.)
Held opponent to 100 or fewer yards passing:vs. LSU, 2010 (97)
Held opponent to 200 or fewer yards total offense:vs. Vanderbilt, 2009 (157)
Held opponent to 250 or fewer yards total offense:vs. Ole Miss, 2011 (202)
Held opponent to 300 or fewer yards total offense:vs. Jackson State, 2012 (265)
Intercepted five+ passes:vs. Memphis, 2002 (5)
Intercepted four+ passes:vs. Middle Tennessee, 2009 (4)
Intercepted three+ passes:vs. Georgia, 2011 (3)
Scored a safety:vs. South Carolina, 2011 (Team)
Scored two+ safeties:vs. Florida, 2000 (2)
Recorded nine+ sacks:vs. Ole Miss, 1996 (9.0)
Recorded eight+ sacks:vs. Oklahoma State, 1999 (8.0)
Recorded six+ sacks:vs. Wake Forest, 2011 (6.0)
Recorded five+ sacks:vs. Wake Forest, 2011 (6.0)
Recorded four+ sacks:vs. Wake Forest, 2011 (6.0)
Did not record a sack:vs. Alabama, 2011
Had four players record 10+ tackles:vs. Alabama, 2011 (C. Mitchell, C. Broomfield, C. Lawrence, J. Boyd)
Had three players record 10+ tackles:vs. Alabama, 2011 (C. Mitchell, C. Broomfield, C. Lawrence, J. Boyd)
Had two players record 10+ tackles:vs. Alabama, 2011 (C. Mitchell, C. Broomfield, C. Lawrence, J. Boyd)

SPECIAL TEAMS

Returned a punt for a TD:vs. UT Martin, 2011 (Johnthan Banks - 65)
Returned a blocked punt for a TD:vs. Auburn, 2009 (Robert Elliott - 10)
Returned a kickoff for a TD:vs. Alcorn State, 2010 (Leon Berry- 97)
Blocked one punt:vs. Jackson State, 2012 (Darius Slay)
Blocked two punts:vs. LSU, 1999 (Robert Bean, Eugene Clinton, Rob Knight)
Blocked three punts:vs. LSU, 1999 (Robert Bean, Eugene Clinton, Rob Knight)
Punted 10+ times:vs. Ole Miss, 2008 (10)
Did not punt:vs. Georgia Tech, 2009
Blocked a field goal:vs. Wake Forest, 2011
Had a punt blocked:vs. Alabama, 2008 (Kareem Jackson)
Had a field goal blocked:vs. Houston, 2010 (Sean Brauchle 39 yard attempt)
Blocked a PAT kick:vs. Ole Miss, 2010 (Fletcher Cox)
Scored on a blocked PAT kick:vs. Texas A&M, 2000 (Julius Griffith)
Missed a kicking PAT:vs. Wake Forest, 2011
Had a kicking PAT blocked:vs. Kentucky, 2008
Recovered an onside kick:Auburn, 2010

MISCELLANEOUS

Had 30+ first downs:vs. Auburn, 2011 (31)
Had 20+ first downs:vs. Jackson State, 2012 (23)
Had 20+ penalties:vs. Clemson, 1999 (21)
Had 10+ penalties:vs. Auburn, 2011 (10)
Had 100+ yards in penalties:vs. Gardner-Webb, 2007 (102)
Had 35 minutes+ of possession time:vs. Auburn, 2011 (36:07)
Was involved in a tie game:vs. Arkansas, 1993 (13-13)
Was involved in an overtime game:vs. La. Tech, 2011 (W, 26-20)

THE LAST TIME A MISSISSIPPI STATE PLAYER...

RUSHING

Rushed 40+ times:	Michael Davis vs. Ole Miss, 1993 (40)
Rushed 35+ times:	James Johnson vs. Alabama, 1998 (36)
Rushed 30+ times:	Vick Ballard vs. Arkansas, 2010 (33)
Rushed 25+ times:	Chris Relf vs. Auburn, 2011 (27)
Rushed for 250+ yards:	Anthony Dixon vs. Kentucky, 2009 (252)
Rushed for 200+ yards:	Anthony Dixon vs. Kentucky, 2009 (252)
Rushed for 175+ yards:	Vick Ballard vs. Wake Forest, 2011 (180)
Rushed for 150+ yards:	Vick Ballard vs. Wake Forest, 2011 (180)
Rushed for 125+ yards:	Vick Ballard vs. Wake Forest, 2011 (180)
Rushed for 100+ yards:	Vick Ballard vs. Wake Forest, 2011 (180)
Rushed for 100+ yards (quarterback):	Chris Relf vs. Auburn, 2011 (106)
Rushed for four+ touchdowns:	James Johnson vs. Central Florida, 1997 (4)
Rushed for three+ touchdowns:	Vick Ballard vs. Memphis, 2011 (3)
Rushed for two+ touchdowns:	LaDarius Perkins vs. Jackson State, 2012 (2)
Had a run of 80+ yards:	James Johnson vs. Alabama, 1997 (83)
Had a run of 70+ yards:	Vick Ballard vs. Wake Forest, 2011 (72)
Had a run of 60+ yards:	Vick Ballard vs. Memphis, 2011 (66)
Had a run of 50+ yards:	Vick Ballard vs. UT Martin, 2011 (54)

PASSING

Passed for 450+ yards:	Derrick Taite vs. Tulane, 1994 (466)
Passed for 400+ yards:	Wesley Carroll vs. Arkansas, 2007 (421)
Passed for 300+ yards:	Wesley Carroll vs. Arkansas, 2007 (421)
Passed for 200+ yards:	Chris Relf vs. Memphis, 2011 (202)
Attempted 45+ passes:	Wesley Carroll vs. Arkansas, 2007 (51)
Attempted 35+ passes:	Tyson Lee vs. LSU, 2009 (38)
Completed 20+ passes:	Chris Relf vs. Arkansas, 2010 (20)
Threw four+ touchdown passes:	Tyler Russell vs. Memphis, 2010 (4)
Threw three+ touchdown passes:	Tyler Russell vs. UAB, 2011 (3)
Threw five+ interceptions:	Michael Henig vs. LSU, 2007 (6)
Threw four+ interceptions:	Wesley Carroll vs. Arkansas, 2007 (4)
Threw three+ interceptions:	Tyler Russell vs. LSU, 2010 (3)
Completed pass for 90+ yards:	Kevin Fant to Terrell Grindle vs. Kentucky, 2002 (91)
Completed pass for 80+ yards:	Tyler Russell to Jameon Lewis vs. Memphis, 2011 (80)
Completed pass for 70+ yards:	Tyler Russell to Chad Bumphis vs. UT Martin, 2011 (78)
Completed pass for 60+ yards:	Tyler Russell to Chad Bumphis vs. UT Martin, 2011 (78)
Completed pass for 50+ yards:	Tyler Russell to Chad Bumphis vs. UT Martin, 2011 (78)

RECEIVING

Caught 15+ passes:	Eric Moulds vs. Tennessee, 1995 (15)
Caught 10+ passes:	Brandon McRae vs. Georgia Tech, 2008 (10)
Caught seven+ passes:	Chad Bumphis vs. Houston, 2010 (7)
Had 200+ yards receiving:	Jamayel Smith vs. Arkansas, 2007 (208)
Had 175+ yards receiving:	Jamayel Smith vs. Arkansas, 2007 (208)
Had 150+ yards receiving:	Jamayel Smith vs. Arkansas, 2007 (208)
Had 100+ yards receiving:	Jameon Lewis vs. Memphis, 2011 (113)
Caught three+ TD passes:	Sammy Milner vs. Florida, 1969 (3)
Caught two+ TD passes:	Arceto Clark vs. UT Martin, 2011 (2)

TOTAL OFFENSE

Had 450+ yards total offense:	Derrick Taite vs. Tulane, 1994 (468)
Had 400+ yards total offense:	Wesley Carroll vs. Arkansas, 2007 (441)
Had 350 yards+ total offense:	Chris Relf vs. Ole Miss, 2010 (354)
Had 300 yards+ total offense:	Chris Relf vs. Auburn, 2011 (304)
Had 100 yards both passing and rushing:	Chris Relf vs. Auburn, 2011 (195 pass, 106 rush)

SCORING

Accounted for four+ touchdowns:	Chris Relf vs. Michigan, 2011 (3 pass, 1 rush)
Accounted for three+ touchdowns:	Chris Relf vs. Kentucky, 2011 (1 pass, 2 rush)
Scored four+ touchdowns:	Jerious Norwood vs. Ole Miss, 2005 (3 rush, 1 rec.)
Scored three+ touchdowns:	Vick Ballard vs. Memphis, 2011 (3 rush)
Scored two+ touchdowns:	Vick Ballard (2 rush) vs. Wake Forest, 2011
Scored two+ non-offensive TDs:	Johnthan Banks (2 IR) vs. Florida, 2009

DEFENSE

Intercepted three+ passes:	Jeramie Johnson vs. Ole Miss, 2005 (3)
Intercepted two+ passes:	Corey Broomfield vs. Houston, 2010 (2)
Recovered three+ fumbles:	Chris Corroero vs. Memphis State, 1987 (3)
Recovered two+ fumbles:	Kamau Jackson vs. Tennessee, 2002 (2)
Forced two+ fumbles:	Demario Bobo vs. Gardner-Webb, 2007 (2)
Recorded five+ sacks:	Greg Favors vs. Ole Miss, 1996 (5.5)
Recorded three+ sacks:	Willie Evans vs. Tulane, 2005 (3.0)
Recorded two+ sacks:	Fletcher Cox vs. Kentucky, 2011 (2.0)
Recorded five+ tackles for loss:	Deljuan Robinson vs. Auburn, 2006 (5.0)
Recorded 20+ tackles:	Mario Haggan vs. Arkansas, 2000 (20)
Recorded 10+ tackles:	Cameron Lawrence vs. Ole Miss, 2011 (14)
Recorded 10+ tackles in back-to-back games:	Cameron Lawrence vs. AL (13), AR (10), UM (14), 2011
Returned an interception for a touchdown:	Darius Slay vs. Georgia, 2011

SPECIAL TEAMS

Scored 10+ points kicking:	Derek DePasquale vs. Auburn, 2011 (10)
Kicked five+ field goals:	Derek DePasquale vs. UAB, 2010 (5)
Kicked four+ field goals:	Derek DePasquale vs. UAB, 2010 (5)
Kicked two field goals of 50+ yards:	Brian Hazelwood vs. Memphis, 1997 (51, 53)
Kicked one field goal of 50+ yards:	Brent Smith vs. Tennessee, 2002 (53)
Kicked a punt of 70+ yards:	Blake McAdams vs. Kentucky, 2008 (72)
Kicked a punt of 60+ yards:	Heath Hutchins vs. Kentucky, 2010 (63)
Punted 10+ times:	Blake McAdams vs. Ole Miss, 2008 (12)
Totalled 175+ kick return yards:	Leon Berry vs. Florida, 2009 (184, 7 ret.)
Totalled 150+ kick return yards:	Leon Berry vs. Alcorn State, 2010 (153, 4 ret.)
Totalled 100+ kick return yards:	LaDarius Perkins vs. Alabama, 2011 (125, 4 ret.)
Totalled 50+ punt return yards:	Johnthan Banks vs. UT Martin, 2011 (64, 3 ret.)

2012 MISSISSIPPI STATE GAME-BY-GAME STARTERS

OFFENSE

	WR	LT	LG	C	RG	RT	TE/FB	QB	RB	WR	WR
JACKSON STATE	Clark	Clausell	Jackson	Day	Smith	Siddoway	Hemphill (FB)	Russell	Perkins	Bumphis	Smith
AUBURN											
at Troy											
SOUTH ALABAMA											
at Kentucky											
TENNESSEE											
MIDDLE TENNESSEE STATE											
at Alabama											
TEXAS A&M											
at LSU											
ARKANSAS											
at Ole Miss											

DEFENSE

	DE	DT	DT	DE	LB	LB	LB	LC	SS	FS	RC
JACKSON STATE	McCardell	Boyd	Eulls	Autry	Skinner	Lawrence	Wells	Banks	Broomfield	Whitley	Slay
AUBURN											
at Troy											
SOUTH ALABAMA											
at Kentucky											
TENNESSEE											
MIDDLE TENNESSEE STATE											
at Alabama											
TEXAS A&M											
at LSU											
ARKANSAS											
at Ole Miss											

2012 MISSISSIPPI STATE CAREER STARTS BY POSITION

OFFENSE

LT

Clausell - 5 (1)

LG

G. Jackson - 27 (1)

C

Day - 10 (1)

RG

T. Smith - 5 (1)

RT

C. Siddoway - 1 (1)

TE

Green - 17 (1)

M. Johnson - 1 (0)

WR

Bumphis - 29 (1)

Clark - 26 (1)

C. Smith - 22 (1)

Heavens - 4 (0)

R. Sanders - 2 (0)

R. Johnson - 1 (0)

S. Williams - 1 (0)

RB

Hemphill - 7 (1)

Perkins - 1 (1)

QB

Russell - 5 (1)

DEFENSE

DE

Eulls - 13 (0)

Autry - 1 (1)

McCardell - 1 (1)

DT

Boyd - 29 (1)

D. Jones - 2 (0)

Eulls - 1 (1)

P. Jones - 1 (0)

LB

C. Lawrence - 14 (14)

Skinner - 12 (1)

Wells - 4 (1)

SAF

Whitley - 18 (1)

Banks - 7 (0)

Broomfield - 2 (1)

CORNER

Broomfield - 27 (0)

Banks - 26 (1)

Slay - 1 (1)

Watson - 1 (0)

2012 STARTS IN BOLD

(PARENTHESES INDICATE 2012 STARTS)

2012 TEAM GAME-BY-GAME STATISTICS

TEAM GAME BY GAME STATISTICS

Game	Score	1st Downs	Rushing	Passing	Tot. Off.	Punts	Fumbles	Penalties	3rd	Time of
		Tot-Ru-Pa-Pe	No-Yds-TD	C-A-I-Yds-TD	Plays-Yds	No-Yds	F-L	No-Yds	Dns	Poss.
Jackson State	9	16-8-6-2	21-109-0	20-38-2-265-1	59-265	6-174	1-1	9-75	2-11	26:50
Mississippi State	56	23-9-12-2	38-202-4	16-28-0-193-2	66-395	1-28	3-0	6-64	8-13	33:10

2012 MISSISSIPPI STATE MISCELLANEOUS TEAM STATISTICS

MISCELLANEOUS TEAM STATISTICS

IN THE RED ZONE (20 YARDS AND IN)*

MSU SCORES/RED ZONE ENTRIES - 6-6 (100.0%)

Scores - 6

Touchdowns - 6 (Passing - 2, Rushing - 4), Field Goals - 0

Non-Scores - 0

Missed Field Goals - 0, Loss of Downs - 0, Punts - 0

Turnovers - 0 (Fumbles - 0, Interceptions - 0, Blocked Field Goal - 0)

End of half - 0; End of game - 0

OPPONENT SCORES/RED ZONE ENTRIES - 2-2 (100.0%)

Scores - 2

Touchdowns - 1 (Passing - 1, Rushing - 0), Field Goals - 1

Non-Scores - 0

Missed Field Goals - 0, Loss of Downs - 0, Punts - 0

Turnovers - 0 (Fumbles - 0, Interceptions - 0, Blocked Field Goal - 0)

End of half - 0; End of game - 0

* - Offensive series only; does not include overtimes

TURNOVERS

Takeaways - 3

Giveaways - 0

Difference - (+3)

Ratio Per Game: +3.0

Points Off TOs - MSU 14 (2 TD, 0 FG, 2 PAT[1], 0 PAT[2], 0 Safety)

Opp. 0 (0 TD, 0 FG, 0 PAT[1], 0 PAT[2])

Points Off TOs/Game - MSU 14.0, Opp. 0.0

KICKOFFS

Touchbacks - 3 (3/9, 33.3%)

Opp. Returns - 5, 172 yards (Avg. Return — 14.4)

Fair Catches - 0 • Out of Bounds - 0

Onside Kicks - 0

CONVERSIONS

3RD DOWN CONVERSIONS (BY QUARTER)

	1	2	3	4	OT	Total
MISSISSIPPI STATE	2-4	4-5	2-3	0-1	0-0	8-13
Pct.	.500	.800	.667	.000	.000	.615
Opponents	0-3	1-2	0-2	1-4	0-0	2-11
Pct.	.000	.500	.000	.250	.000	.182

3RD DOWN CONVERSIONS (BY DISTANCE)

3rd and:	1-3	4-6	7-10	11+	Total
MISSISSIPPI STATE	3-5	3-3	2-5	0-0	8-13
Pct.	.600	1.000	.400	.000	.615
Opponents	2-3	0-2	0-6	0-0	2-11
Pct.	.667	.000	.000	.000	.182

4TH DOWN CONVERSIONS (BY QUARTER)

	1	2	3	4	OT	Total
MISSISSIPPI STATE	0-0	1-1	0-0	1-1	0-0	2-2
Pct.	.000	1.000	.000	1.000	.000	1.000
Opponents	0-0	0-0	0-0	1-1	0-0	1-1
Pct.	.000	.000	.000	1.000	.000	1.000

CAREER GAMES PLAYED & STARTS LISTING

No.	Name	Career		2012	2011	2010	2009	2008
		GP (CGP)	S (CS)	GP-5	GP-5	GP-5	GP-5	GP-5
13	Johnthan Banks	39 (39)	33 (15)	1-1	13-13	13-12	12-7	—
97	Josh Boyd	39 (39)	29 (10)	1-1	13-12	13-13	12-3	—
25	Corey Broomfield	39 (39)	29 (2)	1-1	13-12	13-13	12-3	—
23	Sylvester Hemphill	39 (39)	7 (1)	1-1	13-5	13-0	12-1	—
3	Brandon Heavens	39 (39)	4 (0)	1-0	13-0	13-3	12-1	—
1	Chad Bumphis	38 (14)	29 (4)	1-1	13-12	12-10	12-6	—
10	Cameron Lawrence	37 (15)	14 (14)	1-1	13-13	11-0	12-0	—
60	Devin Jones	37 (1)	2 (0)	1-0	12-1	12-1	12-0	—
8	Chris Smith	36 (26)	21 (6)	1-1	13-10	12-8	10-2	—
19	Arceto Clark	32 (27)	26 (26)	1-1	13-13	13-12	—	5-0
32	Marcus Green	30 (14)	16 (4)	1-0	13-8	2-1	12-6	2-1
96	Shane McCardell	29 (22)	1 (1)	1-1	13-0	8-0	7-0	—
20	Louis Watson	29 (14)	1 (0)	1-0	13-0	6-0	9-1	—
61	Gabe Jackson	27 (27)	27 (27)	1-1	13-13	13-13	—	—
27	LaDarius Perkins	27 (27)	1 (1)	1-1	13-0	13-0	—	—
35	Adrian Marcus	26 (2)	—	1-0	12-0	13-0	—	—
83	Chris Cameron	26 (1)	—	1-0	—	13-0	12-0	—
11	Ricco Sanders	25 (12)	2 (0)	—	12-1	13-1	—	—
51	Deontae Skinner	24 (23)	12 (12)	1-1	13-11	10-0	—	—
5	Nickoe Whitley	23 (1)	19 (8)	1-1	9-7	13-11	—	—
31	Sam Williams	21 (14)	1 (0)	1-0	13-1	7-0	—	—
17	Tyler Russell	19 (1)	5 (1)	1-1	9-4	9-0	—	—
67	Tobias Smith	19 (1)	5 (1)	1-1	3-3	12-1	3-0	—
12	Chris Hughes	17 (1)	—	1-0	5-0	11-0	—	—
92	Kaleb Eulls	14 (14)	14 (14)	1-1	13-13	—	—	—
39	Baker Swedenburg	14 (14)	14 (14)	1-1	13-13	—	—	—
63	Dillon Day	14 (14)	10 (9)	1-1	13-8	—	—	—
22	Matthew Wells	14 (14)	4 (1)	1-1	13-3	—	—	—
9	Darius Slay	14 (14)	1 (1)	1-1	13-0	—	—	—
40	Brian Egan	14 (14)	—	1-0	13-0	—	—	—
18	Brandon Hill	14 (14)	—	1-0	13-0	—	—	—
44	Christian Holmes	14 (14)	—	1-0	13-0	—	—	—
30	Jay Hughes	14 (14)	—	1-0	13-0	—	—	—
16	Jameon Lewis	14 (14)	—	1-0	13-0	—	—	—
78	Damien Robinson	14 (14)	—	1-0	13-0	—	—	—
24	Jamerson Love	13 (0)	—	—	13-0	—	—	—
59	Archie Muniz	13 (1)	—	1-0	12-0	—	—	—
76	Joey Trapp	12 (12)	—	1-0	11-0	—	—	—
75	Blaine Clausell	12 (7)	5 (1)	1-1	11-4	—	—	—
66	Ben Beckwith	12 (2)	—	1-0	11-0	—	—	—
93	P.J. Jones	12 (0)	1 (0)	—	12-1	—	—	—
6	Malcolm Johnson	11 (0)	1 (0)	—	11-1	—	—	—
52	Ferlando Bohanna	11 (1)	—	1-0	10-0	—	—	—
91	Preston Smith	10 (10)	—	1-0	9-0	—	—	—
38	Dee Arrington	10 (1)	—	1-0	9-0	—	—	—
74	Dewayne Cherrington	9 (7)	—	1-0	8-0	—	—	—
98	Curtis Virges	9 (0)	—	—	9-0	—	—	—
81	Robert Johnson	8 (6)	1 (0)	1-0	7-1	—	—	—
68	Templeton Hardy	8 (0)	—	—	5-0	2-0	1-0	—
64	Eric Lawson	6 (0)	—	—	6-0	—	—	—
7	Nick Griffin	6 (1)	—	1-0	5-0	—	—	—
56	Corvell Harrison-Gay	6 (1)	—	1-0	1-0	4-0	—	—
43	Ivan Muniz	2 (1)	—	1-0	1-0	—	—	—
90	Denico Autry	1 (1)	1 (1)	1-1	—	—	—	—
77	Charles Siddoway	1 (1)	1 (1)	1-1	—	—	—	—
41	Kasey Akins	1 (1)	—	1-0	—	—	—	—
26	James Baldwin	1 (1)	—	1-0	—	—	—	—
40	Devon Bell	1 (1)	—	1-0	—	—	—	—
87	DJ Blanks	1 (1)	—	1-0	—	—	—	—
48	Ryan Brown	1 (1)	—	1-0	—	—	—	—
37	Taveze Calhoun	1 (1)	—	1-0	—	—	—	—
72	Winston Chapman	1 (1)	—	1-0	—	—	—	—
54	Quay Evans	1 (1)	—	1-0	—	—	—	—
40	Charlie Grandfield	1 (1)	—	1-0	—	—	—	—
99	John Harris	1 (1)	—	1-0	—	—	—	—
55	Dylan Holley	1 (1)	—	1-0	—	—	—	—
45	Zachary Jackson	1 (1)	—	1-0	—	—	—	—
88	Nick James	1 (1)	—	1-0	—	—	—	—
14	Cedric Jiles	1 (1)	—	1-0	—	—	—	—
28	Derrick Milton	1 (1)	—	1-0	—	—	—	—
70	Justin Malone	1 (1)	—	1-0	—	—	—	—
46	Kendrick Market	1 (1)	—	1-0	—	—	—	—
50	Benardrick McKinney	1 (1)	—	1-0	—	—	—	—
16	Joe Morrow	1 (1)	—	1-0	—	—	—	—
15	Dak Prescott	1 (1)	—	1-0	—	—	—	—
34	Josh Robinson	1 (1)	—	1-0	—	—	—	—
82	Rufus Warren	1 (1)	—	1-0	—	—	—	—

GP - games played
CGP - consecutive games played
S - starts
CS - consecutive starts

2012 MISSISSIPPI STATE SCORING DRIVES / PLAYS

	P-YD	TOP	SCORE
JACKSON STATE			
1	8-61	5:40	Bumphis 9 pass from Russell
1	4-42	1:49	Perkins 7 run
2	10-50	4:11	Perkins 1 run
2	12-63	5:44	Green 13 from Russell
2	—	—	Slay 52 interception return
3	11-77	5:48	Prescott 2 run
3	—	—	Wells 22 interception return
4	5-71	2:12	Milton 19 run

2012 PARTICIPATION CHART

#	Name	9/1	9/8	9/15	9/22	10/6	10/13	10/20	10/27	11/3	11/10	11/17	11/24
		GP	GS	JSU	AU	TROY	USA	UK	UT	MTSU	UA	TAMU	LSU
46	Kendrick Market	1	0	X									
47	A.J. Jefferson												
48	Ryan Brown	1	0	X									
49	Torrey Dale												
50	Benardrick McKinney	1	0	X									
51	Deontae Skinner	1	1	LB									
52	Felando Bohanna	1	0	X									
53	Daniel McCray												
54	Quay Evans	1	0	X									
55	Dylan Holley	1	0	X									
56	Convell Harrison-Gay	1	0	X									
58	Justin Senior												
59	Archie Muniz	1	0	X									
60	Devin Jones	1	0	X									
61	Gabe Jackson	1	1	LG									
62	Devon Desper												
62	Michael Turner												
63	Dillon Day	1	1	C									
64	Eric Lawson												
65	Daniel Knox												
66	Ben Beckwith	1	0	X									
67	Tobias Smith	1	1	RG									
68	Templeton Hardy												
69	Corbin Stewart												
70	Justin Malone	1	0	X									
71	Cole Carter												
72	Winston Chapman	1	0	X									
72	Patrick Sparkman												
72	Bailey West												
73	Paul Thompson												
74	Dewayne Cherrington	1	0	X									
75	Blaine Clausell	1	1	LT									
76	Joey Trapp	1	0	X									
77	Charles Siddoway	1	1	RT									
78	Damien Robinson	1	0	X									
79	Hunter Cunningham												
80	Brandon Holloway												
81	Robert Johnson	1	0	X									
82	Rufus Warren	1	0	X									
83	Chris Cameron	1	0	X									
86	Fred Brown												
87	DJ Blanks	1	0	X									
88	Hunter Bradley												
88	Nick James	1	0	X									
89	Gus Walley												
90	Denico Autry	1	1	DE									
91	Preston Smith	1	0	X									
92	Kaleb Eulls	1	1	DT									
93	P.J. Jones												
94	Nelson Adams												
95	Jordan Washington												
96	Shane McCardell	1	1	DE									
97	Josh Boyd	1	1	DT									
98	Curtis Virges												
99	John Harris	1	0	X									
99	John Harris	1	0	X									

#	Name	9/1	9/8	9/15	9/22	10/6	10/13	10/20	10/27	11/3	11/10	11/17	11/24
		GP	GS	JSU	AU	TROY	USA	UK	UT	MTSU	UA	TAMU	LSU
1	Chad Bumphis	1	1	WR									
2	Will Redmond												
3	Brandon Heavens	1	0	X									
4	Jameon Lewis	1	0	X									
5	Nickoe Whiteley	1	1	FS									
6	Malcolm Johnson												
7	Nick Griffin	1	0	X									
8	Chris Smith	1	1	WR									
9	Jamil Golden												
9	Darius Slay	1	1	CB									
10	Cameron Lawrence	1	1	LB									
11	Ricco Sanders												
12	Chris Hughes	1	0	X									
13	Johnthan Banks	1	1	CB									
14	Sam Cowart												
14	Cedric Jiles	1	0	X									
14	Steven Swindle												
15	Dak Prescott	1	0	X									
16	Joe Morrow	1	0	X									
17	Deontay Evans												
17	Tyler Russell	1	1	QB									
18	Brandon Hill	1	0	X									
19	Arceto Clark	1	1	WR									
20	Louis Watson	1	0	X									
22	Matthew Wells	1	1	LB									
23	Sylvester Hemphill	1	1	FB									
24	Jamerson Love												
25	Corey Broomfield	1	1	FB									
26	James Baldwin	1	0	X									
27	LaDarius Perkins	1	1	RB									
28	Derrick Milton	1	0	X									
28	DeAndre Ward												
29	Quadry Antoine												
30	Jay Hughes	1	0	X									
31	Sam Williams	1	0	X									
32	Marcus Green	1	0	X									
33	Xavier Grindie												
34	Josh Robinson	1	0	X									
35	Adrian Marcus	1	0	X									
35	Rishunn McCaleb												
37	Taveze Calhoun	1	0	X									
38	Dee Arrington	1	0	X									
39	William Berg												
39	Richie Brown												
39	Mike Mordecai												
39	Baker Swedenburg	1	0	X									
40	Devon Bell	1	0	X									
40	Taylor Earhart												
40	Brian Egan	1	0	X									
40	Charlie Grandfield	1	0	X									
40	Evan Sobiesk												
41	Kasey Akins	1	0	X									
42	Beniquez Brown												
43	Ivan Muniz	1	0	X									
44	Christian Holmes	1	0	X									
45	Zachary Jackson	1	0	X									

RUSHING (ATT-YDS-TD)

	#4 Lewis	#7 Griffin	#15 Prescott	#17 Russell	#27 Perkins	#28 Milton	#34 Robinson
JACKSON STATE	2-11-0	5-12-0	2-6-1	1-11-0	9-58-2	8-65-1	5-35-0
AUBURN							
at Troy							
SOUTH ALABAMA							
at Kentucky							
TENNESSEE							
MIDDLE TENN.							
at Alabama							
TEXAS A&M							
at LSU							
ARKANSAS							
at Ole Miss							

RECEIVING (REC-YDS-TD)

	#1 Bumphis	#3 Heavens	#4 Lewis	#6 Johnson	#8 Smith	#11 Sanders	#16 Morrow	#18 Hill	#19 Clark	#32 Green	#81 Johnson
JACKSON STATE	1-9-1	0-0-0	3-32-0	0-0-0	2-28-0	0-0-0	2-24-0	2-27-0	3-35-0	2-31-1	1-7-0
AUBURN											
at Troy											
SOUTH ALABAMA											
at Kentucky											
TENNESSEE											
MIDDLE TENN.											
at Alabama											
TEXAS A&M											
at LSU											
ARKANSAS											
at Ole Miss											

PASSING (CMP-ATT-INT-YD-TD)

	#15 Prescott	#17 Russell
JACKSON STATE	1-4-0-8-0	15-24-0-185-2
AUBURN		
at Troy		
SOUTH ALABAMA		
at Kentucky		
TENNESSEE		
MIDDLE TENN.		
at Alabama		
TEXAS A&M		
at LSU		
ARKANSAS		
at Ole Miss		

FIELD GOALS

Made, Missed	#40 Bell	#40 Egan
JACKSON STATE	42	
AUBURN		
at Troy		
SOUTH ALABAMA		
at Kentucky		
TENNESSEE		
MIDDLE TENN.		
at Alabama		
TEXAS A&M		
at LSU		
ARKANSAS		
at Ole Miss		

PUNTING (NO.-AVG.-IN 20)

	#39 Swedenburg
JACKSON STATE	1-28.0-1
AUBURN	
at Troy	
SOUTH ALABAMA	
at Kentucky	
TENNESSEE	
MIDDLE TENN.	
at Alabama	
TEXAS A&M	
at LSU	
ARKANSAS	
at Ole Miss	

GAME-BY-GAME TACKLES (TT-UT-AT-TFL-SCK.)

	#5 Whitley	#9 Slay	#10 C. Lawrence	#13 Banks	#22 Wells	#25 Broomfield	#51 Skinner	#90 Autry	#92 Eulls	#97 Boyd
JACKSON STATE	4-3-1-0.0-0.0	1-1-0-0.0-0.0	3-0-3-0.0-0.0	1-0-1-0.0-0.0	4-4-0-1.0-1.0	2-1-1-0.0-0.0	2-1-1-0.0-0.0	2-1-1-1.0-1.0	0-0-0-0.0-0.0	1-0-1-0.0-0.0
AUBURN										
at Troy										
SOUTH ALABAMA										
at Kentucky										
TENNESSEE										
MIDDLE TENN.										
at Alabama										
TEXAS A&M										
at LSU										
ARKANSAS										
at Ole Miss										

20-YARD PLUS PLAYS

Yards	Type	Player(s)	Opponent
*52	INT	Darius Slay	Jackson State
24	Rush	Derrick Milton	Jackson State
*22	INT	Matthew Wells	Jackson State
22	PR	Johnthan Banks	Jackson State
20	KR	Jameon Lewis	Jackson State

* touchdown scored on play

LONG PLAYS BY THE NUMBERS

Long Plays By Yards	No.	TD
100+	0	0
90-99	0	0
80-89	0	0
70-79	0	0
60-69	0	0
50-59	1	1
40-49	0	0
30-39	0	0
20-29	4	1

Long Plays By Type	No.	TD
Rushing	1	0
Passing	0	0
Punt returns	1	0
Kick returns	1	0
Interceptions	2	2
Fumble returns	0	0
Other	0	0
TOTAL	5	2

20-YARD PLUS PLAYS BY PLAYER

20-YARD PLUS BY PLAYER

Player	No.	TD	R	P	KR	PR	IR	FR
Darius Slay	1	1	0	0	0	0	1	0
Matthew Wells	1	1	0	0	0	0	1	0
Johnthan Banks	1	0	0	0	0	1	0	0
Derrick Milton	1	0	1	0	0	0	0	0
Jameon Lewis	1	0	0	0	1	0	0	0
TOTAL	5	2	1	0	1	1	2	0

LONGEST PLAYS OF THE YEAR

Rushing

24 Derrick Milton vs Jackson State (9/1/2012)

Rushing Touchdown

19 Derrick Milton vs Jackson State (9/1/2012)

Passing

19 Brandon Hill from Tyler Russell vs Jackson State (9/1/2012)

Passing Touchdown

13 Marcus Green from Tyler Russell vs Jackson State (9/1/2012)

Punt Return

22 Johnthan Banks vs Jackson State (9/1/2012)

Kick Return

20 Jameon Lewis vs Jackson State (9/1/2012)

Interception Return

52 Darius Slay vs Jackson State (9/1/2012)

Fumble Return

None

Punt

28 B. Swedenburg vs Jackson State (9/1/2012)

Field Goal

None

OFFENSIVE DRIVE CHART

JACKSON STATE

Plays	Yards	Time	Result
8	61	5:40	TOUCHDOWN
4	2	:57	Missed FG
4	42	1:49	TOUCHDOWN
10	50	4:11	TOUCHDOWN
12	63	5:44	TOUCHDOWN
0	0	:00	TOUCHDOWN (DEF.)
4	18	:38	End of Half
11	77	5:48	TOUCHDOWN*
0	0	:00	TOUCHDOWN (DEF.)
3	(4)	2:19	Punt
5	71	2:12	TOUCHDOWN
6	11	3:38	End of Half

Drives quarterbacked by Tyler Russell

Drives quarterbacked by Dak Prescott

* Russell began drive, Prescott entered in middle

DEFENSIVE DRIVE CHART

JACKSON STATE

Plays	Yards	Time	Result
5	5	1:59	Punt
5	7	2:01	Punt
3	4	1:32	Punt
5	(1)	3:13	Punt
4	35	2:10	Interception
8	93	1:37	TOUCHDOWN
6	29	3:17	Punt
3	4	:56	Interception
2	7	1:11	Fumble
15	84	7:05	FIELD GOAL
4	17	2:59	Punt

PLAYER UPDATES



#41 Kasey Akins
Junior • Athlete
5-8 • 175
Starkville, Miss. (East Central CC)

AKINS' CAREER HIGHS

Carries – 5, vs. Jackson State (9-1-12)
 Rushing Yards – 6, vs. Jackson State (9-1-12)
 Longest Rush – 4, vs. Jackson State (9-1-12)

AKINS' 2012 SEASON HIGHS

Carries – 5, vs. Jackson State (9-1-12)
 Rushing Yards – 6, vs. Jackson State (9-1-12)
 Longest Rush – 4, vs. Jackson State (9-1-12)

AKINS' CAREER RUSHING STATS

YEAR	G/GS	NO.	YDS	AVG.	TD	LP/OPPONENT
2012	1/0	5	6	1.2	0	4 / Jackson State
TOTALS	1/0	5	6	1.2	0	4 / JACKSON STATE

AKINS' 2012 GAME-BY-GAME RUSHING STATS

DATE	OPPONENT	NO.	GAIN	LOSS	NET	AVG.	TD	LP
9/1/12	JACKSON STATE	5	10	4	6	1.2	0	4
9/8/12	AUBURN							
9/15/12	at Troy							
9/22/12	SOUTH ALABAMA							
10/6/12	at Kentucky							
10/13/12	TENNESSEE							
10/20/12	MIDDLE TENN. ST.							
10/27/12	at Alabama							
11/3/12	TEXAS A&M							
11/10/12	at LSU							
11/17/12	ARKANSAS							
11/24/12	at Ole Miss							



#38 Dee Arrington
Sophomore • Defensive Back
6-1 • 215
Wiggins, Miss. (Stone County)

ARRINGTON'S CAREER HIGHS

Total Tackles – 2, (3x) last vs. Jackson State (9-1-12)
 Assisted Tackles – 1, (4x) last vs. UT-Martin (11-5-11)
 Solo Tackles – 2, (2x) last vs. Jackson State (9-1-12)

ARRINGTON'S 2012 SEASON HIGHS

Total Tackles – 2, vs. Jackson State (9-1-12)
 Assisted Tackles –
 Solo Tackles – 2, vs. Jackson State (9-1-12)
 Sacks -
 Tackles for Loss -

ARRINGTON'S CAREER STATS

YEAR	G/GS	TT	UT	AT	TFL-YDS	SCK-YDS	FF/FR	PBU	INT-YD
2011	9/0	9	5	4	0.0-0	0.0-0	0/0	0	0-0
2012	1/0	2	2	0	0.0-0	0.0-0	0/0	0	0-0
TOTALS	10/0	11	7	4	0.0-0	0.0-0	0/0	0	0-0

ARRINGTON'S 2012 GAME-BY-GAME STATS

DATE	OPPONENT	TT	UT	AT	TFL-YDS	SCK-YDS	FF/FR	PBU	INT-Y
9/1/12	JACKSON STATE	2	2	0	0.0-0	0.0-0	0/0	0	0-0
9/8/12	AUBURN								
9/15/12	at Troy								
9/22/12	SOUTH ALABAMA								
10/6/12	at Kentucky								
10/13/12	TENNESSEE								
10/20/12	MIDDLE TENN. ST.								
10/27/12	at Alabama								
11/3/12	TEXAS A&M								
11/10/12	at LSU								
11/17/12	ARKANSAS								
11/24/12	at Ole Miss								

PLAYER UPDATES



#90 Denico Autry
Junior • Defensive Lineman
6-5 • 255
Albemarle, N.C. (East Mississippi CC)

AUTRY'S CAREER HIGHS

Total Tackles – 2, vs. Jackson State (9-1-12)
 Assisted Tackles – 1, vs. Jackson State (9-1-12)
 Solo Tackles – 1, vs. Jackson State (9-1-12)
 Sacks - 1.0, vs. Jackson State (9-1-12)
 Tackles for Loss - 1.0, vs. Jackson State (9-1-12)

AUTRY'S 2012 SEASON HIGHS


Total Tackles – 2, vs. Jackson State (9-1-12)
 Assisted Tackles – 1, vs. Jackson State (9-1-12)
 Solo Tackles – 1, vs. Jackson State (9-1-12)
 Sacks - 1.0, vs. Jackson State (9-1-12)
 Tackles for Loss - 1.0, vs. Jackson State (9-1-12)

AUTRY'S CAREER STATS

YEAR	G/GS	TT	UT	AT	TFL-YDS	SCK-YDS	FF/FR	PBU	INT-YD
2012	1/1	2	1	1	1.0-6	1.0-6	0/0	0	0-0
TOTALS	1/1	2	1	1	1.0-6	1.0-6	0/0	0	0-0

AUTRY'S 2012 GAME-BY-GAME STATS

DATE	OPPONENT	TT	UT	AT	TFL-YDS	SCK-YDS	FF/FR	PBU	INT-Y
9/1/12	JACKSON STATE	2	1	1	1.0-6	1.0-6	0/0	0	0-0
9/8/12	AUBURN								
9/15/12	at Troy								
9/22/12	SOUTH ALABAMA								
10/6/12	at Kentucky								
10/13/12	TENNESSEE								
10/20/12	MIDDLE TENN. ST.								
10/27/12	at Alabama								
11/3/12	TEXAS A&M								
11/10/12	at LSU								
11/17/12	ARKANSAS								
11/24/12	at Ole Miss								



#26 James Baldwin
Sophomore • Athlete
5-10 • 195
Birmingham, Ala. (Vestivia Hills)

BALDWIN'S CAREER HIGHS

Total Tackles – 1, vs. Jackson State (9-1-12)
 Assisted Tackles –
 Solo Tackles – 1, vs. Jackson State (9-1-12)
 Sacks -
 Tackles for Loss -

BALDWIN'S 2012 SEASON HIGHS

Total Tackles – 1, vs. Jackson State (9-1-12)
 Assisted Tackles –
 Solo Tackles – 1, vs. Jackson State (9-1-12)
 Sacks -
 Tackles for Loss -


BALDWIN'S CAREER STATS

YEAR	G/GS	TT	UT	AT	TFL-YDS	SCK-YDS	FF/FR	PBU	INT-YD
2012	1/0	1	1	0	0.0-0	0.0-0	0/0	0	0-0
TOTALS	1/0	1	1	0	0.0-0	0.0-0	0/0	0	0-0

BALDWIN'S 2012 GAME-BY-GAME STATS

DATE	OPPONENT	TT	UT	AT	TFL-YDS	SCK-YDS	FF/FR	PBU	INT-Y
9/1/12	JACKSON STATE	1	1	0	0.0-0	0.0-0	0/0	0	0-0
9/8/12	AUBURN								
9/15/12	at Troy								
9/22/12	SOUTH ALABAMA								
10/6/12	at Kentucky								
10/13/12	TENNESSEE								
10/20/12	MIDDLE TENN. ST.								
10/27/12	at Alabama								
11/3/12	TEXAS A&M								
11/10/12	at LSU								
11/17/12	ARKANSAS								
11/24/12	at Ole Miss								

PLAYER UPDATES



#13 Johnthan Banks
Senior • Defensive Back
6-2 • 185
Maben, Miss. (East Webster)

BANKS' CAREER HIGHS

Total Tackles – 9, (2x) last vs. LA Tech (9-24-11)
 Assisted Tackles – 4, (6x) last at Georgia (10-1-11)
 Solo Tackles – 6, at Arkansas (11-19-11)
 Interceptions – 2, (2x) last vs. Florida (10-24-09)
 Long INT Return – 100, vs. Florida (10-24-09)
 INT Return TD – 2, vs. Florida (10-24-09)
 All Purpose Yards - 120, vs. Florida (10-24-09)
 Pass Breakups – 2, (4x) last at UAB (10-8-11)
 Tackles For Loss – 2.5, vs. Ole Miss (11-27-11)
 Sacks – 1.0, (4x) last at Arkansas (11-19-11)
 Punt Returns - 3, (2x) last vs. UT Martin (11-6-11)
 Punt Return Yards - 64, vs. UT Martin (11-6-11)
 Longest Punt Return - 65, vs. UT Martin (11-6-11)
 Punt Return Touchdowns - 1, vs. UT Martin (11-6-11)

BANKS' 2012 SEASON HIGHS

Total Tackles – 1, vs. Jackson State (9-1-12)
 Assisted Tackles – 1, vs. Jackson State (9-1-12)
 Solo Tackles –
 Pass Breakups –
 Punt Returns - 3, vs. Jackson State (9-1-12)
 Punt Return Yards - 39, vs. Jackson State (9-1-12)
 Longest Punt Return - 35, vs. Jackson State (9-1-12)

BANKS' CAREER STATS

YEAR	G/GS	TT	UT	AT	TFL-YDS	SCK-YDS	FF/FR	PBU	INT-YD
2009	12/7	33	20	13	0.0-0	0.0-0	0/0	3	4-145
2010	13/12	54	34	20	1.5-14	1.0-13	1/0	7	3-22
2011	13/13	71	46	25	8.0-43	3.0-20	3/0	9	5-27
2012	1/1	1	0	1	0.0-0	0.0-0	0/0	0	0-0
TOTALS	39/33	158	100	58	9.5-57	4.0-33	4/0	19	12-194

BANKS' 2012 GAME-BY-GAME STATS

DATE	OPPONENT	TT	UT	AT	TFL-YDS	SCK-YDS	FF/FR	PBU	INT-Y
9/1/12	JACKSON STATE	1	0	1	0.0-0	0.0-0	0/0	0	0-0
9/8/12	AUBURN								
9/15/12	at Troy								
9/22/12	SOUTH ALABAMA								
10/6/12	at Kentucky								
10/13/12	TENNESSEE								
10/20/12	MIDDLE TENN. ST.								
10/27/12	at Alabama								
11/3/12	TEXAS A&M								
11/10/12	at LSU								
11/17/12	ARKANSAS								
11/24/12	at Ole Miss								



#40 Devon Bell
Freshman • Kicker
6-2 • 185
Vicksburg, Miss. (Warren Central)

BELL'S CAREER HIGHS

Field Goals Attempted – 1, vs. Jackson State (9-1-12)
 Field Goals Made –
 Longest Field Goal –
 Extra Points Attempted – 4, vs. Jackson State (9-1-12)
 Extra Points Made – 4, vs. Jackson State (9-1-12)
 Points Scored – 4, vs. Jackson State (9-1-12)

BELL'S 2012 SEASON HIGHS

Field Goals Attempted – 1, vs. Jackson State (9-1-12)
 Field Goals Made –
 Longest Field Goal –
 Extra Points Attempted – 4, vs. Jackson State (9-1-12)
 Extra Points Made – 4, vs. Jackson State (9-1-12)
 Points Scored – 4, vs. Jackson State (9-1-12)

BELL'S CAREER STATS

YEAR	G/GS	PAT/ATT	PCT.	FG/ATT	PCT.	PTS	LONG/OPP
2012	1/0	4/4	1.000	0/1	.000	4	0 / NA
TOTALS	1/0	4/4	1.000	0/1	.000	4	0 / N/A

BELL'S CAREER FIELD GOAL BREAKDOWN

YEAR	1-19	20-29	30-39	40-49	50+	LG	BLK
2012	0-0	0-0	0-0	0-1	0-0	0	0
TOTAL	0-0	0-0	0-0	0-1	0-0	0	0

BELL'S 2012 FIELD GOAL BREAKDOWN

DATE	OPPONENT	PAT/ATT	PCT.	FG/ATT	PCT.	PTS	LG
9/1/12	JACKSON STATE	4/4	1.000	0/1	.000	4	-
9/8/12	AUBURN						
9/15/12	at Troy						
9/22/12	SOUTH ALABAMA						
10/6/12	at Kentucky						
10/13/12	TENNESSEE						
10/20/12	MIDDLE TENN. ST.						
10/27/12	at Alabama						
11/3/12	TEXAS A&M						
11/10/12	at LSU						
11/17/12	ARKANSAS						
11/24/12	at Ole Miss						

BELL'S 2012 FIELD GOAL BREAKDOWN

DATE	OPPONENT	1-19	20-29	30-39	40-49	50+	LG	BLK
9/1/12	JACKSON STATE					0-1		
9/8/12	AUBURN							
9/15/12	at Troy							
9/22/12	SOUTH ALABAMA							
10/6/12	at Kentucky							
10/13/12	TENNESSEE							
10/20/12	MIDDLE TENN. ST.							
10/27/12	at Alabama							
11/3/12	TEXAS A&M							
11/10/12	at LSU							
11/17/12	ARKANSAS							
11/24/12	at Ole Miss							

PLAYER UPDATES



#52 Ferlando Bohanna
Sophomore • Linebacker
6-0 • 225
Memphis, Tenn. (Whitehaven)

BOHANNA'S CAREER HIGHS

Total Tackles – 5, at Memphis (9-1-11)
 Assisted Tackles – 2, 2x, last vs. UT-Martin (11-5-11)
 Solo Tackles – 3, at Memphis (9-1-11)
 Tackles For Loss – 1.0, at Auburn (9-10-11)

BOHANNA'S 2012 SEASON HIGHS


Total Tackles – 1, vs. Jackson State (9-1-12)
 Assisted Tackles – 1, vs. Jackson State (9-1-12)
 Solo Tackles –
 Tackles For Loss –
 Sacks –

BOHANNA'S CAREER STATS

YEAR	G/GS	TT	UT	AT	TFL-YDS	SCK-YDS	FF/FR	PBU	INT-YD
2011	10/1	9	5	4	1.0-1	0.0-0	0/0	0	0-0
2012	1/0	1	0	1	0.0-0	0.0-0	0/0	0	0-0
TOTALS	11/1	10	5	5	1.0-1	0.0-0	0/0	0	0-0

BOHANNA'S 2012 GAME-BY-GAME STATS

DATE	OPPONENT	TT	UT	AT	TFL-YDS	SCK-YDS	FF/FR	PBU	INT-Y
9/1/12	JACKSON STATE	1	0	1	0.0-0	0.0-0	0/0	0	0-0
9/8/12	AUBURN								
9/15/12	at Troy								
9/22/12	SOUTH ALABAMA								
10/6/12	at Kentucky								
10/13/12	TENNESSEE								
10/20/12	MIDDLE TENN. ST.								
10/27/12	at Alabama								
11/3/12	TEXAS A&M								
11/10/12	at LSU								
11/17/12	ARKANSAS								
11/24/12	at Ole Miss								



#97 Josh Boyd
Senior • Defensive Lineman
6-3 • 300
Philadelphia, Miss. (Philadelphia)

BOYD'S CAREER HIGHS

Total Tackles – 11, vs. Alabama (11-12-11)
 Assisted Tackles – 11, vs. Alabama (11-12-11)
 Solo Tackles – 3, (3x) last vs. South Carolina (10-15-11)
 Tackles For Loss – 2.5, vs. Kentucky (10-30-10)
 Sacks – 1.5, vs. Kentucky (10-30-10)

BOYD'S 2012 SEASON HIGHS

Total Tackles – 1, vs. Jackson State (9-1-12)
 Assisted Tackles – 1, vs. Jackson State (9-1-12)
 Solo Tackles –
 Tackles For Loss –
 Sacks –

BOYD'S CAREER STATS

YEAR	G/GS	TT	UT	AT	TFL-YDS	SCK-YDS	FF/FR	PBU	INT-YD
2009	12/3	17	8	9	0.0-0	0.0-0	0/0	0	0-0
2010	13/13	24	15	9	7.5-26	2.5-11	0/0	0	0-0
2011	13/9	51	14	37	8.0-32	4.5-29	0/0	0	0-0
2012	1/1	1	0	1	0.0-0	0.0-0	0/0	0	0-0
TOTALS	39/26	93	37	56	15.5-58	7.0-40	0/0	0	0-0

BOYD'S 2012 GAME-BY-GAME STATS

DATE	OPPONENT	TT	UT	AT	TFL-YDS	SCK-YDS	FF/FR	PBU	INT-Y
9/1/12	JACKSON STATE	1	0	1	0.0-0	0.0-0	0/0	0	0-0
9/8/12	AUBURN								
9/15/12	at Troy								
9/22/12	SOUTH ALABAMA								
10/6/12	at Kentucky								
10/13/12	TENNESSEE								
10/20/12	MIDDLE TENN. ST.								
10/27/12	at Alabama								
11/3/12	TEXAS A&M								
11/10/12	at LSU								
11/17/12	ARKANSAS								
11/24/12	at Ole Miss								

PLAYER UPDATES



#25 Corey Broomfield
Senior • Defensive Back
5-10 • 180
Palm Bay, Fla. (Bayside)

BROOMFIELD'S CAREER HIGHS

Total Tackles – 12, vs. Alabama (11-12-11)
 Assisted Tackles – 7, vs. Alabama (11-12-11)
 Solo Tackles – 9, vs. Wake Forest (12-30-11)
 Interceptions – 2, (2x) last at Houston (10-9-10)
 Long INT Return – 64, vs. Ole Miss (11-28-09)
 INT Return TD – 64, vs. Ole Miss (11-28-09)
 Pass Breakups – 2, (3x) last vs. UT Martin (11-6-11)
 Tackles For Loss – 2.0, vs. Wake Forest (12-30-11)
 Sacks – 1.0, (2x) last vs. Wake Forest (12-30-11)

BROOMFIELD'S 2012 SEASON HIGHS

Total Tackles – 2, vs. Jackson State (9-1-12)
 Assisted Tackles - 1, vs. Jackson State (9-1-12)
 Solo Tackles – 1, vs. Jackson State (9-1-12)
 Pass Breakup -
 Tackles For Loss –

BROOMFIELD'S CAREER STATS

YEAR	G/GS	TT	UT	AT	TFL-YDS	SCK-YDS	FF/FR	PBU	INT-YD
2009	12/3	19	13	6	1.0-2	0.0-0	0/0	4	6-118
2010	13/13	52	36	16	4.5-21	1.0-9	2/0	6	3-40
2011	13/10	59	39	20	5.0-15	1.0-9	0/0	5	0-0
2012	1/1	2	1	1	0.0-0	0.0-0	0/0	0	0-0
TOTALS	39/27	132	89	43	10.5-38	2.0-18	2/0	15	9-158

BROOMFIELD'S 2012 GAME-BY-GAME STATS

DATE	OPPONENT	TT	UT	AT	TFL-YDS	SCK-YDS	FF/FR	PBU	INT-Y
9/1/12	JACKSON STATE	2	1	1	0.0-0	0.0-0	0/0	0	0-0
9/8/12	AUBURN								
9/15/12	at Troy								
9/22/12	SOUTH ALABAMA								
10/6/12	at Kentucky								
10/13/12	TENNESSEE								
10/20/12	MIDDLE TENN. ST.								
10/27/12	at Alabama								
11/3/12	TEXAS A&M								
11/10/12	at LSU								
11/17/12	ARKANSAS								
11/24/12	at Ole Miss								



#48 Ryan Brown
Freshman • Defensive Line
6-4 • 240
New Orleans, La. (Archbishop Shaw)

BROWN'S CAREER HIGHS

Total Tackles – 4, vs. Jackson State (9-1-12)
 Assisted Tackles – 3, vs. Jackson State (9-1-12)
 Solo Tackles – 1, vs. Jackson State (9-1-12)

BROWN'S 2012 SEASON HIGHS

Total Tackles – 4, vs. Jackson State (9-1-12)
 Assisted Tackles – 3, vs. Jackson State (9-1-12)
 Solo Tackles – 1, vs. Jackson State (9-1-12)

BROWN'S CAREER STATS

YEAR	G/GS	TT	UT	AT	TFL-YDS	SCK-YDS	FF/FR	PBU	INT-YD
2012	1/0	4	1	3	0.0-0	0.0-0	0/0	0	0-0
TOTALS	1/0	4	1	3	0.0-0	0.0-0	0/0	0	0-0

BROWN'S 2012 GAME-BY-GAME STATS

DATE	OPPONENT	TT	UT	AT	TFL-YDS	SCK-YDS	FF/FR	PBU	INT-Y
9/1/12	JACKSON STATE	4	1	3	0.0-0	0.0-0	0/0	0	0-0
9/8/12	AUBURN								
9/15/12	at Troy								
9/22/12	SOUTH ALABAMA								
10/6/12	at Kentucky								
10/13/12	TENNESSEE								
10/20/12	MIDDLE TENN. ST.								
10/27/12	at Alabama								
11/3/12	TEXAS A&M								
11/10/12	at LSU								
11/17/12	ARKANSAS								
11/24/12	at Ole Miss								

PLAYER UPDATES



#1 Chad Bumphis
Senior • Wide Receiver
5-11 • 200
Tupelo, Miss. (Tupelo)

BUMPHIS' CAREER HIGHS

Receptions – 9, vs. Alcorn State (10-2-10)
 Receiving Yards – 133, vs. Alcorn State (10-2-10)
 Receiving Touchdowns – 2, (3x) last vs. Alcorn State (10-2-10)
 Rushes – 4, (2x) last vs. UAB (10-23-10)
 Rushing Yards – 49, vs. Arkansas (11-21-09)
 Kick Returns – 5, at Arkansas (11-21-09)
 Kick Return Yards – 114, vs. Alabama (11-14-09)
 Longest Kick Return – 50, vs. Alabama (11-14-09)
 Punt Returns – 4, vs. Memphis (9-4-10)
 Punt Return Yards – 82, vs. LA Tech (9-24-11)
 Longest Punt Return – 82, vs. LA Tech (9-24-11)
 Punt Return Touchdowns - 1, vs. LA Tech (9-24-11)
 All-Purpose Yards – 184, at Arkansas (11-21-09)

BUMPHIS' 2012 SEASON HIGHS

Receptions – 1, vs. Jackson State (9-1-12)
 Receiving Yards – 9, vs. Jackson State (9-1-12)
 Receiving Touchdowns – 1, vs. Jackson State (9-1-12)

BUMPHIS' CAREER RECEIVING STATS

YEAR	G/GS	NO.	YDS	AVG.	TD	LP/OPPONENT
2009	12/6	32	375	11.7	4	69 / Georgia Tech
2010	12/10	44	634	14.4	5	57 / Memphis
2011	13/9	25	339	13.6	3	78 / UT Martin
2012	1/1	1	9	9.0	1	9 / Jackson State
TOTALS	38/26	102	1,357	13.3	13	78 / UT MARTIN

BUMPHIS' CAREER RUSHING STATS

YEAR	G/GS	NO.	YDS	AVG.	TD	LP/OPPONENT
2009	12/6	4	59	14.8	0	49 / Arkansas
2010	12/10	19	131	6.9	0	24 / Alcorn State
2011	13/9	9	28	3.1	0	17 / LA Tech
2012	1/1	0	0	0.0	0	0/xx
TOTALS	38/26	32	218	8.3	0	49 / ARKANSAS

BUMPHIS' CAREER PUNT RETURN STATS

YEAR	G/GS	NO.	YDS	AVG.	TD	LP/OPPONENT
2009	12/6	5	45	9.0	0	20 / at Arkansas
2010	12/10	16	137	8.6	0	35 / Memphis
2011	13/9	8	133	16.6	1	82 / LA Tech
2012	1/1	1	-2	-2.0	0	-2 / Jackson State
TOTALS	38/26	30	313	10.4	1	82 / LA TECH

BUMPHIS' 2012 GAME-BY-GAME RECEIVING STATS

DATE	OPPONENT	REC	YARDS	AVG	TD	LONG
9/1/12	JACKSON STATE	1	9	9.0	1	9
9/8/12	AUBURN					
9/15/12	at Troy					
9/22/12	SOUTH ALABAMA					
10/6/12	at Kentucky					
10/13/12	TENNESSEE					
10/20/12	MIDDLE TENN. ST.					
10/27/12	at Alabama					
11/3/12	TEXAS A&M					
11/10/12	at LSU					
11/17/12	ARKANSAS					
11/24/12	at Ole Miss					

BUMPHIS' 2012 GAME-BY-GAME PUNT RETURN STATS

DATE	OPPONENT	NO.	YARDS	TD	LONG
9/1/12	JACKSON STATE	1	-2	0	-2
9/8/12	AUBURN				
9/15/12	at Troy				
9/22/12	SOUTH ALABAMA				
10/6/12	at Kentucky				
10/13/12	TENNESSEE				
10/20/12	MIDDLE TENN. ST.				
10/27/12	at Alabama				
11/3/12	TEXAS A&M				
11/10/12	at LSU				
11/17/12	ARKANSAS				
11/24/12	at Ole Miss				

PLAYER UPDATES



#37 Taveze Calhoun
Freshman • Defensive Back
6-1 • 180
Morton, Miss. (Morton)

CALHOUN'S CAREER HIGHS

Total Tackles – 3, vs. Jackson State (9-1-12)
 Assisted Tackles –
 Solo Tackles – 3, vs. Jackson State (9-1-12)
 Interceptions –
 Long INT Return –
 INT Return TD –
 Pass Breakups –
 Tackles For Loss –
 Sacks –

CALHOUN'S 2012 SEASON HIGHS

Total Tackles – 3, vs. Jackson State (9-1-12)
 Assisted Tackles –
 Solo Tackles – 3, vs. Jackson State (9-1-12)
 Interceptions –
 Long INT Return –
 INT Return TD –
 Pass Breakups –
 Tackles For Loss –
 Sacks –

CALHOUN'S CAREER STATS

YEAR	G/GS	TT	UT	AT	TFL-YDS	SCK-YDS	FF/FR	PBU	INT-YD
2012	1/0	3	3	0	0.0-0	0.0-0	0/0	0	0-0
TOTALS	1/0	3	3	0	0.0-0	0.0-0	0/0	0	0-0

CALHOUN'S 2012 GAME-BY-GAME STATS

DATE	OPPONENT	TT	UT	AT	TFL-YDS	SCK-YDS	FF/FR	PBU	INT-Y
9/1/12	JACKSON STATE	3	3	0	0.0-0	0.0-0	0/0	0	0-0
9/8/12	AUBURN								
9/15/12	at Troy								
9/22/12	SOUTH ALABAMA								
10/6/12	at Kentucky								
10/13/12	TENNESSEE								
10/20/12	MIDDLE TENN. ST.								
10/27/12	at Alabama								
11/3/12	TEXAS A&M								
11/10/12	at LSU								
11/17/12	ARKANSAS								
11/24/12	at Ole Mis								



#74 Dewayne Cherrington
Senior • Defensive Lineman
6-3 • 335
Gwinnett, Ga. (Holmes [Miss.] CC)

CHERRINGTON'S CAREER HIGHS

Total Tackles – 4, vs. UT-Martin (11-5-12)
 Assisted Tackles – 3, vs. UT-Martin (11-5-12)
 Solo Tackles – 2, at Memphis (9-1-11)
 Tackles For Loss – 1.5, vs. UT-Martin (11-5-12)

CHERRINGTON'S 2012 SEASON HIGHS

Total Tackles – 1, vs. Jackson State (9-1-12)
 Assisted Tackles – 1, vs. Jackson State (9-1-12)
 Solo Tackles –
 Tackles For Loss –
 Sacks -

CHERRINGTON'S CAREER STATS

YEAR	G/GS	TT	UT	AT	TFL-YDS	SCK-YDS	FF/FR	PBU	INT-YD
2011	8/0	12	5	7	2.5-2	0.0-0	0/0	0	0-0
2012	1/0	1	0	1	0.0-0	0.0-0	0/0	0	0-0
TOTALS	9/0	13	5	8	2.5-2	0.0-0	0/0	0	0-0

CHERRINGTON'S 2012 GAME-BY-GAME STATS

DATE	OPPONENT	TT	UT	AT	TFL-YDS	SCK-YDS	FF/FR	PBU	INT-Y
9/1/12	JACKSON STATE	1	0	1	0.0-0	0.0-0	0/0	0	0-0
9/8/12	AUBURN								
9/15/12	at Troy								
9/22/12	SOUTH ALABAMA								
10/6/12	at Kentucky								
10/13/12	TENNESSEE								
10/20/12	MIDDLE TENN. ST.								
10/27/12	at Alabama								
11/3/12	TEXAS A&M								
11/10/12	at LSU								
11/17/12	ARKANSAS								
11/24/12	at Ole Miss								

PLAYER UPDATES



#19 Arceto Clark
Senior • Wide Receiver
5-10 • 180
Verona, Miss. (Shannon)

CLARK'S CAREER HIGHS

Receptions – 5, (2x) last vs. UT Martin (11-6-11)
 Receiving Yards – 96, vs. UT Martin (11-6-11)
 Longest Reception – 37, at Memphis (9-1-11)
 Receiving Touchdowns – 2, vs. UT Martin (11-6-11)

CLARK'S 2012 SEASON HIGHS

Receptions – 3, vs. Jackson State (9-1-12)
 Receiving Yards – 35, vs. Jackson State (9-1-12)
 Longest Reception – 16, vs. Jackson State (9-1-12)
 Receiving Touchdowns –

CLARK'S CAREER RECEIVING STATS

YEAR	G/GS	NO.	YDS	AVG.	TD	LP/OPPONENT
2008	5/0	3	11	3.7	0	10 / Kentucky
2010	13/12	25	362	14.5	3	33 / 2X
2011	13/13	30	442	14.7	4	37 / Memphis
2012	1/1	3	35	11.7	0	16 / Jackson State
TOTALS	32/26	61	849	13.9	7	37 / MEMPHIS

CLARK'S 2012 GAME-BY-GAME RECEIVING STATS

DATE	OPPONENT	REC	YARDS	AVG	TD	LONG
9/1/12	JACKSON STATE	3	35	11.7	0	16
9/8/12	AUBURN					
9/15/12	at Troy					
9/22/12	SOUTH ALABAMA					
10/6/12	at Kentucky					
10/13/12	TENNESSEE					
10/20/12	MIDDLE TENN. ST.					
10/27/12	at Alabama					
11/3/12	TEXAS A&M					
11/10/12	at LSU					
11/17/12	ARKANSAS					
11/24/12	at Ole Miss					



#40 Brian Egan
Junior • Kicker
5-11 • 210
Prattville, Ala. (Western Illinois)

EGAN'S CAREER HIGHS

Field Goals Attempted – 1, vs. Alabama (11-12-11)
 Field Goals Made –
 Longest Field Goal –
 Extra Points Attempted –
 Extra Points Made –
 Points Scored –
 Touchbacks - 2, vs. Jackson State (9-1-12)

EGAN'S 2012 SEASON HIGHS

Field Goals Attempted –
 Field Goals Made –
 Longest Field Goal –
 Extra Points Attempted –
 Extra Points Made –
 Points Scored –
 Touchbacks - 2, vs. Jackson State (9-1-12)

EGAN'S CAREER STATS

YEAR	G/GS	PAT/ATT	PCT.	FG/ATT	PCT.	PTS	LONG/OPP
2011	13/0	3/3	1.000	0/1	.000	3	0/x
2012	1/0	0/0	0.0	0/0	.000	0	0/x
TOTALS	14/0	3/3	1.000	0/1	.000	3	0 / X

EGAN'S CAREER FIELD GOAL BREAKDOWN

YEAR	1-19	20-29	30-39	40-49	50+	LG	BLK
2011	0-0	0-1	0-0	0-0	0-0	0	0
2012	0-0	0-0	0-0	0-0	0-0	0	0
TOTAL	0-0	0-1	0-0	0-0	0-0	0	0


EGAN'S 2012 FIELD GOAL BREAKDOWN

DATE	OPPONENT	PAT/ATT	PCT.	FG/ATT	PCT.	PTS	LG
9/1/12	JACKSON STATE						
9/8/12	AUBURN						
9/15/12	at Troy						
9/22/12	SOUTH ALABAMA						
10/6/12	at Kentucky						
10/13/12	TENNESSEE						
10/20/12	MIDDLE TENN. ST.						
10/27/12	at Alabama						
11/3/12	TEXAS A&M						
11/10/12	at LSU						
11/17/12	ARKANSAS						
11/24/12	at Ole Miss						

PLAYER UPDATES

EGAN'S 2012 FIELD GOAL BREAKDOWN

DATE	OPPONENT	1-19	20-29	30-39	40-49	50+	LG	BLK
9/1/12	JACKSON STATE							
9/8/12	AUBURN							
9/15/12	at Troy							
9/22/12	SOUTH ALABAMA							
10/6/12	at Kentucky							
10/13/12	TENNESSEE							
10/20/12	MIDDLE TENN. ST.							
10/27/12	at Alabama							
11/3/12	TEXAS A&M							
11/10/12	at LSU							
11/17/12	ARKANSAS							
11/24/12	at Ole Miss							



#54 Quay Evans
Freshman • Defensive Lineman
6-3 • 300
Morton, Miss. (Morton)

EVANS' CAREER HIGHS

Total Tackles – 2, vs. Jackson State (9-1-12)
 Assisted Tackles – 1, vs. Jackson State (9-1-12)
 Solo Tackles – 1, vs. Jackson State (9-1-12)

EVANS' 2012 SEASON HIGHS

Total Tackles – 2, vs. Jackson State (9-1-12)
 Assisted Tackles – 1, vs. Jackson State (9-1-12)
 Solo Tackles – 1, vs. Jackson State (9-1-12)

EVANS' CAREER STATS

YEAR	G/GS	TT	UT	AT	TFL-YDS	SCK-YDS	FF/FR	PBU	INT-YD
2012	1/0	2	1	1	0.0-0	0.0-0	0/0	0	0-0
TOTALS	1/0	2	1	1	0.0-0	0.0-0	0/0	0	0-0

EVANS' 2012 GAME-BY-GAME STATS

DATE	OPPONENT	TT	UT	AT	TFL-YDS	SCK-YDS	FF/FR	PBU	INT-Y
9/1/12	JACKSON STATE	2	1	1	0.0-0	0.0-0	0/0	0	0-0
9/8/12	AUBURN								
9/15/12	at Troy								
9/22/12	SOUTH ALABAMA								
10/6/12	at Kentucky								
10/13/12	TENNESSEE								
10/20/12	MIDDLE TENN. ST.								
10/27/12	at Alabama								
11/3/12	TEXAS A&M								
11/10/12	at LSU								
11/17/12	ARKANSAS								
11/24/12	at Ole Miss								

PLAYER UPDATES



#92 Kaleb Eulls
Sophomore • Defensive Lineman
6-4 • 280
Yazoo City, Miss. (Yazoo County)

EULLS' CAREER HIGHS

Total Tackles – 6, vs. Alabama (11-12-11)
 Assisted Tackles – 5, vs. Alabama (11-12-11)
 Solo Tackles – 2, (2x) last vs. Ole Miss (11-27-11)
 Sacks - 1.0, vs. LSU (9-15-11)
 Tackles for Loss - 2.0, vs. LSU (9-15-11)

EULLS' 2012 SEASON HIGHS

Total Tackles –
 Assisted Tackles –
 Solo Tackles –
 Sacks -
 Tackles for Loss -

EULLS' CAREER STATS

YEAR	G/GS	TT	UT	AT	TFL-YDS	SCK-YDS	FF/FR	PBU	INT-YD
2011	13/10	30	8	22	3.0-9	1.0-7	0/0	0	0-0
2012	1/1	0	0	0	0.0-0	0.0-0	0/0	0	0-0
TOTALS	14/11	30	8	22	3.0-9	1.0-7	0/0	0	0-0

EULLS' 2012 GAME-BY-GAME STATS

DATE	OPPONENT	TT	UT	AT	TFL-YDS	SCK-YDS	FF/FR	PBU	INT-Y
9/1/12	JACKSON STATE	0	0	0	0.0-0	0.0-0	0/0	0	0-0
9/8/12	AUBURN								
9/15/12	at Troy								
9/22/12	SOUTH ALABAMA								
10/6/12	at Kentucky								
10/13/12	TENNESSEE								
10/20/12	MIDDLE TENN. ST.								
10/27/12	at Alabama								
11/3/12	TEXAS A&M								
11/10/12	at LSU								
11/17/12	ARKANSAS								
11/24/12	at Ole Miss								



#40 Charlie Grandfield
Senior • Kicker
6-1 • 180
Starkville, Miss. (Fork Union Military)

GRANFIELD'S CAREER HIGHS

Field Goals Attempted –
 Field Goals Made –
 Longest Field Goal –
 Extra Points Attempted – 4, vs. Jackson State (9-1-12)
 Extra Points Made – 4, vs. Jackson State (9-1-12)
 Points Scored – 1, vs. Jackson State (9-1-12)

GRANFIELD'S 2012 SEASON HIGHS

Field Goals Attempted –
 Field Goals Made –
 Longest Field Goal –
 Extra Points Attempted – 4, vs. Jackson State (9-1-12)
 Extra Points Made – 4, vs. Jackson State (9-1-12)
 Points Scored – 1, vs. Jackson State (9-1-12)

GRANFIELD'S CAREER STATS

YEAR	G/GS	PAT/ATT	PCT.	FG/ATT	PCT.	PTS	LONG/OPP
2012	1/0	4/4	1.000	0/0	.000	4	0 / X
TOTALS	1/0	4/4	1.000	0/0	.000	4	0 / X

GRANFIELD'S CAREER FIELD GOAL BREAKDOWN

YEAR	1-19	20-29	30-39	40-49	50+	LG	BLK
2012	0-0	0-0	0-0	0-0	0-0	0	0
TOTAL	0-0	0-0	0-0	0-0	0-0	0	0

GRANFIELD'S 2012 FIELD GOAL BREAKDOWN

DATE	OPPONENT	PAT/ATT	PCT.	FG/ATT	PCT.	PTS	LG
9/1/12	JACKSON STATE	4/4	1.000	0/0	.000	4	-
9/8/12	AUBURN						
9/15/12	at Troy						
9/22/12	SOUTH ALABAMA						
10/6/12	at Kentucky						
10/13/12	TENNESSEE						
10/20/12	MIDDLE TENN. ST.						
10/27/12	at Alabama						
11/3/12	TEXAS A&M						
11/10/12	at LSU						
11/17/12	ARKANSAS						
11/24/12	at Ole Miss						

PLAYER UPDATES

GRANFIELD'S 2012 FIELD GOAL BREAKDOWN

DATE	OPPONENT	1-19	20-29	30-39	40-49	50+	LG	BLK
9/1/12	JACKSON STATE							
9/8/12	AUBURN							
9/15/12	at Troy							
9/22/12	SOUTH ALABAMA							
10/6/12	at Kentucky							
10/13/12	TENNESSEE							
10/20/12	MIDDLE TENN. ST.							
10/27/12	at Alabama							
11/3/12	TEXAS A&M							
11/10/12	at LSU							
11/17/12	ARKANSAS							
11/24/12	at Ole Miss							



#32 Marcus Green
Senior • Tight End
6-1 • 240
Scooba, Miss. (Kemper County)

GREEN'S CAREER HIGHS

Receptions – 5, vs. LSU (9-26-09)
 Receiving Yards – 100, vs. LSU (9-26-09)
 Longest Reception – 50, (3x) last at Kentucky (10-29-11)
 Receiving Touchdowns – 1, (5x) last vs. Jackson State (9-1-12)

GREEN'S 2012 SEASON HIGHS

Receptions – 2, vs. Jackson State (9-1-12)
 Receiving Yards – 31, vs. Jackson State (9-1-12)
 Longest Reception – 18, vs. Jackson State (9-1-12)
 Receiving Touchdowns - 1, vs. Jackson State (9-1-12)

GREEN'S CAREER RECEIVING STATS

YEAR	G/GS	NO.	YDS	AVG.	TD	LP/OPPONENT
2008	2/1	1	50	50.0	0	50 / SLU
2009	12/6	27	306	11.3	3	50 / LSU
2010	2/1	3	36	12.0	0	17 / Memphis
2011	13/6	11	188	17.1	1	50 / 2X
2012	1/0	2	31	15.5	1	18 / Jackson State
TOTALS	30/14	44	811	13.9	5	50 / 4X

GREEN'S 2012 GAME-BY-GAME RECEIVING STATS

DATE	OPPONENT	REC	YARDS	AVG	TD	LONG
9/1/12	JACKSON STATE	2	31	15.5	1	18
9/8/12	AUBURN					
9/15/12	at Troy					
9/22/12	SOUTH ALABAMA					
10/6/12	at Kentucky					
10/13/12	TENNESSEE					
10/20/12	MIDDLE TENN. ST.					
10/27/12	at Alabama					
11/3/12	TEXAS A&M					
11/10/12	at LSU					
11/17/12	ARKANSAS					
11/24/12	at Ole Miss					

PLAYER UPDATES



#7 Nick Griffin
Sophomore • Running Back
6-0 • 225
New Augusta, Miss. (Perry Central)

GRIFFIN'S CAREER HIGHS

Carries – 10, vs. UT-Martin (11-5-11)
 Rushing Yards – 80, vs. UT-Martin (11-5-11)
 Rushing Touchdowns – 1, vs. UT-Martin (11-5-11)
 Longest Rush – 34, vs. UT-Martin (11-5-11)
 Receptions – 1, vs. Alabama (11-12-11)
 Receiving Yards – 8, vs. Alabama (11-12-11)
 Longest Reception – 8, vs. Alabama (11-12-11)
 All-Purpose Yards -- 80, vs. UT-Martin (11-5-11)

GRIFFIN'S 2012 SEASON HIGHS

Carries – 5, vs. Jackson State (9-1-12)
 Rushing Yards – 12, vs. Jackson State (9-1-12)
 Longest Rush – 5, vs. Jackson State (9-1-12)

GRIFFIN'S CAREER RUSHING STATS

YEAR	G/GS	NO.	YDS	AVG.	TD	LP/OPPONENT
2011	5/0	16	108	6.8	1	34 / UT-Martin
2012	1/0	5	12	2.4	0	5 / Jackson State
TOTALS	6/0	21	120	5.7	1	34 / UT-MARTIN

GRIFFIN'S 2012 GAME-BY-GAME RUSHING STATS

DATE	OPPONENT	NO.	GAIN	LOSS	NET	AVG.	TD	LP
9/1/12	JACKSON STATE	5	12	0	12	2.4	0	5
9/8/12	AUBURN							
9/15/12	at Troy							
9/22/12	SOUTH ALABAMA							
10/6/12	at Kentucky							
10/13/12	TENNESSEE							
10/20/12	MIDDLE TENN. ST.							
10/27/12	at Alabama							
11/3/12	TEXAS A&M							
11/10/12	at LSU							
11/17/12	ARKANSAS							
11/24/12	at Ole Miss							



#99 John Harris
Redshirt Freshman • Defensive Lineman
6-5 • 235
Boynton Beach, Fla. (Boynton Beach Comm.)

HARRIS' CAREER HIGHS

Total Tackles – 1, vs. Jackson State (9-1-12)
 Assisted Tackles – 1, vs. Jackson State (9-1-12)
 Solo Tackles –

HARRIS' 2012 SEASON HIGHS

Total Tackles – 1, vs. Jackson State (9-1-12)
 Assisted Tackles – 1, vs. Jackson State (9-1-12)
 Solo Tackles –

HARRIS' CAREER STATS

YEAR	G/GS	TT	UT	AT	TFL-YDS	SCK-YDS	FF/FR	PBU	INT-YD
2012	1/0	1	0	1	0.0-0	0.0-0	0/0	0	0-0
TOTALS	1/0	1	0	1	0.0-0	0.0-0	0/0	0	0-0

HARRIS' 2012 GAME-BY-GAME STATS

DATE	OPPONENT	TT	UT	AT	TFL-YDS	SCK-YDS	FF/FR	PBU	INT-Y
9/1/12	JACKSON STATE	1	0	1	0.0-0	0.0-0	0/0	0	0-0
9/8/12	AUBURN								
9/15/12	at Troy								
9/22/12	SOUTH ALABAMA								
10/6/12	at Kentucky								
10/13/12	TENNESSEE								
10/20/12	MIDDLE TENN. ST.								
10/27/12	at Alabama								
11/3/12	TEXAS A&M								
11/10/12	at LSU								
11/17/12	ARKANSAS								
11/24/12	at Ole Miss								

PLAYER UPDATES



#56 Corvell Harrison-Gay
Junior • Defensive Lineman
6-3 • 270
Laurel, Miss. (Northeast Jones)

HARRISON-GAY'S CAREER HIGHS

Total Tackles – 3, at Memphis (9-1-11)
 Assisted Tackles – 2, at Memphis (9-1-11)
 Solo Tackles – 1, at Memphis (9-1-11)

HARRISON-GAY'S 2012 SEASON HIGHS


Total Tackles – 1, vs. Jackson State (9-1-12)
 Assisted Tackles – 1, vs. Jackson State (9-1-12)
 Solo Tackles –

HARRISON-GAY'S CAREER STATS

YEAR	G/GS	TT	UT	AT	TFL-YDS	SCK-YDS	FF/FR	PBU	INT-YD
2011	1/0	3	1	2	0.0-0	0.0-0	0/0	0	0-0
2012	1/0	1	0	1	0.0-0	0.0-0	0/0	0	0-0
TOTALS	1/0	4	1	3	0.0-0	0.0-0	0/0	0	0-0

HARRISON-GAY'S 2012 GAME-BY-GAME STATS

DATE	OPPONENT	TT	UT	AT	TFL-YDS	SCK-YDS	FF/FR	PBU	INT-Y
9/1/12	JACKSON STATE	1	0	1	0.0-0	0.0-0	0/0	0	0-0
9/8/12	AUBURN								
9/15/12	at Troy								
9/22/12	SOUTH ALABAMA								
10/6/12	at Kentucky								
10/13/12	TENNESSEE								
10/20/12	MIDDLE TENN. ST.								
10/27/12	at Alabama								
11/3/12	TEXAS A&M								
11/10/12	at LSU								
11/17/12	ARKANSAS								
11/24/12	at Ole Miss								



#3 Brandon Heavens
Senior • Wide Receiver
5-10 • 175
Bessemer, Ala. (Jess Lanier)

HEAVENS' CAREER HIGHS

Receptions – 5, vs. Memphis (9-4-10)
 Receiving Yards – 112, vs. Memphis (9-4-10)
 Longest Reception – 40, vs. UAB (10-23-10)
 Receiving Touchdowns – 2, vs. Memphis (9-4-10)
 Rushes – 3, vs. Vanderbilt (9-19-10)
 Rushing Yards – 14, vs. Jackson State (9-5-09)

HEAVENS' 2012 SEASON HIGHS

Receptions –
 Receiving Yards –
 Longest Reception –
 Receiving Touchdowns –

HEAVENS' CAREER RECEIVING STATS

YEAR	G/GS	NO.	YDS	AVG.	TD	LP/OPPONENT
2009	12/1	7	36	5.1	0	14 / Houston
2010	13/3	22	316	14.4	2	40/UAB
2011	13/0	10	114	11.4	1	25 / Memphis
2012	1/0	0	0	0.0	0	0/x
TOTALS	38/4	39	466	10.3	3	40 / UAB

HEAVENS' 2012 GAME-BY-GAME RECEIVING STATS

DATE	OPPONENT	REC	YARDS	AVG	TD	LONG
9/1/12	JACKSON STATE	0	0	0	0	-
9/8/12	AUBURN					
9/15/12	at Troy					
9/22/12	SOUTH ALABAMA					
10/6/12	at Kentucky					
10/13/12	TENNESSEE					
10/20/12	MIDDLE TENN. ST.					
10/27/12	at Alabama					
11/3/12	TEXAS A&M					
11/10/12	at LSU					
11/17/12	ARKANSAS					
11/24/12	at Ole Miss					

PLAYER UPDATES



#18 Brandon Hill
Sophomore • Tight End
6-2 • 235
Columbus, Miss. (West Lowndes)

HILL'S CAREER HIGHS

Receptions – 2, vs. Jackson State (9-1-12)
 Receiving Yards – 27, vs. Jackson State (9-1-12)
 Longest Reception – 19, vs. Jackson State (9-1-12)

HILL'S 2012 SEASON HIGHS

Receptions – 2, vs. Jackson State (9-1-12)
 Receiving Yards – 27, vs. Jackson State (9-1-12)
 Longest Reception – 19, vs. Jackson State (9-1-12)

HILL'S CAREER RECEIVING STATS

YEAR	G/GS	NO.	YDS	AVG.	TD	LP/OPPONENT
2011	13/0	1	3	3.0	0	3 / Auburn
2012	1/0	2	27	13.5	0	19 / Jackson State
TOTALS	14/0	3	30	10.0	0	19 / JACKSON STATE

HILL'S 2012 GAME-BY-GAME RECEIVING STATS

DATE	OPPONENT	REC	YARDS	AVG	TD	LONG
9/1/12	JACKSON STATE	2	27	13.5	0	19
9/8/12	AUBURN					
9/15/12	at Troy					
9/22/12	SOUTH ALABAMA					
10/6/12	at Kentucky					
10/13/12	TENNESSEE					
10/20/12	MIDDLE TENN. ST.					
10/27/12	at Alabama					
11/3/12	TEXAS A&M					
11/10/12	at LSU					
11/17/12	ARKANSAS					
11/24/12	at Ole Miss					



#12 Chris Hughes
Junior • Defensive Linebacker
6-1 • 225
Mobile, Ala. (Davidson)

HUGHES' CAREER HIGHS

Total Tackles – 5, vs. Jackson State (9-1-12)
 Assisted Tackles – 3, vs. Jackson State (9-1-12)
 Solo Tackles – 2, (3x) last vs. Jackson State (9-1-12)
 Tackles For Loss – 1.0, (2x) last vs. Jackson State (9-1-12)
 Forced Fumble - 1, at Alabama (11-13-10)
 Fumble Recovery - 1, (2x) last vs. Jackson State (9-1-12)

HUGHES' 2012 SEASON HIGHS

Total Tackles – 5, vs. Jackson State (9-1-12)
 Assisted Tackles – 3, vs. Jackson State (9-1-12)
 Solo Tackles – 2, vs. Jackson State (9-1-12)
 Tackles For Loss – 1.0, vs. Jackson State (9-1-12)
 Fumble Recovery – 1, vs. Jackson State (9-1-12)

HUGHES' CAREER STATS

YEAR	G/GS	TT	UT	AT	TFL-YDS	SCK-YDS	FF/FR	PBU	INT-YD
2010	11/0	13	8	5	1.0-1	0.0-0	1/0	0	0-0
2011	5/0	1	1	0	0.0/0	0.0-0	0/1	0	0-0
2012	1/0	5	2	3	1.0/3	0.0-0	0/1	0	0-0
TOTALS	17/0	19	11	8	2.0-4	0.0-0	1/2	0	0-0

HUGHES' 2012 GAME-BY-GAME STATS

DATE	OPPONENT	TT	UT	AT	TFL-YDS	SCK-YDS	FF/FR	PB	INT-Y
9/1/12	JACKSON STATE	5	2	3	1.0-3	0.0-0	0/1	0	0-0
9/8/12	AUBURN								
9/15/12	at Troy								
9/22/12	SOUTH ALABAMA								
10/6/12	at Kentucky								
10/13/12	TENNESSEE								
10/20/12	MIDDLE TENN. ST.								
10/27/12	at Alabama								
11/3/12	TEXAS A&M								
11/10/12	at LSU								
11/17/12	ARKANSAS								
11/24/12	at Ole Miss								

PLAYER UPDATES



#30 Jay Hughes
Sophomore • Defensive Back
5-11 • 190
Hattiesburg, Miss. (Oak Grove)

HUGHES' CAREER HIGHS

Total Tackles – 4, vs. UT Martin (11-6-11)
 Assisted Tackles – 1, (2x) last vs. La. Tech (9-24-11)
 Solo Tackles – 4, vs. UT Martin (11-6-11)
 Pass Breakups - 1, vs. UT Martin (11-6-11)

HUGHES' 2012 SEASON HIGHS

Total Tackles –
 Assisted Tackles –
 Solo Tackles –
 Pass Breakups -

HUGHES' CAREER STATS

YEAR	G/GS	TT	UT	AT	TFL-YDS	SCK-YDS	FF/FR	PBU	INT-YD
2011	13/0	11	9	2	0.0-0	0.0-0	0/0	1	0-0
2012	1/0	0	0	0	0.0-0	0.0-0	0/0	0	0-0
TOTALS	14/0	11	9	2	0.0-0	0.0-0	0/0	1	0-0

HUGHES' 2012 GAME-BY-GAME STATS

DATE	OPPONENT	TT	UT	AT	TFL-YDS	SCK-YDS	FF/FR	PB	INT-Y
9/1/12	JACKSON STATE	0	0	0	0.0-0	0.0-0	0/0	0	0-0
9/8/12	AUBURN								
9/15/12	at Troy								
9/22/12	SOUTH ALABAMA								
10/6/12	at Kentucky								
10/13/12	TENNESSEE								
10/20/12	MIDDLE TENN. ST.								
10/27/12	at Alabama								
11/3/12	TEXAS A&M								
11/10/12	at LSU								
11/17/12	ARKANSAS								
11/24/12	at Ole Miss								



#88 Nick James
Freshman • Defensive Lineman
6-4 • 330
Long Beach, Miss. (Long Beach)

JAMES' CAREER HIGHS

Total Tackles –
 Assisted Tackles –
 Solo Tackles –

JAMES' 2012 SEASON HIGHS

Total Tackles –
 Assisted Tackles –
 Solo Tackles –

JAMES' CAREER STATS

YEAR	G/GS	TT	UT	AT	TFL-YDS	SCK-YDS	FF/FR	PBU	INT-YD
2012	1/0	0	0	0	0.0-0	0.0-0	0/0	0	0-0
TOTALS	1/0	0	0	0	0.0-0	0.0-0	0/0	0	0-0

JAMES' 2012 GAME-BY-GAME STATS

DATE	OPPONENT	TT	UT	AT	TFL-YDS	SCK-YDS	FF/FR	PBU	INT-Y
9/1/12	JACKSON STATE	0	0	0	0.0-0	0.0-0	0/0	0	0-0
9/8/12	AUBURN								
9/15/12	at Troy								
9/22/12	SOUTH ALABAMA								
10/6/12	at Kentucky								
10/13/12	TENNESSEE								
10/20/12	MIDDLE TENN. ST.								
10/27/12	at Alabama								
11/3/12	TEXAS A&M								
11/10/12	at LSU								
11/17/12	ARKANSAS								
11/24/12	at Ole Miss								

PLAYER UPDATES



#14 Cedric Jiles
Freshman • Defensive Back
5-10 • 170
Clinton, Miss. (Clinton)

JILES' CAREER HIGHS

Total Tackles – 3, vs. Jackson State (9-1-12)
 Assisted Tackles – 1, vs. Jackson State (9-1-12)
 Solo Tackles – 2, vs. Jackson State (9-1-12)
 Pass Breakups - 1, vs. Jackson State (9-1-12)

JILES' 2012 SEASON HIGHS


Total Tackles – 3, vs. Jackson State (9-1-12)
 Assisted Tackles – 1, vs. Jackson State (9-1-12)
 Solo Tackles – 2, vs. Jackson State (9-1-12)
 Pass Breakups - 1, vs. Jackson State (9-1-12)

JILES' CAREER STATS

YEAR	G/GS	TT	UT	AT	TFL-YDS	SCK-YDS	FF/FR	PBU	INT-YD
2012	1/0	3	2	1	0.0-0	0.0-0	0/0	1	0-0
TOTALS	1/0	3	2	1	0.0-0	0.0-0	0/0	1	0-0

JILES' 2012 GAME-BY-GAME STATS

DATE	OPPONENT	TT	UT	AT	TFL-YDS	SCK-YDS	FF/FR	PBU	INT-Y
9/1/12	JACKSON STATE	3	2	1	0.0-0	0.0-0	0/0	1	0-0
9/8/12	AUBURN								
9/15/12	at Troy								
9/22/12	SOUTH ALABAMA								
10/6/12	at Kentucky								
10/13/12	TENNESSEE								
10/20/12	MIDDLE TENN. ST.								
10/27/12	at Alabama								
11/3/12	TEXAS A&M								
11/10/12	at LSU								
11/17/12	ARKANSAS								
11/24/12	at Ole Miss								



#81 Robert Johnson
Sophomore • Wide Receiver
6-1 • 220
Hattiesburg, Miss. (Oak Grove)

JOHNSON'S CAREER HIGHS

Receptions – 3, at Arkansas (11-19-11)
 Receiving Yards – 22, at Arkansas (11-19-11)
 Longest Reception – 20, vs. UT Martin (11-5-11)
 Rushes – 1, (2x) last vs. UT Martin (11-5-11)
 Rushing Yards – 7, vs. UT Martin (11-5-11)

JOHNSON'S 2012 SEASON HIGHS

Receptions – 1, vs. Jackson State (9-1-12)
 Receiving Yards – 7, vs. Jackson State (9-1-12)
 Longest Reception – 7, vs. Jackson State (9-1-12)

JOHNSON'S CAREER RECEIVING STATS

YEAR	G/GS	NO.	YDS	AVG.	TD	LP/OPPONENT
2011	7/0	4	42	10.5	0	20 / UT Martin
2012	1/0	1	7	7.0	0	7 / Jackson State
TOTALS	8/0	5	49	9.8	3	20 / UT MARTIN

JOHNSON'S 2012 GAME-BY-GAME RECEIVING STATS

DATE	OPPONENT	REC	YARDS	AVG	TD	LONG
9/1/12	JACKSON STATE	1	7	7.0	0	7
9/8/12	AUBURN					
9/15/12	at Troy					
9/22/12	SOUTH ALABAMA					
10/6/12	at Kentucky					
10/13/12	TENNESSEE					
10/20/12	MIDDLE TENN. ST.					
10/27/12	at Alabama					
11/3/12	TEXAS A&M					
11/10/12	at LSU					
11/17/12	ARKANSAS					
11/24/12	at Ole Miss					

PLAYER UPDATES



#60 Devin Jones
Senior • Defensive Lineman
6-1 • 260
Olive Branch, Miss. (Desoto Central)

JONES' CAREER HIGHS

Total Tackles – 4, (2x) last vs. Kentucky (10-30-10)
 Assisted Tackles – 3, (3x) last vs. UT Martin (11-6-11)
 Solo Tackles – 2, (3x) last vs. Georgia (9-25-10)
 Tackles For Loss – 1.5, at Kentucky (10-31-09)
 Sacks – 1.5, at Kentucky (10-31-09)
 Forced Fumble - 1, at Memphis (9-1-11)

JONES' 2012 SEASON HIGHS

Total Tackles –
 Assisted Tackles –
 Solo Tackles –
 Tackles For Loss -
 Forced Fumble -

JONES' CAREER STATS

YEAR	G/GS	TT	UT	AT	TFL-YDS	SCK-YDS	FF/FR	PBU	INT-YD
2009	12/0	14	6	8	3.5-15	2.5-11	0/0	0	0-0
2010	13/1	14	6	8	3.0-10	1.0-6	0/0	0	0-0
2011	12/1	10	3	7	1.5-2	0.0-0	1/0	0	0-0
2012	1/0	0	0	0	0.0-0	0.0-0	0/0	0	0-0
TOTALS	38/2	38	15	23	8.0-27	3.5-17	1/0	0	0-0

JONES' 2012 GAME-BY-GAME STATS

DATE	OPPONENT	TT	UT	AT	TFL-YDS	SCK-YDS	FF/FR	PB	INT-Y
9/1/12	JACKSON STATE	0	0	0	0.0-0	0.0-0	0/0	0	0-0
9/8/12	AUBURN								
9/15/12	at Troy								
9/22/12	SOUTH ALABAMA								
10/6/12	at Kentucky								
10/13/12	TENNESSEE								
10/20/12	MIDDLE TENN. ST.								
10/27/12	at Alabama								
11/3/12	TEXAS A&M								
11/10/12	at LSU								
11/17/12	ARKANSAS								
11/24/12	at Ole Miss								



#93 P.J. Jones
Sophomore • Defensive Lineman
6-3 • 280
Tupelo, Miss. (Tupelo)

JONES' CAREER HIGHS

Total Tackles – 4, at Memphis (9-1-11)
 Assisted Tackles – 3, (2x) last vs. UT-Martin (11-5-11)
 Solo Tackles - 1, (2x) last vs. Alabama (11-12-11)
 Fumble Recoveries -- 1, at Memphis (9-1-11)
 Pass Breakups -- 1, at Memphis (9-1-11)

JONES' 2012 SEASON HIGHS

Total Tackles –
 Assisted Tackles –
 Solo Tackles -
 Tackles For Loss -

JONES' CAREER STATS

YEAR	G/GS	TT	UT	AT	TFL-YDS	SCK-YDS	FF/FR	PBU	INT-YD
2011	12/1	9	2	7	0.0-0	0.0-0	0/1	1	0-0
2012	0/0	0	0	0	0.0-0	0.0-0	0/0	0	0-0
TOTALS	12/1	9	2	7	0.0-0	0.0-0	0/1	1	0-0

JONES' 2012 GAME-BY-GAME STATS

DATE	OPPONENT	TT	UT	AT	TFL-YDS	SCK-YDS	FF/FR	PB	INT-Y
9/1/12	JACKSON STATE								DID NOT PLAY
9/8/12	AUBURN								
9/15/12	at Troy								
9/22/12	SOUTH ALABAMA								
10/6/12	at Kentucky								
10/13/12	TENNESSEE								
10/20/12	MIDDLE TENN. ST.								
10/27/12	at Alabama								
11/3/12	TEXAS A&M								
11/10/12	at LSU								
11/17/12	ARKANSAS								
11/24/12	at Ole Miss								

PLAYER UPDATES



#10 Cameron Lawrence
Senior • Linebacker
6-3 • 230
Coldwater, Miss. (Magnolia Heights)

LAWRENCE'S CAREER HIGHS

Total Tackles – 14, (2x) last vs. Ole Miss (11-27-11)
 Assisted Tackles – 12, vs. Alabama (11-12-11)
 Solo Tackles – 12, at Auburn (9-10-11)
 Tackles For Loss – 3.5, at Auburn (9-10-11)
 Sacks – 1.0, (3x) last vs. Ole Miss (11-27-11)
 Pass Breakups - 2, vs. LSU (9-15-11)
 Interceptions - 1, (2x) last vs. Alabama (11-12-11)
 Long INT Return - 31, vs. Alabama (11-12-11)

LAWRENCE'S 2012 SEASON HIGHS

Total Tackles – 3, vs. Jackson State (9-1-12)
 Assisted Tackles – 3, vs. Jackson State (9-1-12)
 Solo Tackles –
 Tackles For Loss –
 Sacks –

LAWRENCE'S CAREER STATS

YEAR	G/GS	TT	UT	AT	TFL-YDS	SCK-YDS	FF/FR	PBU	INT-YD
2009	12/0	14	5	9	0.0-0	0.0-0	0/0	0	0-0
2010	11/0	34	20	14	2.0-5	1.0-2	1/0	0	0-0
2011	13/10	123	50	73	6.0-25	2.0-17	2/1	5	2-37
2012	1/1	3	0	3	0.0-0	0.0-0	0/0	0	0-0
TOTALS	37/11	174	75	99	8.0-30	3.0-19	3/1	5	2-37

LAWRENCE'S 2012 GAME-BY-GAME STATS

DATE	OPPONENT	TT	UT	AT	TFL-YDS	SCK-YDS	FF/FR	PB	INT-Y
9/1/12	JACKSON STATE	3	0	3	0.0-0	0.0-0	0/0	0	0-0
9/8/12	AUBURN								
9/15/12	at Troy								
9/22/12	SOUTH ALABAMA								
10/6/12	at Kentucky								
10/13/12	TENNESSEE								
10/20/12	MIDDLE TENN. ST.								
10/27/12	at Alabama								
11/3/12	TEXAS A&M								
11/10/12	at LSU								
11/17/12	ARKANSAS								
11/24/12	at Ole Miss								



#16 Jameon Lewis
Freshman • Wide Receiver
5-9 • 185
Tylertown, Miss. (Tylertown)

LEWIS' CAREER HIGHS

Receptions – 4, at Memphis (9-1-11)
 Receiving Yards – 113, at Memphis (9-1-11)
 Receiving Touchdowns – 1, at Memphis (9-1-11)
 Rushes – 3, (2x) last vs. UT Martin (11-6-11)
 Rushing Yards – 32, vs. LA Tech (9-24-11)
 Rushing Touchdowns – 1, at Memphis (9-1-11)
 Kick Returns – 3, (2x) last vs. Wake Forest (12-30-11)
 Kick Return Yards – 93, vs. Wake Forest (12-30-11)
 Longest Kick Return – 50, vs. Wake Forest (12-30-11)
 Punt Returns – 3, at Memphis (9-1-11)
 Punt Return Yards – 10, at Memphis (9-1-11)
 Longest Punt Return – 17, at Memphis (9-1-11)
 All-Purpose Yards – 152, at Memphis (9-1-11)

LEWIS' 2012 SEASON HIGHS

Receptions – 3, vs. Jackson State (9-1-12)
 Receiving Yards – 32, vs. Jackson State (9-1-12)
 Receiving Touchdowns –
 Rushes – 2, vs. Jackson State (9-1-12)
 Rushing Yards – 11, vs. Jackson State (9-1-12)
 Rushing Touchdowns –
 Kick Returns – 1, vs. Jackson State (9-1-12)
 Kick Return Yards – 19, vs. Jackson State (9-1-12)
 Longest Kick Return – 19, vs. Jackson State (9-1-12)
 Punt Returns –
 Punt Return Yards –
 Longest Punt Return –
 All-Purpose Yards – 62, vs. Jackson State (9-1-12)

LEWIS' CAREER RECEIVING STATS

YEAR	G/GS	NO.	YDS	AVG.	TD	LP/OPPONENT
2011	13/0	7	143	13.0	1	80 / Memphis
2012	1/0	3	32	10.7	0	17 / Jackson State
TOTALS	14/0	10	175	17.5	1	80 / MEMPHIS

LEWIS' CAREER RUSHING STATS

YEAR	G/GS	NO.	YDS	AVG.	TD	LP/OPPONENT
2011	13/0	11	86	8.0	1	23 / LA Tech
2012	1/0	2	11	5.5	0	8 / Jackson State
TOTALS	14/0	13	97	7.5	1	23 / LA TECH

LEWIS' CAREER PUNT RETURN STATS

YEAR	G/GS	NO.	YDS	AVG.	TD	LP/OPPONENT
2011	13/0	3	10	3.3	0	17 / Memphis
2012	1/0	0	0	0.0	0	0/x
TOTALS	14/0	3	10	3.3	0	17 / MEMPHIS

PLAYER UPDATES

LEWIS' CAREER KICK RETURN STATS

YEAR	G/GS	NO.	YDS	AVG.	TD	LP/OPPONENT
2011	13/0	21	386	18.4	0	50 / Wake Forest
2012	1/0	2	20	10.0	0	20 / Jackson State
TOTALS	14/0	23	406	17.7	0	50 / WAKE FOREST

LEWIS' 2012 GAME-BY-GAME RECEIVING STATS

DATE	OPPONENT	REC	YARDS	AVG	TD	LONG
9/1/12	JACKSON STATE	3	32	10.7	0	17
9/8/12	AUBURN					
9/15/12	at Troy					
9/22/12	SOUTH ALABAMA					
10/6/12	at Kentucky					
10/13/12	TENNESSEE					
10/20/12	MIDDLE TENN. ST.					
10/27/12	at Alabama					
11/3/12	TEXAS A&M					
11/10/12	at LSU					
11/17/12	ARKANSAS					
11/24/12	at Ole Miss					

LEWIS' 2012 GAME-BY-GAME RUSHING STATS

DATE	OPPONENT	NO.	GAIN	LOSS	NET	AVG.	TD	LP
9/1/12	JACKSON STATE	2	11	0	11	5.5	0	8
9/8/12	AUBURN							
9/15/12	at Troy							
9/22/12	SOUTH ALABAMA							
10/6/12	at Kentucky							
10/13/12	TENNESSEE							
10/20/12	MIDDLE TENN. ST.							
10/27/12	at Alabama							
11/3/12	TEXAS A&M							
11/10/12	at LSU							
11/17/12	ARKANSAS							
11/24/12	at Ole Miss							

LEWIS' 2012 GAME-BY-GAME KICK RETURN STATS

DATE	OPPONENT	NO	YARDS	TD	LONG
9/1/12	JACKSON STATE	2	20	0	20
9/8/12	AUBURN				
9/15/12	at Troy				
9/22/12	SOUTH ALABAMA				
10/6/12	at Kentucky				
10/13/12	TENNESSEE				
10/20/12	MIDDLE TENN. ST.				
10/27/12	at Alabama				
11/3/12	TEXAS A&M				
11/10/12	at LSU				
11/17/12	ARKANSAS				
11/24/12	at Ole Miss				



#24 Jamerson Love
Sophomore • Defensive Back
5-10 • 175
Aberdeen, Miss. (Aberdeen)

LOVE'S CAREER HIGHS

Total Tackles – 4, (2x) last vs. UT-Martin (11-5-11)
 Assisted Tackles – 2, (2x) last vs. UT-Martin (11-5-11)
 Solo Tackles – 3, (2x) last at Kentucky (10-29-11)
 Tackles For Loss – 2.0, at Memphis (9-1-11)
 Pass Breakups -- 1, vs. UT-Martin (11-5-11)

LOVE'S 2012 SEASON HIGHS

Total Tackles –
 Assisted Tackles –
 Solo Tackles -
 Tackles For Loss -

LOVE'S CAREER STATS

YEAR	G/GS	TT	UT	AT	TFL-YDS	SCK-YDS	FF/FR	PBU	INT-YD
2011	13/0	18	12	6	2.0-3	0.0-0	0/0	1	0-0
2012	0/0	0	0	0	0.0-0	0.0-0	0/0	0	0-0
TOTALS	13/0	18	12	6	2.0-3	0.0-0	0/0	1	0-0

LOVE'S 2012 GAME-BY-GAME STATS

DATE	OPPONENT	TT	UT	AT	TFL-YDS	SCK-YDS	FF/FR	PB	INT-Y
9/1/12	JACKSON STATE				DID NOT PLAY				
9/8/12	AUBURN								
9/15/12	at Troy								
9/22/12	SOUTH ALABAMA								
10/6/12	at Kentucky								
10/13/12	TENNESSEE								
10/20/12	MIDDLE TENN. ST.								
10/27/12	at Alabama								
11/3/12	TEXAS A&M								
11/10/12	at LSU								
11/17/12	ARKANSAS								
11/24/12	at Ole Miss								

PLAYER UPDATES



#46 Kendrick Market
Redshirt Freshman • Defensive Back
5-10 • 190
Batesville, Miss. (South Panola)

MARKET'S CAREER HIGHS

Total Tackles – 2, vs. Jackson State (9-1-12)
 Assisted Tackles –
 Solo Tackles -2, vs. Jackson State (9-1-12)
 Tackles For Loss -

MARKET'S 2012 SEASON HIGHS


Total Tackles – 2, vs. Jackson State (9-1-12)
 Assisted Tackles –
 Solo Tackles -2, vs. Jackson State (9-1-12)
 Tackles For Loss -

MARKET'S CAREER STATS

YEAR	G/GS	TT	UT	AT	TFL-YDS	SCK-YDS	FF/FR	PBU	INT-YD
2012	1/0	2	2	0	0.0-0	0.0-0	0/0	0	0-0
TOTALS	1/0	2	2	0	0.0-0	0.0-0	0/0	0	0-0

MARKET'S 2012 GAME-BY-GAME STATS

DATE	OPPONENT	TT	UT	AT	TFL-YDS	SCK-YDS	FF/FR	PB	INT-Y
9/1/12	JACKSON STATE	2	2	0	0.0-0	0.0-0	0/0	0	0-0
9/8/12	AUBURN								
9/15/12	at Troy								
9/22/12	SOUTH ALABAMA								
10/6/12	at Kentucky								
10/13/12	TENNESSEE								
10/20/12	MIDDLE TENN. ST.								
10/27/12	at Alabama								
11/3/12	TEXAS A&M								
11/10/12	at LSU								
11/17/12	ARKANSAS								
11/24/12	at Ole Miss								



#96 Shane McCardell
Senior • Defensive Lineman
6-5 • 260
Beaumont, Texas (West Brook)

MCCARDELL'S CAREER HIGHS

Total Tackles – 4, vs. UT Martin (11-6-11)
 Assisted Tackles – 4, vs. UT Martin (11-6-11)
 Solo Tackles – 1, (5x) last vs. South Carolina (10-15-11)
 Tackles For Loss – 1.0, (2x) last at Georgia (10-1-11)
 Sacks – 1.0, (2x) last at Georgia (10-1-11)
 Forced Fumble - 1, at Georgia (10-1-11)
 Fumble Recovery - 1, at Georgia (10-1-11)
 Pass Breakups - 1, (2x) last at Arkansas (11-19-11)

MCCARDELL'S 2012 SEASON HIGHS

Total Tackles –
 Assisted Tackles -
 Solo Tackles –
 Tackles For Loss -
 Sacks -
 Forced Fumble -
 Fumble Recovery –
 Pass Breakups -

MCCARDELL'S CAREER STATS

YEAR	G/GS	TT	UT	AT	TFL-YDS	SCK-YDS	FF/FR	PBU	INT-YD
2009	9/0	1	0	1	0.0-0	0.0-0	0/0	0	0-0
2010	8/0	4	2	2	2.0-13	2.0-13	0/0	1	0-0
2011	13/0	12	3	9	1.0-8	1.0-8	1/1	1	0-0
2012	1/1	0	0	0	0.0-0	0.0-0	0/0	0	0-0
TOTALS	31/1	17	5	12	3.0-21	3.0-21	1/1	2	0-0

MCCARDELL'S 2012 GAME-BY-GAME STATS

DATE	OPPONENT	TT	UT	AT	TFL-YDS	SCK-YDS	FF/FR	PBU	INT-Y
9/1/12	JACKSON STATE	0	0	0	0.0-0	0.0-0	0/0	0	0-0
9/8/12	AUBURN								
9/15/12	at Troy								
9/22/12	SOUTH ALABAMA								
10/6/12	at Kentucky								
10/13/12	TENNESSEE								
10/20/12	MIDDLE TENN. ST.								
10/27/12	at Alabama								
11/3/12	TEXAS A&M								
11/10/12	at LSU								
11/17/12	ARKANSAS								
11/24/12	at Ole Miss								

PLAYER UPDATES



#50 Benardrick McKinney
Freshman • Linebacker
6-5 • 235
Tunica, Miss. (Rosa Fort)

MCKINNEY'S CAREER HIGHS

Total Tackles – 4, vs. Jackson State (9-1-12)
 Assisted Tackles – 1, vs. Jackson State (9-1-12)
 Solo Tackles – 3, vs. Jackson State (9-1-12)
 Pass Breakups -
 Tackles For Loss -
 Sackes -

MCKINNEY'S 2012 SEASON HIGHS

Total Tackles – 4, vs. Jackson State (9-1-12)
 Assisted Tackles – 1, vs. Jackson State (9-1-12)
 Solo Tackles – 3, vs. Jackson State (9-1-12)
 Pass Breakups -
 Tackles For Loss -
 Sackes -

MCKINNEY'S CAREER STATS

YEAR	G/GS	TT	UT	AT	TFL-YDS	SCK-YDS	FF/FR	PBU	INT-YD
2012	1/1	4	1	3	0.0-0	0.0-0	0/0	0	0-0
TOTALS	1/1	4	1	3	0.0-0	0.0-0	0/0	0	0-0

MCKINNEY'S 2012 GAME-BY-GAME STATS

DATE	OPPONENT	TT	UT	AT	TFL-YDS	SCK-YDS	FF/FR	PB	INT-Y
9/1/12	JACKSON STATE	4	1	3	0.0-0	0.0-0	0/0	0	0-0
9/8/12	AUBURN								
9/15/12	at Troy								
9/22/12	SOUTH ALABAMA								
10/6/12	at Kentucky								
10/13/12	TENNESSEE								
10/20/12	MIDDLE TENN. ST.								
10/27/12	at Alabama								
11/3/12	TEXAS A&M								
11/10/12	at LSU								
11/17/12	ARKANSAS								
11/24/12	at Ole Miss								



#28 Derrick Milton
Redshirt Freshman • Running Back
6-0 • 205
Pineville, La. (Hargrave [Va.] Military)

MILTON'S CAREER HIGHS

Carries – 8, vs. Jackson State (9-1-12)
 Rushing Yards – 58, vs. Jackson State (9-1-12)
 Longest Rush – 24, vs. Jackson State (9-1-12)
 Receptions -
 Receiving Yards -
 Longest Receptions -
 All-Purpose Yards - 65, vs. Jackson State (9-1-12)

MILTON'S 2012 SEASON HIGHS

Carries – 8, vs. Jackson State (9-1-12)
 Rushing Yards – 58, vs. Jackson State (9-1-12)
 Longest Rush – 24, vs. Jackson State (9-1-12)
 Receptions -
 Receiving Yards -
 Longest Receptions -
 All-Purpose Yards - 65, vs. Jackson State (9-1-12)

MILTON'S CAREER RUSHING STATS

YEAR	G/GS	NO.	YDS	AVG.	TD	LP/OPPONENT
2012	1/0	8	65	8.1	1	24 / Jackson State
TOTALS	1/0	8	65	8.1	1	24 / Jackson State

MILTON'S CAREER RECEIVING STATS

YEAR	G/GS	NO.	YDS	AVG.	TD	LP/OPPONENT
2012	1/0	0	0	0	0	XX / XX
TOTALS	1/0	0	0	0	0	XX / XX

MILTON'S 2012 GAME-BY-GAME RUSHING STATS

DATE	OPPONENT	NO.	GAIN	LOSS	NET	AVG.	TD	LP
9/1/12	JACKSON STATE	8	65	0	65	8.1	0	24
9/8/12	AUBURN							
9/15/12	at Troy							
9/22/12	SOUTH ALABAMA							
10/6/12	at Kentucky							
10/13/12	TENNESSEE							
10/20/12	MIDDLE TENN. ST.							
10/27/12	at Alabama							
11/3/12	TEXAS A&M							
11/10/12	at LSU							
11/17/12	ARKANSAS							
11/24/12	at Ole Miss							

MILTON'S 2012 GAME-BY-GAME RECEIVING STATS

DATE	OPPONENT	REC	YARDS	AVG	TD	LONG
9/1/12	JACKSON STATE	0	0	0.0	0	-
9/8/12	AUBURN					
9/15/12	at Troy					
9/22/12	SOUTH ALABAMA					
10/6/12	at Kentucky					
10/13/12	TENNESSEE					
10/20/12	MIDDLE TENN. ST.					
10/27/12	at Alabama					
11/3/12	TEXAS A&M					
11/10/12	at LSU					
11/17/12	ARKANSAS					
11/24/12	at Ole Miss					

PLAYER UPDATES



#16 Joe Morrow
Redshirt Freshman • Wide Receiver
6-4 • 205
Ocean Springs, Miss. (Ocean Springs)

MORROWS' CAREER HIGHS

Receptions – 2, vs. Jackson State (9-1-12)
 Receiving Yards – 24, vs. Jackson State (9-1-12)
 Receiving Touchdowns -
 Longest Reception – 17, vs. Jackson State (9-1-12)

MORROW'S 2012 SEASON HIGHS

Receptions – 2, vs. Jackson State (9-1-12)
 Receiving Yards – 24, vs. Jackson State (9-1-12)
 Receiving Touchdowns -
 Longest Reception – 17, vs. Jackson State (9-1-12)

MORROW'S CAREER RECEIVING STATS

YEAR	G/GS	NO.	YDS	AVG.	TD	LP/OPPONENT
2012	1/0	2	24	12.0	0	17 / Jackson State
TOTALS	1/0	2	24	12.0	0	17 / Jackson State

MORROW'S 2012 GAME-BY-GAME RECEIVING STATS

DATE	OPPONENT	REC	YARDS	AVG	TD	LONG
9/1/12	JACKSON STATE	2	24	12.0	0	17
9/8/12	AUBURN					
9/15/12	at Troy					
9/22/12	SOUTH ALABAMA					
10/6/12	at Kentucky					
10/13/12	TENNESSEE					
10/20/12	MIDDLE TENN. ST.					
10/27/12	at Alabama					
11/3/12	TEXAS A&M					
11/10/12	at LSU					
11/17/12	ARKANSAS					
11/24/12	at Ole Miss					



#27 LaDarius Perkins
Sophomore • Running Back
5-10 • 185
Greenville, Miss. (St. Joseph)

PERKINS' CAREER HIGHS

Carries – 18, vs. UAB (10-23-10)
 Rushing Yards – 131, vs. UAB (10-23-10)
 Rushing Touchdowns – 2, vs. Jackson State (9-1-12)
 Longest Rush – 51, vs. UAB (10-23-10)
 Receptions – 3, (3x) last vs. Ole Miss (11-17-11)
 Receiving Yards – 140, at Ole Miss (11-27-10)
 Receiving Touchdowns – 2, at Ole Miss (11-27-10)
 Longest Reception – 79, vs. Michigan (1-1-11)
 Kickoff Return Yards - 125, vs. Alabama (11-12-11)
 Longest Kickoff Return - 68, vs. Alabama (11-12-11)
 All-Purpose Yards – 319, at Ole Miss (11-27-10)

PERKINS' 2012 SEASON HIGHS

Carries –9, vs. Jackson State (9-1-12)
 Rushing Yards – 58, vs. Jackson State (9-1-12)
 Longest Rush – 11, vs. Jackson State (9-1-12)
 Rushing Touchdowns - 2, vs. Jackson State (9-1-12)
 Receptions -
 Receiving Yards -
 Longest Receptions -
 Kickoff Return Yards -
 Longest Kickoff Return -
 All-Purpose Yards - 58, vs. Jackson State (9-1-12)

PERKINS' CAREER RUSHING STATS

YEAR	G/GS	NO.	YDS	AVG.	TD	LP/OPPONENT
2010	13/0	101	566	5.6	3	51/UAB
2011	13/0	87	422	4.9	2	40 / Auburn
2012	1/1	9	58	6.4	2	11 / Jackson State
TOTALS	27/1	197	1,046	5.3	7	51 / UAB

PERKINS' CAREER RECEIVING STATS

YEAR	G/GS	NO.	YDS	AVG.	TD	LP/OPPONENT
2010	13/0	9	247	27.4	3	79 / Michigan
2011	13/0	13	59	4.5	2	18 / Ole Miss
2012	1/1	0	0	0.0	0	0 / N/A
TOTALS	27/1	22	306	13.9	5	79 / MICHIGAN

PERKINS' CAREER KICKOFF RETURN STATS

YEAR	G/GS	NO.	YDS	AVG.	TD	LP/OPPONENT
2010	13/0	14	281	20.1	0	33 / UAB
2011	13/0	16	363	22.7	0	68 / Alabama
2012	1/0	0	0	0.0	0	0 / N/A
TOTALS	26/0	30	644	21.5	0	68 / ALABAMA

PLAYER UPDATES

PERKINS' 2012 GAME-BY-GAME RUSHING STATS

DATE	OPPONENT	NO.	GAIN	LOSS	NET	AVG.	TD	LP
9/1/12	JACKSON STATE	9	58	0	58	6.4	2	11
9/8/12	AUBURN							
9/15/12	at Troy							
9/22/12	SOUTH ALABAMA							
10/6/12	at Kentucky							
10/13/12	TENNESSEE							
10/20/12	MIDDLE TENN. ST.							
10/27/12	at Alabama							
11/3/12	TEXAS A&M							
11/10/12	at LSU							
11/17/12	ARKANSAS							
11/24/12	at Ole Miss							

PERKINS' 2012 GAME-BY-GAME RECEIVING STATS

DATE	OPPONENT	REC	YARDS	AVG	TD	LONG
9/1/12	JACKSON STATE	0	0	0.0	0	-
9/8/12	AUBURN					
9/15/12	at Troy					
9/22/12	SOUTH ALABAMA					
10/6/12	at Kentucky					
10/13/12	TENNESSEE					
10/20/12	MIDDLE TENN. ST.					
10/27/12	at Alabama					
11/3/12	TEXAS A&M					
11/10/12	at LSU					
11/17/12	ARKANSAS					
11/24/12	at Ole Miss					

PERKINS' 2012 GAME-BY-GAME KICK RETURN STATS

DATE	OPPONENT	NO	YARDS	TD	LONG
9/1/12	JACKSON STATE	0	0	0	-
9/8/12	AUBURN				
9/15/12	at Troy				
9/22/12	SOUTH ALABAMA				
10/6/12	at Kentucky				
10/13/12	TENNESSEE				
10/20/12	MIDDLE TENN. ST.				
10/27/12	at Alabama				
11/3/12	TEXAS A&M				
11/10/12	at LSU				
11/17/12	ARKANSAS				
11/24/12	at Ole Miss				



#15 Dak Prescott
Redshirt Freshman • Quarterback
6-2 • 230
Haughton, La. (Haughton)

PRESCOTT'S CAREER HIGHS

Carries – 2, vs. Jackson State (9-1-12)
 Rushing Yards – 6, vs. Jackson State (9-1-12)
 Rushing Touchdowns – 1, vs. Jackson State (9-1-12)
 Longest Rush – 4, vs. Jackson State (9-1-12)
 Pass Attempts – 4, vs. Jackson State (9-1-12)
 Pass Completions – 1, vs. Jackson State (9-1-12)
 Passing Yards – 8, vs. Jackson State (9-1-12)
 Passing Touchdowns –
 Longest Completion – 8, vs. Jackson State (9-1-12)
 Interceptions – 0, vs. Jackson State (9-1-12)

PRESCOTT'S 2012 SEASON HIGHS

Carries – 2, vs. Jackson State (9-1-12)
 Rushing Yards – 6, vs. Jackson State (9-1-12)
 Rushing Touchdowns – 1, vs. Jackson State (9-1-12)
 Longest Rush – 4, vs. Jackson State (9-1-12)
 Pass Attempts – 4, vs. Jackson State (9-1-12)
 Pass Completions – 1, vs. Jackson State (9-1-12)
 Passing Yards – 8, vs. Jackson State (9-1-12)
 Passing Touchdowns –
 Longest Completion – 8, vs. Jackson State (9-1-12)
 Interceptions – 0, vs. Jackson State (9-1-12)

PRESCOTT'S CAREER PASSING STATS

YEAR	G/GS	CMP	ATT	INT	PCT	YDS	TD	LP/Opponent
2012	1/0	1	4	0	.250	8	0	8 / Jackson State
TOTALS	1/0	1	4	0	.250	8	0	8 / JACKSON STATE

PRESCOTT'S CAREER RUSHING STATS

YEAR	G/GS	NO.	YDS	AVG.	TD	LP/OPPONENT
2012	1/0	2	6	3.0	1	4 / Jackson State
TOTALS	1/0	2	6	3.0	1	4 / JACKSON STATE


PRESCOTT'S 2012 GAME-BY-GAME PASSING STATS

DATE	OPPONENT	CMP	ATT	INT	YDS	TD	LP
9/1/12	JACKSON STATE	1	4	0	8	0	8
9/8/12	AUBURN						
9/15/12	at Troy						
9/22/12	SOUTH ALABAMA						
10/6/12	at Kentucky						
10/13/12	TENNESSEE						
10/20/12	MIDDLE TENN. ST.						
10/27/12	at Alabama						
11/3/12	TEXAS A&M						
11/10/12	at LSU						
11/17/12	ARKANSAS						
11/24/12	at Ole Miss						

PLAYER UPDATES

PRESCOTT'S 2012 GAME-BY-GAME RUSHING STATS

DATE	OPPONENT	NO.	GAIN	LOSS	NET	AVG.	TD	LP
9/1/12	JACKSON STATE	2	6	0	6	3.0	1	4
9/8/12	AUBURN							
9/15/12	at Troy							
9/22/12	SOUTH ALABAMA							
10/6/12	at Kentucky							
10/13/12	TENNESSEE							
10/20/12	MIDDLE TENN. ST.							
10/27/12	at Alabama							
11/3/12	TEXAS A&M							
11/10/12	at LSU							
11/17/12	ARKANSAS							
11/24/12	at Ole Miss							



#34 Josh Robinson
Redshirt Freshman • Running Back
5-9 • 215
Franklinton, La. (Franklinton)

ROBINSON'S CAREER HIGHS

Carries – 5, vs. Jackson State (9-1-12)
 Rushing Yards – 35, vs. Jackson State (9-1-12)
 Rushing Touchdowns –
 Longest Rush – 9, vs. Jackson State (9-1-12)
 Receptions –
 Receiving Yards –
 Longest Reception –

ROBINSON'S 2012 SEASON HIGHS

Carries – 5, vs. Jackson State (9-1-12)
 Rushing Yards – 35, vs. Jackson State (9-1-12)
 Longest Rush –
 Receptions – 9, vs. Jackson State (9-1-12)
 Receiving Yards –
 Longest Reception –

ROBINSON'S CAREER RUSHING STATS

YEAR	G/GS	NO.	YDS	AVG.	TD	LP/OPPONENT
2012	1/0	5	35	7.0	0	9 / Jackson State
TOTALS	1/0	5	35	7.0	0	9 / JACKSON STATE

ROBINSON'S CAREER RECEIVING STATS

YEAR	G/GS	NO.	YDS	AVG.	TD	LP/OPPONENT
2012	1/0	0	0	0.0	0	0 / N/A
TOTALS	1/0	0	0	0.0	0	0 / N/A

ROBINSON'S 2012 GAME-BY-GAME RUSHING STATS

DATE	OPPONENT	NO.	GAIN	LOSS	NET	AVG.	TD	LP
9/1/12	JACKSON STATE	5	35	0	35	7.0	0	9
9/8/12	AUBURN							
9/15/12	at Troy							
9/22/12	SOUTH ALABAMA							
10/6/12	at Kentucky							
10/13/12	TENNESSEE							
10/20/12	MIDDLE TENN. ST.							
10/27/12	at Alabama							
11/3/12	TEXAS A&M							
11/10/12	at LSU							
11/17/12	ARKANSAS							
11/24/12	at Ole Miss							

ROBINSON'S 2012 GAME-BY-GAME RECEIVING STATS

DATE	OPPONENT	REC	YARDS	AVG	TD	LONG
9/1/12	JACKSON STATE	0	0	0.0	0	-
9/8/12	AUBURN					
9/15/12	at Troy					
9/22/12	SOUTH ALABAMA					
10/6/12	at Kentucky					
10/13/12	TENNESSEE					
10/20/12	MIDDLE TENN. ST.					
10/27/12	at Alabama					
11/3/12	TEXAS A&M					
11/10/12	at LSU					
11/17/12	ARKANSAS					
11/24/12	at Ole Miss					

PLAYER UPDATES



#17 Tyler Russell
Junior • Quarterback
6-4 • 220
Meridian, Miss. (Meridian)

RUSSELL'S CAREER HIGHS

Carries – 10, vs. Alabama (11-12-11)
 Rushing Yards – 40, at Houston (10-9-10)
 Longest Rush – 26, at Houston (10-9-10)
 Pass Completions – 15, vs. Jackson State (9-1-12)
 Longest Completion – 80, at. Memphis (9-1-11)
 Pass Attempts – 29, vs. South Carolina (10-15-11)
 Passing Yards – 256, vs. Memphis (9-4-10)
 Passing Touchdowns – 4, vs. Memphis (9-4-10)
 Interceptions – 3, at LSU (9-18-10)

RUSSELL'S 2012 SEASON HIGHS

Carries – 1, vs. Jackson State (9-1-12)
 Rushing Yards – 11, vs. Jackson State (9-1-12)
 Longest Rush – 11, vs. Jackson State (9-1-12)
 Pass Completions – 15, vs. Jackson State (9-1-12)
 Longest Completion – 19, vs. Jackson State (9-1-12)
 Pass Attempts – 24, vs. Jackson State (9-1-12)
 Passing Yards – 185, vs. Jackson State (9-1-12)
 Passing Touchdowns – 2, vs. Jackson State (9-1-12)
 Interceptions – 0, vs. Jackson State (9-1-12)

RUSSELL'S CAREER PASSING STATS

YEAR	G/GS	CMP	ATT	INT	PCT	YDS	TD	LP/Opponent
2010	9/0	39	67	6	.582	635	5	57/Memphis
2011	8/5	69	129	4	.535	1034	8	80 / Memphis
2012	1/1	15	24	0	.625	185	2	19 / Jackson State
TOTALS	18/6	123	220	10	.559	1854	15	80/Memphis

RUSSELL'S CAREER RUSHING STATS

YEAR	G/GS	NO.	YDS	AVG.	TD	LP/OPPONENT
2010	9/0	14	62	4.4	0	26 / Houston
2011	8/5	33	45	1.5	1	26 / Memphis
2012	1/1	1	11	11.0	0	11 / Jackson State
TOTALS	18/6	58	118	2.0	1	26 / 2X

RUSSELL'S 2012 GAME-BY-GAME PASSING STATS

DATE	OPPONENT	CMP	ATT	INT	YDS	TD	LP
9/1/12	JACKSON STATE	15	24	0	185	2	19
9/8/12	AUBURN						
9/15/12	at Troy						
9/22/12	SOUTH ALABAMA						
10/6/12	at Kentucky						
10/13/12	TENNESSEE						
10/20/12	MIDDLE TENN. ST.						
10/27/12	at Alabama						
11/3/12	TEXAS A&M						
11/10/12	at LSU						
11/17/12	ARKANSAS						
11/24/12	at Ole Miss						

RUSSELL'S 2012 GAME-BY-GAME RUSHING STATS

DATE	OPPONENT	NO.	GAIN	LOSS	NET	AVG.	TD	LP
9/1/12	JACKSON STATE	1	11	0	11	11.0	0	11
9/8/12	AUBURN							
9/15/12	at Troy							
9/22/12	SOUTH ALABAMA							
10/6/12	at Kentucky							
10/13/12	TENNESSEE							
10/20/12	MIDDLE TENN. ST.							
10/27/12	at Alabama							
11/3/12	TEXAS A&M							
11/10/12	at LSU							
11/17/12	ARKANSAS							
11/24/12	at Ole Miss							

PLAYER UPDATES



#51 Deontae Skinner
Junior • Linebacker
6-2 • 245
Macon, Miss. (Noxubee County)

SKINNER'S CAREER HIGHS

Total Tackles – 10, at Georgia (10-1-11)
 Assisted Tackles – 8, at Georgia (10-1-11)
 Solo Tackles – 4, (4x) last vs. Ole Miss (11-26-11)
 Tackles For Loss – 2.0, vs. Wake Forest (12-30-11)
 Forced Fumbles - 1, (2x) last vs. Ole Miss (11-17-11)

SKINNER'S 2012 SEASON HIGHS

Total Tackles – 2, vs. Jackson State (9-1-12)
 Assisted Tackles – 1, vs. Jackson State (9-1-12)
 Solo Tackles – 1, vs. Jackson State (9-1-12)

SKINNER'S CAREER STATS

YEAR	G/GS	TT	UT	AT	TFL-YDS	SCK-YDS	FF/FR	PBU	INT-YD
2010	10/0	7	5	2	0.0-0	0.0-0	0/0	0	0-0
2011	13/8	69	28	41	9.0-30	0.0-0	2/0	0	0-0
2012	1/1	2	1	1	0.0-0	0.0-0	0/0	0	0-0
TOTALS	24/9	78	34	44	9.0-30	0.0-0	2/0	0	0-0

SKINNER'S 2012 GAME-BY-GAME STATS

DATE	OPPONENT	TT	UT	AT	TFL-YDS	SCK-YDS	FF/FR	PB	INT-Y
9/1/12	JACKSON STATE	2	1	1	0.0-0	0.0-0	0/0	0	0-0
9/8/12	AUBURN								
9/15/12	at Troy								
9/22/12	SOUTH ALABAMA								
10/6/12	at Kentucky								
10/13/12	TENNESSEE								
10/20/12	MIDDLE TENN. ST.								
10/27/12	at Alabama								
11/3/12	TEXAS A&M								
11/10/12	at LSU								
11/17/12	ARKANSAS								
11/24/12	at Ole Miss								



#9 Darius Slay
Senior • Defensive Back
6-1 • 190
Brunswick, Ga. (Itawamba [Miss.] CC)

SLAYS CAREER HIGHS

Total Tackles – 6, vs. UT Martin (11-5-11)
 Assisted Tackles – 3, at Arkansas (11-19-11)
 Solo Tackles – 2, vs. UT Martin (11-5-11)
 Tackles For Loss - 1.0, at Georgia (11-1-11)
 Interceptions - 1, at Georgia (11-1-11)
 Interception Return - 72, at Georgia (11-1-11)

SLAYS 2012 SEASON HIGHS

Total Tackles – 1, vs. Jackson State (9-1-12)
 Assisted Tackles –
 Solo Tackles – 1, vs. Jackson State (9-1-12)
 Tackles For Loss -
 Sacks -
 Interceptions - 1, vs. Jackson State (9-1-12)
 Interception Return - 52, vs. Jackson State (9-1-12)

SLAY'S CAREER STATS

YEAR	G/GS	TT	UT	AT	TFL-YDS	SCK-YDS	FF/FR	PBU	INT-YD
2011	13/0	23	16	7	1.0-2	0.0-0	1/0	4	1-72
2012	1/1	1	1	0	0.0-0	0.0-0	0/0	0	1-52
TOTALS	14/1	24	17	7	1.0-2	0.0-0	1/0	4	2-124

SLAY'S 2012 GAME-BY-GAME STATS

DATE	OPPONENT	TT	UT	AT	TFL-YDS	SCK-YDS	FF/FR	PB	INT-Y
9/1/12	JACKSON STATE	1	1	0	0.0-0	0.0-0	0/0	0	1-52
9/8/12	AUBURN								
9/15/12	at Troy								
9/22/12	SOUTH ALABAMA								
10/6/12	at Kentucky								
10/13/12	TENNESSEE								
10/20/12	MIDDLE TENN. ST.								
10/27/12	at Alabama								
11/3/12	TEXAS A&M								
11/10/12	at LSU								
11/17/12	ARKANSAS								
11/24/12	at Ole Miss								

PLAYER UPDATES



#8 Chris Smith
Senior • Wide Receiver
6-2 • 210
Meridian, Miss. (Meridian)

SMITH'S CAREER HIGHS

Receptions – 6, at Georgia (10-1-11)
 Receiving Yards – 78, vs. Arkansas (11-20-10)
 Longest Reception – 24, vs. UT Martin (11-5-11)
 Receiving Touchdowns – 1, (3x) last vs. Alabama (11-12-11)

SMITH'S 2012 SEASON HIGHS


Receptions – 2, vs. Jackson State (9-1-12)
 Receiving Yards – 28, vs. Jackson State (9-1-12)
 Longest Reception – 15, vs. Jackson State (9-1-12)
 Receiving Touchdowns -

SMITH'S CAREER RECEIVING STATS

YEAR	G/GS	NO.	YDS	AVG.	TD	LP/OPPONENT
2009	10/2	3	22	7.3	0	13/ Jackson State
2010	12/8	24	264	11.0	1	19/ 2X
2011	13/10	35	330	9.4	2	24 / UT Martin
2012	1/1	2	28	14.0	0	15 / Jack
TOTALS	36/21	64	644	10.1	3	24 / UT MARTIN

SMITH'S 2012 GAME-BY-GAME RECEIVING STATS

DATE	OPPONENT	REC	YARDS	AVG	TD	LONG
9/1/12	JACKSON STATE	2	28	14.0	0	15
9/8/12	AUBURN					
9/15/12	at Troy					
9/22/12	SOUTH ALABAMA					
10/6/12	at Kentucky					
10/13/12	TENNESSEE					
10/20/12	MIDDLE TENN. ST.					
10/27/12	at Alabama					
11/3/12	TEXAS A&M					
11/10/12	at LSU					
11/17/12	ARKANSAS					
11/24/12	at Ole Miss					



#91 Preston Smith
Sophomore • Defensive Lineman
6-6 • 245
Stone Mountain, Ga. (Stephenson)

SMITH'S CAREER HIGHS

Total Tackles – 3, at UAB (10-8-11)
 Assisted Tackles – 1, (3x) last at Ole Miss (11-26-11)
 Solo Tackles – 2, at UAB (10-8-11)
 Pass Break-ups - 1, at Kentucky (10-29-11)
 Forced Fumble - 1 (2x) last vs. Ole Miss (11-26-11)

SMITH'S 2012 SEASON HIGHS

Total Tackles – 1, vs. Jackson State (9-1-12)
 Assisted Tackles – 1, vs. Jackson State (9-1-12)
 Solo Tackles –
 Tackles For Loss –
 Sacks -
 Forced Fumble -


SMITH'S CAREER STATS

YEAR	G/GS	TT	UT	AT	TFL-YDS	SCK-YDS	FF/FR	PBU	INT-YD
2011	9/0	7	4	3	0.0-0	0.0-0	1/0	1	0-0
2012	1/0	1	0	1	0.0-0	0.0-0	0/0	0	0-0
TOTALS	10/0	8	4	4	0.0-0	0.0-0	1/0	1	0-0

SMITH'S 2012 GAME-BY-GAME STATS

DATE	OPPONENT	TT	UT	AT	TFL-YDS	SCK-YDS	FF/FR	PB	INT-Y
9/1/12	JACKSON STATE	1	0	1	0.0-0	0.0-0	0/0	0	0-0
9/8/12	AUBURN								
9/15/12	at Troy								
9/22/12	SOUTH ALABAMA								
10/6/12	at Kentucky								
10/13/12	TENNESSEE								
10/20/12	MIDDLE TENN. ST.								
10/27/12	at Alabama								
11/3/12	TEXAS A&M								
11/10/12	at LSU								
11/17/12	ARKANSAS								
11/24/12	at Ole Miss								

PLAYER UPDATES



#39 Baker Swedenburg
Junior • Punter
6-0 • 185
Columbus, Miss. (Heritage Academy)

SWEDENBURG'S CAREER HIGHS

Punts – 7, (4x) last at Arkansas (11-19-11)
 Punting Yards – 332, at Arkansas (11-19-11)
 Punting Avg. – 47.4, at Arkansas (11-19-11)
 Longest Punt – 58, at Georgia (10-1-11)
 Inside 20 – 4, at Memphis (9-1-11)
 Touchbacks– 2, (2x) last vs. Alabama (11-12-11)

SWEDENBURG'S 2012 SEASON HIGHS


Punts – 1, vs. Jackson State (9-1-12)
 Punting Yards – 28, vs. Jackson State (9-1-12)
 Punting Avg. – 28.0, vs. Jackson State (9-1-12)
 Longest Punt – 28, vs. Jackson State (9-1-12)
 Inside 20 – 1, vs. Jackson State (9-1-12)
 Touchbacks– 0, vs. Jackson State (9-1-12)

SWEDENBURG'S CAREER PUNTING STATS

YEAR	G/GS	NO.	YDS	AVG.	IN20	LG/OPPONENT
2011	13/13	71	2,970	42.4	19	58 / Georgia
2012	1/1	1	28	28.0	1	28 / Jackson State
TOTALS	14/14	72	2,998	41.6	20	58 / GEORGIA

SWEDENBURG'S 2012 GAME-BY-GAME PUNTING STATS

DATE	OPPONENT	NO.	YARDS	AVG	IN20	IN10	LONG
9/1/12	JACKSON STATE	1	28	28.0	1	1	28
9/8/12	AUBURN						
9/15/12	at Troy						
9/22/12	SOUTH ALABAMA						
10/6/12	at Kentucky						
10/13/12	TENNESSEE						
10/20/12	MIDDLE TENN. ST.						
10/27/12	at Alabama						
11/3/12	TEXAS A&M						
11/10/12	at LSU						
11/17/12	ARKANSAS						
11/24/12	at Ole Miss						



#98 Curtis Virges
Sophomore • Defensive Lineman
6-3 • 305
West Point, Miss. (West Point)

VIRGES' CAREER HIGHS

Total Tackles – 3, at Memphis (9-1-11)
 Assisted Tackles – 2, (2x) last at Arkansas (11-19-11)
 Solo Tackles – 2, at UAB (10-8-11)
 Tackles For Loss - 1.0, (2x) last vs. Wake Forest (12-30-11)
 Sacks - 1.0, (2x) last vs. Wake Forest (12-30-11)

VIRGES' 2012 SEASON HIGHS

Total Tackles –
 Assisted Tackles –
 Solo Tackles –
 Tackles For Loss -
 Sacks -

VIRGES' CAREER STATS

YEAR	G/GS	TT	UT	AT	TFL-YDS	SCK-YDS	FF/FR	PBU	INT-YD
2011	9/0	10	5	5	2.5-10	2.0-9	0/0	0	0-0
2012	0/0	0	0	0	0.0-0	0.0-0	0/0	0	0-0
TOTALS	9/0	10	5	5	2.5-10	2.0-9	0/0	0	0-0

VIRGES' 2012 GAME-BY-GAME STATS

DATE	OPPONENT	TT	UT	AT	TFL-YDS	SCK-YDS	FF/FR	PB	INT-Y
9/1/12	JACKSON STATE				DID NOT PLAY				
9/8/12	AUBURN								
9/15/12	at Troy								
9/22/12	SOUTH ALABAMA								
10/6/12	at Kentucky								
10/13/12	TENNESSEE								
10/20/12	MIDDLE TENN. ST.								
10/27/12	at Alabama								
11/3/12	TEXAS A&M								
11/10/12	at LSU								
11/17/12	ARKANSAS								
11/24/12	at Ole Miss								

PLAYER UPDATES



#22 Matthew Wells
Sophomore • Linebacker
6-2 • 215
Monticello, Miss. (Lawrence County)

WELLS' CAREER HIGHS

Total Tackles – 6, vs. LA Tech (9-24-11)
 Assisted Tackles – 4, vs. South Carolina (10-15-11)
 Solo Tackles – 4, (2x) last vs. Jackson State (9-1-12)
 Tackles For Loss – 2.0, vs. LA Tech (9-24-11)
 Sacks - 1, vs. Jackson State (9-1-12)
 Pass Breakups - 1, at Arkansas (11-19-11)
 Interceptions - 1, vs. Jackson State (9-1-12)
 Interception Return - 22, vs. Jackson State (9-1-12)

WELLS' 2012 SEASON HIGHS

Total Tackles – 4, vs. Jackson State (9-1-12)
 Assisted Tackles –
 Solo Tackles – 4, vs. Jackson State (9-1-12)
 Tackles For Loss – 1.0, vs. Jackson State (9-1-12)
 Sacks - 1.0, vs. Jackson State (9-1-12)
 Pass Breakups - 1, vs. Jackson State (9-1-12)
 Interceptions - 1, vs. Jackson State (9-1-12)
 Interception Return - 22, vs. Jackson State (9-1-12)

WELLS' CAREER STATS

YEAR	G/GS	TT	UT	AT	TFL-YDS	SCK-YDS	FF/FR	PBU	INT-YD
2011	13/3	36	16	20	5.0-11	0.0-0	0/0	1	0-0
2012	1/1	4	4	0	1.0-10	1.0-10	0/0	1	1-22
TOTALS	14/4	40	20	20	6.0-21	1.0-10	0/0	2	1-22

WELLS' 2012 GAME-BY-GAME STATS

DATE	OPPONENT	TT	UT	AT	TFL-YDS	SCK-YDS	FF/FR	PB	INT-Y
9/1/12	JACKSON STATE	4	0	4	1.0-10	1.0-10	0/0	1	1-22
9/8/12	AUBURN								
9/15/12	at Troy								
9/22/12	SOUTH ALABAMA								
10/6/12	at Kentucky								
10/13/12	TENNESSEE								
10/20/12	MIDDLE TENN. ST.								
10/27/12	at Alabama								
11/3/12	TEXAS A&M								
11/10/12	at LSU								
11/17/12	ARKANSAS								
11/24/12	at Ole Miss								



#5 Nickoe Whitley
Sophomore • Defensive Back
6-1 • 200
Jackson, Miss. (Provine)

WHITLEY'S CAREER HIGHS

Total Tackles – 7, (3x) last at Kentucky (10-29-11)
 Assisted Tackles – 4, vs. Michigan (1-1-11)
 Solo Tackles – 6, at Kentucky (10-29-11)
 Interceptions – 1, (7x) last vs. South Carolina (10-15-11)
 Long INT Return – 27, vs. South Carolina (10-15-11)
 Pass Breakups – 1, (3x) last at Auburn (9-10-11)
 Tackles For Loss – 1.5, vs. South Carolina (10-15-11)
 Sacks – 1.0, at Alabama (11-13-10)

WHITLEY'S 2012 SEASON HIGHS

Total Tackles – 4, vs. Jackson State (9-1-12)
 Assisted Tackles – 1, vs. Jackson State (9-1-12)
 Solo Tackles – 3, vs. Jackson State (9-1-12)
 Interceptions –
 Long INT Return –
 Pass Breakups -
 Tackles For Loss -
 Forced Fumbles -

WHITLEY'S CAREER STATS

YEAR	G/GS	TT	UT	AT	TFL-YDS	SCK-YDS	FF/FR	PBU	INT-YD
2010	13/11	52	34	18	1.5-14	1.5-14	1/2	3	3-0
2011	9/7	34	28	6	2.0-6	0.0-0	1/0	1	4-50
2012	1/1	4	3	1	0-0	0.0-0	0/0	0	0-0
TOTALS	23/19	90	65	25	3.5-20	1.5-14	2/2	4	7-50

WHITLEY'S 2012 GAME-BY-GAME STATS

DATE	OPPONENT	TT	UT	AT	TFL-YDS	SCK-YDS	FF/FR	PB	INT-Y
9/1/12	JACKSON STATE	4	3	1	0.0-0	0.0-0	0/0	0	0-0
9/8/12	AUBURN								
9/15/12	at Troy								
9/22/12	SOUTH ALABAMA								
10/6/12	at Kentucky								
10/13/12	TENNESSEE								
10/20/12	MIDDLE TENN. ST.								
10/27/12	at Alabama								
11/3/12	TEXAS A&M								
11/10/12	at LSU								
11/17/12	ARKANSAS								
11/24/12	at Ole Miss								

The Automated ScoreBook
Mississippi State Game Results (as of Sep 02, 2012)
All games

Date	Opponent		Score	Overall	Conference	Time	Attend
Sep 01, 2012	JACKSON STATE	W	56-9	1-0	0-0	2:59	55082

The Automated ScoreBook
Mississippi State Overall Team Statistics (as of Sep 02, 2012)
All games

Team Statistics	MSU	OPP
SCORING	56	9
Points Per Game	56.0	9.0
FIRST DOWNS	23	16
Rushing	9	8
Passing	12	6
Penalty	2	2
RUSHING YARDAGE	202	109
Yards gained rushing	208	128
Yards lost rushing	6	19
Rushing Attempts	38	21
Average Per Rush	5.3	5.2
Average Per Game	202.0	109.0
TDs Rushing	4	0
PASSING YARDAGE	193	156
Comp-Att-Int	16-28-0	20-38-2
Average Per Pass	6.9	4.1
Average Per Catch	12.1	7.8
Average Per Game	193.0	156.0
TDs Passing	2	1
TOTAL OFFENSE	395	265
Total Plays	66	59
Average Per Play	6.0	4.5
Average Per Game	395.0	265.0
KICK RETURNS: #-Yards	3-28	5-72
PUNT RETURNS: #-Yards	4-24	0-0
INT RETURNS: #-Yards	2-74	0-0
KICK RETURN AVERAGE	9.3	14.4
PUNT RETURN AVERAGE	6.0	0.0
INT RETURN AVERAGE	37.0	0.0
FUMBLES-LOST	3-0	1-1
PENALTIES-Yards	6-64	9-75
Average Per Game	64.0	75.0
PUNTS-Yards	1-28	6-174
Average Per Punt	28.0	29.0
Net punt average	28.0	25.0
KICKOFFS-Yards	9-564	3-149
Average Per Kick	62.7	49.7
Net kick average	54.3	40.3
TIME OF POSSESSION/Game	33:10	26:50
3RD-DOWN Conversions	8/13	2/11
3rd-Down Pct	62%	18%
4TH-DOWN Conversions	2/2	1/1
4th-Down Pct	100%	100%
SACKS BY-Yards	2-16	0-0
MISC YARDS	0	0
TOUCHDOWNS SCORED	8	1
FIELD GOALS-ATTEMPTS	0-1	1-1
ON-SIDE KICKS	0-0	0-0
RED-ZONE SCORES	(6-6) 100%	(2-2) 100%
RED-ZONE TOUCHDOWNS	(6-6) 100%	(1-2) 50%
PAT-ATTEMPTS	(8-8) 100%	(0-1) 0%
ATTENDANCE	55082	0
Games/Avg Per Game	1/55082	0/0
Neutral Site Games		0/0

Score by Quarters	1st	2nd	3rd	4th	OT	Total
Mississippi State	14	21	14	7	0	56
Opponents	0	6	0	3	0	9

The Automated ScoreBook
Mississippi State Overall Individual Statistics (as of Sep 02, 2012)
All games

<u>Rushing</u>	<u>gp</u>	<u>att</u>	<u>gain</u>	<u>loss</u>	<u>net</u>	<u>avg</u>	<u>td</u>	<u>lg</u>	<u>avg/g</u>
Derrick Milton	1	8	65	0	65	8.1	1	24	65.0
L. Perkins	1	9	58	0	58	6.4	2	11	58.0
Josh Robinson	1	5	35	0	35	7.0	0	9	35.0
Nick Griffin	1	5	12	0	12	2.4	0	5	12.0
Tyler Russell	1	1	11	0	11	11.0	0	11	11.0
Jameon Lewis	1	2	11	0	11	5.5	0	8	11.0
Dak Prescott	1	2	6	0	6	3.0	1	4	6.0
Kasey Akins	1	5	10	4	6	1.2	0	4	6.0
Brandon Heavens	1	1	0	2	-2	-2.0	0	0	-2.0
Total	1	38	208	6	202	5.3	4	24	202.0
Opponents	1	21	128	19	109	5.2	0	19	109.0

<u>Passing</u>	<u>gp</u>	<u>effic</u>	<u>comp-att-int</u>	<u>pct</u>	<u>yds</u>	<u>td</u>	<u>lg</u>	<u>avg/g</u>
Tyler Russell	1	154.75	15-24-0	62.5	185	2	19	185.0
Dak Prescott	1	41.80	1-4-0	25.0	8	0	8	8.0
Total	1	138.61	16-28-0	57.1	193	2	19	193.0
Opponents	1	85.27	20-38-2	52.6	156	1	38	156.0

<u>Receiving</u>	<u>gp</u>	<u>no.</u>	<u>yds</u>	<u>avg</u>	<u>td</u>	<u>lg</u>	<u>avg/g</u>
Arceto Clark	1	3	35	11.7	0	16	35.0
Jameon Lewis	1	3	32	10.7	0	17	32.0
Marcus Green	1	2	31	15.5	1	18	31.0
Chris Smith	1	2	28	14.0	0	15	28.0
Brandon Hill	1	2	27	13.5	0	19	27.0
Joe Morrow	1	2	24	12.0	0	17	24.0
Chad Bumphis	1	1	9	9.0	1	9	9.0
Robert Johnson	1	1	7	7.0	0	7	7.0
Total	1	16	193	12.1	2	19	193.0
Opponents	1	20	156	7.8	1	38	156.0

<u>Punt Returns</u>	<u>no.</u>	<u>yds</u>	<u>avg</u>	<u>td</u>	<u>lg</u>
Johnthan Banks	3	26	8.7	0	22
Chad Bumphis	1	-2	-2.0	0	0
Total	4	24	6.0	0	22
Opponents	0	0	0.0	0	0

<u>Interceptions</u>	<u>no.</u>	<u>yds</u>	<u>avg</u>	<u>td</u>	<u>lg</u>
Matthew Wells	1	22	22.0	1	22
Darius Slay	1	52	52.0	1	52
Total	2	74	37.0	2	52
Opponents	0	0	0.0	0	0

<u>Kick Returns</u>	<u>no.</u>	<u>yds</u>	<u>avg</u>	<u>td</u>	<u>lg</u>
Jameon Lewis	2	20	10.0	0	20
Robert Johnson	1	8	8.0	0	8
Total	3	28	9.3	0	20
Opponents	5	72	14.4	0	20

<u>Fumble Returns</u>	<u>no.</u>	<u>yds</u>	<u>avg</u>	<u>td</u>	<u>lg</u>
Total	0	0	0.0	0	0
Opponents	0	0	0.0	0	0

The Automated ScoreBook
Mississippi State Overall Individual Statistics (as of Sep 02, 2012)
All games

Scoring	td	fg	PAT				dxp	saf	pts
			kick	rush	rcv	pass			
L. Perkins	2	-	-	-	-	-	-	12	
Marcus Green	1	-	-	-	-	-	-	6	
Chad Bumphis	1	-	-	-	-	-	-	6	
Matthew Wells	1	-	-	-	-	-	-	6	
Derrick Milton	1	-	-	-	-	-	-	6	
Dak Prescott	1	-	-	-	-	-	-	6	
Darius Slay	1	-	-	-	-	-	-	6	
C. Grandfield	-	-	4-4	-	-	-	-	4	
Devon Bell	-	0-1	4-4	-	-	-	-	4	
Total	8	0-1	8-8	-	-	-	-	56	
Opponents	1	1-1	0-1	-	-	-	-	9	

Total Offense	g	plays	rush	pass	total	avg/g
Tyler Russell	1	25	11	185	196	196.0
Derrick Milton	1	8	65	0	65	65.0
L. Perkins	1	9	58	0	58	58.0
Josh Robinson	1	5	35	0	35	35.0
Dak Prescott	1	6	6	8	14	14.0
Nick Griffin	1	5	12	0	12	12.0
Jameon Lewis	1	2	11	0	11	11.0
Kasey Akins	1	5	6	0	6	6.0
Brandon Heavens	1	1	-2	0	-2	-2.0
Total	1	66	202	193	395	395.0
Opponents	1	59	109	156	265	265.0

Field Goals	fg	pct.	01-19	20-29	30-39	40-49	50-99	lg	blk
Devon Bell	0-1	0.0	0-0	0-0	0-0	0-1	0-0	0	0

FG Sequence	Mississippi State	Opponents
Jackson State	42	(25)

Numbers in (parentheses) indicate field goal was made.

Punting	no.	yds	avg	lg	tb	fc	i20	50+	blk
B. Swedenburg	1	28	28.0	28	0	0	1	0	0
Total	1	28	28.0	28	0	0	1	0	0
Opponents	6	174	29.0	44	0	0	0	0	1

Kickoffs	no.	yds	avg	tb	ob	retn	net	ydln
Brian Egan	5	312	62.4	2	0			
Devon Bell	4	252	63.0	1	0			
Total	9	564	62.7	3	0	14.4	46.3	18
Opponents	3	149	49.7	0	0	9.3	40.3	24

The Automated ScoreBook
Mississippi State Overall Individual Statistics (as of Sep 02, 2012)
All games

<u>All Purpose</u>	<u>g</u>	<u>rush</u>	<u>rcv</u>	<u>pr</u>	<u>kr</u>	<u>ir</u>	<u>total</u>	<u>avg/g</u>
Derrick Milton	1	65	0	0	0	0	65	65.0
Jameon Lewis	1	11	32	0	20	0	63	63.0
L. Perkins	1	58	0	0	0	0	58	58.0
Darius Slay	1	0	0	0	0	52	52	52.0
Josh Robinson	1	35	0	0	0	0	35	35.0
Arceto Clark	1	0	35	0	0	0	35	35.0
Marcus Green	1	0	31	0	0	0	31	31.0
Chris Smith	1	0	28	0	0	0	28	28.0
Brandon Hill	1	0	27	0	0	0	27	27.0
Johnthan Banks	1	0	0	26	0	0	26	26.0
Joe Morrow	1	0	24	0	0	0	24	24.0
Matthew Wells	1	0	0	0	0	22	22	22.0
Robert Johnson	1	0	7	0	8	0	15	15.0
Nick Griffin	1	12	0	0	0	0	12	12.0
Tyler Russell	1	11	0	0	0	0	11	11.0
Chad Bumphis	1	0	9	-2	0	0	7	7.0
Kasey Akins	1	6	0	0	0	0	6	6.0
Dak Prescott	1	6	0	0	0	0	6	6.0
Brandon Heaven	1	-2	0	0	0	0	-2	-2.0
Total	1	202	193	24	28	74	521	521.0
Opponents	1	109	156	0	72	0	337	337.0

The Automated ScoreBook
Mississippi State Overall Defensive Statistics (as of Sep 02, 2012)
All games

##	Defensive Leaders	gp	Tackles			tfl/yds	Sacks no-yds	Pass defense			Fumbles		blkd	
			ua	a	tot			int-yds	brup	qbh	rcv-yds	ff	kick	saf
12	Chris Hughes	1	2	3	5	1.0-3	1-0	.	.	
22	Matthew Wells	1	4	.	4	1.0-10	1.0-10	1-22	1	
48	Ryan Brown	1	1	3	4	
5	Nickoe Whitley	1	3	1	4	
50	B. McKinney	1	1	3	4	
10	C. Lawrence	1	.	3	3	
14	Cedric Jiles	1	2	1	3	.	.	.	1	
37	Taveze Calhoun	1	3	.	3	
54	Quay Evans	1	2	1	3	1	1	.	.	
46	Kendrick Market	1	2	.	2	
90	Denico Autry	1	1	1	2	1.0-6	1.0-6	
20	Louis Watson	1	2	.	2	
38	Dee Arrington	1	2	.	2	
25	C. Broomfield	1	1	1	2	
51	Deontae Skinner	1	1	1	2	1	.	.	.	
44	C. Holmes	1	.	1	1	
52	F. Bohanna	1	.	1	1	
91	Preston Smith	1	.	1	1	
13	Johnthan Banks	1	.	1	1	
56	C. Harrison-Gay	1	.	1	1	
97	Josh Boyd	1	.	1	1	1	.	.	.	
26	James Baldwin	1	1	.	1	
99	John Harris	1	.	1	1	
9	Darius Slay	1	1	.	1	.	.	1-52	.	.	.	1	.	
74	D. Cherrington	1	.	1	1	
Total		1	29	26	55	3-19	2-16	2-74	2	3	1-0	1	1	
Opponents		1	27	46	73	3-6	0-0	.	3	1	.	1	.	

The Automated ScoreBook
Mississippi State Team Game-by-Game (as of Sep 02, 2012)
All games

TEAM STATISTICS

Date	Opponent	Rushing				Receiving				Passing				Kick Returns				Punt Returns				tot off		
		no.	yds	td	lg	no.	yds	td	lg	cmp	att	int	yds	td	lg	no.	yds	td	lg	no.	yds		td	lg
Sep 01	JACKSON STATE	38	202	4	24	16	193	2	19	16	28	0	193	2	19	3	28	0	20	4	24	0	22	395
Opponents		21	109	0	19	20	156	1	38	20	38	2	156	1	38	5	72	0	20	0	0	0	0	265

Games played: 1
 Avg per rush: 5.3
 Avg per catch: 12.1
 Pass efficiency: 138.61
 Kick ret avg: 9.3
 Punt ret avg: 6.0
 All purpose avg/game: 521.0
 Total offense avg/gm: 395.0

Date	Opponent	Tackles				Sacks	Fumble		Pass Defense			Blkd	PAT Attempts					
		ua	a	total	tfl-yds	no-yds	ff	fr-yds	int-yds	qbh	brup	kick	kick	rush	rcv	saf	pts	
Sep 01	JACKSON STATE	29	26	55	3.0-19	2.0-16	1	1-0	2-74	3	2	1	8-8	0	0	0	0	56
Opponents		27	46	73	3.0-6	0.0-0	1	0-0	0-0	1	3	0	0-1	0	0	0	0	9

Date	Opponent	Punting							Field Goals			Kickoffs						
		no.	yds	avg	long	blkd	tb	fc	50+	i20	md-att	long	blkd	no.	yds	avg	tb	ob
Sep 01	JACKSON STATE	1	28	28.0	28	0	0	0	0	1	0-1	0	0	9	564	62.7	3	0
Opponents		6	174	29.0	44	1	0	0	0	0	1-1	25	0	3	149	49.7	0	0

The Automated ScoreBook
Mississippi State Opponent Game-by-Game (as of Sep 02, 2012)
All games

OPPONENT STATISTICS

Date	Opponent	Rushing				Receiving				Passing				Kick Returns				Punt Returns				tot off
		no.	yds	td	lg	no.	yds	td	lg	cmp-att-int	yds	td	lg	no.	yds	td	lg	no.	yds	td	lg	
Sep 01	JACKSON STATE	21	109	0	19	20	156	1	38	20-38-2	156	1	38	5	72	0	20	0	0	0	0	265
	Mississippi State	38	202	4	24	16	193	2	19	16-28-0	193	2	19	3	28	0	20	4	24	0	22	395

Games played: 1
 Avg per rush: 5.2
 Avg per catch: 7.8
 Pass efficiency: 85.27
 Kick ret avg: 14.4
 All purpose avg/game: 337.0
 Total offense avg/gm: 265.0

Date	Opponent	Tackles				Sacks	Fumble		Pass Defense			Blkd	PAT Attempts					
		ua	a	total	tfl-yds	no-yds	ff	fr-yds	int-yds	qbh	brup	kick	kick	rush	rcv	saf	pts	
Sep 01	JACKSON STATE	27	46	73	3.0-6	0.0-0	1	0-0	0-0	1	3	0	0-1	0	0	0	0	9
	Mississippi State	29	26	55	3.0-19	2.0-16	1	1-0	2-74	3	2	1	8-8	0	0	0	0	56

Date	Opponent	Punting							Field Goals			Kickoffs						
		no.	yds	avg	long	blkd	tb	fc	50+	i20	md-att	long	blkd	no.	yds	avg	tb	ob
Sep 01	JACKSON STATE	6	174	29.0	44	1	0	0	0	0	1-1	25	0	3	149	49.7	0	0
	Mississippi State	1	28	28.0	28	0	0	0	0	1	0-1	0	0	9	564	62.7	3	0

The Automated ScoreBook
Mississippi State Game Superlatives (as of Sep 02, 2012)
All games

INDIVIDUAL GAME HIGHS

Rushes	9	L. Perkins vs Jackson State (Sep 01, 2012)
Yards Rushing	65	Derrick Milton vs Jackson State (Sep 01, 2012)
TD Rushes	2	L. Perkins vs Jackson State (Sep 01, 2012)
Long Rush	24	Derrick Milton vs Jackson State (Sep 01, 2012)
Pass attempts	24	Tyler Russell vs Jackson State (Sep 01, 2012)
Pass completions	15	Tyler Russell vs Jackson State (Sep 01, 2012)
Yards Passing	185	Tyler Russell vs Jackson State (Sep 01, 2012)
TD Passes	2	Tyler Russell vs Jackson State (Sep 01, 2012)
Long Pass	19	Tyler Russell vs Jackson State (Sep 01, 2012)
Receptions	3	Arceto Clark vs Jackson State (Sep 01, 2012)
	3	Jameon Lewis vs Jackson State (Sep 01, 2012)
Yards Receiving	35	Arceto Clark vs Jackson State (Sep 01, 2012)
TD Receptions	1	Marcus Green vs Jackson State (Sep 01, 2012)
	1	Chad Bumphis vs Jackson State (Sep 01, 2012)
Long Reception	19	Brandon Hill vs Jackson State (Sep 01, 2012)
Punts	1	B. Swedenburg vs Jackson State (Sep 01, 2012)
Punting Avg	28.0	B. Swedenburg vs Jackson State (Sep 01, 2012)
Long Punt	28	B. Swedenburg vs Jackson State (Sep 01, 2012)
Punts inside 20	1	B. Swedenburg vs Jackson State (Sep 01, 2012)
Long Punt Return	22	Johnthan Banks vs Jackson State (Sep 01, 2012)
Long Kickoff Return	20	Jameon Lewis vs Jackson State (Sep 01, 2012)
Tackles	5	Chris Hughes vs Jackson State (Sep 01, 2012)
Sacks	1.0	Matthew Wells vs Jackson State (Sep 01, 2012)
	1.0	Denico Autry vs Jackson State (Sep 01, 2012)
Tackles For Loss	1.0	Chris Hughes vs Jackson State (Sep 01, 2012)
	1.0	Matthew Wells vs Jackson State (Sep 01, 2012)
	1.0	Denico Autry vs Jackson State (Sep 01, 2012)
Interceptions	1	Darius Slay vs Jackson State (Sep 01, 2012)
	1	Matthew Wells vs Jackson State (Sep 01, 2012)

The Automated ScoreBook
Mississippi State Game Superlatives (as of Sep 02, 2012)
All games

TEAM GAME HIGHS

Rushes	38	vs Jackson State (Sep 01, 2012)
Yards Rushing	202	vs Jackson State (Sep 01, 2012)
Yards Per Rush	5.3	vs Jackson State (Sep 01, 2012)
TD Rushes	4	vs Jackson State (Sep 01, 2012)
Pass attempts	28	vs Jackson State (Sep 01, 2012)
Pass completions	16	vs Jackson State (Sep 01, 2012)
Yards Passing	193	vs Jackson State (Sep 01, 2012)
Yards Per Pass	6.9	vs Jackson State (Sep 01, 2012)
TD Passes	2	vs Jackson State (Sep 01, 2012)
Total Plays	66	vs Jackson State (Sep 01, 2012)
Total Offense	395	vs Jackson State (Sep 01, 2012)
Yards Per Play	6.0	vs Jackson State (Sep 01, 2012)
Points	56	vs Jackson State (Sep 01, 2012)
Sacks By	2	vs Jackson State (Sep 01, 2012)
First Downs	23	vs Jackson State (Sep 01, 2012)
Penalties	6	vs Jackson State (Sep 01, 2012)
Penalty Yards	64	vs Jackson State (Sep 01, 2012)
Interceptions By	2	vs Jackson State (Sep 01, 2012)
Punts	1	vs Jackson State (Sep 01, 2012)
Punting Avg	28.0	vs Jackson State (Sep 01, 2012)
Long Punt	28	vs Jackson State (Sep 01, 2012)
Punts inside 20	1	vs Jackson State (Sep 01, 2012)
Long Punt Return	22	vs Jackson State (Sep 01, 2012)

The Automated ScoreBook
Mississippi State Game Superlatives (as of Sep 02, 2012)
All games

OPPONENT INDIVIDUAL GAME HIGHS

Rushes	8	Lee,B.J., vs Jackson State (Sep 01, 2012)
Yards Rushing	45	Lee,B.J., vs Jackson State (Sep 01, 2012)
Long Rush	19	Moore,Clayton, vs Jackson State (Sep 01, 2012)
Pass attempts	27	McDonald,Dedric, vs Jackson State (Sep 01, 2012)
Pass completions	14	McDonald,Dedric, vs Jackson State (Sep 01, 2012)
Yards Passing	136	McDonald,Dedric, vs Jackson State (Sep 01, 2012)
TD Passes	1	McDonald,Dedric, vs Jackson State (Sep 01, 2012)
Long Pass	38	McDonald,Dedric, vs Jackson State (Sep 01, 2012)
Receptions	7	Richardson,Ric, vs Jackson State (Sep 01, 2012)
Yards Receiving	95	Richardson,Ric, vs Jackson State (Sep 01, 2012)
TD Receptions	1	DreweryE.J., vs Jackson State (Sep 01, 2012)
Long Reception	38	Richardson,Ric, vs Jackson State (Sep 01, 2012)
Field Goals	1	Deising,Ryan, vs Jackson State (Sep 01, 2012)
Long Field Goal	25	Deising,Ryan, vs Jackson State (Sep 01, 2012)
Punts	5	Perkins,Michael, vs Jackson State (Sep 01, 2012)
Punting Avg	32.0	Perkins,Michael, vs Jackson State (Sep 01, 2012)
Long Punt	44	Perkins,Michael, vs Jackson State (Sep 01, 2012)
Long Kickoff Return	20	Singleton,Tobia, vs Jackson State (Sep 01, 2012)
Tackles	10	Patterson,Milt, vs Jackson State (Sep 01, 2012)
Tackles For Loss	2.0	LeBeau,Joseph, vs Jackson State (Sep 01, 2012)

The Automated ScoreBook
Mississippi State Game Superlatives (as of Sep 02, 2012)
All games

OPPONENT TEAM GAME HIGHS

Rushes	21	vs Jackson State (Sep 01, 2012)
Yards Rushing	109	vs Jackson State (Sep 01, 2012)
Yards Per Rush	5.2	vs Jackson State (Sep 01, 2012)
Pass attempts	38	vs Jackson State (Sep 01, 2012)
Pass completions	20	vs Jackson State (Sep 01, 2012)
Yards Passing	156	vs Jackson State (Sep 01, 2012)
Yards Per Pass	4.1	vs Jackson State (Sep 01, 2012)
TD Passes	1	vs Jackson State (Sep 01, 2012)
Total Plays	59	vs Jackson State (Sep 01, 2012)
Total Offense	265	vs Jackson State (Sep 01, 2012)
Yards Per Play	4.5	vs Jackson State (Sep 01, 2012)
Points	9	vs Jackson State (Sep 01, 2012)
First Downs	16	vs Jackson State (Sep 01, 2012)
Penalties	9	vs Jackson State (Sep 01, 2012)
Penalty Yards	75	vs Jackson State (Sep 01, 2012)
Turnovers	3	vs Jackson State (Sep 01, 2012)
Punts	6	vs Jackson State (Sep 01, 2012)
Punting Avg	29.0	vs Jackson State (Sep 01, 2012)
Long Punt	44	vs Jackson State (Sep 01, 2012)

The Automated ScoreBook
Mississippi State Red-Zone Results (as of Sep 02, 2012)
All games

Mississippi State Inside Opponent Red-Zone

Date	Opponent	Score	Times	Times	Total	Rush			Pass	FGs	Failed to score inside RZ					
			In RZ	Scored	Pts	TDs	TDs	TDs	Made	FGA	Down	Int	Fumb	Half	Game	
Sep 01, 2012	JACKSON STATE	W 56-9	6	6	42	6	4	2	0	0	0	0	0	0	0	0
Totals			6	6	42	6	4	2	0	0	0	0	0	0	0	0

6 of 6 (100.0%)

Opponents Inside Mississippi State Red-Zone

Date	Opponent	Score	Times	Times	Total	Rush			Pass	FGs	Failed to score inside RZ					
			In RZ	Scored	Pts	TDs	TDs	TDs	Made	FGA	Down	Int	Fumb	Half	Game	
Sep 01, 2012	JACKSON STATE	W 56-9	2	2	9	1	0	1	1	0	0	0	0	0	0	0
Totals			2	2	9	1	0	1	1	0	0	0	0	0	0	0

2 of 2 (100.0%)

The Automated ScoreBook
Mississippi State By-Quarter Statistics (as of Sep 02, 2012)
All games

3rd-Down Conversions

Date	Opponent	Score	Overall	1st Qtr	2nd Qtr	3rd Qtr	4th Qtr	Overtime
Sep 01, 2012	JACKSON STATE	W 56-9	8-13 61.5	2-4 50.0	4-5 80.0	2-3 66.7	0-1 0.0	
	Mississippi State		8-13 61.5	2-4 50.0	4-5 80.0	2-3 66.7	0-1 0.0	0-0 0.0
	Opponents		2-11 18.2	0-3 0.0	1-2 50.0	0-2 0.0	1-4 25.0	0-0 0.0

4th-Down Conversions

Date	Opponent	Score	Overall	1st Qtr	2nd Qtr	3rd Qtr	4th Qtr	Overtime
Sep 01, 2012	JACKSON STATE	W 56-9	2-2 100.0	0-0 0.0	1-1 100.0	0-0 0.0	1-1 100.0	
	Mississippi State		2-2 100.0	0-0 0.0	1-1 100.0	0-0 0.0	1-1 100.0	0-0 0.0
	Opponents		1-1 100.0	0-0 0.0	0-0 0.0	0-0 0.0	1-1 100.0	0-0 0.0

Time of Possession

Date	Opponent	Score	Overall	1st Qtr	2nd Qtr	3rd Qtr	4th Qtr	Overtime
Sep 01, 2012	JACKSON STATE	W 56-9	33:10	11:18	7:48	8:07	5:57	
	Mississippi State	Total	33:10	11:18	7:48	8:07	5:57	0:00
		Avg.	33:10	11:18	7:48	8:07	5:57	0:00
	Opponents	Total	26:50	3:42	7:12	6:53	9:03	0:00
		Avg.	26:50	3:42	7:12	6:53	9:03	0:00

The Automated ScoreBook
Mississippi State Games Played (as of Sep 02, 2012)
All games

##	PLAYER	GP-GS	JSU
41	Kasey Akins	1/-	XXX
38	Dee Arrington	1/-	XXX
90	Denico Autry	1/1	START
26	James Baldwin	1/-	XXX
13	Johnthan Banks	1/1	START
66	Ben Beckwith	1/-	XXX
40	Devon Bell	1/-	XXX
87	D.J. Blanks	1/-	XXX
52	F. Bohanna	1/-	XXX
97	Josh Boyd	1/1	START
25	C. Broomfield	1/1	START
48	Ryan Brown	1/-	XXX
1	Chad Bumphis	1/1	START
37	Taveze Calhoun	1/-	XXX
83	Chris Cameron	1/-	XXX
72	Winston Chapman	1/-	XXX
74	D. Cherrington	1/-	XXX
19	Arceto Clark	1/1	START
75	Blaine Clausell	1/1	START
63	Dillon Day	1/1	START
4E	Brian Egan	1/-	XXX
92	Kaleb Eulls	1/1	START
54	Quay Evans	1/-	XXX
4G	C. Grandfield	1/-	XXX
32	Marcus Green	1/-	XXX
7	Nick Griffin	1/-	XXX
99	John Harris	1/-	XXX
56	C. Harrison-Gay	1/-	XXX
3	Brandon Heavens	1/-	XXX
23	S. Hemphill	1/1	START
18	Brandon Hill	1/-	XXX
55	Dylan Holley	1/-	XXX
44	C. Holmes	1/-	XXX
12	Chris Hughes	1/-	XXX
30	Jay Hughes	1/-	XXX
61	Gabe Jackson	1/1	START
45	Zachary Jackson	1/-	XXX
88	Nick James	1/-	XXX
14	Cedric Jiles	1/-	XXX
81	Robert Johnson	1/-	XXX
60	Devin Jones	1/-	XXX
10	C. Lawrence	1/1	START
4	Jameon Lewis	1/-	XXX
70	Justin Malone	1/-	XXX
35	Adrian Marcus	1/-	XXX
46	Kendrick Market	1/-	XXX
96	Shane McCardell	1/1	START

The Automated ScoreBook
Mississippi State Games Played (as of Sep 02, 2012)
All games

##	PLAYER	GP-GS	JSU
50	B. McKinney	1/-	XXX
28	Derrick Milton	1/-	XXX
16	Joe Morrow	1/-	XXX
59	Archie Muniz	1/-	XXX
43	Ivan Muniz	1/-	XXX
27	L. Perkins	1/1	START
15	Dak Prescott	1/-	XXX
78	Damien Robinson	1/-	XXX
34	Josh Robinson	1/-	XXX
17	Tyler Russell	1/1	START
77	C. Siddoway	1/1	START
51	Deontae Skinner	1/1	START
9	Darius Slay	1/1	START
8	Chris Smith	1/1	START
91	Preston Smith	1/-	XXX
67	Tobias Smith	1/1	START
39	B. Swedenburg	1/-	XXX
76	Joey Trapp	1/-	XXX
82	Rufus Warren	1/-	XXX
20	Louis Watson	1/-	XXX
22	Matthew Wells	1/1	START
5	Nickoe Whitley	1/1	START
31	Sam Williams	1/-	XXX

The Automated ScoreBook
Mississippi State Total Tackles Game-by-Game (as of Sep 02, 2012)
All games

Total Tackles	UA-A	Total	JSU
Chris Hughes LB	2-3	5	2-3
Ryan Brown DL	1-3	4	1-3
Matthew Wells LB	4-0	4	4-0
B. McKinney LB	1-3	4	1-3
Nickoe Whitley DB	3-1	4	3-1
Quay Evans DL	2-1	3	2-1
Taveze Calhoun DB	3-0	3	3-0
Cedric Jiles DB	2-1	3	2-1
C. Lawrence LB	0-3	3	0-3
Louis Watson DB	2-0	2	2-0
C. Broomfield DB	1-1	2	1-1
Denico Autry DL	1-1	2	1-1
Deontae Skinner LB	1-1	2	1-1
Dee Arrington DB	2-0	2	2-0
Kendrick Market DB	2-0	2	2-0
C. Harrison-Gay DL	0-1	1	0-1
James Baldwin	1-0	1	1-0
Darius Slay DB	1-0	1	1-0
D. Cherrington DL	0-1	1	0-1
C. Holmes LB	0-1	1	0-1
Johnthan Banks DB	0-1	1	0-1
Preston Smith DL	0-1	1	0-1
F. Bohanna LB	0-1	1	0-1
Josh Boyd DL	0-1	1	0-1
John Harris DL	0-1	1	0-1

The Automated ScoreBook
Mississippi State Passing Game-by-Game (as of Sep 02, 2012)
All games

#17 Tyler Russell	Comp	Att	Int	Pct	Yards	TD	Long	Sacked	Effic
Jackson State	15	24	0	62.5	185	2	19	0-0	154.75
TOTALS	15	24	0	62.5	185	2	19	0-0	154.75

#15 Dak Prescott	Comp	Att	Int	Pct	Yards	TD	Long	Sacked	Effic
Jackson State	1	4	0	25.0	8	0	8	0-0	41.80
TOTALS	1	4	0	25.0	8	0	8	0-0	41.80

The Automated ScoreBook
 Mississippi State Rushing/Receiving Game-by-Game (as of Sep 02, 2012)
 All games

RUSHING	No-Yds/TD	JSU
Derrick Milton RB	8-65/1	8-65/1
L. Perkins RB	9-58/2	9-58/2
Josh Robinson RB	5-35/0	5-35/0
Nick Griffin RB	5-12/0	5-12/0
Tyler Russell QB	1-11/0	1-11/0
Jameon Lewis WR	2-11/0	2-11/0
Dak Prescott QB	2-6/1	2-6/1
Kasey Akins RB	5-6/0	5-6/0
Brandon Heavens WR	1--2/0	1--2/0

RECEIVING	No-Yds/TD	JSU
Arceto Clark WR	3-35/0	3-35/0
Jameon Lewis WR	3-32/0	3-32/0
Marcus Green TE	2-31/1	2-31/1
Chris Smith WR	2-28/0	2-28/0
Brandon Hill TE	2-27/0	2-27/0
Joe Morrow WR	2-24/0	2-24/0
Chad Bumphis WR	1-9/1	1-9/1
Robert Johnson WR	1-7/0	1-7/0

The Automated ScoreBook
Mississippi State Return Stats Game-by-Game (as of Sep 02, 2012)
All games

<u>PUNT RETURNS</u>	<u>No-Yds</u>	<u>JSU</u>
Johnthan Banks	3-26	3-26
Chad Bumphis	1--2	1--2

<u>KICK RETURNS</u>	<u>No-Yds</u>	<u>JSU</u>
Jameon Lewis	2-20	2-20
Robert Johnson	1-8	1-8

<u>INT. RETURNS</u>	<u>No-Yds</u>	<u>JSU</u>
Matthew Wells	1-22	1-22
Darius Slay	1-52	1-52

<u>FUMBLE RETURNS</u>	<u>No-Yds</u>	<u>JSU</u>
-----------------------	---------------	------------

The Automated ScoreBook
Mississippi State Sacks Game-by-Game (as of Sep 02, 2012)
All games

<u>SACKS</u>	<u>UA-A</u>	<u>Total</u>	<u>JSU</u>
Matthew Wells LB	1-0	1.0	1.0-10
Denico Autry DL	1-0	1.0	1.0-6

The Automated ScoreBook
Mississippi State Tackle For Loss Game-by-Game (as of Sep 02, 2012)
All games

<u>TACKLES FOR LOSS</u>	<u>UA-A</u>	<u>Total</u>	<u>JSU</u>
Matthew Wells LB	1-0	1.0	1.0-10
Chris Hughes LB	1-0	1.0	1.0-3
Denico Autry DL	1-0	1.0	1.0-6

The Automated ScoreBook
Mississippi State Fumbles Game-by-Game (as of Sep 02, 2012)
All games

<u>FUMBLES</u>	<u>No-Lost</u>	<u>JSU</u>
Chris Smith WR	1-0	1-0
Chad Bumphis WR	1-0	1-0
Jameon Lewis WR	1-0	1-0

<u>FUMBLES FORCED</u>	<u>Number</u>	<u>JSU</u>
Quay Evans	1	1

<u>FUMBLES RECOVERED</u>	<u>Number</u>	<u>JSU</u>
Chris Hughes	1	1

2012 NUMERICAL ROSTER

No.	Name	Pos.	Ht.	Wt.	Cl.	Exp.	Hometown (Last School)
1	Chad Bumphis	WR	5-11	200	Sr.	3L	Tupelo, Miss. (Tupelo)
2	Will Redmond	DB	5-11	175	Fr.	HS	Memphis, Tenn. (East)
3	Brandon Heavens	WR	5-10	175	Sr.	3L	Bessemer, Ala. (Jess Lanier)
4	Jameon Lewis	WR	5-9	185	So.	1L	Tylertown, Miss. (Tylertown)
5	Nickoe Whitley	DB	6-1	205	Jr.	2L	Jackson, Miss. (Provine)
6	Malcolm Johnson	TE	6-2	230	So.	1L	Tuscaloosa, Ala. (Northridge)
7	Nick Griffin	RB	6-0	225	So.	1L	New Augusta, Miss. (Perry Central)
8	Chris Smith	WR	6-2	210	Sr.	3L	Meridian, Miss. (Meridian)
9	Jamil Golden	QB	6-3	190	Fr.	HS	Memphis, Tenn. (Ridgeway)
9	Darius Slay	DB	6-1	190	Sr.	1L	Brunswick, Ga. (Itawamba [Miss.] CC)
10	Cameron Lawrence	LB	6-3	230	Sr.	3L	Coldwater, Miss. (Magnolia Heights)
11	Ricco Sanders	WR	5-11	185	Jr.	2L	Duncan, S.C. (Byrnes)
12	Chris Hughes	LB	6-1	225	Jr.	1L	Mobile, Ala. (Davidson)
13	Johnthan Banks	DB	6-2	185	Sr.	3L	Maben, Miss. (East Webster)
14	Sam Cowart	ATH	6-1	210	Jr.	SQ	McGee, Miss. (Mississippi College)
14	Cedric Jiles	DB	5-10	170	Fr.	HS	Clinton, Miss. (Clinton)
15	Dak Prescott	QB	6-2	230	RFr.	RS	Haughton, La. (Haughton)
16	Joe Morrow	WR	6-4	205	RFr.	RS	Ocean Springs, Miss. (Ocean Springs)
17	Deontay Evans	DB	5-10	190	Fr.	HS	McComb, Miss. (McComb)
17	Tyler Russell	QB	6-4	220	Jr.	2L	Meridian, Miss. (Meridian)
18	Brandon Hill	TE	6-2	235	So.	1L	Columbus, Miss. (West Lowndes)
19	Arceto Clark	WR	5-10	180	Sr.	3L	Verona, Miss. (Shannon)
20	Louis Watson	DB	5-11	185	Sr.	3L	Mobile, Ala. (St. Paul's Episcopal)
22	Matthew Wells	LB	6-2	215	So.	1L	Monticello, Miss. (Lawrence County)
23	Sylvester Hemphill	FB	5-11	235	Sr.	3L	Olive Branch, Miss. (Olive Branch)
24	Jamerson Love	DB	5-10	175	So.	1L	Aberdeen, Miss. (Aberdeen)
25	Corey Broomfield	DB	5-10	180	Sr.	3L	Palm Bay, Fla. (Bayside)
26	James Baldwin	ATH	5-10	195	So.	SQ	Birmingham, Ala. (Vestavia Hills)
27	LaDarius Perkins	RB	5-10	190	Jr.	2L	Greenville, Miss. (St. Joseph)
28	Derrick Milton	RB	6-0	205	RFr.	RS	Pineville, La. (Hargrave [Va.] Military Academy)
28	DeAndre Ward	DB	6-1	200	Fr.	HS	Wetumpka, Ala. (Wetumpka)
29	Quadry Antoine	DB	5-9	211	Fr.	HS	Belle Chasse, La. (Belle Chasse)
30	Jay Hughes	DB	5-11	190	So.	1L	Hattiesburg, Miss. (Oak Grove)
31	Sam Williams	WR	6-2	200	Jr.	2L	Brandon, Miss. (Northwest Rankin)
32	Marcus Green	TE	6-1	240	Sr.	2L	Scooba, Miss. (Kemper County)
33	Xavier Grindle	DB	5-10	185	Fr.	HS	Columbia, Miss. (East Marion)
34	Josh Robinson	RB	5-9	215	RFr.	RS	Franklinton, La. (Franklinton)
35	Adrian Marcus	FB	5-10	225	Jr.	2L	Alabaster, Ala. (Thompson)
37	Taveze Calhoun	DB	6-1	180	RFr.	RS	Morton, Miss. (Morton)
38	Dee Arrington	DB	6-1	215	So.	1L	Wiggins, Miss. (Stone County)
39	William Berg	P	5-9	200	Sr.	SQ	Nashville, Tenn. (Nashville Christian)
39	Richie Brown	LB	6-2	225	Fr.	HS	Long Beach, Miss. (Long Beach)
39	Mike Mordecai	P	6-3	195	Fr.	HS	Madison, Miss. (Jackson Academy)
39	Baker Swedenburg	P	6-0	185	Jr.	1L	Columbus, Miss. (Heritage Academy)
40	Devon Bell	K	6-2	185	Fr.	HS	Vicksburg, Miss. (Warren Central)
40	Taylor Earhart	K	6-1	180	Jr.	TR	Olive Branch, Miss. (Northeast [Miss.] CC)
40	Brian Egan	K	5-11	210	Jr.	1L	Prattville, Ala. (Western Illinois)
40	Charlie Grandfield	K	6-1	180	Sr.	SQ	Starkville, Miss. (Fork Union Military)
40	Evan Sobiesk	K	5-8	180	Fr.	HS	Hattiesburg, Miss. (Oak Grove)
41	Kasey Akins	ATH	5-8	175	Jr.	RS	Starkville, Miss. (East Central [Miss.] CC)
42	Beniquez Brown	LB	6-1	209	Fr.	HS	Florence, Ala. (Florence)
43	Ivan Muniz	LB	6-1	210	So.	SQ	Houston, Texas (Cypress Creek)
44	Christian Holmes	LB	6-1	225	So.	1L	Puckett, Miss. (Puckett)
45	Zachary Jackson	DB	6-1	210	RFr.	RS	Heidelberg, Miss. (Heidelberg)

2012 NUMERICAL ROSTER

No.	Name	Pos.	Ht.	Wt.	Cl.	Exp.	Hometown (Last School)
46	Kendrick Market	DB	5-10	190	RFr.	RS	Batesville, Miss. (South Panola)
47	A.J. Jefferson	DL	6-2	245	Fr.	HS	Summit, Miss. (North Pike)
48	Ryan Brown	DL	6-4	240	Fr.	HS	New Orleans, La. (Archbishop Shaw)
49	Torrey Dale	DL	6-5	230	Fr.	HS	Kenner, La. (John Curtis Christian)
50	Benardrick McKinney	LB	6-5	235	RFr.	RS	Tunica, Miss. (Rosa Fort)
51	Deontae Skinner	LB	6-2	245	Jr.	2L	Macon, Miss. (Noxubee County)
52	Ferlando Bohanna	LB	6-0	225	So.	1L	Memphis, Tenn. (Whitehaven)
53	Daniel McCray	OL	6-0	245	RFr.	SQ	Center Point, Ala. (Shades Valley)
54	Quay Evans	DL	6-3	300	Fr.	HS	Morton, Miss. (Morton)
55	Dylan Holley	OL	6-3	295	Jr.	TR	D'Iberville, Miss. (Miss. Gulf Coast CC)
56	Corvell Harrison-Gay	DL	6-3	270	Jr.	1L	Laurel, Miss. (Northeast Jones)
58	Justin Senior	OL	6-5	300	Fr.	HS	Montreal, Quebec (Hargrave [Va.] Military Academy)
59	Archie Muniz	OL	6-5	290	So.	1L	Houston, Texas (Cypress Creek)
60	Devin Jones	DL	6-1	260	Sr.	3L	Olive Branch, Miss. (DeSoto Central)
61	Gabe Jackson	OL	6-4	320	Jr.	2L	Liberty, Miss. (Amite County)
62	Devon Desper	OL	6-3	300	Fr.	HS	Madison, Miss. (Madison Central)
63	Dillon Day	OL	6-4	300	So.	1L	West Monroe, La. (West Monroe)
64	Eric Lawson	OL	6-7	305	So.	1L	Olive Branch, Miss. (Olive Branch)
65	Daniel Knox	OL	6-6	285	RFr.	RS	Collinsville, Miss. (West Lauderdale Attend. Center)
66	Ben Beckwith	OL	6-3	300	So.	1L	Benton, Miss. (Benton Academy)
67	Tobias Smith	OL	6-3	305	Sr.	2L	Columbus, Miss. (Columbus)
68	Templeton Hardy	OL	6-4	300	Sr.	2L	Como, Miss. (North Panola)
69	Corbin Stewart	OL	6-3	285	So.	SQ	Birmingham, Ala. (Briarwood Christian)
70	Justin Malone	OL	6-7	315	RFr.	RS	Madison, Miss. (Madison-Ridgeland Academy)
71	Cole Carter	OL	6-5	280	Fr.	HS	Caledonia, Miss. (Caledonia)
72	Winston Chapman	SN	6-2	225	RFr.	RS	Fairhope, Ala. (Fairhope)
72	Patrick Sparkman	ATH	6-4	310	Jr.	TR	Walnut Grove, Miss. (Jones County [Miss.] CC)
72	Bailey West	SN	5-9	203	So.	SQ	Hollandale, Miss. (Deer Creek)
73	Paul Thompson	OL	6-3	275	So.	SQ	Madison, N.J. (Hargrave [Va.] Military Academy)
74	Dewayne Cherrington	DL	6-3	335	Sr.	1L	Gwinnett, Ga. (Holmes [Miss.] CC)
75	Blaine Clausell	OL	6-7	305	So.	1L	Mobile, Ala. (Baker)
76	Joey Trapp	OL	6-4	300	Sr.	1L	Rolling Hills, Calif. (Los Angeles Harbor CC)
77	Charles Siddoway	OL	6-7	300	Jr.	TR	Eugene, Ore. (Butte College CC)
78	Damien Robinson	OL	6-7	315	So.	1L	Olive Branch, Miss. (Olive Branch)
79	Hunter Cunningham	OL	6-4	300	RFr.	RS	Maben, Miss. (East Webster)
80	Brandon Holloway	ATH	5-8	165	Fr.	HS	Tampa, Fla. (Alonso)
81	Robert Johnson	WR	6-1	220	So.	1L	Hattiesburg, Miss. (Oak Grove)
82	Rufus Warren	TE	6-6	250	RFr.	RS	Indianola, Miss. (Gentry)
83	Chris Cameron	ATH	5-10	180	Jr.	1L	Palm Beach Gardens, Fla. (Dwyer)
86	Fred Brown	WR	6-0	175	Fr.	HS	Jackson, Miss. (Jim Hill)
87	DJ Blanks	ATH	5-11	190	Jr.	SQ	Baton Rouge, La. (McKinley)
88	Nick James	DL	6-4	330	Fr.	HS	Long Beach, Miss. (Long Beach)
89	Gus Walley	TE	6-3	224	Fr.	HS	Richton, Miss. (Greene County)
90	Denico Autry	DL	6-5	255	Jr.	TR	Albemarle, N.C. (East Mississippi CC)
91	Preston Smith	DL	6-6	245	So.	1L	Stone Mountain, Ga. (Stephenson)
92	Kaleb Eulls	DL	6-4	280	So.	1L	Yazoo City, Miss. (Yazoo County)
93	P.J. Jones	DL	6-3	280	So.	1L	Tupelo, Miss. (Tupelo)
94	Nelson Adams	DL	6-3	289	Fr.	HS	Brandon, Miss. (Brandon)
95	Jordan Washington	DL	6-0	270	Fr.	HS	Sugar Hill, Ga. (North Gwinnett)
96	Shane McCardell	DL	6-5	260	Sr.	3L	Beaumont, Texas (West Brook)
97	Josh Boyd	DL	6-3	300	Sr.	3L	Philadelphia, Miss. (Philadelphia)
98	Curtis Virges	DL	6-3	305	So.	1L	West Point, Miss. (West Point)
99	John Harris	DL	6-5	235	RFr.	RS	Boynton Beach, Fla. (Boynton Beach Community)