



2019 AUBURN BASEBALL

AUBURN ATHLETICS COMMUNICATIONS: 392 SOUTH DONAHUE DRIVE || AUBURN, AL 36849 || AUBURNTIGERS.COM || @AUBURN_BASEBALL

2019 SCHEDULE

Day	Date	Opponent	Time/Result
FRI.	FEB. 15	GEORGIA SOUTHERN (SECN+)	W, 11-2
SAT.	FEB. 16	GEORGIA SOUTHERN (SECN+)	L, 5-7 (13)
SUN.	FEB. 17	GEORGIA SOUTHERN	W, 4-3 (13)
TUE.	FEB. 19	ALABAMA A&M (SECN+)	W, 10-1
WED.	FEB. 20	ALABAMA A&M	W, 10-2
Fri.	Feb. 22	at UCF (UCFKnights.TV)	W, 4-1
Sat.	Feb. 23	at UCF (UCFKnights.TV)	L, 1-6
Sun.	Feb. 24	at UCF (UCFKnights.TV)	W, 13-9
FRI.	MAR. 1	CINCINNATI (SECN+)	W, 5-0
SAT.	MAR. 2	CINCINNATI (SECN+)	W, 5-0
SAT.	MAR. 2	CINCINNATI (SECN+)	W, 9-5
TUE.	MAR. 5	UT MARTIN (SECN+)	W, 15-9
WED.	MAR. 6	UT MARTIN (SECN+)	W, 2-0
FRI.	MAR. 8	UTSA (SECN+)	W, 6-0
SAT.	MAR. 9	UTSA	W, 5-0
SAT.	MAR. 9	UTSA	W, 8-3
Tue.	Mar. 12	at South Alabama (JagNation TV)	W, 6-2
FRI.	MAR. 15	#21 TENNESSEE* (SECN+)	W, 2-0
SAT.	MAR. 16	#21 TENNESSEE* (SECN+)	W, 5-2
SUN.	MAR. 17	#21 TENNESSEE* (SECN+)	W, 5-3
Tue.	Mar. 19	at UAB (C-USA TV)	W, 13-5
Fri.	Mar. 22	at #4 Mississippi State (SECN+)	W, 6-5
Sat.	Mar. 23	at #4 Mississippi State (SECN+)	L, 2-15
Sun.	Mar. 24	at #4 Mississippi State (SECN+)	L, 15-20
Tue.	Mar. 26	vs. Alabama% (SECN)	L, 3-6
Fri.	Mar. 29	at South Carolina (SECN+)	W, 4-2
Sat.	Mar. 30	at South Carolina (SECN)	L, 0-4
Sun.	Mar. 31	at South Carolina (SECN)	W, 7-5
TUE.	APR. 2	GEORGIA TECH (SECN+)	6:00 pm
THU.	APR. 4	#9 ARKANSAS (ESPNU)	6:30 pm
FRI.	APR. 5	#9 ARKANSAS (SECN+)	6:00 pm
SAT.	APR. 6	#9 ARKANSAS (SECN+)	2:00pm
TUE.	APR. 9	JACKSONVILLE STATE (SECN+)	6:00 pm
Fri.	Apr. 12	at #11 Texas A&M (SECN+)	6:30 pm
Sat.	Apr. 13	at #11 Texas A&M (SECN+)	2:00 pm
Sun.	Apr. 14	at #11 Texas A&M (SECN+)	1:00 pm
Tue.	Apr. 16	at Georgia Tech (ACC Extra)	5:00 pm
THU.	APR. 18	#18 OLE MISS (SECN+)	6:00 pm
FRI.	APR. 19	#18 OLE MISS (SECN+)	6:00 pm
SAT.	APR. 20	#18 OLE MISS (SECN+)	1:00 pm
Tue.	Apr. 23	at Jacksonville State (ESPN+)	6:00 pm
Thu.	Apr. 25	at #4 Vanderbilt (ESPNU)	6:30 pm
Fri.	Apr. 26	at #4 Vanderbilt (SECN)	7:00 pm
Sat.	Apr. 27	at #4 Vanderbilt (SECN)	12:00 pm
FRI.	MAY 3	ALABAMA (SECN+)	6:00 pm
SAT.	MAY 4	ALABAMA (SECN)	7:00 pm
SUN.	MAY 5	ALABAMA (SECN)	3:00 pm
TUE.	MAY 7	UAB (SECN+)	6:00 pm
FRI.	MAY 10	#7 GEORGIA (SECN+)	6:00 pm
SAT.	MAY 11	#7 GEORGIA (SECN+)	2:00 pm
SUN.	MAY 12	#7 GEORGIA (SECN+)	1:00 pm
TUE.	MAY 14	NORTH ALABAMA	6:00 pm
Thu.	May 16	at #12 LSU (SECN+)	6:30 pm
Fri.	May 17	at #12 LSU (SECN+)	7:00 pm
Sat.	May 18	at #12 LSU (SECN+)	2:00 pm

POSTSEASON

Tue.	May 21	SEC Tournament	TBA
Fri.	May 31	NCAA Regionals	TBA
Fri.	Jun. 7	NCAA Super Regionals	TBA
Sat.	Jun. 15	NCAA College World Series	TBA

Home games in **BOLD CAPS**

All home games at Plainsman Park | All times central % - 11th annual MAX Capital City Classic (Montgomery, Ala.)

Rankings reflect USA TODAY Coaches Poll



GAME 29

AUBURN, ALA. (Samford Stadium-Hitchcock Field at Plainsman Park)



#15 **AUBURN TIGERS** (22-6, 6-3 SEC)

Head Coach: Butch Thompson (Birmingham-Southern, 1992)

Career Record: 164-100 (5th season) | Record at Auburn: 125-88 (4th season)

VS.



GEORGIA TECH YELLOW JACKETS (19-9, 7-5 ACC)

Head Coach: Danny Hall (Miami (Ohio), 1977)

Career Record: 1,246-658-1 (32nd season) | Record at GT: 1,038-541-1 (26th season)

» QUICK HITTERS

- Auburn is 15-1 at home this season and has won 14 straight games at Plainsman Park.
- The Tigers 14-game home winning streak is tied for the third longest in program history and is its longest since 1998.
- Auburn has outscored its opponents 107-37 at home this season. The team has turned in a 1.48 ERA and is holding opponents to a .196 batting average in its 16 contests at home.
- Rankin Woley, Kason Howell and Edouard Julien are hitting a combined .339 and have driven in 48 runs while scoring 39 runs at home this season.
- Garrett Wade has made three appearances and one start at home this season. He is 2-0 and hasn't allowed a run in 9.0 innings pitched. Wade has struck out 13 batters and issued three walks while holding opponents to a .133 batting average in home games.
- Auburn's rivalry with Georgia Tech dates back to 1897 and is the third-oldest in program history.
- The two teams have split the home-and-home series in each of the last four seasons.
- The Tigers are 16-2 against non-conference foes this season.

PITCHING MATCHUP

AUBURN

GEORGIA TECH

TUE | FR LHP Garrett Wade (3-0, 3.72) vs. TBA

GAME INFO

Date: Tuesday, Apr. 2, 2019

Game Time: 6 pm CT

Site: Auburn, Ala. / Plainsman Park (4,096)

TV: SEC Network+

• Talent: Andy Burcham (pxp), Mark Fuller (color)

Radio: WTGZ-93.9 FM | WQSI - 95.9 FM

• Talent: Paul Ellen, Brit Bowen

Live Stats: StatBroadcast.com

Twitter Updates: @AuburnBaseball

Postgame Recap: AuburnTigers.com

Series History: Auburn leads, 119-109-6

Auburn: Auburn leads, 65-44-2

Atlanta: Auburn trails, 53-62-2

Neutral: Series tied, 1-1-2

Last Meeting: Auburn lost, 4-6, in Atlanta (3/20/18)

Streak: L1

AUBURN

22-6, 6-3 SEC

Team Leaders

Batting Average:	JR IF Rankin Woley (.321)
Runs:	SO IF Edouard Julien (27)
2B:	JR IF Rankin Woley (8)
HR:	SO IF Edouard Julien (6)
RBI:	SO IF Edouard Julien (29)
Stolen Bases:	JR IF Will Holland (12-13)

GEORGIA TECH

19-9, 7-5 ACC

Head Coach: Danny Hall (Miami (Ohio), 1977)

Career: 1,246-658-1 (32nd season)

at GT: 1,038-541-1 (26th season)

Team Leaders

Batting Average:	SO IF/OF Michael Goldberg (.466)
2B:	Two tied (9)
HR:	JR C/IF Kyle McCann (12)
RBI:	JR C/IF Kyle McCann (35)

POTENTIAL STARTING LINEUP

Pos.	#	Player	AVG	AB	R	H	2B	3B	HR	RBI	SB-SBA	BB
C	6	Matt Scheffler	.267	86	16	23	5	0	1	11	5-6	6
1B	4	Rankin Woley	.321	112	20	36	8	1	2	24	2-2	11
2B	9	Ryan Bliss	.235	102	19	24	6	1	1	14	5-5	14
3B	10	Edouard Julien	.280	100	27	28	7	0	6	29	2-2	21
SS	17	Will Holland	.228	101	20	23	3	0	1	9	12-13	18
LF	1	Judd Ward	.268	97	17	26	3	2	2	16	2-3	16
CF	16	Kason Howell	.317	101	18	32	5	0	0	18	12-14	10
RF	41	Steven Williams	.241	108	21	26	4	0	4	14	2-2	17
DH	24	Conor Davis	.295	95	16	28	3	1	3	14	2-2	5

AUBURN'S RECORD WHEN...

	2019	Under Thompson
Overall	22-6	125-88
SEC	6-3	45-54
Non-Conference	16-3	74-30
Postseason	0-0	9-8
Home	15-1	86-36
Away	7-4	28-43
Neutral	0-1	11-9
Current streak	W1	--
Last 5 games	2-3	--
Last 10 games	6-4	--
Situational:		
AU scores first	11-1	83-28
Opp. scores first	11-5	42-60
AU scores 4+ runs	20-2	112-35
AU scores 3 runs or less	2-4	13-53
AU leads after 7 innings	19-0	104-8
8 innings	22-0	121-6
AU trails after 7 innings	1-3	8-65
8 innings	0-6	2-71
Game tied after 7 innings	2-3	12-12
8 innings	0-0	1-8
Extra Innings	1-1	2-9
1-run games	2-0	24-25
2-run games	5-1	15-2
3-run games	2-1	15-13
Games decided by 5+ runs	10-3	62-26
vs. LH Starter	4-1	37-27
vs. RH Starter	18-5	86-61
More hits than opponent	13-1	91-15
Fewer hits than opponent	4-4	20-67
Hits are tied	5-1	12-7
AU has 10+ hits	9-1	74-32
Opp. has 10+ hits	6-4	30-56
Hit a home run	12-1	79-26
Opp. hits a home run	7-4	48-53
AU quality start	6-0	48-17
Opp. quality start	6-2	15-37
AU commits no errors	8-0	50-20
Opp. commits no error	5-2	30-45
By Day:		
Sunday	4-1	19-17
Monday	0-0	0-2
Tuesday	4-1	27-12
Wednesday	2-0	10-2
Thursday	0-0	4-8
Friday	7-0	32-17
Saturday	5-4	32-29
Day Games (first pitch before 6 p.m.)	12-4	71-49
Night Games (first pitch after 6 p.m.)	10-2	54-39
Doubleheaders	4-0	16-8
By Month:		
February	6-2	26-7
March	16-4	52-24
April	0-0	26-25
May	0-0	14-27
June	0-0	6-4
By Jersey:		
White	6-0	39-15
Blue	2-4	18-18
Orange	7-0	29-14
Gray	4-1	14-26
Pinstripes	3-1	15-11
Blue/Camo Hat	0-0	1-1
Cream Throwback	0-0	8-2

UNIVERSITY INFORMATION

Location	Auburn, Ala.
Enrollment	29,776
Founded	October 1, 1856
Nickname	Tigers
Colors	Burnt Orange and Navy Blue
President	Dr. Steven Leath
Athletics Director	Allen Greene
Conference	Southeastern (SEC West)
Stadium / Capacity	Samford Stadium-Hitchcock Field at Plainsman Park / 4,096
Ticket Office Phone	855-282-2010

BASEBALL COACHING / SUPPORT STAFF

Head Coach	Butch Thompson (Birmingham-Southern, 1992)
Record at Auburn / Seasons	125-88 (.587) / 4th
Career Coaching Record / Seasons	164-100 (.621) / 5th
Assistant Coach	Karl Nonemaker (Vanderbilt, 2002)
Assistant Coach	Gabe Gross (Auburn, 2012)
Volunteer Assistant	Steve Smith (Baylor, 1986)
Athletic Admin.	Randall Dickey (Ouachita Baptist, 1983)
Player Development & Data Analyst	Blake Beck (Troy, 2014)
Athletic Trainer	Anthony Sandersen (South Dakota State, 2004)
Strength & Conditioning	Chris Joyner (Minnesota State - Mankato, 2001)

PROGRAM HISTORY

Modern Era Program Record (since 1949)	1,934-1,321-4 (.594)
College World Series Appearances / Last	4 / 1997
College World Series Record	3-8 (.273)
NCAA Regional Appearances / Last	21 / 2018
NCAA Regional Record	48-45 (.516)
NCAA Super Regional Appearances / Last	2 / 2018
NCAA Super Regional Record	1-4 (.200)
Last Postseason Opponent	Florida / 2018
Result	Gainesville (Fla.) Super Regional Lost, 3-2

POSTSEASON HISTORY

College World Series Appearances: 4 (1967, 1976, 1994, 1997)

Super Regional Appearances: 2 (1999, 2018)

NCAA Regional Appearances: 21 (1963, 1967, 1976, 1978, 1987, 1989, 1993-95, 1997-2003, 2005, 2010, 2015, 2017, 2018)

NCAA Regional Titles: 6 (1967, 1976, 1994, 1997, 1999, 2018)

MEDIA RELATIONS

Baseball Contact: George Nunnelley, Asst. Director - Athletics Comm.
Cell: 502-609-9982
Email: gnnunnelley@auburn.edu
Twitter: @gnunnelley
Associate AD: Kirk Sampson

2019 AUBURN BASEBALL ROSTER

No.	Name	Pos.	Cl.	B/T	Ht.	Wt.	Exp.	Hometown (Previous School)
1	Judd Ward	OF	So.	L/R	6-1	195	1L	Russellville, Ala. (Russellville)
2	Everett Lau	IF/OF	Jr.	L/R	5-10	185	JC	Oahu, Hawaii (College of San Mateo)
3	Devin Warner	OF/IF	Fr.	S/R	6-3	205	HS	Cartersville, Ga. (Cartersville)
4	Rankin Woley	IF	Jr.	R/R	6-0	210	JC	Atlanta, Ga. (Chattahoochee Valley)
5	Jarrett Eaton	OF	Fr.	L/R	5-9	162	HS	Mobile, Ala. (St. Paul's Episcopal)
6	Matt Scheffler	C	Jr.	R/R	6-2	190	JC	Kirkland, Wash. (Pierce)
7	Ed Johnson	IF	Fr.	R/R	6-1	175	HS	Trussville, Ala. (Hewitt-Trussville)
8	Bailey Horn	LHP	R-So.	L/L	6-2	212	JC	West, Texas (McLennan)
9	Ryan Bliss	IF	Fr.	R/R	5-9	165	HS	LaGrange, Ga. (Troup)
10	Edouard Julien	IF	So.	L/R	6-1	183	1L	Quebec City, Canada (Cardinal-Roy)
11	Chase Hall	C	R-Jr.	R/R	6-2	215	RS	Roanoke, Ala. (Southern Union)
12	Ryan Hoerter	RHP	So.	R/R	6-6	191	1L	Kenosha, Wisc. (Indian Trail)
13	Davis Daniel	RHP	Jr.	R/R	6-1	190	2L	Montgomery, Ala. (St. James)
14	Elliott Anderson	LHP	Jr.	L/L	6-3	212	2L	Cartersville, Ga. (Cartersville)
16	Kason Howell	OF	Fr.	R/R	6-0	185	HS	Argyle, Texas (Liberty Christian)
17	Will Holland	IF	Jr.	R/R	5-11	185	2L	Lawrenceville, Ga. (Collins Hill)
18	Brooks Fuller	LHP	Fr.	L/L	6-2	215	HS	Auburn Ala. (Auburn)
19	Brody Moore	IF	Fr.	R/R	6-0	185	HS	Oneonta, Ala. (Oneonta)
20	Cody Greenhill	RHP	So.	R/R	6-4	216	1L	Russellville, Ala. (Russellville)
21	Jackson Henderson	IF/OF	Jr.	R/R	6-0	175	JC	Selma, Ala. (Lurleen B. Wallace)
22	Ford Luttrell	RHP	R-Fr.	L/R	6-0	181	RS	Madison, Ala. (Bob Jones)
23	Peyton Glavine	LHP	So.	R/L	5-11	176	1L	Alpharetta, Ga. (Blessed Trinity Catholic)
24	Conor Davis	IF	Jr.	R/R	6-3	227	2L	Roswell, Ga. (Blessed Trinity Catholic)
25	Dawson Sweatt	LHP	Fr.	R/L	6-2	190	HS	Fayetteville, Ga. (Starr's Mill)
26	Troy Bearden	OF/C	Fr.	R/R	6-2	220	HS	Trussville, Ala. (Next Level Baseball Academy)
29	Carson Skipper	LHP	Fr.	L/L	6-3	195	HS	Trussville, Ala. (Hewitt-Trussville)
31	Blake Schilleci	LHP	Sr.	L/L	5-10	198	1L	Birmingham, Ala. (Wallace-Hanceville)
32	Tanner Burns	RHP	So.	R/R	6-0	205	1L	Decatur, Ala. (Decatur)
33	Will Morrison	RHP	Fr.	R/R	6-2	180	HS	Cullman, Ala. (Cullman)
36	Kyle Gray	LHP	R-Jr.	L/L	5-10	205	JC	Austin, Texas (Blinn)
37	Ryan Watson	RHP	Jr.	R/R	6-5	215	2L	Auburn, Ala. (Auburn)
38	Brett Olson	IF	R-Sr.	L/L	6-2	225	1L	Newport Beach, Calif. (Corona Del Mar)
40	Garrett Wade	LHP	Fr.	L/L	6-2	205	HS	Hartselle, Ala. (Hartselle)
41	Steven Williams	OF/C	So.	L/R	6-3	216	1L	Albany, Ga. (Deerfield-Windsor)
43	Richard Fitts	RHP	Fr.	R/R	6-3	185	HS	Helena, Ala. (Helena)
44	Jack Owen	LHP	So.	L/L	6-2	174	1L	Aliso Viejo, Calif. (J Serra)

COACHES & STAFF

30	Butch Thompson	Head Coach	Fourth Year
35	Karl Nonemaker	Assistant Coach	Second Year
39	Gabe Gross	Assistant Coach	Second Year
34	Steve Smith	Volunteer Assistant Coach	Second Year
	Greg Drye	Director of Operations	Fourth Year
	Randall Dickey	Athletic Administrator	Fifth Year
	Anthony Sandersen	Athletic Trainer	Second Year
	Blake Beck	Player Development & Data Analyst	Third Year
	Chris Joyner	Strength & Conditioning	First Year

PRONUNCIATION GUIDE

Ryan HOERTER HOR-ter
 EDOUARD JULIEN ED-whah joo-lee-EN
 Everett LAU Rhymes with 'now'
 Ford LUTTRELL LUH-trull
 Blake SCHILLECI sha-LAY-see
 Rankin WOLEY WOE-lee

30 BUTCH THOMPSON HEAD COACH

THE AUBURN SKIPPER

- Seven College World Series appearances / 16 postseason appearances
- 2013 National Runner-up (Mississippi State)
- 2001 National Champion (Birmingham-Southern)
- 2014 Baseball America/ABCA National Assistant Coach of the Year
- 2006 FCA Coach of the Year
- Coached 14 pitchers who went on to pitch in the Major Leagues
- Recruited and coached 29 pitchers who were drafted out of college that weren't drafted out of high school

Butch Thompson enters his fourth season at the helm of the program in 2019. Thompson, who spent three seasons as an assistant coach and recruiting coordinator at Auburn from 2006-08, returned to the Plains after seven seasons at Mississippi State as both associate head coach and pitching coach.

Butch Thompson was named Auburn's head baseball coach on October 22, 2015 and enters his fourth season with the Tigers in 2019.

Thompson, who spent three seasons as an assistant coach and recruiting coordinator at Auburn from 2006-08, returned to The Plains after seven seasons at Mississippi State as both associate head coach and pitching coach.

Widely regarded as one of the premier pitching coaches in the country, he has seen 14 of his former pitchers make their Major League Baseball debuts, including eight since 2014. Thompson has also turned 29 pitchers who went undrafted out of high school into MLB draft picks.

Thompson had three pitchers drafted in the first 11 rounds in 2014 and five pitchers drafted, including three in the top 10 rounds, in 2013. He added a first-round selection in the 2016 draft, a third-round pick in Keegan Thompson in 2017 and the first No. 1 overall pick in program history in Casey Mize in 2018.

Along with his pitching pedigree, Thompson is also considered one of the top recruiters in the country. Since 2003, he has secured 12 recruiting classes that were ranked in the top 10 by either Baseball America or Perfect Game, including the No. 5 signing class in 2017 and a program record No. 4 class in 2018. His classes signed from 2006-08 at Auburn each ranked in the top 18 nationally, including the No. 5 class in 2008.

A native of Amory, Miss., Thompson has coached 26 Division I All-Americans and 38 all-conference performers. He has made 16 postseason appearances, including seven trips to the College World Series, and guided Birmingham-Southern to a NAIA National Championship in 2001 and was a national runner-up at Mississippi State in 2013.

Thompson was named the 2006 Fellowship of Christian Athletes SEC Coach of the Year while at Auburn and the 2014 Baseball America and American Baseball Coaches Association (ABCA) National Assistant Coach of the Year while at Mississippi State.

Thompson has already made his mark in his first three seasons at Auburn as he became the fourth head coach in program history to notch his 100th win in his third season at the helm. Thompson has guided the Tigers to a 103-82 overall record and has taken the team to back-to-back NCAA regionals for the first time in 15 years. After tying the 2010 team for the most wins (43) in a season since 1999 and advancing to its first super regional since that same season, Auburn's 2018 team finished the year ranked No. 9 by USA TODAY, marking the program's highest ranking to end a season since 1998.

In seven seasons at MSU, Thompson made four NCAA regional trips, two Super Regionals, won the SEC Tournament and advanced to the College World Series finishing as NCAA runner-up in 2013. In three of the last four seasons, the Bulldogs' staff ERA finished no higher than 3.06. Thompson's 2013 pitching staff was one of two nationally to finish in the top 15 in ERA, strikeouts per nine innings and hits allowed per nine innings.

In addition to his experience at Auburn and Mississippi State, Thompson also spent five seasons at Georgia from 2002-05, including a trip to the College World



Series in 2004. While there he guided the development of future Major Leaguers Josh Fields, Mitchell Boggs and Brooks Brown.

Thompson launched his coaching career as pitching coach and top assistant at Huntingdon College (Ala.) in 1993, before returning to his alma mater in Birmingham, where he helped lead the Panthers to back-to-back Southern States Conference championships and in 1995 coached BSC to its first NAIA World Series berth.

Thompson left BSC briefly to serve as head coach at Jefferson State Community College in Birmingham in 1997. While at JSCC, he was honored as the Regional Tournament Coach of the Year, the ABCA Alabama Junior College Coach of the Year and the Southeast Region Coach of the Year after guiding JSCC to a 39-21 mark, the AJCAA Region 22 State Championship and a third-place finish in the NJCAA Division II World Series.

He returned to Birmingham-Southern as top assistant the following season, beginning a four-year run during the most successful span in BSC baseball history. The Panthers won 196 games, four TranSouth Conference Championships and made three-consecutive appearances in the NAIA World Series. BSC's 2001 team posted a school-best 55-11 mark and captured the NAIA National Championship.

In 2002, Thompson joined the SEC baseball coaching fraternity as a pitching coach and recruiting coordinator at Georgia and has been a part of the league for the past 17 seasons.

Thompson currently serves as the large-school representative for the Alabama Baseball Coaches Association and is an All-American committee member representing the South region for the ABCA.

Thompson prepped at Amory (Miss.) High School and later starred as a pitcher at Itawamba (Miss.) Community College from 1989-90. On Oct. 25, 2014, Thompson was inducted into the ICC Athletic Hall of Fame.

He earned a bachelor's degree in history at BSC in 1992 and completed a master's degree in sports administration at UAB in 1996. He is married to the former Robin Ashe of Birmingham, Ala., and they are the parents of three daughters --- Anna, Olivia and Madelyn Gail.

NATIONAL POLLS

NEWS & NOTES

BASEBALL AMERICA

Apr. 1

1. UCLA
2. Stanford
3. Vanderbilt*
4. N.C. State
5. Mississippi State*
6. Georgia*
7. Oregon State
8. Texas
9. North Carolina
10. Arizona State
11. Texas Tech
12. Arkansas*
13. East Carolina
14. Texas A&M*
15. LSU*
16. Florida
17. Louisville
- 18. AUBURN**
19. UC Irvine
20. Ole Miss*
21. Clemson
22. UConn
23. Oklahoma State
24. UC Santa Barbara
25. Coastal Carolina

D1 BASEBALL

Apr. 1

1. UCLA
2. Stanford
3. N.C. State
4. Georgia*
5. Vanderbilt*
6. Oregon State
7. Arizona State
8. Mississippi State*
9. Texas A&M*
10. Louisville
11. East Carolina
12. Texas
13. LSU*
14. Arkansas*
- 15. AUBURN**
16. North Carolina
17. Texas Tech
18. Ole Miss*
19. Coastal Carolina
20. UC Irvine
21. Florida
22. UConn
23. Clemson
24. Oklahoma State
25. TCU

USA TODAY

Apr. 1

1. UCLA
2. Stanford
3. N.C. State
4. Vanderbilt*
5. Arizona State
6. Oregon State
7. Georgia*
8. Mississippi State*
9. Arkansas*
10. Louisville
11. Texas A&M*
12. LSU*
13. North Carolina
14. Texas Tech
- 15. AUBURN**
16. East Carolina
17. Texas
18. Ole Miss*
19. Clemson
20. Coastal Carolina
21. Florida
22. UC Irvine
23. Oklahoma
24. UC Santa Barbara
25. TCU

NCBWA

Apr. 1

1. UCLA
2. Stanford
3. Vanderbilt*
4. Oregon State
5. N.C. State
6. Arizona State
7. Georgia*
8. Louisville
9. Mississippi State*
10. Arkansas*
11. LSU*
12. Texas Tech
13. Texas
14. North Carolina
15. East Carolina
16. Texas A&M*
- 17. AUBURN**
18. Florida
19. Ole Miss*
20. Clemson
21. UC Irvine
22. Coastal Carolina
23. TCU
24. UC Santa Barbara
25. Oklahoma State
26. Baylor
27. Florida State
28. Tennessee*
29. Michigan
30. UConn

PERFECT GAME

Apr. 1

1. UCLA
2. Stanford
3. Oregon State
4. Vanderbilt*
5. N.C. State
6. Mississippi State*
7. Georgia*
8. Arizona State
9. North Carolina
- 10. AUBURN**
11. Texas A&M*
12. Louisville
13. East Carolina
14. Texas
15. Texas Tech
16. LSU*
17. Arkansas*
18. Florida
19. Ole Miss*
20. UC Irvine
21. UConn
22. UC Santa Barbara
23. Coastal Carolina
24. Clemson
25. TCU

COLLEGIATE BASEBALL

Apr. 1

1. N.C. State
2. Arizona State
3. UCLA
4. Stanford
5. Vanderbilt*
6. Oregon State
7. Georgia*
8. Arkansas*
9. LSU*
10. Mississippi State*
11. Texas A&M*
12. East Carolina
13. Clemson
- 14. AUBURN**
15. Texas Tech
16. Louisville
17. North Carolina
18. Coastal Carolina
19. UC Santa Barbara
20. Florida
21. UC Irvine
22. Baylor
23. Oklahoma State
24. BYU
25. TCU
26. Texas
27. Georgia Tech
28. Ball State
29. Arkansas State
30. FAU

AUBURN IN THE POLLS

BA D1 CB NC PG USA

Pre.	17	22	23	19	15	20
2/18	18	22	26	22	15	--
2/25	18	21	29	22	15	--
3/4	17	19	27	18	15	18
3/11	17	18	23	17	15	17
3/18	16	12	12	14	7	12
3/25	18	15	13	13	10	12

BA D1 CB NC PG USA

4/1	18	15	14	17	10	15
-----	----	----	----	----	----	----

UP NEXT

• Auburn welcomes No. 9 Arkansas (22-6, 6-3) to Plainsman Park for its second home conference series this season. The series begins Thursday at 6:30 p.m. CT.

SCOUTING THE YELLOW JACKETS

• Georgia Tech comes in at 19-9 overall and 7-5 in ACC play after winning two of three against Notre Dame at home. The Yellow Jackets have won eight of the last 10 games. • Offensively, the Yellow Jackets are hitting .292 and are led by sophomore Michael Guldberg's .466 clip, which is good for second in the country. Junior catcher Kyle McCann leads the team in home runs (12), doubles (nine), RBI (35), hits (28), walks (32) and total bases (80). • On the mound, Georgia Tech has turned in a staff ERA of 3.48. The Yellow Jackets lead the ACC in walks allowed per nine innings (2.98).

HOME SWEET HOME

• Auburn is 15-1 at home this season and has won 14 straight games at Plainsman Park. The team's 14-game home winning streak is tied for the third longest in program history and marks the team's longest since 1998. • Auburn went 29-6 in games played at Plainsman Park last season, marking the most home wins in a season since 1997 (30) and the second-most home wins all-time. • The Tigers are 44-7 at home since the start of the 2018 season and 67-20 at home since 2017.

NON-CONFERENCE SUCCESS

• Auburn started the 2018 season 15-0, marking the second-best start in program history, and went 21-4 overall in non-conference play, including 11-1 on the weekend. • Dating back to the 2017 season, the Tigers are 54-14 in regular season games against non-conference opponents.

TURNING BACK THE CLOCK

• Auburn has won 102 games dating back to the start of the 2017 season, and the team's 80 wins from 2017-18 marked the most wins since winning 87 games from 1999-2000. • The Tigers are one of six teams in the SEC with 100 or more wins since 2017, joining Florida (121), Arkansas (115), LSU (110), Texas A&M (104) and Mississippi State (103) on the list.

LATE-INNING LEAD

• Auburn is 19-0 when leading after seven and 22-0 when leading after eight this season. • The Tigers are 104-8 when ahead after seven and 121-6 when ahead after eight under head coach Butch Thompson. • Conversely, Auburn is 1-3 when trailing after seven and 0-6 when trailing after eight this season. The Tigers are 8-65 and 2-71, respectively, under Coach Thompson.

SHUTTING 'EM OUT

• Auburn is tied for the national lead with six shutouts this season, all of which came in a 10-game span. • The Tigers six shutouts are already one more than last season and the seventh most in a single-season in program history. The single-season record is nine in 1988. • The Tigers didn't allow a run in 33.1 innings from Mar. 6-9, marking a program record in the category.

MAGIC NUMBER: FOUR

- Auburn’s magic number for runs scored in a game is four.
- The Tigers are 20-2 when scoring four or more runs this season and 2-4 when scoring three runs or fewer.
- In four seasons under Coach Thompson, the team is 112-35 when scoring four or more runs and 13-53 when scoring three or fewer runs.

TALE OF TWO TAPES

- Auburn’s pitching staff led the country in ERA (2.02) and ranked in the top 10 in walks allowed per nine innings (2.55), strikeout-to-walk ratio (3.81) and WHIP (1.02) following the series against Tennessee.
- The Tigers struck out 202 batters and issued 53 walks in 187.0 IP while holding teams to a .203 batting average in those first 20 games.
- In eight games since, the team has posted a 7.01 ERA and has struck out 54 batter with 45 walks in 68.0 IP. Teams are hitting .303 against the Tigers during the recent stretch.

PUTTING ‘EM IN MOTION

- Auburn has stolen 46-of-51 bases this season and ranks 46th in the country in the category.
- The Tigers stole 26 straight bases from Feb. 19-Mar. 17 and are 40 for the last 42.
- The team’s six stolen bases in the series finale vs. Tennessee were the most in a game since 2016, and the 11 stolen bases in the series were the most in a series in the Stat Crew era (1993). They were also the most in a three-game span since 2012.
- The 46 stolen bases are just four shy of the team’s total in 66 games a season ago.
- Eleven players, including all nine members of Auburn’s regular starting lineup, have stolen a base this season.

IT’S GOTTA BE THE NUMBER

- Casey Mize and Tanner Burns have served as Auburn’s ace in the last two seasons and have both worn jersey number 32.
- Here is a comparison of their stats through seven starts:
Casey Mize (2018): 6-0, 2.11 ERA, 47.0 IP, 25 H, 3 BB, 70 K, .152 B/AVG
Tanner Burns (2019): 4-0, 1.40 ERA, 45.0 IP, 24 H, 10 BB, 59 K, .151 B/AVG

THE DOCTOR WILL SEE YOU NOW

- Tanner Burns was named the SEC Pitcher of the Week, the NCBWA and Perfect Game/Rawlings National Pitcher of the Week, and the Golden Spikes Award Performer of the Week after tossing a complete-game shutout and matching the Auburn single-game record with 15 strikeouts vs. Cincinnati on Mar. 1.
- He didn’t allow a run in three-plus starts and 23.0 IP while striking out 34 batters and issuing two walks from Mar. 1-22.
- In his last 11 starts, Burns is 7-0 with a 1.67 ERA (13 ER in 70.0 IP).

TAKING THE NEXT STEP

- Owen made it back-to-back SEC Pitchers of the Week for the Tigers after turning in a complete-game shutout vs. UTSA on Mar. 9.
- Owen needed just 98 pitches to get through the game, marking the fewest pitches in a complete-game effort since Keegan Thompson finished a game in 90 pitches in 2014.
- Owen didn’t allow a run in 20.2 innings until his Saturday vs. Tennessee and set the program record with 28.2 innings without allowing an earned run dating back to last season.

CONSECUTIVE SCORELESS INNINGS

Name	Dates	IP
1. Jack Owen	5/22/18-3/16/19	28.2 #
2. John Powell	5/19-6/4/94	27.1 #
3. Keegan Thompson	5/15/15-3/10/17	25.0 #
4. Keegan Thompson	2/17-3/10/17	23.2 ^
5. Tanner Burns	3/1-pres.	23.0
6. Bryan Woodall	2/9-23/07	21.2 # ^
Chris Morrison	3/18-4/2/95	21.2 #
Joe Beckwith	2/26-3/17/96	21.0 ^
9. Jack Owen	2/23-3/17/19	20.2
10. Michael Nix	3/23-4/15/03	20.1

includes unearned runs | ^ to begin a season

HOMETOWN HERO

- Auburn native Brooks Fuller made his first career SEC start and suffered the tough-luck Saturday vs. South Carolina.
- Fuller pitched a season-high 5.0 innings and allowed two runs on three hits with four walks and four strikeouts in Columbia.
- The left-hander ranks second on the team among qualified pitchers with a 2.92 ERA in SEC play and is holding conference opponents to a .209 batting average.

HEATING UP

- Freshman outfielder Kason Howell has turned in multiple hits in four of the last five contests, including three straight at South Carolina.
- Howell leads the team with a .409 average (9-for-22) in the last five games and is hitting .333 (13-for-39) in the last 10 contests.

CANADIAN CRUSHER

- Edouard Julien leads the team with 29 RBI and has driven in multiple runs in 11 games this season, including six of the last 13 contests.
- Julien broke Frank Thomas’ freshman RBI record and led the SEC and all freshmen nationally with 69 RBI a season ago.
- He has recorded 23 HR and 98 RBI in his first 89 games at Auburn.

SHOW STOPPER

- Elliott Anderson has made a team-high 13 appearances this season, including 12 in relief.
- In his 12 relief appearances, Anderson is 4-0 with a 0.42 ERA. He has struck out 25 batters and issued nine walks in 21.2 IP and is holding opponents to a .179 batting average.

BULL MENTALITY

- Cody Greenhill leads the team and ranks fifth in the SEC with six saves this season.
- Four of Greenhill’s six saves have come on the road, including three in SEC road games.
- Outside of his second outing of the weekend in Starkville, Greenhill has posted a 1.80 ERA

WOAH-LEY

- Rankin Woley leads the team in batting average (.321), hits (36) and doubles (eight) while ranking second in RBI (24) and tied for third on the team in runs (20).
- Woley was named a NJCAA First Team All-American in 2018 and set the Chattahoochee Valley single-season record for hits (93), doubles (27) and RBI (93).

PACKED HOUSE

- Auburn sold a record number of season tickets in 2019 (2,163), which surpassed its previous record of 1,991 tickets sold a season ago.
- The Tigers have welcomed 50,885 fans through the gates of Plainsman Park this season, which ranks 14th in the country.
- The average attendance of 3,180 fans ranks 15th in the country.

CONFERENCE SLATE

- Two of Auburn’s first three SEC series have come against ranked team, and six of the remaining seven conference series are against teams that currently rank in the top 18 of the most recent USA Today Coaches Poll.
- Eight of the team’s 10 conference series this season are against NCAA Regional teams from a year ago, including four NCAA Super Regional teams and two teams that advanced to the College World Series in Arkansas and Mississippi State.
- The Tigers five road trips in league play are to Mississippi State, South Carolina, Texas A&M, Vanderbilt and LSU. All Five teams made the 2018 NCAA Tournament and three - Mississippi State, South Carolina and Vanderbilt - advanced to a super regional.

SUPER SOPHOMORES

- Auburn had four Freshman All-America and SEC All-Freshman Team honorees a season ago in Tanner Burns, Cody Greenhill, Edouard Julien and Steven Williams.
- The four freshmen All-Americans were the most in program history and tied with Vanderbilt for the most in the country last year.

CORE POWER

- The Tigers return 41 home runs between the core trio of Julien (17), Will Holland (12) and Steven Williams (12). The 41 home runs between the three players are the most among any returning trio in the SEC this season.
- Julien, Holland and Williams also drove in a combined 172 runs last season, totaling 16 more RBI than any other returning trio in the SEC this season.

WEALTH OF EXPERIENCE

- The team's 43 returning home runs are the most since 2011 (62) and its 214 RBI are the most since 2016 (246).
- The Tigers also bring back 156 appearances, 25 wins, 362.0 innings pitched and 330 strikeouts. Those are the highest totals returning since 2016, 2014, 2014 and 2012, respectively.

THE GABE GROSS EFFECT

- In its first season under hitting coach Gabe Gross, Auburn set a program record for hit-by-pitches (84) and ranked in the top 10 in program history in a number of additional offensive categories.
 - Home runs: 73; 5th
 - Walks: 309; 5th
 - RBI: 423; 8th
 - Runs: 467; 8th
 - Extra-base hits: 201; 10th
 - Total bases: 977; 10th

PRESEASON RECOGNITION

- Burns and Holland garnered a wealth of preseason recognition, including becoming the first Auburn duo to be named to the Golden Spikes Award preseason watch list in the same season.
- Burns: Preseason First Team All-SEC, Golden Spikes Award preseason watch list, Second Team Preseason All-American by D1 Baseball, Third Team Preseason All-American by Collegiate Baseball.
- Holland: Golden Spikes Award preseason watch list, Second Team Preseason All-American by Perfect Game, Third Team All-American by D1 Baseball and NCBWA.

BIG LEAGUE TIGERS

- In 2018, former Auburn pitcher Trey Wingenter became the 51st player in Auburn history to appear in the Major Leagues. He made his MLB debut for the San Diego Padres on Aug. 7, 2018.
- Wingenter is one of three former Tigers to open the 2019 season on a big league roster, joining Josh Donaldson (Braves) and Garrett Cooper (Marlins). Grant Dayton is also on the Braves' 40-man roster but is currently inactive.

TIGERS IN THE DRAFT

- Auburn had seven players selected in the 2018 MLB Draft, including the program's first No. 1 overall draft pick in Casey Mize.
- The seven players drafted were the most in a season since 2010 (11) and tied for the second most in program history.
- The Tigers have had multiple players drafted every year since 2006 and at least one player selected for 44 straight years, which is tied for the longest streak in the SEC.

TAKE 'EM TO SCHOOL

- Auburn has 11 players on its team that chose to attend Auburn rather than sign a professional contract, including four freshmen from the 2018 draft in June.

Player	Year	Round	Team
Ryan Bliss	2018	30th	Boston
Tanner Burns	2017	37th	NY (AL)
Davis Daniel	2018	11th	Milwaukee
	2016	34th	Chicago (NL)
Peyton Glavine	2017	37th	LA (AL)
Ryan Hoerter	2017	36th	Pittsburgh
Kason Howell	2018	20th	Boston
Edouard Julien	2017	37th	Philadelphia
Garrett Wade	2018	38th	Tampa Bay
Devin Warner	2018	30th	Arizona
Ryan Watson	2016	39th	LA (NL)
Steven Williams	2017	35th	NY (AL)

THE LAST TIME...

BATTING SUPERLATIVES

5 hits in a game Anfernee Grier at Kennesaw St. [5-for-6] (4/12/16)
 6 hits in a game Tyler Johnstone vs. Elon [6-for-7, 2B, 3B] (2/25/05)

Reached base 6 times Edouard Julien vs. Alabama A&M [3-3, 1 BB, 2 HBP] (4/3/18)

4 runs in a game Will Holland at Alabama (G2 - 4/21/18)
 5 runs in a game Edouard Julien vs. Alabama A&M (4/3/18)
 6 runs in a game never

10-game hitting streak **Ryan Bliss, 10 games, (2/17-3/5/19)**
 15-game hitting streak Jonah Todd, 16 games, (4/8-5/7/17)
 20-game hitting streak A. Grier, 22 games, (5/31/15-3/22/16)
 25-game hitting streak Justin Fradejas, 27 games (3/23-5/7/10)
 30-game hitting streak Casey Dunn, 31 games (2/22 [G1]-4/15/97)

3 doubles in a game Jordan Ebert vs. Southern (2/26/16)
 4 doubles in a game Ken Dempsey vs. Georgia (1971)

2 triples in a game Jay Gonzalez vs. Alabama State (2/28/12)
 3 triples in a game never

2 home runs in one game **Edouard Julien vs. Alabama A&M (2/20/19)**
 3 home runs in one game Tony Caldwell at Kentucky (4/9/11)

7 RBI in a game Steven Williams vs. Longwood (2/17/18)
 8 RBI in a game Justin Bryant at Georgia (3/19/10)
 9 RBI in a game Hunter Morris at Georgia (3/21/10)
 10 RBI in a game Bob Berry vs. Huntington (4/15/82)

Grand slam home run **Conor Davis at UAB (3/20/19)**
Inside-the-park home run **Edouard Julien vs. Georgia Southern (2/17/19)**
 HR to begin game Will Holland at #5 Ole Miss (5/12/18)
 Two HR in one inning Dan Glevenyak at Jacksonville State (8th) (5/7/13)
HR in consecutive at-bats **Edouard Julien vs. Alabama A&M (2/20/19)**
HR in three consecutive at-bats **Edouard Julien vs. Alabama A&M/UCF (2/20-22/19)**
HR in consecutive games **Steven Williams vs. at UCF vs. Cincinnati (2/24-3/1/19)**
 HR in three consecutive games Brendan Venter (5/5-7/18)
 HR in three consecutive SEC games Trent Mummy (4/17-23/10)
 HR in four consecutive games Joseph Sanders (5/10-15/08)
 HR in four consecutive SEC games Mike Bianucci (5/2-9/08)
 HR in five consecutive games Tim Lemons (4/6-10/85)
 Walk-off HR Conor Davis vs. # 6 South Carolina (4/2/17)
 Pinch-hit HR Edouard Julien vs. BYU (G1 - 3/3/18)
 Pinch-hit grand slam Edouard Julien vs. BYU (G1 - 3/3/18)
 HR in first at-bat of season Steven Williams vs. Longwood (2/17/18)
 HR in both games of DH Dylan Ingram at #7 Mississippi St. (4/29/17)

Hit for the cycle Clete Thomas [3B, 1B, 1B, HR, 2B] vs. Arkansas (4/3/05)

Hit from both sides of plate in same inning Damon Haecker [5th inn.] vs. Jacksonville St. (3/15/17)
 Two hits in same inning Josh Anthony [HR, 2B] vs. Army (6/2/18)

Stole home Justin Hargett vs. Davidson (Gm 2) [4th] (3/3/10)
Stole two bases in a game **Kason Howell at South Carolina (3/30/19)**
 Stole three bases in a game Anfernee Grier vs. Southern (2/26/16)

Hit by a pitch 2 times in a game **Edouard Julien vs. UT Martin (2) (3/5/19)**
 Hit by a pitch 3+ times in a game Dan Glevenyak at Alabama (4) (4/11/14)

Scored 20 or more runs 20 at Alabama (G2 - 4/21/18)
 Scored 25 or more runs 25 vs. Longwood (2/17/18)
 Scored 30 or more runs 32 vs. Troy (3/2/94)

Scored 5 runs in an Inning **5, vs. UTSA (1st) (3/9/19)**
Scored 6 runs in an Inning **6, at South Carolina (2nd) (3/31/19)**
Scored 7 runs in an Inning **7, at #4 Mississippi State (4th) (3/24/19)**
Scored 8 runs in an Inning **8, at UAB (5th) (3/19/19)**
 Scored 9 runs in an Inning 9, vs. Army (5th) (6/2/18)
 Scored 10+ runs in an Inning 11, at Alabama (8th) (G1 - 4/21/18)
 Recorded 10+ hits in an Inning 11, vs. Furman (5th) (2/12/00)
 Scored in every inning vs. Coppin State (3/18/14)

Recorded 15-19 hits **18, vs. UT Martin (3/5/19)**
Recorded 20 or more hits **21, at #4 Mississippi State (3/24/19)**

Hit 3 or more home runs in an inning 3, vs. Northeastern (6th) (G1 - 3/10/18)
Hit 3 or more home runs in a game **3, at UCF (2/24/19)**
 Hit 5 or more home runs in a game 6, vs. Northeastern (G1 - 3/10/18)
 Hit 7 or more home runs in a game 7, vs. Mississippi State (5/8/10)
Hit back-to-back home runs **S. Williams & R. Woley at #4 Mississippi State (6th) (3/22/19)**
 Hit back-to-back-to-back home runs B. Fletcher, H. Morris & K. Patterson vs. Mississippi State (5th) (5/8/10)

Had 5 doubles 5, vs. N.C. State (6/3/18)
 Had 6 doubles 6, vs. Georgia Tech (3/13/18)
 Had 7 doubles 7, vs. Alabama A&M (3/1/16)
 Had 8 doubles 8, vs. BYU (G1 - 3/3/18)
 Had 9+ doubles 10, vs. Tennessee (5/15/10)

Stole 5 bases in a game 5, vs. Bethune-Cookman (5/6/14)
Stole 6 bases in a game **6, vs. #21 Tennessee (3/17/19)**
 Stole 7 bases in a game 7, vs. Presbyterian (5/8/12)
 Stole 8 bases in a game 8, vs. Alcorn State (2/22/12)

Walked 10+ times 13, vs. Alabama A&M (4/3/18)
 Did not strike out in a game vs. Belmont (3/11/12)

PITCHING SUPERLATIVES

INDIVIDUAL
 Nine-inning no-hitter Casey Mize vs. Northeastern (3/9/18)
 Nine-inning no-hitter (combined) Mike Mueller [2.0], Lee Carter [1.0], Brandon Channell [1.0], Reid Price [1.0], Andrew Skinner [1.0], Arnold Hughey [1.0], Ken Clayton [1.0], Cory Duettt [0.2], Sean Jones [0.1] vs. UAB (3/19/02)

Seven-inning no-hitter Jason Johnson vs. LaGrange College (4/30/91)

Nine-inning perfect game Eric Brandon vs. Murray State (3/2/02)
 Seven-inning perfect game Jason Johnson vs. LaGrange College (4/30/91)

Nine-inning one-hitter (individual) Keegan Thompson vs. Presbyterian (3/1/14)
 Nine-inning one-hitter (combined) Justin Camp [6.2], Terrance Dedrick [1.1], Jay Wade [0.2], Rocky McCord [0.1], at Kennesaw St. (3/11/14)
 Five-inning one-hitter Kevin Davis [3.2], Jacob Milliman [1.1], vs. Radford (2/22/15)

Nine-inning two-hitter **Tanner Burns [9.0] vs. Cincinnati (3/1/19)**

Complete game **Jack Owen vs. UTSA (3/9/19)**
Complete game shutout **Jack Owen vs. UTSA (3/9/19)**
 Consecutive complete games K. Thompson vs. Arkansas & LSU (4/4 & 4/11/15)

Struck out 10 batters **10 by Tanner Burns vs. UTSA (3/8/19)**
 Struck out 11 batters 11 by Casey Mize vs. Army (6/2/18)
 Struck out 12 batters 12 by Casey Mize at Kentucky (3/23/18)
 Struck out 13 batters 13 by Casey Mize vs. Texas A&M (3/16/18)
Struck out 15 batters **15 by Tanner Burns vs. Cincinnati (3/1/19)**

TEAM
Shut out 15 batters **Garrett Wade [8], Kyle Gray [1], Will Morrison [1], Carson Skipper [5] vs. UT Martin (3/6/19)**
Struck out 16 batters **Garrett Wade [8], Kyle Gray [2], Elliott Anderson [6] at South Alabama (3/12/19)**
Struck out 17 batters **Carson Skipper [8], Elliott Anderson [2], Will Morrison [5], Blake Schilleci [2] vs. Alabama A&M (2/19/19)**

Struck out 15 batters consecutive games vs. Ga State, at Missouri (4/5-7/16)
Shut out an opponent **2-0 vs. #21 Tennessee (3/15/19)**
Consecutive shutouts **6-0 vs. UTSA / 5-0 vs. UTSA (3/8-9/19)**
Three straight shutouts **2-0 vs. UT Martin / 6-0 vs. UTSA / 5-0 vs. UTSA (3/6-9/19)**
Shut out an SEC opponent **2-0 vs. #21 Tennessee (3/15/19)**
 Shut out an SEC opponent on the road 5-0 at Alabama (G1 - 4/21/18)
 Consecutive SEC shutouts 5-0 and 4-0 at Miss. State (3/27-28/15)
 Consecutive SEC shutouts on the road 5-0 and 4-0 at Miss. State (3/27-28/15)
Was shut out **4-0 at South Carolina (3/30/19)**
 Was held to one hit vs. #24 Missouri (4/1/18)
 Was no hit vs. #13 Arkansas (5/25/17)

FIELDING SUPERLATIVES
 2 errors in a game Josh Anthony vs. Texas A&M (3/17/18)
 3 errors in a game Luke Jarvis vs. Presbyterian (3/11/17)
 4 errors in a game Brett Burnham at Alabama (4/5/00)

3 double plays turned in a game vs. Alabama A&M (4/3/18)
 4 double plays turned in a game vs. Georgia Tech (4/4/17)
 5 double plays turned in a game never

Triple play (Auburn) vs. Memphis (5/22/78)
 Triple play (Opponent) at Florida [4th] (3/15/08)

Threw a runner out at HP to end game Will Holland vs. Presbyterian (3/12/17)

MISC. SUPERLATIVES
Won 10 or more consecutive games **15 (2/24-3/22)**
Won 15 or more consecutive games **15 (2/24-3/22)**
 Won 8 or more consecutive SEC games 9 (4/1-21/95)
 Lost 5 or more consecutive games 7 (5/6-5/13/17)

Home winning streak 21 (1964-66)
 Road winning streak 14 (1967/1995)
 Season-opening winning streak 17 (2/7-3/5/97)

Extra-innings victory **4-3, 13 innings vs. Georgia Southern (2/17/19)**
Extra-innings loss **5-7, 13 innings vs. Georgia Southern (2/16/19)**

Swept a 3-game series **vs. #21 Tennessee (3/15-17/19)**
 Swept a road series at Alabama (4/20-21/18)
 Swept a road SEC series at Alabama (4/20-21/18)
Swept a SEC series **vs. #21 Tennessee (3/15-17/19)**
 Swept a 4-game series Maine (2/15-17/13)
Swept a doubleheader **vs. UTSA (3/9/19)**

Allowed 3 runs or fewer in a series **3 vs. UTSA (3/8-9/19)**
 Allowed 3 runs or fewer in a SEC series 3 vs. Miss. State (3/27-29/15)
Allowed 4 runs or fewer in a series **3 vs. UTSA (3/8-9/19)**
 Allowed 4 runs or fewer in a SEC series 4 vs. Georgia (4/23-25/15)
 Allowed 3 runs or fewer in a road series 3 vs. Miss. State (3/27-29/15)
 Allowed 3 runs or fewer in a SEC road series 3 vs. Miss. State (3/27-29/15)

Overcome a deficit of 7+ runs 7 runs, [7-0, 12-8] vs. Florida A&M (2/22/17)

Won a 1-0 game vs. Mercer (5/30/15) [NCAA Regional]
 Lost a 1-0 game vs. Ohio State (2/15/14)

Walk-off win **vs. Georgia Southern (13 inn.) (2/17/19)**
 Walk-off loss at #1 Florida (11 inn.) (6/11/18)

HITTER PROFILES

9 • RYAN BLISS IF

5-9 • 165 • FR • LaGrange, Ga. • Troup County

- Ranks second among everyday position players with a .990 fielding percentage - only error on interference
- Drafted in the 30th rd of the 2018 MLB Draft by Boston

CAREER STATISTICS

YEAR	AVG	GP-GS	AB	R	H	2B	3B	HR	RBI	SB-A
2019	.235	28-28	102	19	24	6	1	1	14	5-5

SEASON HIGHS

At Bats: 5, four times
Runs: 2, four times
Hits: 3, two times
Doubles: 1, six times
HR: 1, vs. Cincinnati (3/2)
RBI: 2, five times

24 • CONOR DAVIS IF

6-3 • 227 • JR • Roswell, Ga. • Blessed Trinity

- Has reached base in nine straight games
- Broke a 4-4 tie with the team's first grand slam of the season in the eight-run fifth inning at UAB (3/19)

CAREER STATISTICS

YEAR	AVG	GP-GS	AB	R	H	2B	3B	HR	RBI	SB-A
2017	.282	52-38	163	22	46	11	0	1	29	1-4
2018	.268	53-47	164	26	44	9	0	2	34	3-6
2019	.295	25-24	95	16	28	3	1	3	14	2-2
TOTAL	.280	130-109	422	64	118	23	1	6	77	6-12

CAREER HIGHS

At Bats: 8, vs. Alabama (5/7/17)
Runs: 3, vs. Longwood (2/17/18)
Hits: 3, five times
Doubles: 2, at Texas A&M (4/9/17)
HR: 1, six times
RBI: 5, vs. Vanderbilt (5/6/18)

SEASON HIGHS

At Bats: 5, four times
Runs: 2, three times
Hits: 3, at MSU (3/24)
Doubles: 1, three times
HR: 1, three times
RBI: 4, at UAB (3/19)

17 • WILL HOLLAND IF

5-11 • 185 • JR • Lawrenceville, Ga. • Collins Hill

- Hit his first HR of the season to start a six-run second inning at South Carolina (3/31)
- Named a preseason All-American and member of the Golden Spikes Award watch list

CAREER STATISTICS

YEAR	AVG	GP-GS	AB	R	H	2B	3B	HR	RBI	SB-A
2017	.209	45-41	134	23	28	7	1	3	18	4-4
2018	.313	66-65	249	61	78	18	0	12	52	9-11
2019	.228	27-27	101	20	23	3	0	1	9	12-13
TOTAL	.267	138-133	484	104	129	28	1	16	79	25-28

CAREER HIGHS

At Bats: 6, three times
Runs: 4, at Alabama (4/21 - G2)
Hits: 4, two times
Doubles: 2, two times
HR: 2, two times
RBI: 4, two times

SEASON HIGHS

At Bats: 6, vs. UTM (3/5)
Runs: 3, vs. GS (2/15)
Hits: 4, vs. UTM (3/5)
Doubles: 1, three times
HR: 1, at SC (3/31)
RBI: 2, two times

16 • KASON HOWELL OF

6-0 • 185 • FR • Argyle, Texas • Liberty Christian

- Has multiple hits in four of the last five games, including three straight contests
- Went 6-for-13 in the series at South Carolina
- Drafted in the 20th rd of the 2018 MLB Draft by Boston

CAREER STATISTICS

YEAR	AVG	GP-GS	AB	R	H	2B	3B	HR	RBI	SB-A
2019	.317	28-28	101	18	32	5	0	0	18	12-14

SEASON HIGHS

At Bats: 6, at MSU (3/24)
Runs: 3, vs. AAMU (2/19)
Hits: 3, two times
Doubles: 1, five times
RBI: 3, vs. UTSA (3/9)

10 • EDOUARD JULIEN IF

6-1 • 183 • SO • Quebec City, Quebec • Cardinal-Roy

- Has driven in multiple runs in 11 games this season
- His three-run HR in the second inning at South Carolina was his first since Mar. 5
- Six of his seven doubles this season have come in the last 13 contests

CAREER STATISTICS

YEAR	AVG	GP-GS	AB	R	H	2B	3B	HR	RBI	SB-A
2018	.275	62-59	207	47	57	7	0	17	69	7-10
2019	.280	27-27	100	27	28	7	0	6	29	2-2
TOTAL	.277	89-86	307	74	85	14	0	23	98	9-12

CAREER HIGHS

At Bats: 6, at Mississippi State (3/24/19)
Runs: 5, vs. Alabama A&M (4/3/18)
Hits: 3, five times
Doubles: 2, Alabama A&M (4/3/18)
HR: 2, vs. AAMU (2/20/19)
RBI: 4, six times

SEASON HIGHS

At Bats: 6, at MSU (3/24)
Runs: 3, two times
Hits: 3, two times
Doubles: 1, seven times
HR: 2, vs. AAMU (2/20)
RBI: 3, four times

2 • EVERETT LAU IF/OF

5-10 • 185 • JR • Oahu, Hawaii • College of San Mateo

- Collected three hits and drove in a season-high five runs, including a three-run HR, vs. UT Martin (3/5)
- Two-time Golden Gate League First Team All-Conference

CAREER STATISTICS

YEAR	AVG	GP-GS	AB	R	H	2B	3B	HR	RBI	SB-A
2017*	.381	33-42	126	38	48	9	4	0	32	--
2018*	.381	45-45	181	48	69	17	2	4	45	--
2019	.240	10-6	25	4	6	1	0	1	6	1-1

SEASON HIGHS

At Bats: 6, vs. UTM (3/5)
Runs: 2, vs. UTM (3/5)
Hits: 3, vs. UTM (3/5)
Doubles: 1, vs. UTM (3/5)
HR: 1, vs. UTM (3/5)
RBI: 5, vs. UTM (3/5)
 *JUCO

6 • MATT SCHEFFLER C

6-2 • 190 • JR • Kirkland, Wash. • Pierce

- Has reached base in six straight games
- Hit his first HR in an Auburn uniform to break a scoreless tie in the sixth inning in game two vs. UTSA (3/9)
- 2018 Tacoma Athletic Commission Player of the Year

CAREER STATISTICS

YEAR	AVG	GP-GS	AB	R	H	2B	3B	HR	RBI	SB-A
2017*	.349	36-36	126	26	44	5	1	2	19	--
2018*	.369	42-42	160	51	59	12	2	1	22	--
2019	.267	26-24	86	16	23	5	0	1	11	5-6

SEASON HIGHS

At Bats: 6, at MSU (3/24)
Runs: 2, two times
Hits: 3, at UCF (2/24)
Doubles: 1, five times
HR: 1, vs. UTSA (3/9)
RBI: 1, 11 times
 *JUCO

1 • JUDD WARD OF

6-1 • 195 • SO • Russellville, Ala. • Russellville

- Ranks second on the team with a .303 average in SEC play
- Went on a career-best seven-game hit streak (3/19-30)
- Hit a go-ahead, three-run HR in the 7th inning and drove in a career high four runs in the finale at MSU (3/24)

CAREER STATISTICS

YEAR	AVG	GP-GS	AB	R	H	2B	3B	HR	RBI	SB-A
2018	.250	37-21	84	9	21	2	1	0	8	0-2
2019	.268	28-27	97	17	26	3	2	2	16	2-3
TOTAL	.260	65-48	181	26	47	5	3	2	24	2-5

CAREER HIGHS

At Bats: 5, 10 times
Runs: 2, two times
Hits: 3, vs. GS (2/16/19)
Doubles: 1, five times
HR: 1, two times
RBI: 4, at Mississippi State (3/24/19)

SEASON HIGHS

At Bats: 5, seven times
Runs: 2, two times
Hits: 3, vs. GS (2/16/19)
Doubles: 1, three times
HR: 1, two times
RBI: 4, at MSU (3/24)

41 • STEVEN WILLIAMS OF

6-3 • 216 • SO • Albany, Ga. • Deerfield-Windsor

- Has reached base in 31 of the last 34 games

CAREER STATISTICS

YEAR	AVG	GP-GS	AB	R	H	2B	3B	HR	RBI	SB-A
2018	.291	65-65	244	54	71	10	1	12	51	1-1
2019	.241	28-28	108	21	26	4	0	4	14	2-2
TOTAL	.276	93-93	352	75	97	14	1	16	65	3-3

CAREER HIGHS

At Bats: 6, vs. Bryant (2/23/18)
Runs: 4, two times
Hits: 4, three times
Doubles: 2, vs. BYU (G1 - 3/3/18)
HR: 1, 16 times
RBI: 7, vs. Longwood (2/17/18)

SEASON HIGHS

At Bats: 5, seven times
Runs: 3, vs. UC (3/2)
Hits: 3, two times
Doubles: 1, four times
HR: 1, four times
RBI: 3, at UCF (2/24)

4 • RANKIN WOLEY IF

6-0 • 210 • JR • Atlanta, Ga. • Chattahoochee Valley

- Has multiple hits in four of the last eight games
- Leads the team in average, hits and doubles
- Named a 2018 NJCAA First Team All-American and the Alabama Community College Conference Player of the Year

CAREER STATISTICS

YEAR	AVG	GP-GS	AB	R	H	2B	3B	HR	RBI	SB-A
2017^	.267	26-8	45	8	12	4	1	0	5	0-0
2018*	.460	60-60	202	58	93	27	1	11	93	1-1
2019	.321	28-28	112	20	36	8	1	2	24	2-2

CAREER HIGHS

At Bats: 6, two times
Runs: 3, vs. Gulf Coast State (3/2/18)*
Hits: 4, two times*
Doubles: 3, vs. Faulkner (2/17/18)*
HR: 2, vs. Miami Dade (2/10/18)*
RBI: 5, at Wallace-Selma (4/21/18)
 ^at LSU
 *JUCO

SEASON HIGHS

At Bats: 6, two times
Runs: 2, six times
Hits: 3, vs. AAMU (2/19)
Doubles: 2, UC (3/2)
HR: 1, two times
RBI: 3, vs. UC (3/2)

40 • GARRETT WADE LHP

6-2 • 205 • FR • Hartselle, Ala. • Hartselle

- Has made four straight midweek starts and turned in two outings of 5.0 innings with eight strikeouts
- Named a 2017 Under Armour All-American and the 2018 Alabama Gatorade Player of the Year
- Drafted in the 38th rd of the 2018 MLB Draft by Tampa Bay

CAREER STATISTICS

YEAR	ERA	W-L	G/S	IP	H	R	ER	BB	K	BAA
2019	3.72	3-0	7/4	19.1	14	10	8	17	27	.209

SEASON HIGHS

Innings: 5.0, two times
Hits: 4, vs. UA (3/26)
Runs: 4, at UAB (3/19)
Earned Runs: 3, at UAB (3/19)
Strikeouts: 8, two times
Walks: 5, vs. UA (3/26)
Pitches: 91, at USA (3/12)

37 • RYAN WATSON RHP

6-5 • 215 • JR • Auburn, Ala. • Auburn

- Pitched 2.1 scoreless innings of relief and struck out a career high four batters in the middle game at South Carolina (3/30)

CAREER STATISTICS

YEAR	ERA	W-L	G/S	IP	H	R	ER	BB	K	BAA
2017	5.17	1-1	22/2	31.1	39	21	18	11	22	.298
2018	4.76	0-0	7/2	11.1	13	6	6	5	9	.310
2019	6.59	0-1	8/0	13.2	16	10	10	4	9	.314
TOTAL	5.43	1-2	37/4	56.1	68	37	34	20	40	.304

CAREER HIGHS

Innings: 3.1, three times
Hits: 5, two times
Runs: 5, at Mississippi State (3/23/19)
Earned Runs: 5, at Mississippi State (3/23/19)
Strikeouts: 4, at South Carolina (3/30/19)
Walks: 3, vs. Memphis (3/14/18)
Pitches: 60, vs. Memphis (3/14/18)

SEASON HIGHS

Innings: 3.1, vs. GS (2/16)
Hits: 4, at MSU (2/23)
Runs: 5, at MSU (3/23)
Earned Runs: 5, at MSU (3/23)
Strikeouts: 4, at SC (3/30)
Walks: 2, at MSU (3/23)
Pitches: 44, vs. GS (2/16)

BIG INNINGS

Innings with four or more runs

AUBURN - 13

Date	Opponent	Inn.	Batters	R	H	E	Score
2/15	Georgia Southern	1	10	5	4	1	5-1
2/16	Georgia Southern	3	8	4	4	1	4-0
2/19	Alabama A&M	3	9	4	2	2	5-1
2/24	at UCF	4	7	4	4	0	9-6
3/2	Cincinnati (G2)	1	8	4	2	1	4-2
3/5	UT Martin	3	9	4	6	0	5-6
3/8	UTSA	3	8	4	3	1	4-0
3/9	UTSA (G2)	1	8	5	5	0	5-0
3/16	Tennessee	5	9	4	3	0	5-1
3/19	at UAB	5	13	8	5	1	8-4
3/24	at Mississippi State	3	9	4	6	0	4-2
3/24	at Mississippi State	4	11	7	6	2	11-5
3/31	at South Carolina	2	9	6	3	0	6-1

Record with a big inning: 10-2
Record without a big inning: 12-4

OPPONENT - 7

Date	Opponent	Inn.	Batters	R	H	E	Score
2/24	at UCF	2	8	4	5	1	3-5
3/19	at UAB	2	8	4	2	1	0-4
3/22	at Mississippi State	1	9	4	3	0	0-4
3/23	at Mississippi State	1	10	5	4	2	0-5
3/23	at Mississippi State	8	11	7	6	0	2-15
3/24	at Mississippi State	5	7	4	3	0	11-10
3/24	at Mississippi State	8	8	5	4	0	15-20

Record when allowing a big inning: 3-2
Record when not allowing a big inning: 19-4

AUBURN IN THE NATIONAL AND SEC RANKINGS

TEAM	TOTAL	NCAA	SEC
Shutouts	6	1	1
WHIP	1.25	30	7
ERA	3.35	33	7
K-BB Ratio	2.61	40	9
Stolen Bases	46	44	5

32 TANNER BURNS	TOTAL	NCAA	SEC
WHIP	0.76	14	3
Strikeouts	59	15	4
Complete Games	1	19	1
H/9.0 IP	4.80	20	4
ERA	1.40	34	5
K-BB	5.90	50	8

20 CODY GREENHILL	TOTAL	NCAA	SEC
Saves	6	25	5

16 KASON HOWELL	TOTAL	NCAA	SEC
Sac Flies	4	27	4

44 JACK OWEN	TOTAL	NCAA	SEC
WHIP	0.62	1	1
ERA	0.31	3	1
K-BB Ratio	16.50	4	1
BB/9.0 IP	0.62	5	1
Complete Games	1	19	1
H/9.0 IP	4.97	26	6

GAMEDAY EXPERIENCE: SAMFORD STADIUM-HITCHCOCK FIELD AT PLAINSMAN PARK

» Auburn's baseball home for the past 68 seasons, Samford Stadium-Hitchcock Field at Plainsman Park seats 4,096, including 3,227 chairback seats. Auburn's baseball field has been called a renaissance of Camden Yard proportions and received a new 24x64 foot video board, sound system and lighting prior to 2017.



PITCHING CAREERS

ELLIOTT ANDERSON'S CAREER APPEARANCES

* - Starter		2017 - FRESHMAN YEAR										
Date	Opp (Res.)	DEC	QS	IP	H	R	ER	BBSO	HR	ERA	NP	
2/17	GEORGE WASHINGTON (W, 9-0)	-	-	1.0	0	0	0	1	0	0.00	9	
2/22	FLORIDA A&M (W, 12-8)	-	-	0.0	2	3	2	0	0	27.00	14	
3/3	LIPSCOMB (W, 8-0)	-	-	0.1	1	0	0	1	1	20.25	20	
3/7	SOUTH ALABAMA (L, 3-14)	-	-	0.2	3	4	2	1	0	31.50	22	
3/10	PRESBYTERIAN (L, 8-11)	-	-	0.2	0	0	0	0	0	23.62	2	
3/15	JACKSONVILLE STATE (W, 10-1)	-	-	2.0	3	0	0	1	0	13.50	25	
4/25	TROY (L, 2-5)	-	-	1.2	2	0	0	2	0	9.95	22	
4/29	at #7 Mississippi State (W, 5-3)	W	-	2.1	4	1	1	0	1	8.31	36	
5/7	ALABAMA (L, 9-11)	-	-	0.2	0	0	0	1	0	7.71	11	
5/9	at UAB (L, 2-8)	-	-	1.1	2	1	1	1	0	7.59	31	
5/12	at #10 LSU (L, 3-5)	-	-	0.1	1	0	0	0	0	7.36	3	
5/20	OLE MISS (L, 4-8)	-	-	1.1	1	0	0	1	0	6.57	19	
5/24	vs. #4 Florida (L, 4-5)	-	-	0.0	0	0	1	0	0	6.57	5	
6/5	at #16 Florida State (L, 0-6)	-	-	0.1	1	0	0	0	0	6.39	8	

2018 - SOPHOMORE YEAR		2019 - JUNIOR YEAR										
Date	Opp (Res.)	DEC	QS	IP	H	R	ER	BBSO	HR	ERA	NP	
2/18	LONGWOOD (W, 3-0)	-	-	2.0	1	0	0	1	2	0.00	31	
2/21	TROY (W, 6-5)	-	-	0.1	3	3	0	1	0	0.00	21	
2/24	BRYANT (W, 13-4)	W	-	2.1	0	0	0	0	0	0.00	34	
2/27	at #15 South Alabama (W, 7-6)	W	-	1.0	1	2	2	1	2	3.18	19	
3/2	BYU (W, 4-3)	-	-	0.0	1	0	0	0	0	3.18	2	
3/6	at UAB (W, 11-8)	-	-	1.0	2	2	0	0	1	2.70	21	
3/13	GEORGIA TECH (W, 12-7)	W	-	3.2	2	3	3	1	3	4.50	45	
3/17	#6 TEXAS A&M (W, 11-5)	-	-	1.0	2	1	1	1	1	4.91	26	
3/20	at Georgia Tech (L, 6-4)	-	-	2.0	2	0	0	2	4	4.15	45	
3/23	at #8 Kentucky (L, 5-4)	-	-	0.0	0	0	0	0	0	4.15	1	
3/25	at #8 Kentucky (L, 13-3)	-	-	0.0	1	2	2	1	0	5.54	13	
3/27	vs. Alabama (W, 5-2)	-	-	0.0	0	0	0	1	0	5.54	5	
4/3	ALABAMA A&M (W, 19-5)	W	-	1.2	0	0	0	0	1	4.91	18	
4/10	at Samford (L, 12-3)	-	-	1.2	0	1	0	1	1	4.41	28	
4/14	MISSISSIPPI STATE (L, 7-2)	-	-	1.0	0	0	0	1	1	4.15	20	
4/17	UAB (W, 12-2)	W	-	4.0	0	0	0	1	7	3.37	48	
4/24	SAMFORD (W, 7-2)	-	-	3.2	3	0	0	1	4	2.88	51	
4/26	at #1 Florida (L, 3-1)	-	-	0.2	1	0	0	1	1	2.81	16	
5/5	#17 VANDERBILT (W, 11-5)	-	-	0.2	2	1	1	1	0	3.08	10	
5/10	at #5 Ole Miss (L, 5-4)	-	-	0.2	1	0	0	0	0	3.00	10	
5/11	at #5 Ole Miss (L, 8-3)	-	-	1.0	1	1	0	1	0	3.21	15	
5/15	at Troy (L, 9-5)	-	-	0.1	2	2	2	0	1	3.81	9	
5/25	vs. #4 Ole Miss (L, 7-0)	-	-	0.1	0	0	0	1	0	3.77	4	
6/2	vs. Army (W, 12-1)	-	-	1.0	1	0	0	0	2	3.64	18	

2019 - JUNIOR YEAR		2019 - FRESHMAN YEAR										
Date	Opp (Res.)	DEC	QS	IP	H	R	ER	BBSO	HR	ERA	NP	
2/15	GEORGIA SOUTHERN (W, 11-2)	W	-	4.0	2	0	0	0	7	0.00	45	
2/19	ALABAMA A&M (W, 10-1)	-	-	2.0	1	0	0	0	2	0.00	29	
2/22	at UCF (W, 4-1)	-	-	2.0	3	0	0	2	2	0.00	42	
2/24	at UCF (W, 13-9)	-	-	1.0	0	0	0	0	0	0.00	9	
3/3	CINCINNATI (W, 9-5)	W	-	4.1	3	1	1	1	6	1.68	69	
3/8	UTSA (W, 6-0)	-	-	2.0	0	0	0	0	0	0.59	19	
3/12	at South Alabama (W, 6-2)	-	-	2.0	3	0	0	0	6	0.92	38	
3/15	#21 TENNESSEE (W, 2-0)	W	-	0.1	0	0	0	1	0	0.51	6	
3/16	#21 TENNESSEE (W, 5-2)	-	-	1.1	2	0	0	1	1	0.47	27	
3/22	at #4 Mississippi State (W, 6-5)	W	-	0.2	0	0	0	0	1	0.46	12	
3/24	*at #4 Mississippi State (L, 15-20)	-	-	2.2	6	5	4	1	2	2.01	55	
3/29	at South Carolina (W, 4-2)	-	-	1.1	0	0	0	1	0	1.90	15	
3/30	at South Carolina (L, 0-4)	-	-	0.2	0	2	0	3	0	1.85	24	

TANNER BURNS' CAREER APPEARANCES

* - Starter		2018 - FRESHMAN YEAR										
Date	Opp (Res.)	DEC	QS	IP	H	R	ER	BBSO	HR	ERA	NP	
2/18	*LONGWOOD (W, 3-0)	W	-	5.0	4	0	0	0	6	0.00	64	
2/24	*BRYANT (W, 3-1)	-	X	7.0	2	1	1	2	8	0.75	96	
3/3	*BYU (W, 9-5)	W	-	5.0	4	1	1	2	4	1.06	79	
3/10	*NORTHEASTERN (L, 2-1)	L	-	4.1	5	2	2	4	5	1.69	84	
3/18	*#6 TEXAS A&M (L, 5-1)	L	-	5.0	5	3	2	3	4	2.05	84	
3/25	*at #8 Kentucky (L, 13-3)	L	-	2.0	4	4	3	3	2	2.86	50	
4/1	*#24 MISSOURI (L, 5-0)	L	-	5.0	1	4	0	3	6	1.43	94	
4/8	*at #5 Arkansas (L, 5-4)	-	X	6.0	4	2	1	2	7	2.29	94	
4/15	*MISSISSIPPI STATE (W, 7-5)	-	-	4.2	5	3	3	1	4	2.66	71	
4/21	*at Alabama (W, 5-0)	W	X	7.0	4	0	0	1	7	0.29	99	
4/27	*at #1 Florida (W, 11-5)	-	-	4.0	3	3	3	2	6	2.62	85	
5/5	*#17 VANDERBILT (W, 11-5)	W	-	5.0	5	4	4	2	5	3.00	79	
5/12	*at #5 Ole Miss (L, 10-3)	-	-	1.2	3	3	3	3	1	3.36	40	
5/17	*LSU (W, 11-4)	W	X	6.0	6	4	2	2	4	3.33	97	
5/23	*vs. #4 Ole Miss (W, 9-3)	W	X	7.0	6	3	1	2	3	3.13	105	
6/1	*vs. Northeastern (W, 13-4)	W	X	6.0	7	3	2	1	2	3.12	96	
6/10	*vs. #1 Florida (W, 3-2)	-	X	6.0	5	1	1	4	3	3.01	97	

2019 - SOPHOMORE YEAR		2019 - JUNIOR YEAR										
Date	Opp (Res.)	DEC	QS	IP	H	R	ER	BBSO	HR	ERA	NP	
2/16	GEORGIA SOUTHERN (L, 5-7)	-	-	5.0	3	1	1	1	7	1.80	74	
2/22	*at UCF (W, 4-1)	W	-	5.2	2	1	1	2	7	1.69	96	
3/1	*CINCINNATI (W, 5-0)	W	X	9.0	2	0	0	0	15	0.92	104	
3/8	*UTSA (W, 6-0)	W	X	7.0	4	0	0	1	10	0.68	99	
3/15	*#21 TENNESSEE (W, 2-0)	-	X	6.2	4	0	0	1	9	0.54	111	
3/22	*at #4 Mississippi State (W, 6-5)	-	-	5.0	5	5	4	3	4	1.41	100	
3/29	*at South Carolina (W, 4-2)	W	X	6.2	4	2	1	2	7	1.40	115	

DAVIS DANIEL'S CAREER APPEARANCES

* - Starter		2017 - FRESHMAN YEAR										
Date	Opp (Res.)	DEC	QS	IP	H	R	ER	BBSO	HR	ERA	NP	
2/19	*GEORGE WASHINGTON (W, 4-3)	-	-	4.1	7	2	2	0	3	4.15	75	
2/26	*HOLY CROSS (W, 13-4)	-	-	4.1	5	2	2	0	6	4.15	72	
3/5	*LIPSCOMB (L, 7-8)	-	-	1.1	5	5	5	2	1	8.10	45	
3/8	*KENNESAW STATE (W, 6-4)	-	-	2.0	1	0	0	0	1	6.75	19	
3/12	*PRESBYTERIAN (W, 8-0)	W	X	6.0	3	0	0	2	8	4.50	92	
3/19	*#5 FLORIDA (W, 6-5)	-	-	2.1	3	4	4	1	0	5.75	45	
3/26	*at Georgia (W, 4-1)	W	X	6.0	4	0	0	1	6	4.44	-	
4/1	*#6 SOUTH CAROLINA (L, 0-7)	L	-	5.1	4	4	4	2	4	4.83	93	
4/9	*at Texas A&M (L, 1-3)	L	-	5.1	9	3	3	1	5	4.86	90	
4/15	*at Tennessee (W, 8-1)	W	X	8.0	3	0	0	3	5	4.00	101	
4/22	*#16 ARKANSAS (L, 3-7)	-	-	5.0	5	3	3	2	3	4.14	92	
4/29	*at #7 Mississippi State (W, 17-8)	-	-	4.1	6	7	7	2	1	4.97	81	
5/7	*ALABAMA (L, 9-11)	-	-	4.0	5	3	3	1	5	5.09	67	
5/13	at #10 LSU (L, 1-9)	-	-	1.1	0	2	2	0	3	5.28	29	
5/19	*OLE MISS (W, 9-1)	W	X	6.1	4	1	1	3	8	4.91	106	
5/25	*vs. #13 Arkansas (L, 0-12)	L	-	3.1	6	7	7	2	5	5.58	65	
6/4	*at #16 Florida State (L, 7-8)	-	-	1.0	5	4	3	1	0	5.89	42	

2018 - SOPHOMORE YEAR		2019 - JUNIOR YEAR										
Date	Opp (Res.)	DEC	QS	IP	H	R	ER	BBSO	HR	ERA	NP	
2/17	*LONGWOOD (W, 25-1)	W	-	3.0	1	0	0	1	3	0.00	52	
2/24	*BRYANT (13-4)	-	-	3.2	7	4	4	0	2	5.40	74	
3/3	*BYU (W, 21-4)	W	-	6.0	6	4	4	2	5	5.68	93	
3/10	*NORTHEASTERN (W, 14-8)	-	-	3.1	7	1	1	2	4	5.06	73	
3/17	*#6 TEXAS A&M (W, 11-5)	-	-	4.2	5	3	1	4	5	4.35	94	
3/25	*at #8 Kentucky (W, 4-3)	-	-	5.0	3	1	1	4	4	3.86	92	
3/31	*#24 MISSOURI (L, 2-1)	L	X	6.2	5	2	1	2	7	3.34	109	
4/7	*at #5 Arkansas (L, 13-2)	L	-	2.0	4	4	3	2	0	3.93	42	
4/10	at Samford (L, 12-3)	-	-	1.1	4	2	2	1	2	4.29	33	
4/14	*MISSISSIPPI STATE (L, 7-2)	L	-	3.0	7	6	6	2	5	5.35	69	
4/21	at Alabama (W, 20-5)	W	-	4.1	2	1	1	1	3	5.02	53	
4/28	at #1 Florida (L, 12-3)	-	-	1.0	3	2	2	2	0	5.40	21	
5/6	#17 VANDERBILT (W, 14-0)	-	-	0.1	1	0	0	0	2	5.28	18	
5/10	*at #5 Ole Miss (L, 5-4)	L	-	5.0	6	5	5	2	5	5.66	77	
5/18	LSU (L, 6-2)	-	-	2.1	1	0	0	1	5	5.40	42	
5/22	vs. Kentucky (W, 4-3 [11])	-	-	5.1	6	2	2	2	6	5.21	82	
6/3	at #11 N.C. State (W, 15-7)	-	-	1.1	2	1	1	0	2	5.25	16	
6/9	at #1 Florida (L, 8-2)	-	-	3.0	3	2	2	0	4	5.28	42	
6/11	at #1 Florida (L, 3-2)	-	-	5.1	1	0	0	4	6	4.86	87	

BROOKS FULLER'S CAREER APPEARANCES

* - Starter		2019 - JUNIOR YEAR										
Date	Opp (Res.)	DEC	QS	IP	H	R	ER	BBSO	HR	ERA	NP	
2/15	*GEORGIA SOUTHERN (W, 11-2)	-	-	2.0	4	2	1	0	4	4.50	47	

KYLE GRAY'S CAREER APPEARANCES

* - Starter													
2019 - REDSHIRT JUNIOR YEAR													
Date	Opp (Res.)	DEC	QS	IP	H	R	ER	BB	SO	HR	ERA	NP	
2/17	*GEORGIA SOUTHERN (W, 4-3)	-	-	3.0	2	2	0	2	3	0	0.00	69	
2/23	*at UCF (L, 1-6)	L	-	1.1	3	4	4	2	1	0	8.31	36	
3/6	UT MARTIN (W, 2-0)	-	-	1.0	1	0	0	0	1	0	6.75	16	
3/12	at South Alabama (W, 6-2)	-	-	2.0	1	1	1	1	2	1	5.79	30	
3/17	*#21 TENNESSEE (W, 5-3)	W	-	1.2	1	0	0	2	0	0	5.00	29	
3/22	at #4 Mississippi State (W, 6-5)	-	-	1.1	1	0	0	0	0	0	4.35	18	
3/24	at #4 Mississippi State (L, 15-20)	-	-	0.2	1	1	1	0	1	1	4.91	14	
3/26	vs. Alabama (L, 3-6)	L	-	0.0	1	1	1	0	0	0	5.73	2	

CODY GREENHILL'S CAREER APPEARANCES

2018 - FRESHMAN YEAR													
Date	Opp (Res.)	DEC	QS	IP	H	R	ER	BB	SO	HR	ERA	NP	
2/16	LONGWOOD (W, 6-0)	-	-	1.0	1	0	0	1	0	0	0.00	23	
2/20	GEORGIA STATE (W, 3-2)	W	-	3.1	0	0	0	3	4	0	0.00	66	
2/24	BRYANT (W, 13-4)	-	-	2.0	3	0	0	0	4	0	0.00	39	
2/27	at #15 South Alabama (W, 7-6)	-	-	2.0	2	0	0	1	1	0	0.00	26	
3/3	BYU (W, 9-5)	-	-	3.1	5	1	1	1	4	0	0.77	48	
3/6	at UAB (W, 11-8)	-	-	2.0	0	0	0	0	3	0	0.66	20	
3/10	NORTHEASTERN (L, 2-1)	-	-	4.2	1	0	0	1	4	0	0.49	59	
4/3	ALABAMA A&M (W, 19-5)	-	-	1.0	1	0	0	1	1	0	0.47	15	
4/8	at #5 Arkansas (L, 5-4)	L	-	1.2	1	1	1	2	1	0	0.86	33	
4/15	MISSISSIPPI STATE (W, 7-5)	W	-	4.1	5	2	2	0	5	0	1.42	78	
4/21	at Alabama (W, 5-0)	-	-	2.0	2	0	0	1	4	0	1.32	38	
4/27	at #1 Florida (W, 11-5)	W	-	5.0	6	2	2	2	3	0	1.67	81	
5/5	#17 VANDERBILT (W, 11-5)	-	-	3.1	1	0	0	2	3	0	1.51	44	
5/12	at #5 Ole Miss (L, 10-3)	L	-	4.2	3	1	1	1	3	1	1.56	69	
5/17	LSU (W, 11-4)	-	-	3.0	3	0	0	0	2	0	1.45	39	
5/19	LSU (W, 14-5)	-	-	2.0	3	3	1	1	3	1	1.59	38	
5/22	vs. Kentucky (W, 4-3 [11])	W	-	3.0	3	0	0	0	2	0	1.49	36	
5/25	vs. #4 Ole Miss (L, 7-0)	-	-	2.2	4	2	2	0	2	2	1.76	48	
6/3	at #11 N.C. State (W, 15-7)	W	-	4.1	6	3	3	2	5	1	2.11	86	
6/10	vs. #1 Florida (W, 3-2)	W	-	3.0	2	1	1	1	1	1	2.16	42	
6/11	at #1 Florida (L, 3-8)	L	-	0.1	1	1	1	0	0	1	2.30	8	

2019 - SOPHOMORE YEAR

Date	Opp (Res.)	DEC	QS	IP	H	R	ER	BB	SO	HR	ERA	NP	
2/16	GEORGIA SOUTHERN (L, 5-7)	-	-	2.2	4	1	1	1	0	0	3.38	34	
2/22	at UCF (W, 4-1)	-	-	1.1	0	0	0	0	1	0	2.25	18	
3/2	CINCINNATI (W, 5-0)	-	-	2.0	0	0	0	1	1	0	1.29	27	
3/5	UT MARTIN (W, 15-9)	-	-	2.0	1	1	1	0	0	0	2.00	15	
3/9	UTSA (W, 8-3)	-	-	2.0	3	2	1	0	4	0	2.45	36	
3/15	*#21 TENNESSEE (W, 2-0)	-	-	2.0	0	0	0	0	4	0	2.08	26	
3/17	*#21 TENNESSEE (W, 5-3)	-	-	2.2	3	1	1	2	0	1	2.30	37	
3/22	at #4 Mississippi State (W, 6-5)	-	-	2.0	1	0	0	0	2	0	2.04	23	
3/24	at #4 Mississippi State (L, 15-20)	L	-	2.1	7	5	5	0	2	0	4.05	42	
3/29	at South Carolina (W, 4-2)	-	-	1.0	0	0	0	0	1	0	3.86	20	
3/31	at South Carolina (W, 7-5)	-	-	1.1	2	0	0	0	0	0	3.63	24	

BAILEY HORN'S CAREER APPEARANCES

2019 - REDSHIRT SOPHOMORE YEAR													
Date	Opp (Res.)	DEC	QS	IP	H	R	ER	BB	SO	HR	ERA	NP	
2/17	GEORGIA SOUTHERN (W, 4-3)	-	-	3.0	2	0	0	1	0	0	0.00	52	
2/24	*at UCF (W, 13-9)	-	-	1.0	5	4	4	0	0	1	9.00	30	
3/5	*UT MARTIN (W, 15-9)	-	-	0.1	3	3	3	1	1	0	14.54	18	
3/19	at UAB (W, 13-5)	W	-	3.0	0	0	0	1	2	0	8.59	34	
3/24	at #4 Mississippi State (L, 15-20)	-	-	1.2	4	4	3	2	1	0	10.00	35	
3/31	at South Carolina (W, 7-50)	-	-	1.2	2	2	2	0	1	2	10.12	26	

WILL MORRISON'S CAREER APPEARANCES

2019 - FRESHMAN YEAR													
Date	Opp (Res.)	DEC	QS	IP	H	R	ER	BB	SO	HR	ERA	NP	
2/16	GEORGIA SOUTHERN (L, 5-7)	-	-	0.1	2	2	2	0	0	0	54.00	8	
2/19	ALABAMA A&M (W, 10-1)	-	-	2.0	1	0	0	1	5	0	7.71	40	
2/24	at UCF (W, 13-9)	-	-	2.0	1	1	1	0	0	1	6.23	23	
3/6	UT MARTIN (W, 2-0)	-	-	0.2	1	0	0	1	1	0	5.40	21	
3/19	at UAB (W, 13-5)	-	-	2.0	2	1	1	0	1	0	5.14	22	
3/24	at #4 Mississippi State (L, 15-20)	-	-	0.1	0	0	0	0	0	0	4.91	1	
3/26	vs. Alabama (L, 3-6)	-	-	0.0	0	1	1	1	0	0	6.14	4	

JACK OWEN'S CAREER APPEARANCES

* - Starter													
2018 - FRESHMAN YEAR													
Date	Opp (Res.)	DEC	QS	IP	H	R	ER	BB	SO	HR	ERA	NP	
2/17	LONGWOOD (W, 25-1)	-	-	1.0	1	1	1	2	1	0	9.00	29	
3/3	BYU (W, 21-4)	-	-	3.0	2	0	0	0	1	0	2.25	33	
3/13	GEORGIA TECH (W, 12-7)	-	-	3.0	2	0	0	1	5	0	1.29	45	
3/20	*at Georgia Tech (L, 6-4)	L	-	3.1	9	6	6	2	3	1	6.10	56	
3/27	*vs. Alabama (W, 5-2)	W	-	4.0	1	0	0	2	4	0	4.40	73	
4/1	*#24 MISSOURI (L, 5-0)	-	-	1.0	1	0	0	1	0	0	4.11	18	
4/3	ALABAMA A&M (W, 19-5)	-	-	1.0	4	2	2	0	1	1	4.96	26	
4/7	at #5 Arkansas (L, 13-2)	-	-	0.0	1	4	4	3	0	0	7.16	20	
4/10	*at Samford (L, 12-3)	L	-	1.0	5	4	4	0	0	1	8.83	23	
4/24	*SAMFORD (W, 7-2)	W	-	5.1	6	2	2	0	5	0	7.54	77	
5/8	*SOUTH ALABAMA (W, 10-4)	-	-	4.0	3	3	2	1	6	0	7.09	66	
5/11	at #5 Ole Miss (L, 8-3)	-	-	1.0	1	0	0	1	1	0	6.83	10	
5/15	*at Troy (L, 9-5)	-	-	4.1	5	1	1	2	6	0	6.19	93	
5/22	*vs. Kentucky (W, 4-3 [11])	-	-	2.2	2	1	1	3	1	1	5.97	43	

2019 - SOPHOMORE YEAR

Date	Opp (Res.)	DEC	QS	IP	H	R	ER	BB	SO	HR	ERA	NP	
2/17	GEORGIA SOUTHERN (W, 4-3)	W	-	4.2	4	0	0	2	4	0	0.00	67	
2/23	at UCF (L, 1-6)	-	-	4.1	3	1	0	0	8	0	0.00	79	

3/2	*CINCINNATI (W, 5-0)	W	X	7	3	0	0	0	10	0	0.00	88	
3/9	*UTSA (W, 5-0)	W	X	9	4	0	0	0	7	0	0.00	98	
3/16	*#21 TENNESSEE (W, 5-2)	-	-	4.0	2	1	1	0	4	1	0.31	55	

BLAKE SCHILLECI'S CAREER APPEARANCES

2018 - JUNIOR YEAR													
Date	Opp (Res.)	DEC	QS	IP	H	R	ER	BB	SO	HR	ERA	NP	
2/20	GEORGIA STATE (W, 3-2)	-	-	0.2	0	0	0	1	1	0	0.00	14	
2/23	BRYANT (W, 15-7)	-	-	1.2	2	3	3	0	0	1	11.57	36	
3/6	at UAB (W, 11-8)	-	-	0.2	1	0	0	1	1	0	9.00	11	
3/10	NORTHEASTERN (W, 14-8)	-	-	0.1	1	1	1	1	0	1	10.80	11	
3/14	MEMPHIS (W, 5-4)	-	-	1.2	1	0	0	0	1	0	7.20	22	
3/25	at #8 Kentucky (L, 13-3)	-	-	0.2	3	2	2	0	0	0	9.53	15	

2019 - SENIOR YEAR

Date	Opp (Res.)	DEC	QS	IP	H	R	ER	BB	SO	HR	ERA	NP	
2/19	ALABAMA A&M (W, 10-1)	-	-	1.0	0	0	0	0	2	0	0.00	9	

CARSON SKIPPER'S CAREER APPEARANCES

* - Starter													
2019 - FRESHMAN YEAR													
Date	Opp (Res.)	DEC	QS	IP	H	R	ER	BB	SO	HR	ERA	NP	
2/15	GEORGIA SOUTHERN (W, 11-2)	-	-	3.0	3	0	0	1	1	0	0.00	48	
2/19	*ALABAMA A&M (W, 10-1)	W	-	4.0	2	1	0	0	8	0	0.00	67	
2/24	at UCF (W, 13-9)	W	-	2.0	3	3	3	1	1	1	3.00	58	
3/2	*CINCINNATI (W, 9-5)	-	-	3.0	5	4	3	0	4	1	4.50	59	
3/6	UT MARTIN (W, 2-0)	-	-	2.1	0	0	0	0	5	0	3.77	31	
3/9	*UTSA (W, 8-3)	W	-	4.2	5	0	0	0	5	0	2.84	70	
3/17	*#21 TENNESSEE (W, 5-3)	-	-	3.0	3	2	1	1	1	0	2.86	46	
3/23	*at #4 Mississippi State (L, 2-15)	L	-	0.2	5	5	4	2	1	0	4.37	35	
3/24	at #4 Mississippi State (L, 15-20)	-	-	0.1	2	3	3	1	0	1	5.48	9	
3/30	*at South Carolina (W, 7-5)	-	-	1.0	4	3	3	2	1	0	6.38	43	

GARRETT WADE'S CAREER APPEARANCES

2019 - FRESHMAN YEAR													
Date	Opp (Res.)	DEC	QS	IP	H	R	ER	BB	SO	HR	ERA	NP	
2/16	GEORGIA SOUTHERN (L, 5-7)	-	-	0.0	0	0	0	0	1	0	0.00	4	
2/20	ALABAMA A&M (W, 10-2)	W	-	4.0	3	0	0	1	4	0	0.00	61	
3/6	*UT MARTIN (W, 2-0)	W	-	5.0									

SUPERLATIVES AND MISCELLANEOUS NOTES

STARTS BY POSITION

STARTING PITCHER

Tanner Burns	7	6-1
Carson Skipper	6	5-1
Garrett Wade	4	3-1
Jack Owen	3	3-0
Bailey Horn	2	2-0
Brooks Fuller	2	1-1
Kyle Gray	2	1-1
Davis Daniel	1	1-0
Elliott Anderson	1	0-1

CATCHER

Matt Scheffler	24	19-5
Chase Hall	4	3-1

FIRST BASE

Rankin Woley	28	22-6
--------------	----	------

SECOND BASE

Ryan Bliss	27	21-6
Everett Lau	1	1-0

THIRD BASE

Edouard Julien	27	21-6
Ed Johnson	1	1-0

SHORTSTOP

Will Holland	27	21-6
Ryan Bliss	1	1-0

LEFT FIELD

Judd Ward	27	21-6
Conor Davis	1	1-0

CENTER FIELD

Kason Howell	28	22-6
--------------	----	------

RIGHT FIELD

Steven Williams	28	22-6
-----------------	----	------

DESIGNATED HITTER

Conor Davis	23	17-6
Everett Lau	5	5-0

2019 AUBURN & OPPONENT HIGHS

TEAM BATTING	AUBURN	OPPONENT
Runs in a game	15, two times	20, at MSU (3/24)
Runs in an inning	8, [5th] at UAB (3/19)	7, [8th] at MSU (3/23)
Most Hits in a game	21, at MSU (3/24)	21, at MSU (3/24)
Fewest Hits in a game	3, vs. UTM (3/6)	2, UC (3/1)
Hits in an inning	6, three times	6, [8th] at MSU (3/23)
2B in a game	4, two times	8, at MSU (3/24)
3B in a game	2, vs. AAMU (2/19)	1, UT (3/17)
HR in a game	3, two times	4, UCF (2/24)
SB in a game	6, vs. UT (3/17)	4, UT (3/17)
LOB in a game	13, vs. UTM (3/5)	16, GS (2/17)
K in a game	13, at SC (2/29)	17, AAMU (2/19)
BB in a game	9, three times	8, two times

TEAM PITCHING	AUBURN	OPPONENT
K in a game	17, vs. AAMU (2/19)	13, SC (3/29)
BB in a game	8, two times	9, three times
Pitchers used	7, two times	8, UA (3/26)
Total Quality Starts	6	8

TEAM FIELDING	AUBURN	OPPONENT
Errors in a game	3, vs. GS (2/17)	4, AAMU (2/19)
DP turned in a game	2, at UCF (2/24)	3, vs. UT (3/16)

IND. BATTING	AUBURN	OPPONENT
Hits in a game	4, Holland vs. UTM (3/5)	5, Harford [UTM] (3/5)
Runs in a game	3, five times	4, three times
2B in a game	2, Woley vs. UC (3/1)	2, two times
3B in a game	1, six times	1, Ferguson [UT] (3/17)
HR in a game	2, Julien vs. AAMU (2/20)	2, Beaver [UCF] (2/24)
RBI in a game	5, Lau vs. UTM (3/5)	5, three times
XBH in a game	2, four times	2, seven times
SB in a game	2, seven times	2, Charleston [UT] (3/15)
BB in a game	3, three times	3, three times
HBP in a game	2, two times	2, Curry [GS] (2/17)
K in a game	3, 10 times	4, three times
Hitting Streak	10 g, Bliss (2/17-3/5)	3 g, 14 times
Consec. G w/HR	Williams (2/24-3/1)	Two times

IND. PITCHING	AUBURN	OPPONENT
K by a starter	15, Burns vs. UC (3/1)	8, Lloyd [SC] (3/29)
K by a reliever	8, Owen at UCF (2/23)	6, Shawver [UC] (3/1)
BB by a starter	5, Wade vs. UA (3/26)	5, Linginfelter [UT] (3/16)
BB by a reliever	3, four times	5, Whitehead [UCF] (2/24)
IP by a starter	9.0, two times	7.2, Stallings [UT] (3/15)
IP by a reliever	5.0, Fitts at SC (3/31)	4.2, two times

MISCELLANEOUS	AUBURN
Biggest comeback win	5, two times
Biggest blown lead loss	6, at MSU (3/24)
Largest margin of victory	9, two times
Largest margin of defeat	13, at MSU (3/23)
Longest game, Time	4:34, vs. GS (2/17)
Longest game, Time (9 inn)	4:11, at MSU (3/24)
Shortest game, Time (9 inn)	2:20, UTSA (3/9 - G1)
Longest game, Innings	13, two times
Largest crowd, Home	4,096, vs. GS (2/16)
Largest crowd, Road	12,343, at MSU (3/23)
Largest crowd, Neutral	7,896 vs. UA at Riverwalk Stadium (3/26)

STARTS BY ORDER

LEADOFF

Will Holland	16	12-4
Judd Ward	12	10-2

2ND SPOT

Steven Williams	16	12-4
Will Holland	9	8-1
Kason Howell	2	1-1
Rankin Woley	1	1-0

3RD SPOT

Edouard Julien	12	10-2
Rankin Woley	11	7-4
Steven Williams	5	5-0

CLEANUP

Rankin Woley	14	12-2
Edouard Julien	11	7-4
Steven Williams	2	2-0
Conor Davis	1	2-0

5TH SPOT

Conor Davis	11	7-4
Ryan Bliss	6	6-0
Steven Williams	5	3-2
Edouard Julien	4	4-0
Rankin Woley	2	2-0

6TH SPOT

Conor Davis	12	10-2
Ryan Bliss	12	8-4
Everett Lau	3	3-0
Kason Howell	1	1-0

7TH SPOT

Kason Howell	17	13-4
Ryan Bliss	8	7-1
Will Holland	2	1-1
Everett Lau	1	1-0

8TH SPOT

Judd Ward	14	11-3
Kason Howell	8	7-1
Everett Lau	2	2-0
Ryan Bliss	2	1-1
Chase Hall	1	1-0
Matt Scheffler	1	0-1

9TH SPOT

Matt Scheffler	23	19-4
Chase Hall	3	2-1
Ed Johnson	1	1-0
Judd Ward	1	0-1

PITCHING NOTES

2019 BULLPEN BY NUMBERS

Total App.....	80
Saves/Opp.....	9/12
IR/IRS.....	61/27
BA Against.....	.242
ERA.....	3.34

SAVES/OPP

Richard Fitts.....	0/1
Brooks Fuller.....	1/1
Cody Greenhill.....	6/8
Carson Skipper.....	2/2

INHERITED RUNNERS/SCORED

Elliott Anderson.....	4/3
Richard Fitts.....	9/4
Brooks Fuller.....	7/2
Peyton Glavine.....	3/1
Kyle Gray.....	3/1
Cody Greenhill.....	11/4
Bailey Horn.....	3/1
Will Morrison.....	2/1
Jack Owen.....	2/1
Carson Skipper.....	5/3
Garrett Wade.....	1/1
Ryan Watson.....	11/5

1ST BATTER FACED/RETIRED

Elliott Anderson.....	12/6
Richard Fitts.....	9/5
Brooks Fuller.....	6/5
Kyle Gray.....	6/5
Cody Greenhill.....	12/8
Peyton Glavine.....	6/4
Bailey Horn.....	4/3
Will Morrison.....	7/4
Jack Owen.....	2/1
Blake Schilleci.....	1/1
Carson Skipper.....	4/3
Garrett Wade.....	3/0
Ryan Watson.....	8/6

RELIEF ERA

Jack Owen.....	0.00
Blake Schilleci.....	0.00
Elliott Anderson.....	0.42
Peyton Glavine.....	1.59
Brooks Fuller.....	1.98
Richard Fitts.....	3.50
Cody Greenhill.....	3.63
Kyle Gray.....	4.05
Garrett Wade.....	4.50
Bailey Horn.....	4.82
Will Morrison.....	6.14
Ryan Watson.....	6.59
Carson Skipper.....	7.04

BP SCORELESS IP (current/long)

Elliott Anderson.....	--	15.2
Davis Daniel.....	5.2	5.2
Richard Fitts.....	9.0	9.0
Brooks Fuller.....	--	5.0
Peyton Glavine.....	1.2	4.1
Kyle Gray.....	0.1	3.0
Cody Greenhill.....	2.1	11.0
Ryan Hoerter.....	2.0	2.0
Bailey Horn.....	--	6.2
Will Morrison.....	1.2	3.0
Jack Owen.....	3.1	7.1
Blake Schilleci.....	1.0	3.2
Carson Skipper.....	--	3.1
Garrett Wade.....	--	4.0
Ryan Watson.....	3.0	4.2

2019 Auburn Baseball
Team Game-by-Game for Auburn (as of Apr 01, 2019)
Pitching (All games)

Date	Opponent	ip	h	r	er	bb	so	2b	3b	hr	wp	bk	hbp	dp	ibb	score	w-l	sv	era
Feb 15	GEORGIA SOUTHE	9.0	9	2	1	1	12	2	0	0	0	0	0	0	0	11-2	1-0	1	1.00
Feb 16	GEORGIA SOUTHE	13.0	12	7	7	3	11	1	0	2	4	0	1	1	1	5-7	1-1	1	3.27
Feb 17	GEORGIA SOUTHE	13.0	10	3	1	6	7	1	0	0	1	0	2	1	2	4-3	2-1	1	2.31
Feb 19	ALABAMA A&M	9.0	4	1	0	1	17	2	0	0	0	0	2	0	0	10-1	3-1	1	1.84
Feb 20	ALABAMA A&M	9.0	8	2	0	5	10	2	0	0	1	0	0	1	0	10-2	4-1	1	1.53
Feb 22	at UCF	9.0	5	1	1	4	10	1	0	0	0	0	1	0	0	4-1	5-1	2	1.45
Feb 23	at UCF	8.0	9	6	5	2	9	2	0	0	0	0	0	0	0	1-6	5-2	2	1.93
Feb 24	at UCF	9.0	11	9	9	3	3	1	0	4	0	0	2	2	0	13-9	6-2	2	2.73
Mar 01	CINCINNATI	9.0	2	0	0	0	15	1	0	0	0	0	0	0	0	5-0	7-2	2	2.45
Mar 02	CINCINNATI	9.0	3	0	0	1	11	1	0	0	0	0	0	0	0	5-0	8-2	3	2.23
Mar 02	CINCINNATI	9.0	8	5	4	1	11	3	0	2	1	0	0	0	0	9-5	9-2	4	2.38
Mar 05	UT MARTIN	9.0	10	9	6	5	3	5	0	0	0	0	2	0	0	15-9	10-2	4	2.66
Mar 06	UT MARTIN	9.0	3	0	0	3	15	0	0	0	2	0	1	0	0	2-0	11-2	5	2.47
Mar 08	TEXAS AT SAN AN	9.0	4	0	0	1	10	1	0	0	1	0	0	1	0	6-0	12-2	5	2.30
Mar 09	TEXAS AT SAN AN	9.0	4	0	0	0	7	0	0	0	0	0	0	1	0	5-0	13-2	5	2.15
Mar 09	TEXAS AT SAN AN	9.0	10	3	2	1	12	1	0	0	0	0	1	0	0	8-3	14-2	5	2.15
Mar 12	at South Alabama	9.0	6	2	2	5	16	0	0	2	0	1	0	0	0	6-2	15-2	5	2.14
*Mar 15	TENNESSEE	9.0	4	0	0	2	13	0	0	0	0	1	0	0	0	2-0	16-2	6	2.02
*Mar 16	TENNESSEE	9.0	6	2	2	3	8	0	0	1	0	0	0	0	0	5-2	17-2	6	2.02
*Mar 17	TENNESSEE	9.0	10	3	2	6	2	2	1	1	0	0	0	1	1	5-3	18-2	6	2.02
Mar 19	at UAB	9.0	7	5	4	7	9	2	0	0	0	0	0	0	0	13-5	19-2	6	2.11
*Mar 22	at Mississippi State	9.0	7	5	4	3	7	2	0	0	3	0	2	0	0	6-5	20-2	7	2.20
*Mar 23	at Mississippi State	8.0	20	15	14	8	7	5	0	1	1	0	0	1	0	2-15	20-3	7	2.70
*Mar 24	at Mississippi State	8.0	21	20	18	5	6	8	0	2	0	0	1	0	0	15-20	20-4	7	3.34
Mar 26	vs Alabama	8.0	10	6	5	8	5	3	0	0	1	0	1	1	0	3-6	20-5	7	3.42
*Mar 29	at South Carolina	9.0	4	2	1	3	8	0	0	1	0	0	0	1	0	4-2	21-5	8	3.33
*Mar 30	at South Carolina	8.0	4	4	2	7	8	1	0	1	2	0	0	0	0	0-4	21-6	8	3.29
*Mar 31	at South Carolina	9.0	11	5	5	4	4	2	0	2	1	0	0	1	0	7-5	22-6	9	3.35
Totals		255.0	222	117	95	98	256	49	1	19	18	1	17	12	4	181-117	22-6	9	3.35

AUBURN STARTING PITCHER BREAKDOWN

Starter	GS	Quality Starts	Run Support	RS/Start	Auburn Record
T. Burns	7	4	19	2.7	6-1
C. Skipper	6	0	21	3.5	5-1
G. Wade	4	0	6	1.5	3-1
J. Owen	3	2	8	2.7	3-0
B. Horn	2	0	3	1.5	2-0
B. Fuller	2	0	3	1.5	1-1
K. Gray	2	0	1	0.5	1-1
E. Anderson	1	0	4	4.0	0-1
D. Daniel	1	0	5	5.0	1-0

Auburn Overall Rankings			Auburn SEC-Only Rankings		
Category	Rank	No.	Category	Rank	No.
ERA	6th	3.35	ERA	10th	5.54
Opp BA	9th	.232	Opp BA	10th	.275
Hits Allowed	9th	222	Hits Allowed	T-10th	87
Walks	7th	98	Walks	13th	41
Strikeouts	11th	256	Strikeouts	12th	63

AUBURN PITCHING BREAKDOWN

	W-L	ERA	IP	H	R	ER	BB	K	HR	AVG	W-L	ERA	IP	H	R	ER	BB	K	HR	AVG	
STARTERS	10-3	3.37	115.0	95	57	43	42	140	6	.220	HOME	15-1	1.48	152.0	107	37	25	39	164	6	.196
RELIEVERS	12-3	3.34	140.0	127	60	52	116	13		.242	ROAD	7-4	6.16	95.0	105	74	65	51	87	13	.275
TOTALS	22-6	3.35	255.0	222	117	95	98	256	19	.232	NEUT.	0-1	5.62	8.0	10	6	5	8	5	0	.345

HITTING NOTES

2019 MULTI-HIT GAMES

	2	3	4	5+	Total
Rankin Woley	10	1	-	-	11
Kason Howell	7	2	-	-	9
Steven Williams	6	2	-	-	8
Conor Davis	7	1	-	-	8
Edouard Julien	5	2	-	-	7
Will Holland	5	-	1	-	6
Judd Ward	5	1	-	-	6
Ryan Bliss	3	2	-	-	5
Matt Scheffler	4	1	-	-	5
Everett Lau	1	1	-	-	2

CAREER MULTI-HIT GAMES

	2	3	4	5+	Total
Conor Davis	29	5	-	-	34
Will Holland	25	7	2	-	34
Steven Williams	13	8	3	-	24
Edouard Julien	17	6	-	-	23
Judd Ward	10	1	-	-	11
Rankin Woley	10	1	-	-	11
Kason Howell	7	2	-	-	9
Ryan Bliss	3	2	-	-	5
Matt Scheffler	4	1	-	-	5
Everett Lau	1	1	-	-	2

2019 MULTI-RBI GAMES

	2	3	4	5+	Total
Edouard Julien	7	4	-	-	11
Rankin Woley	6	1	-	-	7
Ryan Bliss	5	-	-	-	5
Conor Davis	2	-	1	-	3
Judd Ward	1	1	1	-	3
Steven Williams	2	1	-	-	3
Will Holland	2	-	-	-	2
Everett Lau	-	-	-	1	1
Chase Hall	1	-	-	-	1
Kason Howell	-	1	-	-	1

CAREER MULTI-RBI GAMES

	2	3	4	5+	Total
Edouard Julien	12	11	6	-	29
Conor Davis	13	4	3	1	21
Will Holland	12	7	2	-	21
Steven Williams	9	5	2	1	17
Rankin Woley	6	1	-	-	7
Ryan Bliss	5	-	-	-	5
Judd Ward	3	1	1	-	5
Chase Hall	1	-	-	-	1
Kason Howell	-	1	-	-	1
Everett Lau	-	-	-	1	1

CAREER STARTS

	Career	Consec.
Will Holland	133	23
Conor Davis	109	13
Steven Williams	93	93
Edouard Julien	86	24
Judd Ward	48	15
Ryan Bliss	28	28
Kason Howell	28	28
Rankin Woley	28	28
Matt Scheffler	24	12
Everett Lau	6	1
Chase Hall	4	1
Ed Johnson	1	-

TEAM NOTES

Auburn Overall SEC Rankings			Auburn SEC-Only Rankings		
Category	Rank	No.	Category	Rank	No.
Avg.	10th	.268	Avg.	7th	.250
Hits	12th	255	Hits	6th	76
2B	12th	46	2B	T-6th	13
HR	12th	21	HR	T-8th	6
BB	13th	123	BB	14th	22

2019 AUBURN HOME RUNS

No.	Player (#)	Opponent (Date)	On	Outs	Inn.	Pitcher
1	Edouard Julien (1)	Georgia Southern (2/17)	0	0	7th	Edwards (R)
2	Edouard Julien (2)	Alabama A&M (2/20)	0	0	5th	Mendoza (L)
3	Judd Ward (1)	Alabama A&M (2/20)	0	0	8th	Figueroa (R)
4	Edouard Julien (3)	Alabama A&M (2/20)	1	2	8th	Figueroa (R)
5	Edouard Julien (4)	at UCF (2/22)	1	0	2nd	Schuermann (L)
6	Conor Davis (1)	at UCF (2/24)	1	0	2nd	Spicer (R)
7	Steven Williams (1)	at UCF (2/24)	1	1	3rd	Spicer (R)
8	Rankin Woley (1)	at UCF (2/24)	0	2	4th	Sinclair (R)
9	Steven Williams (2)	Cincinnati (3/1)	1	1	7th	Shawver (L)
10	Ryan Bliss (1)	Cincinnati (3/2)	0	2	3rd	Batcho (L)
11	Edouard Julien (5)	UT Martin (3/5)	0	1	4th	Cannon (R)
12	Everett Lau (1)	UT Martin (3/5)	2	1	7th	O'Doherty (R)
13	Conor Davis (2)	UT Martin (3/6)	0	2	4th	Bullington (R)
14	Matt Scheffler (1)	UTSA (3/9)	0	2	5th	Foust (R)
15	Conor Davis (3)	at UAB (3/19)	3	2	5th	Wesson (R)
16	Steven Williams (3)	at Mississippi State (3/22)	0	1	6th	Small (L)
17	Rankin Woley (2)	at Mississippi State (3/22)	0	1	6th	Small (L)
18	Steven Williams (4)	at Mississippi State (3/24)	1	0	4th	Price (R)
19	Judd Ward (2)	at Mississippi State (3/24)	2	1	7th	Gordon (R)
20	Will Holland (1)	at South Carolina	1	1	2nd	Shook (R)
21	Edouard Julien (6)	at South Carolina	2	2	2nd	Tringali (R)

AUBURN CAREER HOME RUN BREAKDOWN

	1R	2R	3R	GS	Career	Home	Road	Last
Bliss	1	--	--	--	1	1	0	3/2/19
Davis	1	1	3	1	6	4	2	3/19/19
Holland	8	6	1	--	16	9	8	3/31/19
Julien	6	5	9	3	23	12	11	3/31/19
Lau	--	--	1	--	1	1	--	3/5/19
Scheffler	1	--	--	--	1	1	--	3/9/19
Ward	1	0	1	0	2	1	1	3/24/19
Williams	6	6	3	1	16	8	8	3/24/19
Woley	2	--	--	--	2	--	2	3/22/19

HITTING STREAKS

	Current	'19	Career
Ryan Bliss	-	10	10
Conor Davis	-	7	11
Judd Ward	-	7	7
Matt Scheffler	-	6	6
Kason Howell	3	5	5
Rankin Woley	5	5	5
Edouard Julien	1	5	6
Will Holland	1	5	8
Steven Williams	-	5	6
Everett Lau	-	2	2
Chase Hall	-	1	1
Brody Moore	1	1	1

REACHED BASE STREAKS

	Current	'19	Career
Steven Williams	-	19	25
Rankin Woley	5	17	17
Judd Ward	-	13	13
Edouard Julien	1	11	14
Ryan Bliss	1	10	10
Kason Howell	5	10	10
Matt Scheffler	6	9	9
Will Holland	1	9	18
Conor Davis	9	9	19
Everett Lau	-	5	5
Chase Hall	-	3	3
Ed Johnson	1	1	1
Brody Moore	1	1	1
Brett Olson	1	1	2

BUNT HITS

Player	No.
Judd Ward	2
Ryan Bliss	1
Kason Howell	1
Edouard Julien	1
TOTAL	5

SAC BUNTS

Player	No.
Steven Williams	3
Will Holland	2
Kason Howell	2
Judd Ward	2
Ryan Bliss	1
Matt Scheffler	1
TOTAL	11

SAC FLIES

Player	No.
Kason Howell	4
Ryan Bliss	3
Steven Williams	2
Rankin Woley	2
Edouard Julien	1
Judd Ward	1
Matt Scheffler	1
TOTAL	14

OUTFIELD ASSISTS

Player	No.
Judd Ward	3
Kason Howell	1
TOTAL	4

PINCH HITS

Player	No.
TOTAL	0

AUBURN 2019 GAME-BY-GAME STARTING LINEUPS

DATE	OPP	1	2	3	4	5	6	7	8	9	SP
2/15	Georgia Southern	Ward	Holland	Williams	Woley	Julien	Davis	Bliss	Howell	Scheffler	Daniel
2/16	Georgia Southern	Holland	Williams	Woley	Julien	Davis	Bliss	Howell	Scheffler	Ward	Burns
2/17	Georgia Southern	Ward	Holland	Williams	Woley	Julien	Davis	Bliss	Howell	Hall	Gray
2/19	Alabama A&M	Ward	Holland	Williams	Woley	Bliss	Howell	Lau	Hall	Johnson	Skipper
2/20	Alabama A&M	Ward	Woley	Williams	Davis	Julien	Bliss	Howell	Lau	Scheffler	Fuller
2/22	at UCF	Ward	Holland	Williams	Woley	Julien	Davis	Bliss	Howell	Scheffler	Burns
2/23	at UCF	Ward	Holland	Julien	Woley	Williams	Davis	Bliss	Howell	Hall	Gray
2/24	at UCF	Ward	Holland	Julien	Woley	Williams	Davis	Bliss	Howell	Scheffler	Horn
3/1	Cincinnati	Ward	Holland	Julien	Woley	Williams	Davis	Bliss	Howell	Scheffler	Burns
3/2	Cincinnati	Ward	Holland	Julien	Williams	Woley	Davis	Bliss	Howell	Scheffler	Owen
3/3	Cincinnati	Ward	Holland	Julien	Woley	Williams	Davis	Bliss	Howell	Scheffler	Skipper
3/5	UT Martin	Holland	Williams	Julien	Woley	Bliss	Lau	Howell	Ward	Scheffler	Horn
3/6	UT Martin	Holland	Williams	Julien	Woley	Bliss	Davis	Howell	Lau	Scheffler	Wade
3/8	UTSA	Holland	Williams	Julien	Woley	Bliss	Davis	Howell	Ward	Scheffler	Burns
3/9	UTSA	Holland	Williams	Julien	Woley	Bliss	Lau	Howell	Ward	Scheffler	Owen
3/10	UTSA	Holland	Williams	Julien	Woley	Bliss	Davis	Howell	Ward	Hall	Skipper
3/12	at South Alabama	Holland	Williams	Woley	Julien	Davis	Bliss	Howell	Ward	Scheffler	Wade
3/15	Tennessee*	Holland	Williams	Woley	Julien	Davis	Bliss	Howell	Ward	Scheffler	Burns
3/16	Tennessee*	Holland	Williams	Woley	Julien	Davis	Bliss	Howell	Ward	Scheffler	Owen
3/17	Tennessee*	Holland	Williams	Woley	Julien	Davis	Bliss	Howell	Ward	Scheffler	Skipper
3/19	at UAB	Holland	Williams	Woley	Julien	Davis	Bliss	Howell	Ward	Scheffler	Wade
3/22	at Mississippi State*	Holland	Williams	Woley	Julien	Davis	Bliss	Howell	Ward	Scheffler	Burns
3/23	at Mississippi State*	Holland	Williams	Woley	Julien	Davis	Bliss	Howell	Ward	Scheffler	Skipper
3/24	at Mississippi State*	Holland	Williams	Woley	Julien	Davis	Bliss	Howell	Ward	Scheffler	Anderson
3/26	vs. Alabama%	Holland	Williams	Woley	Julien	Davis	Bliss	Howell	Ward	Scheffler	Wade
3/29	at South Carolina*	Holland	Williams	Woley	Julien	Davis	Bliss	Howell	Ward	Scheffler	Burns
3/30	at South Carolina*	Ward	Howel	Julien	Woley	Williams	Davis	Holland	Bliss	Scheffler	Fuller
3/31	at South Carolina*	Ward	Howel	Julien	Woley	Williams	Davis	Holland	Bliss	Scheffler	Skipper
4/2	Georgia Tech										
4/4	Arkansas*										
4/5	Arkansas*										
4/6	Arkansas*										
4/9	Jacksonville State										
4/12	at Texas A&M*										
4/13	at Texas A&M*										
4/14	at Texas A&M*										
4/16	at Georgia Tech										
4/18	Ole Miss*										
4/19	Ole Miss*										
4/20	Ole Miss*										
4/23	at Jacksonville State										
4/25	at Vanderbilt*										
4/26	at Vanderbilt*										
4/27	at Vanderbilt*										
5/3	Alabama*										
5/4	Alabama*										
5/5	Alabama*										
5/7	UAB										
5/10	Georgia*										
5/11	Georgia*										
5/12	Georgia*										
5/14	North Alabama*										
5/16	at LSU*										
5/17	at LSU*										
5/18	at LSU*										

* - SEC Game

% - MAX Capital City Classic (Montgomery, Ala.)

AUBURN 2019 GAME-BY-GAME STARTERS

DATE	OPP	SP	C	1B	2B	3B	SS	LF	CF	RF	DH
2/15	Georgia Southern	Daniel	Scheffler	Woley	Bliss	Julien	Holland	Ward	Howell	Williams	Davis
2/16	Georgia Southern	Burns	Scheffler	Woley	Bliss	Julien	Holland	Ward	Howell	Williams	Davis
2/17	Georgia Southern	Gray	Hall	Woley	Bliss	Julien	Holland	Ward	Howell	Williams	Davis
2/19	Alabama A&M	Skipper	Hall	Woley	Bliss	Johnson	Holland	Ward	Howell	Williams	Lau
2/20	Alabama A&M	Fuller	Scheffler	Woley	Lau	Julien	Bliss	Ward	Howell	Williams	Davis
2/22	at UCF	Burns	Scheffler	Woley	Bliss	Julien	Holland	Ward	Howell	Williams	Davis
2/23	at UCF	Gray	Hall	Woley	Bliss	Julien	Holland	Ward	Howell	Williams	Davis
2/24	at UCF	Horn	Scheffler	Woley	Bliss	Julien	Holland	Ward	Howell	Williams	Davis
3/1	Cincinnati	Burns	Scheffler	Woley	Bliss	Julien	Holland	Ward	Howell	Williams	Lau
3/2	Cincinnati	Owens	Scheffler	Woley	Bliss	Julien	Holland	Ward	Howell	Williams	Davis
3/3	Cincinnati	Skipper	Scheffler	Woley	Bliss	Julien	Holland	Ward	Howell	Williams	Davis
3/5	UT Martin	Horn	Scheffler	Woley	Bliss	Julien	Holland	Ward	Howell	Williams	Lau
3/6	UT Martin	Wade	Scheffler	Woley	Bliss	Julien	Holland	Davis	Howell	Williams	Lau
3/8	UTSA	Burns	Scheffler	Woley	Bliss	Julien	Holland	Ward	Howell	Williams	Davis
3/9	UTSA	Owen	Scheffler	Woley	Bliss	Julien	Holland	Ward	Howell	Williams	Lau
3/10	UTSA	Skipper	Hall	Woley	Bliss	Julien	Holland	Ward	Howell	Williams	Davis
3/12	at South Alabama	Wade	Scheffler	Woley	Bliss	Julien	Holland	Ward	Howell	Williams	Davis
3/15	Tennessee*	Burns	Scheffler	Woley	Bliss	Julien	Holland	Ward	Howell	Williams	Davis
3/16	Tennessee*	Owen	Scheffler	Woley	Bliss	Julien	Holland	Ward	Howell	Williams	Davis
3/17	Tennessee*	Skipper	Scheffler	Woley	Bliss	Julien	Holland	Ward	Howell	Williams	Davis
3/19	at UAB	Wade	Scheffler	Woley	Bliss	Julien	Holland	Ward	Howell	Williams	Davis
3/22	at Mississippi State*	Burns	Scheffler	Woley	Bliss	Julien	Holland	Ward	Howell	Williams	Davis
3/23	at Mississippi State*	Skipper	Scheffler	Woley	Bliss	Julien	Holland	Ward	Howell	Williams	Davis
3/24	at Mississippi State*	Anderson	Scheffler	Woley	Bliss	Julien	Holland	Ward	Howell	Williams	Davis
3/26	vs. Alabama^	Wade	Scheffler	Woley	Bliss	Julien	Holland	Ward	Howell	Williams	Davis
3/29	at South Carolina*	Burns	Scheffler	Woley	Bliss	Julien	Holland	Ward	Howell	Williams	Davis
3/30	at South Carolina*	Fuller	Scheffler	Woley	Bliss	Julien	Holland	Ward	Howell	Williams	Davis
3/31	at South Carolina*	Skipper	Scheffler	Woley	Bliss	Julien	Holland	Ward	Howell	Williams	Davis
4/2	Georgia Tech										
4/4	Arkansas*										
4/5	Arkansas*										
4/6	Arkansas*										
4/9	Jacksonville State										
4/12	at Texas A&M*										
4/13	at Texas A&M*										
4/14	at Texas A&M*										
4/16	at Georgia Tech										
4/18	Ole Miss*										
4/19	Ole Miss*										
4/20	Ole Miss*										
4/23	at Jacksonville State										
4/25	at Vanderbilt*										
4/26	at Vanderbilt*										
4/27	at Vanderbilt*										
5/3	Alabama*										
5/4	Alabama*										
5/5	Alabama*										
5/7	UAB										
5/10	Georgia*										
5/11	Georgia*										
5/12	Georgia*										
5/14	North Alabama*										
5/16	at LSU*										
5/17	at LSU*										
5/18	at LSU*										

* - SEC Game

^ - MAX Capital City Classic (Montgomery, Ala.)

OVERALL STATS



**2019 Auburn Baseball
Overall Statistics for Auburn (as of Mar 31, 2019)
(All games Sorted by Batting avg)**



Record: 22-6 Home: 15-1 Away: 7-4 Neutral: 0-1 SEC: 6-3

Player	avg	gp-gs	ab	r	h	2b	3b	hr	rbi	tb	slg%	bb	hp	so	gdp	ob%	sf	sh	sb-att	po	a	e	fld%	
4 Woley, Rankin	.321	28-28	112	20	36	8	1	2	24	52	.464	11	3	33	4	.391	2	0	2-2	226	16	1	.996	
16 Howell, Kason	.317	28-28	101	18	32	5	0	0	18	37	.366	10	3	17	1	.381	4	2	12-14	79	1	3	.964	
24 Davis, Conor	.295	25-24	95	16	28	3	1	3	14	42	.442	5	3	19	3	.350	0	0	2-2	2	0	0	1.000	
10 Julien, Edouard	.280	27-27	100	27	28	7	0	6	29	53	.530	21	4	30	1	.421	1	0	2-2	12	38	5	.909	
1 Ward, Judd	.268	28-27	97	17	26	3	2	2	16	39	.402	16	4	18	0	.390	1	2	2-3	51	3	4	.931	
6 Scheffler, Matt	.267	26-24	86	16	23	5	0	1	11	31	.360	6	4	9	1	.340	1	1	5-6	209	25	3	.987	
41 Williams, Steven	.241	28-28	108	21	26	4	0	4	14	42	.389	17	2	28	2	.349	2	3	2-2	60	0	1	.984	
9 Bliss, Ryan	.235	28-28	102	19	24	6	1	1	14	35	.343	14	1	23	1	.325	3	1	5-5	40	61	1	.990	
17 Holland, Will	.228	27-27	101	20	23	3	0	1	9	29	.287	18	6	25	3	.376	0	2	12-13	20	65	6	.934	

19 Moore, Brody	1.000	2-0	1	1	1	0	1	0	0	3	3.000	0	0	0	0	1.000	0	0	0-0	0	0	0	.000	
2 Lau, Everett	.240	10-6	25	4	6	1	0	1	6	10	.400	2	1	7	1	.321	0	0	1-1	4	3	0	1.000	
11 Hall, Chase	.143	7-4	14	0	2	1	0	0	2	3	.214	1	1	1	1	.250	0	0	0-0	42	2	2	.957	
7 Johnson, Ed	.000	2-1	4	0	0	0	0	0	0	0	.000	1	0	1	0	.200	0	0	0-0	3	1	0	1.000	
3 Warner, Devin	.000	3-0	3	0	0	0	0	0	0	0	.000	0	0	1	0	.000	0	0	0-0	0	0	0	.000	
5 Eaton, Jarrett	.000	4-0	2	1	0	0	0	0	0	0	.000	0	0	0	0	.000	0	0	1-1	1	0	0	1.000	
21 Henderson, Jackso	.000	3-0	1	1	0	0	0	0	0	0	.000	0	0	1	0	.000	0	0	0-0	1	0	0	1.000	
38 Olson, Brett	.000	1-0	0	0	0	0	0	0	0	0	.000	1	0	0	0	1.000	0	0	0-0	0	0	0	.000	
Totals	.268	28	952	181	255	46	6	21	157	376	.395	123	32	213	18	.366	14	11	46-51	765	250	32	.969	
Opponents	.232	28	956	117	222	49	1	19	96	330	.345	98	17	256	10	.313	7	13	29-34	736	268	41	.961	

LOB - Team (215), Opp (209). DPs turned - Team (12), Opp (22). IBB - Team (6), Julien, E. 4, Howell, K. 1, Holland, W. 1, Opp (4). Picked off - Scheffler, M 2, Howell, K. 1, Holland, W. 1.

(All games Sorted by Earned run avg)

Player	era	w-l	app	gs	cg	sho	sv	ip	h	r	er	bb	so	2b	3b	hr	b/avg	wp	hp	bks	sfa	sha		
44 Owen, Jack	0.31	3-0	5	3	1	1/1	0	29.0	16	2	1	2	33	2	0	1	.162	1	0	0	0	2		
32 Burns, Tanner	1.40	4-0	7	7	1	1/2	0	45.0	24	9	7	10	59	5	0	1	.151	4	2	0	0	0		
14 Anderson, Elliott	1.85	4-0	13	1	0	0/2	0	24.1	20	8	5	10	27	8	0	1	.217	1	1	0	1	2		
18 Fuller, Brooks	2.08	1-1	8	2	0	0/0	1	21.2	14	10	5	16	14	2	0	2	.184	3	1	0	0	1		
20 Greenhill, Cody	3.63	0-1	12	0	0	0/2	6	22.1	21	10	9	4	15	5	0	1	.247	1	4	0	1	0		
40 Wade, Garrett	3.72	3-0	7	4	0	0/1	0	19.1	14	10	8	17	27	2	0	1	.209	2	1	1	0	3		
29 Skipper, Carson	6.38	3-1	10	6	0	0/1	2	24.0	32	21	17	10	27	6	1	3	.314	2	1	0	0	1		

31 Schilleci, Blake	0.00	0-0	1	0	0	0/0	0	1.0	0	0	0	0	2	0	0	0	.000	0	0	0	0	0		
23 Glavine, Peyton	1.59	0-0	6	0	0	0/0	0	5.2	6	1	1	4	9	1	0	0	.261	0	0	0	0	0		
43 Fitts, Richard	3.50	2-0	9	0	0	0/0	0	18.0	21	7	7	6	10	6	0	2	.296	1	1	0	0	1		
13 Daniel, Davis	4.50	0-0	1	1	0	0/0	0	2.0	4	2	1	0	4	0	0	0	.364	0	0	0	0	0		
36 Gray, Kyle	5.73	1-2	8	2	0	0/1	0	11.0	11	9	7	7	8	3	0	2	.256	1	3	0	1	1		
33 Morrison, Will	6.14	0-0	7	0	0	0/1	0	7.1	7	5	5	3	7	1	0	1	.259	1	3	0	1	0		
37 Watson, Ryan	6.59	0-1	8	0	0	0/0	0	13.2	16	10	10	4	9	4	0	1	.314	1	0	0	3	1		
8 Horn, Bailey	10.12	1-0	6	2	0	0/0	0	10.2	16	13	12	5	5	4	0	3	.340	0	0	0	0	1		
Totals	3.35	22-6	28	28	2	6/4	9	255.0	222	117	95	98	256	49	1	19	.232	18	17	1	7	13		
Opponents	5.87	6-22	28	28	0	1/1	0	245.1	255	181	160	123	213	46	6	21	.268	32	32	7	14	11		

PB - Team (8), Scheffler, M 5, Hall, C. 3, Opp (3). Pickoffs - Team (3), Greenhill, C 1, Scheffler, M 1, Skipper, C. 1, Opp (4). SBA/ATT - Scheffler, M (26-31), Wade, G. (2-4), Burns, T. (3-4), Owen, J. (3-4), Fitts, R. (3-3), Watson, R. (2-3), Hall, C. (3-3), Anderson, E. (3-3), Gray, K. (3-3), Daniel, D. (2-2), Skipper, C. (2-2), Fuller, B. (2-2), Horn, B. (1-1), Glavine, P. (1-1), Morrison, W. (1-1), Greenhill, C (1-1).

SEC STATS



2019 Auburn Baseball
Conference statistics for Auburn (as of Mar 31, 2019)
(SEC games only Sorted by Batting avg)



Record: 6-3 Home: 3-0 Away: 3-3 SEC: 6-3

Player	avg	gp-gs	ab	r	h	2b	3b	hr	rbi	tb	slg%	bb	hp	so	gdp	ob%	sf	sh	sb-att	po	a	e	fld%	
16 Howell, Kason	.361	9-9	36	6	13	2	0	0	4	15	.417	0	1	4	1	.378	0	0	4-5	30	0	1	.968	
1 Ward, Judd	.303	9-9	33	3	10	1	0	1	7	14	.424	1	0	6	0	.324	0	1	1-1	21	1	2	.917	
24 Davis, Conor	.281	9-9	32	7	9	1	1	0	2	12	.375	2	2	7	2	.361	0	0	1-1	0	0	0	.000	
4 Woley, Rankin	.270	9-9	37	4	10	1	0	1	3	14	.378	2	0	10	1	.308	0	0	1-1	74	3	0	1.000	
10 Julien, Edouard	.257	9-9	35	6	9	4	0	1	10	16	.457	4	0	10	0	.333	0	0	0-0	6	11	1	.944	
6 Scheffler, Matt	.233	9-9	30	5	7	2	0	0	5	9	.300	2	1	3	0	.303	0	0	1-2	59	6	2	.970	
17 Holland, Will	.212	9-9	33	6	7	0	0	1	3	10	.303	3	2	12	1	.316	0	1	5-5	8	24	3	.914	
41 Williams, Steven	.171	9-9	35	3	6	0	0	2	4	12	.343	3	0	14	1	.231	1	1	0-0	21	0	0	1.000	
9 Bliss, Ryan	.167	9-9	30	6	5	2	0	0	2	7	.233	5	1	7	0	.306	0	0	1-1	12	25	0	1.000	

2 Lau, Everett	.000	2-0	2	0	0	0	0	0	0	0	.000	0	0	1	0	.000	0	0	1-1	0	0	0	.000	
3 Warner, Devin	.000	1-0	1	0	0	0	0	0	0	0	.000	0	0	0	0	.000	0	0	0-0	0	0	0	.000	
11 Hall, Chase	.000	1-0	0	0	0	0	0	0	0	0	.000	0	0	0	0	.000	0	0	0-0	1	0	0	1.000	
5 Eaton, Jarrett	.000	1-0	0	0	0	0	0	0	0	0	.000	0	0	0	0	.000	0	0	1-1	0	0	0	.000	
Totals	.250	9	304	46	76	13	1	6	40	109	.359	22	7	74	6	.314	1	3	16-18	234	80	12	.963	
Opponents	.275	9	316	56	87	20	1	9	48	136	.430	41	4	63	3	.364	2	3	11-12	234	93	12	.965	

LOB - Team (57), Opp (76). DPs turned - Team (4), Opp (7). IBB - Team (0), Opp (1). Picked off - Scheffler, M 1.

(SEC games only Sorted by Earned run avg)

Player	era	w-l	app	gs	cg	sho	sv	ip	h	r	er	bb	so	2b	3b	hr	b/avg	wp	hp	bk	sfa	sha
32 Burns, Tanner	2.45	1-0	3	3	0	0/1	0	18.1	13	7	5	6	20	2	0	1	.186	3	1	0	0	0
18 Fuller, Brooks	2.92	1-1	3	1	0	0/0	0	12.1	9	4	4	9	10	2	0	1	.209	2	0	0	0	1
43 Fitts, Richard	4.26	1-0	3	0	0	0/0	0	6.1	8	3	3	2	3	3	0	1	.308	1	0	0	0	0
20 Greenhill, Cody	4.76	0-1	6	0	0	0/1	4	11.1	13	6	6	2	9	3	0	1	.277	0	2	0	0	0
14 Anderson, Elliott	5.14	2-0	6	1	0	0/1	0	7.0	8	7	4	7	4	4	0	0	.276	0	0	0	1	2

33 Morrison, Will	0.00	0-0	1	0	0	0/0	0	0.1	0	0	0	0	0	0	0	0	.000	0	0	0	0	0
44 Owen, Jack	2.25	0-0	1	1	0	0/0	0	4.0	2	1	1	0	4	0	0	1	.143	0	0	0	0	0
36 Gray, Kyle	2.45	1-0	3	0	0	0/0	0	3.2	3	1	1	2	1	1	0	1	.231	0	1	0	0	0
23 Glavine, Peyton	4.50	0-0	2	0	0	0/0	0	2.0	3	1	1	2	2	0	0	0	.333	0	0	0	0	0
37 Watson, Ryan	10.38	0-0	3	0	0	0/0	0	4.1	7	5	5	2	5	1	0	0	.389	0	0	0	1	0
8 Horn, Bailey	13.50	0-0	2	0	0	0/0	0	3.1	6	6	5	2	2	1	0	2	.375	0	0	0	0	0
29 Skipper, Carson	19.80	0-1	4	3	0	0/0	0	5.0	14	13	11	6	3	3	1	1	.483	1	0	0	0	0
40 Wade, Garrett	99.00	0-0	1	0	0	0/0	0	0.0	1	2	2	1	0	0	0	0	1.000	0	0	0	0	0
Totals	5.54	6-3	9	9	0	1/1	4	78.0	87	56	48	41	63	20	1	9	.275	7	4	0	2	3
Opponents	4.62	3-6	9	9	0	1/1	0	78.0	76	46	40	22	74	13	1	6	.250	4	7	0	1	3

PB - Team (4), Scheffler, M 3, Hall, C. 1, Opp (2). Pickoffs - Team (0), Opp (1). SBA/ATT - Scheffler, M (11-12), Gray, K. (3-3), Burns, T. (2-2), Watson, R. (1-2), Anderson, E. (2-2), Greenhill, C (1-1), Glavine, P. (1-1), Fuller, B. (1-1).

HOME GAMES



**2019 Auburn Baseball
Overall Statistics for Auburn (as of Mar 17, 2019)
(Home games Sorted by Batting avg)**



Record: 15-1 Home: 15-1 Away: 0-0 SEC: 3-0

Player	avg	gp-gs	ab	r	h	2b	3b	hr	rbi	tb	slg%	bb	hp	so	gdp	ob%	sf	sh	sb-att	po	a	e	fld%	
4 Woley, Rankin	.349	16-16	63	10	22	6	1	0	18	30	.476	6	2	18	3	.417	1	0	1-1	133	12	1	.993	
16 Howell, Kason	.339	16-16	56	11	19	4	0	0	12	23	.411	8	1	14	0	.418	2	1	9-10	41	1	2	.955	
10 Julien, Edouard	.327	15-15	55	18	18	3	0	4	18	33	.600	10	4	17	0	.457	1	0	2-2	6	23	4	.879	
6 Scheffler, Matt	.293	14-13	41	9	12	1	0	1	8	16	.390	5	3	4	1	.400	1	1	3-4	129	17	1	.993	
24 Davis, Conor	.265	13-12	49	6	13	2	0	1	4	18	.367	2	0	10	2	.294	0	0	1-1	2	0	0	1.000	
17 Holland, Will	.264	15-15	53	13	14	2	0	0	3	16	.302	14	2	8	2	.435	0	0	9-10	7	36	4	.915	
41 Williams, Steven	.262	16-16	61	13	16	3	0	1	6	22	.361	8	2	16	1	.361	1	2	0-0	32	0	0	1.000	
1 Ward, Judd	.260	16-15	50	9	13	2	0	1	5	18	.360	9	4	10	0	.406	1	1	1-2	29	3	0	1.000	
9 Bliss, Ryan	.193	16-16	57	13	11	1	1	1	8	17	.298	10	0	12	1	.300	3	1	5-5	23	32	1	.982	

19 Moore, Brody	1.000	1-0	1	0	1	0	1	0	0	3	3.000	0	0	0	0	1.000	0	0	0-0	0	0	0	.000	
2 Lau, Everett	.250	9-6	24	4	6	1	0	1	6	10	.417	2	1	6	1	.333	0	0	1-1	4	3	0	1.000	
11 Hall, Chase	.167	4-3	12	0	2	1	0	0	2	3	.250	1	0	0	1	.231	0	0	0-0	33	2	1	.972	
7 Johnson, Ed	.000	2-1	4	0	0	0	0	0	0	0	.000	1	0	1	0	.200	0	0	0-0	3	1	0	1.000	
5 Eaton, Jarrett	.000	3-0	2	0	0	0	0	0	0	0	.000	0	0	0	0	.000	0	0	1-1	1	0	0	1.000	
3 Warner, Devin	.000	2-0	2	0	0	0	0	0	0	0	.000	0	0	1	0	.000	0	0	0-0	0	0	0	.000	
21 Henderson, Jackso	.000	3-0	1	1	0	0	0	0	0	0	.000	0	0	1	0	.000	0	0	0-0	1	0	0	1.000	
38 Olson, Brett	.000	1-0	0	0	0	0	0	0	0	0	.000	1	0	0	0	1.000	0	0	0-0	0	0	0	.000	
Totals	.277	16	531	107	147	26	3	10	90	209	.394	77	19	118	12	.381	10	6	33-37	456	149	16	.974	
Opponents	.196	16	545	37	107	22	1	6	28	149	.273	39	10	164	5	.261	3	6	14-17	412	152	24	.959	

LOB - Team (124), Opp (110). DPs turned - Team (6), Opp (13). IBB - Team (3), Howell, K. 1, Julien, E. 1, Holland, W. 1, Opp (4). Picked off - Scheffler, M 2, Howell, K. 1.

(Home games Sorted by Earned run avg)

Player	era	w-l	app	gs	cg	sho	sv	ip	h	r	er	bb	so	2b	3b	hr	b/avg	wp	hp	bks	sfa	sha		
32 Burns, Tanner	0.33	2-0	4	4	1	1/2	0	27.2	13	1	1	3	41	2	0	0	.138	1	0	0	0	0		
44 Owen, Jack	0.36	3-0	4	3	1	1/1	0	24.2	13	1	1	2	25	1	0	1	.159	1	0	0	0	2		
14 Anderson, Elliott	0.64	3-0	6	0	0	0/2	0	14.0	8	1	1	3	16	4	0	1	.160	1	0	0	0	0		
18 Fuller, Brooks	1.38	1-0	6	1	0	0/0	1	13.0	7	7	2	9	7	0	0	1	.152	1	1	0	0	0		
29 Skipper, Carson	1.80	2-0	6	4	0	0/1	2	20.0	18	7	4	2	24	3	1	1	.234	1	1	0	0	0		
20 Greenhill, Cody	2.70	0-0	6	0	0	0/2	2	13.1	11	5	4	4	9	2	0	1	.234	1	3	0	1	0		

40 Wade, Garrett	0.00	2-0	3	1	0	0/1	0	9.0	4	0	0	3	13	1	0	0	.133	2	1	0	0	1		
36 Gray, Kyle	0.00	1-0	3	1	0	0/1	0	5.2	4	2	0	4	4	1	0	0	.200	1	2	0	1	1		
23 Glavine, Peyton	0.00	0-0	4	0	0	0/0	0	3.0	3	0	0	3	5	1	0	0	.250	0	0	0	0	0		
31 Schilleci, Blake	0.00	0-0	1	0	0	0/0	0	1.0	0	0	0	0	2	0	0	0	.000	0	0	0	0	0		
37 Watson, Ryan	3.68	0-1	4	0	0	0/0	0	7.1	6	3	3	1	5	2	0	1	.240	0	0	0	1	1		
13 Daniel, Davis	4.50	0-0	1	1	0	0/0	0	2.0	4	2	1	0	4	0	0	0	.364	0	0	0	0	0		
43 Fitts, Richard	5.40	1-0	4	0	0	0/0	0	5.0	7	3	3	1	2	3	0	0	.333	0	0	0	0	1		
33 Morrison, Will	6.00	0-0	3	0	0	0/1	0	3.0	4	2	2	2	6	0	0	0	.333	1	2	0	0	0		
8 Horn, Bailey	8.10	0-0	2	1	0	0/0	0	3.1	5	3	3	2	1	2	0	0	.333	0	0	0	0	0		
Totals	1.48	15-1	16	16	2	6/4	5	152.0	107	37	25	39	164	22	1	6	.196	10	10	0	3	6		
Opponents	6.09	1-15	16	16	0	0/0	0	137.1	147	107	93	77	118	26	3	10	.277	25	19	6	10	6		

PB - Team (2), Scheffler, M 2, Opp (1). Pickoffs - Team (3), Skipper, C. 1, Scheffler, M 1, Greenhill, C 1, Opp (3). SBA/ATT - Scheffler, M (11-14), Burns, T. (3-4), Hall, C. (3-3), Owen, J. (2-3), Daniel, D. (2-2), Wade, G. (0-1), Fitts, R. (1-1), Greenhill, C (1-1), Horn, B. (1-1), Fuller, B. (1-1), Skipper, C. (1-1), Anderson, E. (1-1), Watson, R. (1-1).

AWAY GAMES



2019 Auburn Baseball
Overall Statistics for Auburn (as of Apr 01, 2019)
(Away games Sorted by Batting avg)



Record: 7-4 Home: 0-0 Away: 7-4 SEC: 3-3

Player	avg	gp-gs	ab	r	h	2b	3b	hr	rbi	tb	slg%	bb	hp	so	gdp	ob%	sf	sh	sb-att	po	a	e	fld%	
9 Bliss, Ryan	.317	11-11	41	6	13	5	0	0	6	18	.439	4	1	10	0	.391	0	0	0-0	14	27	0	1.000	
24 Davis, Conor	.310	11-11	42	10	13	1	1	2	10	22	.524	3	3	9	1	.396	0	0	1-1	0	0	0	.000	
16 Howell, Kason	.310	11-11	42	7	13	1	0	0	6	14	.333	1	2	2	1	.340	2	1	3-4	35	0	1	.972	
4 Woley, Rankin	.289	11-11	45	10	13	2	0	2	5	21	.467	5	1	13	1	.365	1	0	1-1	86	3	0	1.000	
1 Ward, Judd	.273	11-11	44	7	12	1	2	1	11	20	.455	6	0	8	0	.360	0	1	1-1	22	0	3	.880	
6 Scheffler, Matt	.244	11-10	41	7	10	4	0	0	3	14	.341	1	1	5	0	.279	0	0	2-2	74	7	2	.976	
10 Julien, Edouard	.214	11-11	42	9	9	4	0	2	10	19	.452	10	0	13	1	.365	0	0	0-0	4	11	1	.938	
17 Holland, Will	.200	11-11	45	6	9	1	0	1	6	13	.289	3	3	16	1	.294	0	2	2-2	11	25	2	.947	
41 Williams, Steven	.190	11-11	42	7	8	0	0	3	8	17	.405	9	0	10	1	.327	1	1	2-2	27	0	0	1.000	

11 Hall, Chase	.000	3-1	2	0	0	0	0	0	0	0	.000	0	1	1	0	.333	0	0	0-0	9	0	1	.900	
2 Lau, Everett	.000	1-0	1	0	0	0	0	0	0	0	.000	0	0	1	0	.000	0	0	0-0	0	0	0	.000	
3 Warner, Devin	.000	1-0	1	0	0	0	0	0	0	0	.000	0	0	0	0	.000	0	0	0-0	0	0	0	.000	
5 Eaton, Jarrett	.000	1-0	0	1	0	0	0	0	0	0	.000	0	0	0	0	.000	0	0	0-0	0	0	0	.000	
19 Moore, Brody	.000	1-0	0	1	0	0	0	0	0	0	.000	0	0	0	0	.000	0	0	0-0	0	0	0	.000	
Totals	.258	11	388	71	100	19	3	11	65	158	.407	42	12	88	6	.345	4	5	12-13	285	88	14	.964	
Opponents	.275	11	382	74	105	24	0	13	64	168	.440	51	6	87	5	.366	4	6	10-11	297	104	16	.962	

LOB - Team (83), Opp (90). DPs turned - Team (5), Opp (7). IBB - Team (3), Julien, E. 3. Picked off - Holland, W. 1.

(Away games Sorted by Earned run avg)

Player	era	w-l	app	gs	cg	sho	sv	ip	h	r	er	bb	so	2b	3b	hr	b/avg	wp	hp	bks	sfa	sha
32 Burns, Tanner	3.12	2-0	3	3	0	0/0	0	17.1	11	8	6	7	18	3	0	1	.169	3	2	0	0	0
18 Fuller, Brooks	3.12	0-1	2	1	0	0/0	0	8.2	7	3	3	7	7	2	0	1	.233	2	0	0	0	1
14 Anderson, Elliott	3.48	1-0	7	1	0	0/0	0	10.1	12	7	4	7	11	4	0	0	.286	0	1	0	1	2
43 Fitts, Richard	3.86	1-0	4	0	0	0/0	0	9.1	11	4	4	4	7	2	0	2	.289	1	0	0	0	0
20 Greenhill, Cody	5.00	0-1	6	0	0	0/0	4	9.0	10	5	5	0	6	3	0	0	.263	0	1	0	0	0

44 Owen, Jack	0.00	0-0	1	0	0	0/0	0	4.1	3	1	0	0	8	1	0	0	.176	0	0	0	0	0
23 Glavine, Peyton	3.38	0-0	2	0	0	0/0	0	2.2	3	1	1	1	4	0	0	0	.273	0	0	0	0	0
33 Morrison, Will	4.15	0-0	3	0	0	0/0	0	4.1	3	2	2	0	1	1	0	1	.200	0	1	0	1	0
40 Wade, Garrett	8.10	1-0	3	2	0	0/0	0	6.2	6	7	6	9	10	1	0	1	.240	0	0	1	0	1
37 Watson, Ryan	9.53	0-0	3	0	0	0/0	0	5.2	8	6	6	2	4	1	0	0	.364	0	0	0	2	0
36 Gray, Kyle	10.12	0-1	4	1	0	0/0	0	5.1	6	6	6	3	4	1	0	2	.273	0	1	0	0	0
8 Horn, Bailey	11.05	1-0	4	1	0	0/0	0	7.1	11	10	9	3	4	2	0	3	.344	0	0	0	0	1
29 Skipper, Carson	29.25	1-1	4	2	0	0/0	0	4.0	14	14	13	8	3	3	0	2	.560	1	0	0	0	1
Totals	6.16	7-4	11	11	0	0/0	4	95.0	105	74	65	51	87	24	0	13	.275	7	6	1	4	6
Opponents	5.91	4-7	11	11	0	1/1	0	99.0	100	71	65	42	88	19	3	11	.258	7	12	1	4	5

PB - Team (5), Hall, C. 3, Scheffler, M 2, Opp (2). Pickoffs - Team (0), Opp (1). SBA/ATT - Scheffler, M (10-11), Anderson, E. (2-2), Glavine, P. (1-1), Watson, R. (0-1), Fitts, R. (1-1), Wade, G. (1-1), Skipper, C. (1-1), Owen, J. (1-1), Morrison, W. (1-1), Gray, K. (1-1), Fuller, B. (1-1).

LAST FIVE GAMES



**2019 Auburn Baseball
Overall Statistics for Auburn (as of Mar 31, 2019)
(Last Five Sorted by Batting avg)**



Record: 2-3 Home: 0-0 Away: 2-2 Neutral: 0-1 SEC: 2-2

Player	avg	gp-gs	ab	r	h	2b	3b	hr	rbi	tb	slg%	bb	hp	so	gdp	ob%	sf	sh	sb-att	po	a	e	fld%
16 Howell, Kason	.409	5-5	22	3	9	1	0	0	3	10	.455	1	0	1	1	.435	0	0	2-2	17	0	0	1.000
4 Woley, Rankin	.318	5-5	22	2	7	1	0	0	2	8	.364	1	0	6	0	.348	0	0	0-0	38	1	0	1.000
24 Davis, Conor	.316	5-5	19	5	6	0	0	0	2	6	.316	2	1	6	0	.409	0	0	1-1	0	0	0	.000
1 Ward, Judd	.286	5-5	21	2	6	0	0	1	5	9	.429	1	0	4	0	.318	0	1	1-1	9	0	2	.818
10 Julien, Edouard	.286	5-5	21	4	6	2	0	1	6	11	.524	2	0	1	0	.348	0	0	0-0	3	8	0	1.000
6 Scheffler, Matt	.250	5-5	20	3	5	1	0	0	1	6	.300	1	0	3	0	.286	0	0	0-0	29	5	0	1.000
41 Williams, Steven	.217	5-5	23	2	5	1	0	1	2	9	.391	1	0	9	1	.250	0	0	0-0	13	0	1	.929
9 Bliss, Ryan	.211	5-5	19	4	4	1	0	0	2	5	.263	1	1	4	0	.286	0	0	0-0	11	13	0	1.000
17 Holland, Will	.176	5-5	17	4	3	0	0	1	2	6	.353	2	3	6	0	.364	0	1	2-2	6	12	1	.947
Totals	.277	5	184	29	51	7	0	4	25	70	.380	12	5	40	2	.338	0	2	6-6	126	47	7	.961
Opponents	.298	5	168	37	50	14	0	6	33	82	.488	27	2	31	2	.399	1	4	7-8	135	53	6	.969

LOB - Team (39), Opp (39). DPs turned - Team (3), Opp (4).

(Last Five Sorted by Earned run avg)

Player	era	w-l	app	gs	cg	sho	sv	ip	h	r	er	bb	so	2b	3b	hr	b/avg	wp	hp	bk	sfa	sha		
43 Fitts, Richard	0.00	1-0	2	0	0	0/0	0	8.2	6	0	0	3	3	1	0	0	.207	0	1	0	0	0		
32 Burns, Tanner	1.35	1-0	1	1	0	0/0	0	6.2	4	2	1	2	7	0	0	1	.167	0	0	0	0	0		
18 Fuller, Brooks	3.60	0-1	1	1	0	0/0	0	5.0	3	2	2	4	4	1	0	1	.188	2	0	0	0	1		
14 Anderson, Elliott	7.71	0-0	3	1	0	0/0	0	4.2	6	7	4	5	2	4	0	0	.316	0	0	0	1	2		
20 Greenhill, Cody	9.64	0-1	3	0	0	0/0	2	4.2	9	5	5	0	3	3	0	0	.375	0	1	0	0	0		
40 Wade, Garrett	9.82	0-0	2	1	0	0/0	0	3.2	5	5	4	6	4	0	0	0	.385	0	0	0	0	1		

37 Watson, Ryan	3.00	0-0	2	0	0	0/0	0	3.0	3	1	1	1	4	1	0	0	.250	1	0	0	0	0		
8 Horn, Bailey	13.50	0-0	2	0	0	0/0	0	3.1	6	6	5	2	2	1	0	2	.375	0	0	0	0	0		
36 Gray, Kyle	27.00	0-1	2	0	0	0/0	0	0.2	2	2	2	0	1	1	0	1	.500	0	0	0	0	0		
33 Morrison, Will	27.00	0-0	2	0	0	0/0	0	0.1	0	1	1	1	0	0	0	0	.000	0	0	0	0	0		
29 Skipper, Carson	40.50	0-0	2	1	0	0/0	0	1.1	6	6	6	3	1	2	0	1	.600	1	0	0	0	0		
Totals	6.64	2-3	5	5	0	0/0	2	42.0	50	37	31	27	31	14	0	6	.298	4	2	0	1	4		
Opponents	5.20	3-2	5	5	0	1/1	0	45.0	51	29	26	12	40	7	0	4	.277	3	5	0	0	2		

PB - Team (3), Scheffler, M 3, Opp (2). SBA/ATT - Scheffler, M (7-8), Wade, G. (1-2), Anderson, E. (2-2), Gray, K. (1-1), Fuller, B. (1-1), Fitts, R. (1-1), Watson, R. (1-1).

LAST 10 GAMES



2019 Auburn Baseball
Overall Statistics for Auburn (as of Mar 31, 2019)
(Last 10 Sorted by Batting avg)



Record: 6-4 Home: 2-0 Away: 4-3 Neutral: 0-1 SEC: 5-3

Player	avg	gp-gs	ab	r	h	2b	3b	hr	rbi	tb	slg%	bb	hp	so	gdp	ob%	sf	sh	sb-att	po	a	e	fld%	
16 Howell, Kason	.333	10-10	39	6	13	1	0	0	4	14	.359	2	1	3	1	.381	0	0	4-5	29	0	1	.967	
4 Woley, Rankin	.310	10-10	42	5	13	2	0	1	6	18	.429	2	0	12	1	.333	1	0	1-1	85	3	0	1.000	
1 Ward, Judd	.282	10-10	39	5	11	1	0	1	8	15	.385	1	0	5	0	.300	0	1	1-1	22	1	4	.852	
24 Davis, Conor	.278	10-10	36	8	10	1	1	1	6	16	.444	2	3	7	2	.366	0	0	1-1	0	0	0	.000	
10 Julien, Edouard	.256	10-10	39	8	10	4	0	1	13	17	.436	6	0	9	0	.356	0	0	0-0	7	15	1	.957	
6 Scheffler, Matt	.235	10-10	34	6	8	2	0	0	5	10	.294	2	2	3	0	.316	0	0	1-2	58	8	2	.971	
9 Bliss, Ryan	.229	10-10	35	5	8	3	0	0	3	11	.314	5	1	9	0	.341	0	0	1-1	16	30	0	1.000	
17 Holland, Will	.216	10-10	37	9	8	0	0	1	4	11	.297	4	4	13	0	.356	0	1	7-7	11	26	2	.949	
41 Williams, Steven	.205	10-10	39	6	8	1	0	2	4	15	.385	6	0	15	1	.304	1	1	1-1	23	0	1	.958	

2 Lau, Everett	.000	2-0	2	0	0	0	0	0	0	0	.000	0	0	1	0	.000	0	0	1-1	0	0	0	.000	
11 Hall, Chase	.000	2-0	1	0	0	0	0	0	0	0	.000	0	0	0	0	.000	0	0	0-0	4	0	0	1.000	
3 Warner, Devin	.000	1-0	1	0	0	0	0	0	0	0	.000	0	0	0	0	.000	0	0	0-0	0	0	0	.000	
19 Moore, Brody	.000	1-0	0	1	0	0	0	0	0	0	.000	0	0	0	0	.000	0	0	0-0	0	0	0	.000	
5 Eaton, Jarrett	.000	1-0	0	1	0	0	0	0	0	0	.000	0	0	0	0	.000	0	0	0-0	0	0	0	.000	
Totals	.259	10	344	60	89	15	1	7	53	127	.369	30	11	77	5	.336	2	3	18-20	258	97	14	.962	
Opponents	.290	10	345	67	100	25	1	9	56	154	.446	54	4	64	3	.389	3	6	13-15	264	106	11	.971	

LOB - Team (66), Opp (87). DPs turned - Team (5), Opp (8). IBB - Team (0), Opp (1). Picked off - Scheffler, M 1.

(Last 10 Sorted by Earned run avg)

Player	era	w-l	app	gs	cg	sho	sv	ip	h	r	er	bb	so	2b	3b	hr	b/avg	wp	hp	bks	sfa	sha
43 Fitts, Richard	2.38	1-0	5	0	0	0/0	0	11.1	13	3	3	5	6	4	0	1	.295	1	1	0	0	0
18 Fuller, Brooks	2.92	1-1	3	1	0	0/0	0	12.1	9	4	4	9	10	2	0	1	.209	2	0	0	0	1
32 Burns, Tanner	3.86	1-0	2	2	0	0/0	0	11.2	9	7	5	5	11	2	0	1	.196	3	1	0	0	0
20 Greenhill, Cody	5.79	0-1	5	0	0	0/0	3	9.1	13	6	6	2	5	3	0	1	.317	0	1	0	0	0

44 Owen, Jack	2.25	0-0	1	1	0	0/0	0	4.0	2	1	1	0	4	0	0	1	.143	0	0	0	0	0
23 Glavine, Peyton	3.00	0-0	3	0	0	0/0	0	3.0	3	1	1	2	4	0	0	0	.250	0	0	0	0	0
36 Gray, Kyle	4.91	1-1	4	0	0	0/0	0	3.2	4	2	2	2	1	2	0	1	.286	0	1	0	0	0
14 Anderson, Elliott	5.40	1-0	5	1	0	0/0	0	6.2	8	7	4	6	4	4	0	0	.286	0	0	0	1	2
8 Horn, Bailey	7.11	1-0	3	0	0	0/0	0	6.1	6	6	5	3	4	1	0	2	.250	0	0	0	0	1
33 Morrison, Will	7.71	0-0	3	0	0	0/0	0	2.1	2	2	2	1	1	1	0	0	.250	0	0	0	1	0
37 Watson, Ryan	10.80	0-0	4	0	0	0/0	0	5.0	9	6	6	3	5	2	0	0	.409	1	0	0	1	0
40 Wade, Garrett	11.81	0-0	3	2	0	0/0	0	5.1	8	9	7	10	6	1	0	0	.400	0	0	0	0	2
29 Skipper, Carson	19.80	0-1	4	3	0	0/0	0	5.0	14	13	11	6	3	3	1	1	.483	1	0	0	0	0
Totals	5.97	6-4	10	10	0	0/0	3	86.0	100	67	57	54	64	25	1	9	.290	8	4	0	3	6
Opponents	5.52	4-6	10	10	0	1/1	0	88.0	89	60	54	30	77	15	1	7	.259	6	11	0	2	3

PB - Team (5), Scheffler, M 4, Hall, C. 1, Opp (2). Pickoffs - Team (0), Opp (1). SBA/ATT - Scheffler, M (13-15), Watson, R. (2-3), Gray, K. (3-3), Fitts, R. (2-2), Wade, G. (1-2), Anderson, E. (2-2), Fuller, B. (1-1), Glavine, P. (1-1), Greenhill, C. (1-1).

GAMES SUMMARY



**2019 Auburn Baseball
Games Summary for Auburn (as of Apr 01, 2019)
(All games)**



Score by innings	1	2	3	4	5	6	7	8	9	EX	Total
Auburn	20	20	26	19	26	17	22	25	5	1	181
Opponents	20	23	9	8	9	14	6	25	1	2	117

Record when ...

Overall	22-6	After 6 leading	18-1
Conference	6-3 trailing	2-5
Non-Conference	16-3 tied	2-0
Home games	15-1	After 7 leading	19-0
Away games	7-4 trailing	1-3
Neutral site	0-1 tied	2-3
Day games	12-4	After 8 leading	22-0
Night games	10-2 trailing	0-6
vs Left starter	4-1 tied	0-0
vs Right starter	18-5	Hit 0 home runs	10-5
1-Run games	2-0	... 1 home run	7-0
2-Run games	5-1	... 2+ home runs	5-1
5+Run games	10-3	Opponent 0 home runs	15-2
Extra innings	1-1 1 home run	3-2
Shutouts	6-1 2+ HRs	4-2
Scoring 0-2 runs	2-3	Made 0 errors	8-0
..... 3-5 runs	8-2 1 error	6-3
..... 6-9 runs	6-0 2+ errors	8-3
..... 10+ runs	6-1	Opp. made 0 errors	5-2
Opponent 0-2 runs	13-0 1 error	7-2
..... 3-5 runs	7-1 2+ errors	10-2
..... 6-9 runs	2-3	Out-hit opponent	13-1
..... 10+ runs	0-2	Out-hit by opponent	4-4
Scored in 1st inning	8-0	Hits are tied	5-1
Opp. scored in 1st	7-3		
Scores first	11-1		
Opp. scores first	11-5		

Record when team scores:

Runs	0	1	2	3	4	5	6	7	8	9	10+
W-L	0-1	0-1	2-1	0-1	3-0	5-1	3-0	1-0	1-0	1-0	6-1

Record when opponent scores:

Runs	0	1	2	3	4	5	6	7	8	9	10+
W-L	6-0	2-0	5-0	3-0	0-1	4-0	0-2	0-1	0-0	2-0	0-2

Record when leading after:

Inn.	1	2	3	4	5	6	7	8
W-L	6-0	9-0	11-1	14-2	17-2	18-1	19-0	22-0

Record when trailing after:

Inn.	1	2	3	4	5	6	7	8
W-L	4-3	6-5	7-5	4-4	2-4	2-5	1-3	0-6

Record when tied after:

Inn.	1	2	3	4	5	6	7	8
W-L	12-3	7-1	4-0	4-0	3-0	2-0	2-3	0-0

Current winning streak: 1
 Longest winning streak: 15
 Longest losing streak: 3

Home attendance : 50885 (14 dates avg = 3634)
 Away attendance : 72835 (12 dates avg = 6069)
 Total attendance: 123720 (26 dates avg = 4758)

TV/RADIO ROSTER



1 JUDD WARD



2 EVERETT LAU




3 DEVIN WARNER



4 RANKIN WOLEY



5 JARRETT EATON



6 MATT SCHEFFLER



7 ED JOHNSON



8 BAILEY HORN



9 RYAN BLISS



10 EDOUARD JULIEN



11 CHASE HALL



12 RYAN HOERTER



13 DAVIS DANIEL



14 ELLIOT ANDERSON



16 KASON HOWELL




17 WILL HOLLAND



18 BROOKS FULLER



19 BRODY MOORE



20 CODY GREENHILL



21 JACKSON HENDERSON



22 FORD LUTTRELL



23 PEYTON GLAVINE




24 CONOR DAVIS




25 DAWSON SWEATT



26 TROY BEARDEN



29 CARSON SKIPPER



31 BLAKE SCHILLECI



32 TANNER BURNS



33 WILL MORRISON



36 KYLE GRAY



37 RYAN WATSON




38 BRETT OLSON



40 GARRETT WADE



41 STEVEN WILLIAMS



43 RICHARD FITTS



44 JACK OWEN



30 BUTCH THOMPSON



35 KARL NONEMAKER



39 GABE GROSS



34 STEVE SMITH