



2013 AUBURN FOOTBALL GAME NOTES

Auburn Athletics Communications | 392 South Donahue Drive | Auburn, AL 36849 | 334.844.9800
AuburnTigers.com | Facebook: Facebook.com/FootballAU | Twitter: @FootballAU | #AUvsWSU

COACHES

Gus Malzahn (Henderson State, 1990)

Auburn Record.....first game
vs. Washington State.....first meeting
Overall Record 9-3 (2nd year)
vs. Washington State.....first meeting

Mike Leach (BYU, 1983)

Washington State Record 3-9 (2nd year)
vs. Auburn.....first meeting
Overall..... 87-52 (11th year)
vs. Auburn.....first meeting

SERIES

Auburn leads 1-0
at Auburn Auburn leads 1-0
Last Meeting ... Auburn 40, Washington St. 14 (9/2/06)
Current Streak Auburn, W1

RANKINGS

Auburn not ranked
Washington State not ranked

TV | ESPN

Clay Matvick..... Play-by-Play
Matt Stinchcomb..... Analysis
Dawn Davenport..... Sideline

RADIO | AUBURN IMG NETWORK

The Auburn IMG Sports Network provides coverage via 50+ stations covering the Southeast: Rod Bramblett (play-by-play); Stan White (color); Quentin Riggins (sideline); Paul Ellen (studio/SEC Report); Andy Burcham (locker room).

SATELLITE RADIO Sirius 158/XM 203
IN AUBURN WGZZ-FM (94.3)
ONLINE..... AuburnTigers.com

AUBURN FOOTBALL COMMUNICATIONS

Kirk Sampson..... Associate AD
kirk@auburn.edu

Shelly Poe..... Assistant AD/Primary Contact
slp0019@auburn.edu

Chuck Gallina..... Director/Secondary Contact
chuckg@auburn.edu

Taylor Bryan..... Assistant Dir./Secondary Contact
taylor.bryan@auburn.edu

Todd VanEmst..... Photographer
todd@auburn.edu

Steve Sain..... Videographer
saino2001@yahoo.com

Main Office Phone: 334.844.9800 | Fax: 334.844.9807

Web site: www.AuburnTigers.com

Live stats: Auburn.Statbroadcast.com

Game hashtag: #AUvsWSU



GAME 1

AUBURN (0-0, 0-0 SEC) vs. WASHINGTON STATE (0-0, 0-0 Pac-12)

VS.



August 31, 2013 | 6 p.m. CT

TV: ESPN | Radio: Auburn IMG Sports Network

Jordan-Hare Stadium (87,451) | Auburn, Ala.

THE GAME

Auburn (0-0, 0-0 SEC) opens the Gus Malzahn era and the 2013 campaign hosting Washington State (0-0, 0-0 Pac-12) on Saturday, August 31, 2013, at Jordan-Hare Stadium (87,451) in Auburn. Kickoff is 6:00 p.m. CT and will be televised by ESPN. The undefeated 11-0 1993 Auburn team will be honored during pregame festivities.

FIRST AND 10

- Auburn begins its 121st season of football and the 74th campaign in Jordan-Hare Stadium
- This is Gus Malzahn's first game as Auburn head coach; he served as Auburn's offensive coordinator from 2009-11. Since WWII, Auburn head coaches are 8-1 in their first game as head coach
- Since 1969, no Auburn head coach and quarterback have made their debut in the same game
- This is the second straight season Malzahn has faced a Pac-12 team in his opener; he played Oregon last season as head coach at Arkansas State
- Auburn had six players named to the coaches' preseason all-SEC team: RB Tre Mason, C Reese Dismukes, PK Cody Parkey and P Steven Clark were second-team picks, while TE C.J. Uzomah and DE Dee Ford were on the third team
- August 31 marks the 13th anniversary to the day of Tiger's first pregame eagle flight at Jordan-Hare Stadium
- Auburn is 92-26-2 in season opening games all-time
- The Tigers are 95-15-3 all-time in home openers; they did not play any games in Auburn until the 1896 season
- This is the first game at Jordan-Hare Stadium since 83,401 fans packed the stands for April's A-Day game, the largest spring game crowd in the nation this season
- The 2013 Auburn schedule includes seven bowl teams from a year ago, and nine teams receiving votes in the preseason USAToday poll













AUBURN (0-0, 0-0 SEC)			WASHINGTON STATE (0-0, 0-0 Pac-12)		
Date	Opponent	Score/Time	Date	Opponent	Score/Time
Aug. 31	WASHINGTON ST. (ESPN)	6:00 p.m.	Aug. 31	at Auburn (ESPN)	6:00 p.m.
Sept. 7	ARKANSAS ST. (FSN)	6:30 p.m.	Sept. 7	at USC (FOX1)	9:30 p.m.
Sept. 14	MISSISSIPPI ST. (ESPN/2/U)	6:00 p.m.	Sept. 14	SOUTHERN UTAH (P12N)	5:30 p.m.
Sept. 21	at LSU	TBA	Sept. 21	IDAHO	TBA
Oct. 5	OLE MISS	TBA	Sept. 28	Stanford (at Seattle)	TBA
Oct. 12	WESTERN CAROLINA (HC)	TBA	Oct. 5	at California	TBA
Oct. 19	at Texas A&M	TBA	Oct. 12	OREGON STATE	TBA
Oct. 26	FLORIDA ATLANTIC	TBA	Oct. 19	at Oregon	TBA
Nov. 2	at Arkansas	TBA	Oct. 31	ARIZONA STATE (ESPN)	9:30 p.m.
Nov. 9	at Tennessee	TBA	Nov. 16	at Arizona	TBA
Nov. 16	GEORGIA	TBA	Nov. 23	UTAH	TBA
Nov. 30	ALABAMA	TBA	Nov. 29	at Washington (FOX)	2:30 p.m.
<i>All times Central</i>			<i>All times Central</i>		

SEC Champions:
1957, 1983, 1987, 1988, 1989, 2004, 2010
SEC West Champions:
1997, 2000, 2001, 2002, 2004, 2005, 2010

2013 AUBURN FOOTBALL GAME NOTES



2013 SCHEDULE/OPPONENTS

	vs. Washington State Aug. 31 Auburn, Ala. 6:00 p.m. ESPNU	<i>Opening game of the Gus Malzahn era at Auburn ...</i>
	vs. Arkansas State Sept. 7 Auburn, Ala. 6:30 p.m. FSN	
	vs. Mississippi State Sept. 14 Auburn, Ala. 6:00 p.m. ESPN/2/U	
	at LSU Sept. 21 Baton Rouge, La. TBA	
	vs. Ole Miss Oct. 5 Auburn, Ala. TBA	
	vs. Western Carolina Oct. 12 Auburn, Ala. TBA	
	at Texas A&M Oct. 19 College Station, Texas TBA	
	vs. Florida Atlantic Oct. 26 Auburn, Ala. TBA	
	at Arkansas Nov. 2 Fayetteville, Ark. TBA	
	at Tennessee Nov. 9 Knoxville, Tenn. TBA	
	vs. Georgia Nov. 16 Auburn, Ala. TBA	
	vs. Alabama Nov. 30 Auburn, Ala. TBA	

AUBURN BY THE NUMBERS

Category	2013
Record	0-0
SEC	0-0
West	0-0
East	0-0
Non-Conference	0-0
Home	0-0
Away	0-0
Neutral	0-0
Day	0-0
Night	0-0
TV Games	0-0
ABC	0-0
CBS	0-0
ESPN	0-0
ESPN2	0-0
ESPNU	0-0
ESPN3D	0-0
FSN	0-0
SEC Network	0-0
CSS	0-0
Scoring first	0-0
Opponent scoring first	0-0
Leading at half	0-0
Trailing at half	0-0
Tied at half	0-0
Leading after Third Quarter	0-0
Trailing after Third Quarter	0-0
Tied after Three Quarters	0-0
Overtime Games	0-0
Scoring fewer than 20 points	0-0
Scoring 20+ points	0-0
Scoring 30+ points	0-0
Allowing fewer than 20 points	0-0
Allowing 20+ points	0-0
Allowing 30+ points	0-0
Rushing for less than 100 yards	0-0
Rushing for 100+ yards	0-0
Rushing for 200+ yards	0-0
Passing for 200+ yards	0-0
Passing for 300+ yards	0-0
Totaling less than 300 yards	0-0
Totaling 300+ yards	0-0
Totaling 400+ yards	0-0
Allowing less than 100 yards	0-0
Allowing less than 300 yards	0-0
Allowing 300+ yards	0-0
Having 100-yard rusher	0-0
Opp 100 yard rusher	0-0
No turnovers	0-0
Fewer than 3 turnovers	0-0
3 or more turnovers	0-0
No takeaways	0-0
Fewer than 3 takeaways	0-0
3 or more takeaways	0-0
More than 30:00 of possession	0-0
Less than 30:00 of possession	0-0



STATISTICAL COMPARISON

Auburn vs. Washington State 2012 Per Game Statistics

Table with 3 columns: Statistic, AU, WSU. Rows include Points, Total Offense, First Downs, Rushing Yards, Passing Yards, Time of Possession, 3rd Down Pct., Points Allowed, Yards Allowed, Rushing Yards Allowed, Passing Yards Allowed.

STATISTICAL LEADERS

RUSHING YARDS

Table with 3 columns: AUBURN, WASH. STATE, Player Name, Yards. Rows include Tre Mason, O. McCalebb, Mike Blakely.

PASSING YARDS

Table with 3 columns: AUBURN, WASH. STATE, Player Name, Yards. Rows include Kiehl Frazier, J. Wallace, Clint Moseley.

RECEPTIONS

Table with 3 columns: AUBURN, WASH. STATE, Player Name, Receptions. Rows include Emory Blake, O. McCalebb, P. Lutzenkirchen, Quan Bray.

POINTS SCORED

Table with 3 columns: AUBURN, WASH. STATE, Player Name, Points. Rows include Cody Parkey, Tre Mason, O. McCalebb, Emory Blake.

TACKLES

Table with 3 columns: AUBURN, WASH. STATE, Player Name, Tackles. Rows include Daren Bates, D. McNeal, J. Whitehead, Jake Holland, Jonathon Mincy.

INTERCEPTIONS

Table with 3 columns: AUBURN, WASH. STATE, Player Name, Interceptions. Rows include Daren Bates, Trent Fisher.

SACKS

Table with 3 columns: AUBURN, WASH. STATE, Player Name, Sacks. Rows include Dee Ford, C. Lemonier, Daren Bates.

The Gus Malzahn Era Begins

Gus Malzahn, who served as Auburn's offensive coordinator from 2009-11, is in his first year as Auburn's head coach.

Malzahn, who won the Broyles Award as the nation's top assistant coach in 2010 while helping the Tigers to the BCS National Championship, returned to Auburn after serving as the head coach at Arkansas State in 2012, where he led the program to the Sun Belt Conference title. He was named Auburn's 27th head football coach on December 4, 2012.

Last season at Arkansas State, Malzahn led the Red Wolves to a 9-3 record and 7-1 conference mark. While at Auburn, Malzahn made an immediate impact during his tenure, highlighted by a record-setting offense in 2010 under Heisman Trophy winner Cam Newton. The 2010 Auburn offense set nine school records, including points in a season (577), points per game (41.2), total yards (6,989), total offense (499.2), rushing yards (3,987), rushing touchdowns (41) and passing touchdowns (31). Malzahn's record-setting offense in 2010 led the Southeastern Conference and finished in the top 10 nationally in six statistical categories.

Malzahn's arrival in 2009 and style of offense marked a drastic turnaround from the 2008 season when Auburn struggled offensively. In a two-year period, the Tigers improved from a tie for 110th to seventh in the nation in scoring offense (from 17.3 to 41.2) and from 104th to seventh in total offense.

Prior to Auburn, Malzahn was the offensive coordinator for two seasons at Tulsa (2007-08) and Arkansas (2006). Two of Malzahn's first three collegiate offenses ranked in the top 10 nationally in rushing, including the 2008 Tulsa team and 2006 Arkansas squad. His offenses at Tulsa were also among the nation's finest, ranking first nationally in total offense in 2007 and 2008. He coached Heisman Trophy finalist Darren McFadden at Arkansas, while helping the Razorbacks finish fourth nationally in rushing at 228.5 yards per game.

Malzahn's coaching career began in his home state of Arkansas at the high school level. In 14 seasons as a high school head coach, Malzahn led seven teams to the state championship game and won three titles. In July 2013, he was inducted into the Arkansas High School Sports Hall of Fame.

The Series

Auburn holds a 1-0 lead in the series with Washington State, defeating the Cougars 40-14 at Jordan-Hare Stadium in the 2006 season opener.

Against The Pac-12

Auburn's all-time record against Pac-12 teams is 7-3. That includes games against Arizona, Colorado, Oregon, Oregon State, Southern Cal and Washington State. Auburn is 1-2 in season openers against Pac-12 teams, 1-1 at home.

Auburn's last matchup with a Pac-12 team was a 22-19 victory over Oregon in the BCS Championship game following the 2010 season.

Eagle Anniversary

The Washington State game marks the 13th anniversary of Tiger's first tether-free flight around Jordan-Hare Stadium in Auburn's 2000 season opener vs. Wyoming (8/31/2000). From 2004 and since Tiger's retirement at the Georgia game in 2006, Nova (War Eagle VII) and Spirit, a Bald Eagle, have continued pregame flights that are still as captivating as the inaugural one by Tiger (War Eagle VI), a golden eagle.

Tiger, 33, who has outlived the average life expectancy of an eagle living in captivity by five years, will spend the remainder of her life under the care of the staff at Auburn University's College of Veterinary Medicine and its Southeastern Raptor Center. Tiger was hatched in captivity in 1980 and came to Auburn in 1986. Tiger also flew during the opening ceremony of the 2002 Winter Olympics in Salt Lake City. Recently, she has suffered health issues common to an eagle her age.

In January, she had successful cataract surgery on her right eye and while recovering well, she later suffered a detached retina in that eye, leaving her with limited vision. A small cataract was also discovered in her left eye during routine care, but it hasn't impaired her vision enough to require surgery. Tiger, who has played a major role in wildlife conservation education, will be honored on-field between the first and second quarters.

In August Games

Auburn holds a 4-2 all-time record in games played in August. The Tigers are 4-1 at home in August. Auburn's last August contest was a 34-0 win over ULM in the 2008 season opener.



In Season Openers

Auburn is 92-26-2 all-time in season opening games. The Tigers have won six of their last seven openers.

Auburn is 34-6 all-time in season openers at Jordan-Hare Stadium. The Tigers have won their last six home openers.

Opening Day Superlatives

Season openers have produced several impressive performances by the Tigers, including two SEC records. Bo Jackson's 290 rushing yards versus SW Louisiana in 1985 and Alexander Wright's 263 receiving yards in 1989 against Pacific are the best season-opening performances by an SEC player.

The Tigers' 565 rushing yards and 695 yards of total offense against Louisiana-Lafayette in the 1985 opener are school single-game records. Chris Todd's 93-yard TD pass to Terrell Zachery in 2009 vs. Louisiana Tech is the longest pass play in school history.

INDIVIDUAL

Rushing290 yds, Bo Jackson
 vs. Louisiana-Lafayette (9/7/85)
 [SEC Opening-game record]
 Passing 372 yds, Patrick Nix (28-39, 1 TD)
 vs. Ole Miss (9/2/95)
 Receiving263 yds, Alexander Wright
 vs. Pacific (9/9/89, SEC opening-gm record)
 Total Offense 369 yds, Patrick Nix
 vs. Ole Miss (9/2/95)
 Rush Play 84 yds., Lionel James
 vs. Southern Miss (9/10/83)
 Pass Play..... 93 yds., Chris Todd
 to Terrell Zachery vs. La Tech (9/5/09)
 School Record]

TEAM

Points.....61, vs. Birmingham-Southern (1932)
 Margin of Victory 61, vs. B'ham-Southern
(61-0 on 9/23/32)
 Passing373 yds, vs. Ole Miss (9/2/95)
 Rushing 565 yds, vs. Louisiana-Laffayette
(58 att.)
(9/7/85) [School Record]
 Total Offense 695 yds, vs. SW Louisiana
 565 rush, 130 pass, 76 plays (9/7/85)
 [School Record]

Opening Ws Third In SEC

Auburn's total of 92 season-opening victories is just two behind Alabama (94) for the most among the Southeastern Conference schools. The Tigers are one win behind Arkansas (93) and are followed by Georgia with 90 wins in season openers.

About The Coaching Staff...

Gus Malzahn has produced nine 1,000-yard rushers in seven seasons as a college head coach/offensive coordinator including at least one in each season.

In eight seasons as a college head coach or coordinator, Malzahn has had a different starting quarterback: Robert Johnson (2006/Arkansas); Paul Smith (2007/Tulsa); David Johnson (2008/Tulsa); Chris Todd (2009/Auburn); Cam Newton (2010/Auburn); Barrett Trotter (2011/Auburn); Ryan Aplin (2012/Arkansas State); Nick Marshall (2013/Auburn).

Coach Malzahn has had nine 1,000-yard rushers, five 1,000-yard receivers and three 3,000-yard passers. Included in the 3,000-yard passers are Paul Smith, who threw for 5,065 yards for Tulsa in 2007 and David Johnson, who threw for 4,059 yards for Tulsa in 2008. Malzahn has had two 1,000-yard rushers in the same season twice, 2006 at Arkansas and 2010 at Auburn. His 2007 Tulsa team had three 1,000-yard receivers.

Rodney Garner and Dameyune Craig are the first pair of former Auburn Football lettermen to be on Auburn's staff at the same time since Kurt Crain and Garner were on the Tiger staff from 1993-95.

Of the 31 schools that hired new head coaches for the 2013 season, 11 completely turned over their entire coaching staffs: Auburn, California, Cincinnati, Colorado, Florida International, Georgia State, Kentucky, Purdue, South Florida, Tennessee and Western Kentucky. Six others retained one coach (Arkansas, Boston College, Idaho, North Carolina State, Southern Miss, Western Michigan), while the other 14 kept two or more former assistants on staff.

Honoring Champions

Four outstanding Auburn football teams will be honored during the 2013 season with anniversary recognitions at Jordan-Hare Stadium.

The 1993 Auburn team will be honored at the season opener versus Washington State August 31. Twenty years ago, the '93 Tigers, coached by Terry Bowden, posted an undefeated 11-0 record and finished with a No. 4 national ranking.

The 1988 Tigers, co-champions of the SEC, will be honored at the September 7 home game against Arkansas State. Coached by Pat Dye, Auburn posted a 10-2 record that season and

QUICK FACTS

Auburn University

LocationAuburn, Ala.
 Founded..... 1856
 Joined SEC.....1932 (Original member)
 Enrollment.....25,469
 Nickname..... Tigers
 Colors..... Burnt Orange and Navy Blue
 Facility (Capacity).....Jordan-Hare Stadium (87,451)
 Jordan-Hare Stadium Record288-74-7
 Playing Surface..... Natural Grass
 President Dr. Jay Gogue
 Director of Athletics Jay Jacobs
 Faculty Representative..... Dr. Mary Boudreaux

Football History

First Year of Football 1892
 All-Time Record (Years)714-414-47 (121st)
 All-Time SEC Record (Years).....291-230-18 (80th)
 Number of SEC Championships (Last).....6 (2010)
 All-Time Bowl Record.....22-13-2
 BCS Bowl Games2 (2-0)
 Number of National Championships .2 (1957, 2010)
 First-Team All-Americans 71
 National Coach of the Year winners 2
 Broyles Award winners..... 2
 Heisman Trophy winners..... 3
 Lombardi Award winners 2
 Manning Award winners..... 1
 Maxwell Award winners..... 1
 Davey O'Brien Award winners 1
 Outland Trophy winners..... 2
 Thorpe Award winners.....1
 First-Team All-SEC Selections 241

Team Facts

Head Coach Gus Malzahn
 Alma Mater, Year Henderson State, 1990
 Year as Head Coach at Auburn..... 1st
 Offensive Coordinator/QBs.....Rhett Lashlee
 Defensive Coordinator/LBs.....Ellis Johnson
 Associate Head Coach/DL..... Rodney Garner
 Co-Def Coord/Safeties Charlie Harbison
 Co-Off Coord/ReceiversDameyune Craig
 Tight Ends/Special Teams Coord.....Scott Fountain
 Offensive Line.....J.B. Grimes
 Running Backs Tim Horton
 CornerbacksMelvin Smith

Football Quick Facts

2012 Record3-9
 2012 SEC Record.....0-8
 SEC Finish7th, Western Division
 Lettermen Returning/Lost41/18
 Starters Returning.... 18 (8 offense, 7 defense, 3 spec)
 Starters Lost..... 7 (3 offense, 4 defense)



TIGERS PERFECT TWICE SINCE 2004

Auburn is the only Southeastern Conference team to record two perfect seasons since 2004, going 13-0 in '04 and 14-0 in 2010. Since the 2004 season, Auburn has won 43 of its 68 SEC games and 45 of its 71 games against SEC schools, including the 2004 (vs. Tennessee) and 2010 (vs. South Carolina) SEC Championship games. SEC record since 2004:

Table with 3 columns: Opponent, W-L, Pct. Rows include LSU, Florida, Alabama, Georgia, Auburn, South Carolina, Arkansas, Tennessee, Mississippi State, Kentucky, Vanderbilt, Ole Miss.

AUBURN IN OVERTIME

Auburn OT Record: 7-5
Home: 5-3
Road: 0-2
Neutral: 2-0
SEC: 1-4
Non-Conference: 6-1

Table with 3 columns: Date, Opponent, Result. Lists overtime games from 1996 to 2012.

All games 1 OT unless noted
Home Games All Caps
* Chick-fil-A Bowl
^ Outback Bowl

Auburn OT Records:
First OT Game in SEC History: Auburn vs. Georgia, 1996
Most OT Periods: 4, vs. Georgia, 1996
Most OT Points Scored: 21 vs. Georgia, 1996
Most Rushing Yards: 40, Carnell Williams vs. Syracuse, 2002
Most Passing Yards: 45, Dameyune Craig vs. Georgia, 1996
Most Receiving Yards: 23, Karsten Bailey vs. Georgia, 1996

aced Florida State in the Sugar Bowl. Auburn finished ranked No. 7 in the nation.

The 1963 Auburn squad will celebrate its 50th anniversary at the Homecoming game versus Western Carolina October 12. Posting a 9-2 record under Coach Ralph "Shug" Jordan, the '63 Tigers, who finished No. 5 in the national rankings, faced Nebraska in the Orange Bowl.

The 1983 Tigers, who won Auburn's first SEC championship since 1957, will celebrate their 30th anniversary at the Florida Atlantic game October 26. Posting an 11-1 record and going 6-0 in SEC play, the '83 Auburn squad defeated Michigan 9-7 in the Sugar Bowl to finish No. 3 in most of the national polls.

Members of each team being honored will be recognized on the field; they will also visit with fans at the Verizon Wireless Autograph Tent located at Plainsman Park two hours prior to kickoff.

30+ Points Equals Victory

Auburn has won 77 consecutive games when scoring 30 or more points. The last time the Tigers lost when registering at least 30 points was a 56-49, four overtime loss to Georgia in 1996. In its history, Auburn is now 293-4 all-time when scoring at least 30 points.

Preseason All-SEC

Six Auburn football players were selected as part of the SEC Coaches preseason all-conference teams released August 22.

Running back Tre Mason, who rushed for 1,002 yards in 2012, and center Reese Dismukes, a third-year starter on the offensive line, were selected for the second team offense.

Placekicker Cody Parkey and punter Steven Clark, both seniors, were second-team honorees as well. Named to the third team were tight end C.J. Uzomah and defensive end Dee Ford.

This marks the 11th straight year of the SEC Coaches preseason all-SEC team. Eleven of the 14 SEC schools had a representative on the first team, while every institution had at least two players named to one of the three units. Coaches were not permitted to vote for their own players.

The Graduates

Five members of the 2013 Auburn squad have already earned bachelor's degrees. Graduating in May were Nosa Eguae (communication), Steven Clark (exercise science) and Chandler Shakespeare (business management). Craig Sanders (human development and family studies) and Ryan Smith (public administration) were August graduates.

Tre Mason On The Carry

On the final carry of his sophomore season, Tre Mason passed the 1,000-yard rushing mark, finishing the 2012 campaign with 1,002 yards on 171 carries (the fewest number of carries to 1,000 yards by any SEC rusher last season). He was the first non-quarterback to lead Auburn in total offense for a season since Bo Jackson in 1985.

Mason's 181-yard rushing total against Alabama A&M gave him his third 100-yard game of the season. He also had 100-yard efforts with a then-career-high 152 against New Mexico State and 106 yards against Clemson. His 22 carries versus NMSU were also a career best.

Mason's 86-yard touchdown run in the first quarter against Alabama A&M was the fourth longest rushing play in Auburn history and the seventh longest play from scrimmage ever. It was the longest Auburn run since 1986, when Brent Fullwood had an 88-yard gain against Mississippi State.

Mason led Auburn in rushing for the season season with 1,002 yards on 171 carries, for a 5.9-yard per-carry average. Scoring twice against AAMU, his eight touchdowns were also most on the squad; he scored seven of those in the last seven games.

Mason has 1,163 yards rushing for his career, just the 39th Auburn player ever to gain more than 1,000 career rushing yards. He currently ranks 34th in AU career rushing.

On Scholarship

Formerly walk-ons, senior running back Chandler Shakespeare, senior safety Blake Poole and junior receiver Dimitri Reese were put on scholarship for the Fall Semester; classes began August 21.

SEC Champions:
1957, 1983, 1987, 1988, 1989, 2004, 2010
SEC West Champions:
1997, 2000, 2001, 2002, 2004, 2005, 2010

2013 AUBURN FOOTBALL GAME NOTES



SEC Numbers

In SEC action all-time, Auburn holds a 291-230-18 overall record. In SEC games played in Auburn, the Tigers are 118-52-6 all-time.

In all SEC games played away from Auburn, the Tigers are 173-179-12 overall.

No Return Policy

Punter Steven Clark, a 2011 Ray Guy Award finalist and 2012 semifinalist, continues to excel. Only five of his 70 punts last season were returned.

Clark averaged 39.8 yards per punt in 2012, placing 15 kicks inside the 20. His long kick of the season was 54 yards against LSU; he had six punts last year of 50 yards or more.

For his career, Clark has a 39.8 average on 148 career punts, with 48 punts landing inside the 20 and 19 kicks of 50 yards or longer.

Only 11 percent of his career punts (17-148) have been returned, for an average of just 4.9 yards per return.

For Starters

At the start of the 2013 season, Auburn has a total of 32 players with at least one career start for the Tigers. Tops on that list is Nosa Eguae with 31 career starts, eighth best among current SEC players.

Among 2013 SEC programs, Auburn has the most returning career starts (365) on its roster, seventh most nationally.

When Scoring 20+ Points

Since 2001, Auburn is 101-14 (.878) when scoring 20 or more points in a game. Dating back to the start of the 1993 season, Auburn is 144-21-1 (.870) when scoring 20 or more points in a game.

Parkey For Three

Cody Parkey, who kicked the game-winning 35-yard field goal in overtime against ULM last year, converted on nine straight three-pointers dating back through the 2011 season, before missing on a 49-yarder vs. Arkansas. That tied the third best string of consecutive field goals at Auburn since 1981.

With two successful field goals at both Ole Miss and Vanderbilt, Parkey was 11-14 on field goals last year, and 27-27 last season on PAT kicks. His 46-yard field goal at Ole Miss tied his career long.

He made four field goals versus Clemson (37-46-27-36 yards), tying a Chick-fil-A Kick-off Classic record. Parkey's 46-yard field goal in the third quarter vs. Clemson was a career long, earning him Lou Groza Award star of the week honors. Parkey's game-winner against ULM earned him SEC Special Teams Player of the Week honors.

Parkey ranks fourth in Auburn career field goal percentage at .750 (24-32), just behind Scott Etheridge (.791/1992-93), Matt Hawkins (.788/1994-95) and Win Lyle (.763/1987-89).

Winningest Programs

Entering the 2013 campaign, Auburn ranked among the 15 winningest BCS college football programs in all-time wins; the Tigers have 714 total victories. Teams that have 700+ all-time wins: Michigan, Texas, Nebraska, Notre Dame, Penn State, Ohio State, Oklahoma, Alabama, Tennessee, Southern Cal, Georgia, LSU, Auburn and West Virginia.

Kickoff Return String

Auburn ranks fourth in the nation among teams with the longest streak of kickoff returns for a touchdown in consecutive seasons. The Tigers have had at least one kickoff return for a score in each of the past five seasons. Schools with the most consecutive seasons with a kickoff return for a score:

Kansas State	8
Louisiana Tech	7
UCF	6
Auburn	5
Northern Illinois	4
Florida	4
Arizona State	4
Toledo	4
Idaho	4

Auburn's KOR touchdowns during that string have come from: Onterio McCalebb (100 vs. Mississippi State, 2012 and 83 vs. Alabama, 2011); Tre Mason (97 vs. Utah State in 2011); Demond Washington (95 vs. Ole Miss, 2010 and 99 vs. Georgia, 2009); and Tristan Davis (97 vs. Arkansas and 95 vs. UT-Martin, 2008).

Some Tiger Stripes...

- Auburn (75) and Miami (Fla.) (73) are the only two teams to have played more than 70 games on ESPN all-time, entering the 2013 season.

TIGERS IN THE NFL

(As of Aug. 26, 2013)

Active Players

Name	Pos.	Team
Daren Bates	LB	St. Louis Rams
Rob Bironas	K	Tennessee Titans
Emory Blake	WR	St. Louis Rams
Ronnie Brown	RB	San Diego Chargers
Josh Bynes	LB	Baltimore Ravens
Jason Campbell	QB	Cleveland Browns
Karlos Dansby	LB	Arizona Cardinals
King Dunlap	OL	San Diego Chargers
Nick Fairley	DT	Detroit Lions
Tyrone Green	OL	New England Patriots
Quentin Groves	LB	Cleveland Browns
Ben Grubbs	OL	New Orleans Saints
Josh Harris	DS	Atlanta Falcons
Will Herring	LB	New Orleans Saints
Corey Lemonier	LB	San Francisco 49ers
Philip Lutzenkirchen	TE	St. Louis Rams
Sen'Derrick Marks	DT	Jacksonville Jaguars
Onterio McCalebb	DB	Cincinnati Bengals
Brandon Mosley	OL	New York Giants
Cam Newton	QB	Carolina Panthers
Ben Obomanu	WR	New York Jets
Jerraud Powers	DB	Arizona Cardinals
Jay Ratliff	DE	Dallas Cowboys
Carlos Rogers	DB	San Francisco 49ers
Pat Sims	DT	Oakland Raiders
John Sullen	OL	Cincinnati Bengals
Ben Tate	RB	Houston Texans
Lee Ziemba	OL	Indianapolis Colts

Notables

- As of August 26, Auburn has 29 players on NFL rosters, representing 20 different NFL teams.

- Auburn has had 27 players taken in the first round & four No. 1 overall draft picks: Cam Newton (Carolina, '11), Aundray Bruce (Atlanta, '88), Bo Jackson (Tampa, '86) & Tucker Frederickson (NY Giants, '65).

- At least one former Tiger has been selected to 14 of the last 15 Pro Bowls.

- Auburn has had at least one former player in eight of the last nine Super Bowls.



CAREER PARTICIPATION/STARTS

No.	Name	Pos.	GP/GS
98	Angelo Blackson	DL	25/10
4	Quan Bray	WR	25/3
92	Kenneth Carter	DE	33/12
30	Steven Clark	P	30/-
18	Sammie Coates	WR	12/1
11	Chris Davis	CB	34/17
52	Justin Delaine	DE	1/0
89	Jaylon Denson	WR	25/2
50	Reese Dismukes	C	23/23
94	Nosa Eguae	DE	39/31
65	Tunde Fariyike	OL	24/2
31	Trent Fisher	DB	20/2
30	Dee Ford	DE	40/8
25	Kiehl Frazier	QB	21/5
17	Kris Frost	LB	10/0
11	Brandon Fulse	TE	25/9
26	Justin Garrett	DB	15/1
20	Corey Grant	RB	7/0
45	Kemiya Harrell	DL	3/0
48	Forrest Hill	DS	12/-
5	Jake Holland	LB	31/16
15	Joshua Holshey	DB	12/6
3	Jonathan Jones	DB	12/3
59	Jake Lembke	DS	11/-
5	Ricardo Louis	WR	12/0
21	Tre Mason	RB	24/7
8	Cassanova McKinzy	LB	7/2
51	Patrick Miller	OL	12/9
6	Jonathon Mincy	DB	25/15
93	JaBrian Niles	DT	4/0
10	LaDarius Owens	DE	18/0
36	Cody Parkey	K	32/-
35	Jay Prosch	FB	12/7
82	Melvin Ray	WR	12/0
1	Trovon Reed	WR	23/2
73	Greg Robinson	OL	12/11
13	Craig Sanders	DE	37/0
62	Chad Slade	OL	25/22
24	Ryan Smith	DB	31/3
43	Anthony Swain	LB	10/0
27	Robenson Therezie	RB	24/0
81	C.J. Uzomah	TE	24/3
99	Brian Walsh	DL	1/0
54	Jeffrey Whitaker	DT	36/19
19	Ryan White	DB	30/5
9	Jermaine Whitehead	DB	25/13
78	Colton Wingard	OL	1/0
90	Gabe Wright	DL	24/9
56	Avery Young	OT	4/3
49	Patrick Young	TE	1/0

- Auburn and Nebraska are the only two BCS teams to have three undefeated seasons since 1993.
- Auburn and Florida are the only two SEC teams undefeated against non-BCS teams since 1992.
- Auburn is currently tied for the longest bowl winning streak with five consecutive bowl victories.
- Auburn, Tennessee, and Florida are the only SEC teams that have never gone six consecutive seasons without playing in the SEC Championship Game.

Jordan-Hare Stadium

Jordan-Hare Stadium, the 11th largest on-campus stadium in college football, seats 87,451.

The stadium was dedicated Nov. 30, 1939, with 7,500 seats. Ten years later, 14,000 more seats were added, and the stadium was named Cliff Hare Stadium (after a member of Auburn's first football team and eventual professor and dean of the School of Chemistry), although only 12 home games were played there over that 10-year span. Additional seats were added in 1955, 1960 and 1970. The West upper deck was completed in 1980; the East upper deck and suites were finished for the 1987 season. The most recent addition to the stadium was the construction of a 30x74 Daktronics LED board in 2007; Auburn was the first SEC school to install a high-definition video board display.

The facility was renamed Jordan-Hare Stadium in 1973, recognizing Hall of Fame coach Ralph "Shug" Jordan. The turf at Jordan-Hare Stadium was officially named after Pat Dye, Auburn's Hall of Fame coach and athletics director, prior to the 2005 Iron Bowl.

On game days, Auburn's Pat Dye Field at Jordan-Hare Stadium becomes the sixth-largest city in the state of Alabama as Auburn has averaged at least 80,000 fans per game for the last 19 seasons. Since Jordan-Hare Stadium expanded to its current capacity prior to the 2004 season, the Tigers have tallied 28 sold-out games.

The Tigers have won 77.9 percent of their games in Jordan-Hare Stadium since its inception in 1939 and hold an overall record of 288-74-7 there.

A-Day 2013

The 2013 A-Day spring game at Jordan-Hare Stadium set an Auburn record with 83,401 fans in attendance. It was the largest spring game attendance in America for 2013.

Eguae Good Works Team Nominee

Senior Nosa Eguae is one of 150 nominees for the 2013 Allstate AFCA Good Works Team, the most ever in the award's 22-year history. The award recognizes a select group of college football players who have made a commitment to enriching the lives of others while contributing to the greater good of their communities.

Eguae is involved in a number of outreach initiatives, led by his work as a volunteer with the Pine Hills Literacy Project.

Since 1992, the Allstate AFCA Good Works Team® has honored college football players at all levels of the sport for their selfless acts of giving back to the community and off-the-field achievements. Auburn tight end Philip Lutzenkirchen was a member of the 2012 Allstate AFCA Good Works Team.

2014 Auburn Schedule

The 2014 Auburn football schedule will feature seven home games and five road games, featuring SEC home contests against Arkansas, LSU, South Carolina and Texas A&M. Auburn's non-conference home games are against San Jose State, Louisiana Tech and Samford.

Auburn will open the 2014 season at Jordan-Hare Stadium against Arkansas on Aug. 30, the Tigers' first SEC season opener since a 46-13 win over Ole Miss in 1995.

The dates for the A-Day and Homecoming in 2014 will be announced at a later date.

2014 Auburn Football Schedule

Aug. 30	ARKANSAS
Sept. 6	SAN JOSE STATE
Sept. 20	at Kansas State
Sept. 27	LOUISIANA TECH
Oct. 4	LSU
Oct. 11	at Mississippi State
Oct. 25	SOUTH CAROLINA
Nov. 1	at Ole Miss
Nov. 8	TEXAS A&M
Nov. 15	at Georgia
Nov. 22	SAMFORD
Nov. 29	at Alabama

SEC Champions:
1957, 1983, 1987, 1988, 1989, 2004, 2010
SEC West Champions:
1997, 2000, 2001, 2002, 2004, 2005, 2010

2013 AUBURN FOOTBALL GAME NOTES



Where They Go Next

Auburn hosts defending Sun Belt Conference champion Arkansas State Saturday, September 7, at Jordan-Hare Stadium. That contest will be televised by Fox Sports Network and will kickoff at 6:30 p.m. Washington State travels to Southern Cal that day to open Pac-12 play.

AUBURN GAMEDAY INFORMATION

Gameday App

The 2013-14 edition of the Auburn Athletics Official Mobile Application is ready for download in the iTunes store and in the Android Marketplace. The Athletics Department has partnered with IMG College, CBS Interactive and SportsLabs to produce the Lowe's Official Athletics app. In addition, IMG College and SportsLabs joined forces with Auburn Athletics to develop the Auburn Gameday app (which will be available at the end of August). Both apps are offered free for fans.

Fans that have downloaded the Auburn Athletics mobile app in the past will need to delete the app from their device and download the new version. The previous version has been removed from the app stores and will not update for the 2013-14 season. When searching the stores, use the term "Auburn Tigers" for more direct access.

The Auburn Athletics Official app will provide up-to-the-minute news, schedules and rosters, as well as push notifications when users select those options. The app also ties in to the AuburnTigers.com All-Access audio and video player so subscribers to All-Access live content will be able to listen to the Auburn IMG Sports Network and view live events from their phones or tablets.

The Auburn Gameday app will provide live game statistics, a second-screen social experience, parking and stadium maps, as well as all the information fans need to navigate an Auburn gameday. The gameday app will launch

the week of the Auburn season opener vs. Washington State. Stay tuned for more updated release details.

Parking and Tailgating

More than 2,000 new free parking spaces and additional tailgating areas will be available throughout the season. They include:

South Donahue Corridor: Temporary stakes on both sides of Donahue have been moved or eliminated. Stakes on the western side of the street were removed to allow fans to park on the curb. Stakes on the eastern side of Donahue have been pushed farther away from the curb to create space for additional parking. (Available at 4 p.m. on Fridays before home games).

Free South Donahue Lot: A new free lot will be opened on the north end of the South Donahue hayfields adjacent to Lem Morrison Drive. (Available at 8 a.m. Saturday). Additional free parking will also be opened up on Lem Morrison Drive near the university medial

QUARTERBACK STARTING DEBUTS

Year	Quarterback	Class	First Game	Result	Rushing	Passing	Career Record			
							W	L	T	Pct.
1969	Pat Sullivan	So.	*WAKE FOREST	W 57- 0	4-52, 2td	9-7-0, 98, 2td	26	7	0	.788
1972	Randy Walls	So.	*Mississippi State	W 14- 3	14-54, 0td	9-4-0, 38, 0td	9	3	0	.750
1972	Wade Whatley	So.	Colorado	W 24- 3	13- 20, 1td	6-3-0, 42, 0td	4	2	0	.667
1973	Chris Vacarella	Fr.	HOUSTON	W 7- 0	18-44, 1td	4-1-0, 10, 0td	2	1	0	.667
1974	Phil Gargis	So.	*Louisville	W 16- 3	11-100, 2td	10-4-2, 42, 0td	18	15	1	.544
1977	Joe Crane	Sr.	*ARIZONA	W 21-10	7-0, 0td	12-4-0, 69, 0td	3	4	0	.429
1977	Charlie Trotman	So.	FLORIDA	W 29-14	8-4, 0td	14-9-0, 177, 1td	17	8	1	.673
1980	Joe Sullivan	So.	at TCU	W 10- 7	9-17, 0td	7-5-0, 52, 1td	7	8	0	.467
1980	Charles Thomas	Jr.	TENNESSEE	L 0- 42	14-5, 0td	9-6-0, 46, 0td	3	4	0	.429
1981	Ken Hobby	Fr.	FLORIDA	W 14-12	20-50, 0td	5-2-1, 30, 0td	1	1	0	.500
1982	Randy Campbell	Jr.	*WAKE FOREST	W 28-10	5-27, 0td	18-9-0, 95, 0td	20	4	0	.833
1984	Mike Mann	Sr.	*Miami	L 18-20	2-4, 0td	2-0-0, 0, 0td	2	2	0	.500
1984	Pat Washington	Jr.	Texas	L 27- 35	0-0, 0td	27-15-1, 226, 0td	14	5	0	.737
1985	Jeff Burger	So.	*SW LOUISIANA	W 49- 7	2-3, 0td	2- 1-0, 31, 0td	18	4	2	.760
1987	Reggie Slack	So.	Mississippi State	W 38- 7	3-(-5),0td	17-11-0, 185, 3td	22	4	0	.846
1990	Stan White	RFr.	*CAL ST.-FULLERTON	W 38-17	2-(-9),0td	35-21-0, 324, 4td	29	14	2	.667
1994	Patrick Nix	Jr.	*Ole Miss	W 22-17	8-11, 1td	20-7-2, 83, 1td	17	5	1	.761
1996	Dameyune Craig	Jr.	*UAB	W 29- 0	12-6, 0td	32-18-2, 183, 0td	18	7	0	.720
1998	Ben Leard	So.	*VIRGINIA	L 0- 19	4-(-7), 0td	25-11-1, 146, 0td	13	11	0	.542
1998	Gabe Gross	Fr.	Mississippi State	L 21- 38	12-7, 0td	15-4-2, 58, 1td	3	4	0	.429
1999	Jeff Klein	RFr.	Tennessee	L 0- 24	3-(-17), 0td	29-15-4, 147, 0td	1	3	0	.250
2001	Jason Campbell	RFr.	*BALL STATE	W 30- 0	5-17, 1td	28-16-0, 214, 1td	31	9	0	.775
2001	Daniel Cobb	Sr.	LOUISIANA TECH	W 48-41	1-3, 0td	48-28-4, 381, 5td	6	5	0	.546
2005	Brandon Cox	So.	*GEORGIA TECH	L 14- 23	4-(-35),0td	44-22-4, 342, 2td	27	9	0	.750
2005	Blake Field	RFr.	W. KENTUCKY	W 37- 14	4-3, 0td	22-13-0, 200, 3td	1	0	0	.000
2007	Kodi Burns	Fr.	NEW MEXICO ST.	W 55- 20	7-20, 0td	5-1-0, 58, 1td	3	5	0	.375
2008	Chris Todd	Jr.	SOUTHERN MISS	W 27- 13	2-(-11), 0td	31-21-0, 248, 0td	11	7	0	.611
2010	Cam Newton	Jr.	*ARKANSAS ST.	W 52- 26	15-171, 2td	14-9-0, 186, 3td	14	0	0	1.000
2011	Barrett Trotter	Jr.	*UTAH STATE	W 42- 38	5-(-9), 0td	23-17-0, 261, 3td	5	2	0	.714
2011	Clint Moseley	So.	LSU	L 10- 45	9-(-44), 0td	20-12-1, 145, 0td	3	6	0	.333
2012	Kiehl Frazier	So.	*Clemson	L 17-28	9-(-9), 0td	27-11-1, 194, 1td	1	4	0	.200
2012	Jonathan Wallace	Fr.	NEW MEXICO ST.	W 42-7	3-9, 0td	16-9-1, 164, 1td	2	2	0	.500

*Season opener



clinic, where a construction laydown area has been converted to parking and tailgating space. (Available at 8 a.m. on Saturday).

Weagle Woods: A new free tailgating area will be opened up behind the School of Forestry & Wildlife Sciences building at the corner of South Donahue and Lem Morrison Drive. "Weagle Woods" will be opened for tailgaters at 4 p.m. on Friday.

West Samford Avenue: A small area of green space on West Samford Avenue near the Duncan Drive intersection will be opened up for free parking and tailgating. Permanent barriers along that portion of West Samford have been removed. (Available at 4 p.m. on Friday).

Intramural Fields: Approximately 70 new free tailgating spots will be offered on the perimeter of the Intramural Fields on Biggio Drive. The reserved spots will be offered free of charge. Fans will be able to reserve these spots on a game-by-game basis online beginning Aug. 15 for the Washington State game at aubgameday.com. (Available at 4 p.m. on Friday).

Facilities Division: Additional free parking will be available at the Facilities Division on West Samford Avenue. Fans can "quick park" vehicles there, and Tiger Transit shuttle service will be available to and from the stadium. (Available at 4 p.m. on Friday).

And More...

New TVs at Jordan-Hare Stadium: A total of 97 new flat-screen TVs have been installed throughout the interior concourse at Jordan-Hare Stadium.

Seat Upgrades: Fans can now upgrade their seats from the convenience of their smart phones. To sign up in advance for the service, fans can visit www.auburn.findexp.com the week of the first game.

Ticket Scanners & Seat Selection: Ticket scanners will be used in Jordan-Hare Stadium for the first time this season. The scanning technology gives fans the ability to print tickets at home or transfer tickets to other Auburn fans. The Auburn Ticket Office encourages fans to arrive early at the gates for the season opener as the scanners are used for the first time.

Concessions improvements: A new Domino's Pizza kitchen has been built in Jordan-Hare. Fresh pizza cooked on site will be served at every permanent concessions stand in the stadium. Other concessions improvements include the addition of Momma Goldberg's at five locations in the stadium, a new all-beef hotdog served on a split-top bun, new healthy options including chef salads and wraps, digital menu boards, family pack combo options offering discounts and a 100 percent guarantee on all food items served in the stadium.

Fan Fest: Coca-Cola Tiger Fan Fest is Auburn's free-of-charge pre-game interactive fan entertainment area located in front of the Nichols Center on Donahue Drive. Every home game, fans have the opportunity to check out sponsor displays, products and giveaways for just stopping by. Whether you're dropping by to let the kids play on the inflatable games, or listen to the live DJ, Tiger Fan Fest is a great way to add some fun to your Game Day.

Red Diamond Tailgate Show: Get a close up view of your favorite Auburn personalities with the Tiger Tailgate Show, presented by Red Diamond, located in the parking lot at Plainsman Park. Hosted by Paul Ellen, the Tiger Tailgate Show begins two hours prior to kickoff of every Auburn game and features Rod Bramblett, Stan White, and Quentin Riggins, along with special guests and former Auburn student-athletes. The Tiger Tailgate Show can be heard on the Auburn Football radio affiliate in your area.

Verizon Autograph Tent: Meet former football legends each Saturday at the Verizon Autograph Tent located in the Plainsman Park parking lot. The guest list changes every week so please visit www.AUBGAMEDAY.com for an up-to-date information.

2013 Preseason Honors

Steven Clark

Ray Guy Award watch list
Senior Bowl watch list
All-SEC 2nd tm/SEC coaches
All-SEC 2nd tm/Athlon
All-SEC 3rd tm/SEC media

Chris Davis

Senior Bowl watch list
All-SEC 3rd tm/SEC media

Reese Dismukes

Rimington Trophy watch list
All-SEC 2nd tm/SEC coaches
All-SEC 2nd tm/SEC media
All-SEC 4th tm/Phil Steele

Nosa Eguae

AFCA Good Works nominee
Senior Bowl watch list

Dee Ford

Senior Bowl watch list
Bednarik Award watch list
All-SEC 2nd tm/SEC media
All-SEC 3rd tm/SEC coaches
All-SEC 4th tm/Athlon
Gil Brandt Top 100

Tre Mason

Doak Walker Award watch list
All-SEC 2nd tm/SEC coaches
All-SEC 2nd tm/SEC media
All-SEC 2nd tm/Phil Steele
All-SEC 3rd tm/Athlon

Cody Parkey

Lou Groza Award watch list
All-SEC 2nd tm/SEC coaches
All-SEC 2nd tm/SEC media
All-SEC 2nd tm/Phil Steele
All-SEC 2nd tm/Athlon

Jay Prosch

Senior Bowl watch list

C.J. Uzomah

John Mackey Award watch list
All-SEC 3rd tm/SEC coaches
All-SEC 3rd tm/Phil Steele

Jeffrey Whitaker

Senior Bowl watch list



2013 AUBURN FOOTBALL NUMERICAL ROSTER

No.	Name	Pos.	Ht.	Wt.	Yr.	Hometown	No.	Name	Pos.	Ht.	Wt.	Yr.	Hometown
1	Trovon Reed	WR	6-0	190	Jr.	Thibodaux, LA	42	Chandler Shakespeare	RB	5-10	203	Sr.	Oxford, AL
1	Montravius Adams	DT	6-4	305	Fr.	Vienna, GA	43	Anthony Swain	LB	6-2	239	So.	Gadsden, AL
3	Jonathan Jones	DB	5-10	180	So.	Carrollton, GA	44	Cameron Artis-Payne	RB	5-11	210	Jr.	Harrisburg, PA
3	Dominic Walker	WR	6-1	211	Fr.	Orlando, FL	45	Keymiya Harrell	DE	6-4	247	So.	Selma, AL
4	Quan Bray	WR	5-10	186	Jr.	LaGrange, GA	45	Andrew Williams	RB	5-9	200	Jr.	Sunflower, AL
5	Jake Holland	LB	6-1	240	Sr.	Pelham, AL	47	Cameron Toney	LB	6-1	236	Fr.	Huntsville, AL
5	Ricardo Louis	WR	6-2	215	So.	Miami, FL	47	Spencer Smith	TE	6-6	240	RFr.	Birmingham, AL
6	Jonathon Mincy	DB	5-10	200	Jr.	East Atlanta, GA	48	Forrest Hill	DS	6-1	247	Jr.	Jonesboro, GA
6	Jeremy Johnson	QB	6-5	219	Fr.	Montgomery, AL	49	Patrick Young	FB	6-2	228	So.	Trussville, AL
8	Cassanova McKinzy	LB	6-3	246	So.	Birmingham, AL	50	Reese Dismukes	C	6-3	297	Jr.	Spanish Fort, AL
8	Tony Stevens	WR	6-4	190	Fr.	Orlando, FL	50	Ben Bradley	DT	6-1	295	Jr.	Norcross, GA
9	Jermaine Whitehead	DB	5-11	201	Jr.	Greenwood, MS	51	Patrick Miller	OL	6-7	283	So.	Palm Beach, FL
10	LaDarius Owens	DE	6-2	250	Jr.	Bessemer, AL	52	Justin DeLaine	DE	6-5	240	Jr.	Linden, AL
11	Chris Davis	CB	5-11	200	Sr.	Birmingham, AL	53	Devonte Danzey	OL	6-4	282	So.	Tampa, FL
11	Brandon Fulse	TE	6-4	263	Jr.	Fort Meade, FL	54	Jeffrey Whitaker	DT	6-4	310	Sr.	Warner Robins, GA
12	Jonathan Wallace	QB	6-2	206	So.	Phenix City, AL	55	Carl Lawson	DE	6-2	258	Fr.	Alpharetta, GA
13	Craig Sanders	DE	6-4	245	Sr.	Clio, AL	56	Avery Young	OT	6-6	304	RFr.	Palm Bch Gardens, FL
14	Nick Marshall	QB	6-1	210	Jr.	Pineview, GA	57	Grant Smith	LB	6-0	233	Fr.	Alpharetta, GA
15	Joshua Holsey	DB	5-11	197	So.	Fairburn, GA	58	Luke Ebbesmeyer	DB	6-6	206	Fr.	Orlando, FL
16	JaViere Mitchell	LB	6-2	205	RFr.	Leeds, AL	59	Jake Lembke	DS	6-2	240	Sr.	New Lenox, IL
16	Tucker Tuberville	QB	6-0	185	RFr.	Auburn, AL	60	Jackson Thomas	DL	6-1	246	RFr.	Birmingham, AL
17	Kris Frost	LB	6-2	238	So.	Matthews, NC	61	Michael Sulka	DS	6-3	241	RFr.	Bluffton, SC
17	Ben Durand	QB	6-3	200	So.	Tyngsborough, MA	62	Chad Slade	OL	6-5	313	Jr.	Moody, AL
18	Sammie Coates	WR	6-2	201	So.	Leroy, AL	63	Alex Kozan	OL	6-4	297	RFr.	Castle Rock, CO
19	Ryan White	DB	5-11	196	Sr.	Tallahassee, FL	64	Duncan McKinney	K	5-11	181	So.	Florence, AL
20	Corey Grant	RB	5-11	205	Jr.	Opelika, AL	65	Tunde Fariyike	OL	6-2	305	Jr.	Thomaston, GA
20	Mack VanGorder	DB	6-1	195	So.	Gainesville, GA	66	Kevin Austin	OL	6-1	272	Fr.	Roswell, GA
21	Tre Mason	RB	5-10	205	Jr.	Palm Beach, FL	67	Chase Robison	DE	6-4	237	RFr.	Memphis, TN
21	Mackenro Alexander	DB	5-11	192	Fr.	Immokalee, FL	68	Kyle Bolstad	OL	6-4	262	RFr.	Brentwood, TN
22	Khari Harding	DB	6-0	223	Fr.	Edmond, OK	70	Robert Leff	OL	6-6	284	RFr.	Fairhope, AL
23	Johnathan Ford	RB	6-0	186	Fr.	Big Cove, AL	72	Shon Coleman	OL	6-6	299	RFr.	Memphis, TN
24	Ryan Smith	DB	6-2	194	Sr.	Cordova, AL	73	Greg Robinson	OL	6-5	320	So.	Thibodaux, LA
25	Kiehl Frazier	DB	6-2	224	Jr.	Springdale, AR	74	Will Adams	OL	6-7	297	RFr.	Tyrone, GA
25	Peyton Barber	RB	5-11	217	Fr.	Alpharetta, GA	75	Deon Mix	OL	6-4	310	Fr.	Batesville, MS
26	Justin Garrett	DB	6-1	218	Jr.	Tucker, GA	76	Jordan Diamond	OT	6-6	315	RFr.	Chicago, IL
27	Robenson Therezie	DB	5-9	204	Jr.	Miami, FL	77	Shane Callahan	OL	6-6	275	RFr.	Parker, CO
28	T.J. Davis	DB	6-1	191	RFr.	Tallahassee, FL	78	Colton Wingard	OL	6-2	295	So.	Alabaster, AL
28	Jimmy Hutchinson	P	6-2	190	Fr.	Marietta, GA	79	Eric Averett	OL	6-3	254	RFr.	Enterprise, AL
29	Brandon King	DB	6-1	212	Jr.	Alabaster, AL	80	Marcus Davis	WR	5-9	176	Fr.	Delray Beach, FL
29	Tyler Stovall	P	6-1	205	Fr.	Hokes Bluff, AL	81	C.J. Uzomah	TE	6-4	258	Jr.	Suwanee, GA
30	Steven Clark	P	6-5	230	Sr.	Kansas City, MO	82	Melvin Ray	WR	6-3	213	So.	Tallahassee, FL
30	Dee Ford	DE	6-2	240	Sr.	Odenville, AL	83	Michael Clifton	TE	6-3	251	RFr.	Evans, GA
31	Trent Fisher	DB	6-1	200	Jr.	Nashville, TN	84	Cade Hoffman	WR	5-11	191	Fr.	Hoover, AL
31	Mark White	WR	5-10	180	RFr.	Pike Road, AL	85	Wirth Campbell	TE	6-3	208	So.	Nashville, TN
32	Blake Poole	DB	5-11	192	Sr.	Buchanan, GA	86	Dimitri Reese	WR	5-11	180	Jr.	Birmingham, AL
32	Wade Norberg	TE	6-6	210	Jr.	South Lake Tahoe, CA	87	Gray King	WR	5-10	162	Fr.	Atlanta, GA
33	Kenny Flowers	LB	6-1	240	So.	Lilburn, GA	89	Jaylon Denson	WR	6-3	219	Jr.	Hoover, AL
33	Austin Powell	WR	6-0	185	Jr.	Birmingham, AL	90	Gabe Wright	DL	6-3	296	Jr.	Columbus, GA
35	Jay Prosch	FB	6-0	258	Sr.	Mobile, AL	91	Tyler Nero	DL	6-2	271	RFr.	Atmore, AL
36	Cody Parkey	K	6-0	190	Sr.	Jupiter, FL	92	Kenneth Carter	DE	6-4	280	Sr.	Greenville, AL
37	Kamryn Melton	DB	5-10	173	Fr.	Dothan, AL	93	JaBrian Niles	DL	6-2	293	So.	Mobile, AL
38	Daniel Carlson	K	6-4	205	Fr.	Colorado Springs, CO	94	Nosa Eguae	DE	6-3	269	Sr.	Mansfield, TX
38	Adam Dyas	DB	5-9	212	Jr.	Mobile, AL	95	Reid Brooks	DE	6-2	230	RFr.	Dothan, AL
39	B.J. Trimble	WR	5-10	161	So.	Fayetteville, GA	96	Aaron Garrison	OL	6-2	251	Fr.	Ozark, AL
39	Alex Kvikly	K	6-1	189	So.	Marietta, GA	97	Elijah Daniel	DE	6-2	264	Fr.	Avon, IN
40	Gage Batten	FB	6-0	235	RFr.	Palm Bch Gardens, FL	98	Angelo Blackson	DL	6-4	310	Jr.	Bear, DE
41	Patrick Lymon	RB	5-10	194	Jr.	Huntsville, AL	99	Brian Walsh	DL	6-3	311	So.	Winter Springs, FL
42	Gimel President	DE	6-4	248	RFr.	Mt. Pleasant, SC							



2013 AUBURN FOOTBALL GAME NOTES

Perfect Seasons:
1900, 1904, 1913, 1957, 1993, 2004, 2010
National Champions:
1957, 2010

2013 AUBURN FOOTBALL ALPHABETICAL ROSTER

No.	Name	Pos.	Ht.	Wt.	Yr.	Hometown	No.	Name	Pos.	Ht.	Wt.	Yr.	Hometown
1	Montravius Adams	DT	6-4	305	Fr.	Vienna, GA	55	Carl Lawson	DE	6-2	258	Fr.	Alpharetta, GA
74	Will Adams	OL	6-7	297	RFr.	Tyrone, GA	70	Robert Leff	OL	6-6	284	RFr.	Fairhope, AL
21	Mackenro Alexander	DB	5-11	192	Fr.	Immokalee, FL	59	Jake Lembke	DS	6-2	240	Sr.	New Lenox, IL
44	Cameron Artis-Payne	RB	5-11	210	Jr.	Harrisburg, PA	5	Ricardo Louis	WR	6-2	215	So.	Miami, FL
66	Kevin Austin	OL	6-1	272	Fr.	Roswell, GA	41	Patrick Lymon	RB	5-10	194	Jr.	Huntsville, AL
79	Eric Averett	OL	6-3	254	RFr.	Enterprise, AL	14	Nick Marshall	QB	6-1	210	Jr.	Pineview, GA
25	Peyton Barber	RB	5-11	217	Fr.	Alpharetta, GA	21	Tre Mason	RB	5-10	205	Jr.	Palm Beach, FL
40	Gage Batten	FB	6-0	235	RFr.	Palm Beach Gardens, FL	64	Duncan McKinney	K	5-11	181	So.	Florence, AL
98	Angelo Blackson	DL	6-4	310	Jr.	Bear, DE	8	Cassanova McKinzy	LB	6-3	246	So.	Birmingham, AL
68	Kyle Bolstad	OL	6-4	262	RFr.	Brentwood, TN	37	Kamryn Melton	DB	5-10	173	Fr.	Dothan, AL
50	Ben Bradley	DT	6-1	295	Jr.	Norcross, GA	51	Patrick Miller	OL	6-7	283	So.	Palm Beach, FL
4	Quan Bray	WR	5-10	186	Jr.	LaGrange, GA	6	Jonathon Mincy	DB	5-10	200	Jr.	East Atlanta, GA
95	Reid Brooks	DE	6-2	230	RFr.	Dothan, AL	16	JaViere Mitchell	LB	6-2	205	RFr.	Leeds, AL
77	Shane Callahan	OL	6-6	275	RFr.	Parker, CO	75	Deon Mix	OL	6-4	310	Fr.	Batesville, MS
85	Wirth Campbell	TE	6-3	208	So.	Nashville, TN	91	Tyler Nero	DL	6-2	271	RFr.	Atmore, AL
38	Daniel Carlson	K	6-4	205	Fr.	Colorado Springs, CO	93	JaBrian Niles	DL	6-2	293	So.	Mobile, AL
92	Kenneth Carter	DE	6-4	280	Sr.	Greenville, AL	32	Wade Norberg	TE	6-6	210	Jr.	South Lake Tahoe, CA
30	Steven Clark	P	6-5	230	Sr.	Kansas City, MO	10	LaDarius Owens	DE	6-2	250	Jr.	Bessemer, AL
83	Michael Clifton	TE	6-3	251	RFr.	Evans, GA	36	Cody Parkey	K	6-0	190	Sr.	Jupiter, FL
18	Sammie Coates	WR	6-2	201	So.	Leroy, AL	32	Blake Poole	DB	5-11	192	Sr.	Buchanan, GA
72	Shon Coleman	OL	6-6	299	RFr.	Memphis, TN	33	Austin Powell	WR	6-0	185	Jr.	Birmingham, AL
97	Elijah Daniel	DE	6-2	264	Fr.	Avon, IN	42	Gimel President	DE	6-4	248	RFr.	Mt. Pleasant, SC
53	Devonte Danzey	OL	6-4	282	So.	Tampa, FL	35	Jay Prosch	FB	6-0	258	Sr.	Mobile, AL
11	Chris Davis	CB	5-11	200	Sr.	Birmingham, AL	82	Melvin Ray	WR	6-3	213	So.	Tallahassee, FL
80	Marcus Davis	WR	5-9	176	Fr.	Delray Beach, FL	1	Trovon Reed	WR	6-0	190	Jr.	Thibodaux, LA
28	T.J. Davis	DB	6-1	191	RFr.	Tallahassee, FL	86	Dimitri Reese	WR	5-11	180	Jr.	Birmingham, AL
52	Justin DeLaine	DE	6-5	240	Jr.	Linden, AL	73	Greg Robinson	OL	6-5	320	So.	Thibodaux, LA
89	Jaylon Denson	WR	6-3	219	Jr.	Hoover, AL	67	Chase Robison	DE	6-4	237	RFr.	Memphis, TN
76	Jordan Diamond	OT	6-6	315	RFr.	Chicago, IL	13	Craig Sanders	DE	6-4	245	Sr.	Clio, AL
50	Reese Dismukes	C	6-3	297	Jr.	Spanish Fort, AL	42	Chandler Shakespeare	RB	5-10	203	Sr.	Oxford, AL
17	Ben Durand	QB	6-3	200	So.	Tyngsborough, MA	62	Chad Slade	OL	6-5	313	Jr.	Moody, AL
38	Adam Dyas	DB	5-9	212	Jr.	Mobile, AL	57	Grant Smith	LB	6-0	233	Fr.	Alpharetta, GA
58	Luke Ebbesmeyer	DB	6-6	206	Fr.	Orlando, FL	24	Ryan Smith	DB	6-2	194	Sr.	Cordova, AL
94	Nosa Eguae	DE	6-3	269	Sr.	Mansfield, TX	47	Spencer Smith	TE	6-6	240	RFr.	Birmingham, AL
65	Tunde Fariyike	OL	6-2	305	Jr.	Thomaston, GA	8	Tony Stevens	WR	6-4	190	Fr.	Orlando, FL
31	Trent Fisher	DB	6-1	200	Jr.	Nashville, TN	29	Tyler Stovall	P	6-1	205	Fr.	Hokes Bluff, AL
33	Kenny Flowers	LB	6-1	240	So.	Lilburn, GA	61	Michael Sulka	DS	6-3	241	RFr.	Bluffton, SC
30	Dee Ford	DE	6-2	240	Sr.	Odenville, AL	43	Anthony Swain	LB	6-2	239	So.	Gadsden, AL
23	Johnathan Ford	RB	6-0	186	Fr.	Big Cove, AL	27	Robenson Therezie	DB	5-9	204	Jr.	Miami, FL
25	Kiehl Frazier	DB	6-2	224	Jr.	Springdale, AR	60	Jackson Thomas	DL	6-1	246	RFr.	Birmingham, AL
17	Kris Frost	LB	6-2	238	So.	Matthews, NC	47	Cameron Toney	LB	6-1	236	Fr.	Huntsville, AL
11	Brandon Fulse	TE	6-4	263	Jr.	Fort Meade, FL	39	B.J. Trimble	WR	5-10	161	So.	Fayetteville, GA
26	Justin Garrett	DB	6-1	218	Jr.	Tucker, GA	16	Tucker Tuberville	QB	6-0	185	RFr.	Auburn, AL
96	Aaron Garrison	OL	6-2	251	Fr.	Ozark, AL	81	C.J. Uzomah	TE	6-4	258	Jr.	Suwanee, GA
20	Corey Grant	RB	5-11	205	Jr.	Opelika, AL	20	Mack VanGorder	DB	6-1	195	So.	Gainesville, GA
22	Khari Harding	DB	6-0	223	Fr.	Edmond, OK	3	Dominic Walker	WR	6-1	211	Fr.	Orlando, FL
45	Keymiya Harrell	DE	6-4	247	So.	Selma, AL	12	Jonathan Wallace	QB	6-2	206	So.	Phenix City, AL
48	Forrest Hill	DS	6-1	247	Jr.	Jonesboro, GA	99	Brian Walsh	DL	6-3	311	So.	Winter Springs, FL
84	Cade Hoffman	WR	5-11	191	Fr.	Hoover, AL	54	Jeffrey Whitaker	DT	6-4	310	Sr.	Warner Robins, GA
5	Jake Holland	LB	6-1	240	Sr.	Pelham, AL	31	Mark White	WR	5-10	180	RFr.	Pike Road, AL
15	Joshua Holsey	DB	5-11	197	So.	Fairburn, GA	19	Ryan White	DB	5-11	196	Sr.	Tallahassee, FL
28	Jimmy Hutchinson	P	6-2	190	Fr.	Marietta, GA	9	Jermaine Whitehead	DB	5-11	201	Jr.	Greenwood, MS
6	Jeremy Johnson	QB	6-5	219	Fr.	Montgomery, AL	45	Andrew Williams	RB	5-9	200	Jr.	Sunflower, AL
3	Jonathan Jones	DB	5-10	180	So.	Carrollton, GA	78	Colton Wingard	OL	6-2	295	So.	Alabaster, AL
29	Brandon King	DB	6-1	212	Jr.	Alabaster, AL	90	Gabe Wright	DL	6-3	296	Jr.	Columbus, GA
87	Gray King	WR	5-10	162	Fr.	Atlanta, AL	56	Avery Young	OT	6-6	304	RFr.	Palm Beach Gardens, FL
63	Alex Kozan	OL	6-4	297	RFr.	Castle Rock, CO	49	Patrick Young	FB	6-2	228	So.	Trussville, AL
39	Alex Kvikly	K	6-1	189	So.	Marietta, GA							



DEPTH CHART

OFFENSE

QB	14 NICK MARSHALL (6-1, 210, Jr.) 12 Jonathan Wallace (6-2, 206, So.) OR 6 Jeremy Johnson (6-5, 219, Fr.)
RB	21 TRE MASON (5-10, 205, Jr.) 44 Cameron Artis-Payne (5-11, 210, Jr.)
HB	35 JAY PROSCH (6-0, 258, Sr.) 40 Gage Batten (6-0, 235, RFr.)
TE	11 BRANDON FULSE (6-4, 263, Jr.) OR 81 C.J. UZOMAH (6-4, 258, Jr.)
WR	18 SAMMIE COATES (6-2, 201, So.) OR 81 C.J. UZOMAH (6-4, 258, Jr.)
WR	89 JAYLON DENSON (6-3, 219, Jr.) 11 Brandon Fulse (6-4, 263, Jr.)
WR	4 QUAN BRAY (5-10, 186, Jr.) 1 Trovon Reed (6-0, 190, Jr.)
WR	5 RICARDO LOUIS (6-2, 215, So.) 80 Marcus Davis (5-9, 176, Fr.)
LT	73 GREG ROBINSON (6-5, 320, So.) 72 Shon Coleman (6-6, 299, RFr.)
LG	63 ALEX KOZAN (6-4, 297, RFr.) 53 Devonte Danzey (6-4, 282, So.)
C	50 REESE DISMUKES (6-3, 297, Jr.) 65 Tunde Fariyike (6-2, 305, Jr.)
RG	62 CHAD SLADE (6-5, 313, Jr.) 76 Jordan Diamond (6-6, 315, RFr.)
RT	51 PATRICK MILLER (6-7, 283, So.) 56 Avery Young (6-6, 304, RFr.)

SPECIAL TEAMS

PK	36 CODY PARKEY (6-0, 190, Sr.) 38 Daniel Carlson (6-4, 205, Fr.)
P	30 STEVEN CLARK (6-5, 230, Sr.) 28 Jimmy Hutchinson (6-2, 190, Fr.)
H	19 RYAN WHITE (5-11, 196, Sr.) 12 Jonathan Wallace (6-2, 206, So.)

DEFENSE

DE	13 CRAIG SANDERS (6-4, 245, Sr.) 94 Nosa Eguae (6-3, 269, Sr.) OR 97 Elijah Daniel (6-2, 264, Fr.)
DT	98 ANGELO BLACKSON (6-4, 310, Jr.) 1 Montravius Adams (6-4, 305, Fr.) OR 93 Ja'Brian Niles (6-2, 293, So.)
DT	54 JEFFREY WHITAKER (6-4, 310, Sr.) OR 90 GABE WRIGHT (6-3, 296, Jr.) 50 Ben Bradley (6-1, 295, Jr.)
DE	10 LADARIUS OWENS (6-2, 250, Jr.) 92 Kenneth Carter (6-4, 280, Sr.) OR 55 Carl Lawson (6-2, 258, Fr.)
MLB	5 JAKE HOLLAND (6-1, 240, Sr.) 17 Kris Frost (6-2, 238, So.)
WLB	8 CASSANOVA MCKINZY (6-3, 246, So.) 43 Anthony Swain (6-2, 239, So.) OR 16 JaViere Mitchell (6-2, 205, RFr.)
Star	26 JUSTIN GARRETT (6-1, 218, Jr.) 27 Robenson Therezie (5-9, 204, Jr.)
CB	6 JONATHON MINCY (5-10, 200, Jr.) 37 Kamryn Melton (5-10, 173, Fr.)
FS	9 JERMAINE WHITEHEAD (5-11, 201, Jr.) 24 Ryan Smith (6-2, 194, Sr.)
BS	15 JOSHUA HOLSEY (5-11, 197, So.) 25 Kiehl Frazier (6-2, 224, Jr.)
CB	11 CHRIS DAVIS (5-11, 200, Sr.) 19 Ryan White (5-11, 196, Sr.)

SPECIAL TEAMS

DS	59 JAKE LEMBKE (6-2, 240, Sr.) 48 FORREST HILL (6-1, 247, Jr.)
KR	21 TRE MASON (5-10, 205, Jr.) and 20 COREY GRANT (5-11, 205, Jr.) 4 Quan Bray (5-10, 186, Jr.) 5 Ricardo Louis (6-2, 215, So.)
PR	11 CHRIS DAVIS (5-11, 200, Sr.) 4 Quan Bray (5-10, 186, Jr.) 1 Trovon Reed (6-0, 190, Jr.)

PARTICIPATION STATISTICS

Top Career Games Played (Active)

1. Dee Ford.....	40
2. Nosa Eguae.....	39
3. Craig Sanders.....	37
4. Jeffrey Whitaker.....	36
5. Chris Davis.....	34
6. Kenneth Carter.....	33
7. Cody Parkey.....	32
8. Jake Holland.....	31
Ryan Smith.....	31
10. Steven Clark.....	30
Ryan White.....	30

Top Career Games Started (Active)

1. Nosa Eguae.....	31
2. Reese Dismukes.....	23
3. Chad Slade.....	22
4. Jeffrey Whitaker.....	19
5. Chris Davis.....	17
6. Jake Holland.....	16
7. Jonathon Mincy.....	15
8. Jermaine Whitehead.....	13
9. Kenneth Carter.....	12
10. Greg Robinson.....	11
11. Angelo Blackson.....	10

PRONUNCIATION GUIDE

No.	Name	Pronunciation
21	MACKENRO Alexander	MACK-ken-roe
79	Eric AVERETT	AV-ur-ett
52	Justin DELAINE	de-LANE-nee
50	Reese DISMUKES	dism-yooks
94	NOSA EGUAE	No-suh E-gway
65	TUNDE FARIYIKE	Tune-Day Fa-ree-kay
25	KIEHL Frazier	Kyle
22	KHARI Harding	CAR-ree
45	KEYMIYA Harrell	Ka-my-ah
63	Alex KOZAN	KOH-zan

No.	Name	Pronunciation
39	Alex KVIKLYS	kuh-vick-lis
59	Jake LEMBKE	lem-key
18	JAVIERE Mitchell	Jahv-vee-air
93	JABRIAN Niles	Ja-Brian
35	Jay PROSCH	prosh
1	TROVON Reed	trah-von
27	Robenson THEREZIE	Tha-ree-zee
16	Tucker TUBERVILLE	TUBB-ur-vil
81	C.J. UZOMAH	You-zah-mah
3	DOMINIC Walker	dom-enn-NEEK



AUBURN - WASHINGTON STATE SERIES RESULTS
(Auburn leads, 1-0)

YEAR SCORE SITE DATE
2006: AU, 42-14 at Auburn, Ala. Sept. 2

at Auburn: AU leads, 1-0
at Pullman: Never
at Neutral Sites: Never met

GAME-BY-GAME STATISTICS
Last 20 Meetings

Passing		Tot Off		Rank	AU	Rushing				Passing				Tot Off				Rushing										
Date	Site	Result	Attend	WSU	AU	FD	No	Yds	TD	C	A	I	Yds	TD	No	Yds	FD	No	Yds	TD	C	A	I	Yds	TD	No	Yds	
9-2-06	Auburn	W	42-14	87,451	---	4	21	44	293	3	11	19	0	191	1	63	484	17	28	124	0	17	33	1	150	2	61	274

SEC Champions:

1957, 1983, 1987, 1988, 1989, 2010

SEC West Champions:

1997, 2000, 2001, 2002, 2004, 2005, 2010

2013 AUBURN FOOTBALL GAME NOTES



Sept. 2, 2006 • ESPN2 • Jordan-Hare Stadium (87,451) • Auburn, Ala.



WASHINGTON STATE 14

#4 AUBURN 40

LAST MEETING WITH WASHINGTON STATE

Kenny Irons routinely sidestepped defenders and the Auburn Tigers did the same with the opening day jitters that have plagued them in recent years.

Irons rushed for 183 yards, including a 58-yard touchdown scamper to open the third quarter, and the fourth-ranked Tigers beat Washington State 40-14 on Saturday night.

No season-opening pain on the Plains this time. Only celebration, optimism and enough big plays to overcome any deficiencies against the Pac-10 visitors.

The Tigers had an array of big runs from Irons, accurate kicks from John Vaughn, on-target passes from quarterback Brandon Cox - and a big gamble by coach Tommy Tuberville on a fake punt.

Auburn had lost three of its last four openers, but will get to enjoy their highest preseason ranking since 1990 at least another week.

Irons opened Auburn's first drive with a 42-yard carry and never stopped pounding away at the Cougars.

His only misstep came on his biggest play. Irons slowed down around the 5-yard line at the end of his field-reversing 58-yarder to taunt pursuing defender Tyrone Brackenridge and nearly stepped out of bounds, but the play stood after a review by instant replay officials.

Cox was 11-of-18 for 191 yards and had a 34-yard touchdown pass to backup tailback Brad Lester, who also ran for a 12-yard score.

But the Cougars couldn't slow Irons down.

Vaughn kicked four first-half field goals, including a career-long 52-yarder, for Auburn's first 12 points. Then, Lester and Cox made the Cougars pay for a blitz with their swing pass as he dove over the goal line.

The defense hounded Washington State quarterback Alex Brink from the start, sacking him on three of the Cougars' first four plays. Brink passed for 2,891 yards last season but only 67 against the Tigers, completing 11-of-24 passes with a touchdown and an interception.

His longest pass play was 16 yards, and he seldom got time to find open receivers downfield against an aggressive defense under new coordinator Will Muschamp.

Plus, tailback DeMaundray Woolridge went out with a deep thigh bruise after gaining 86 yards on nine carries.

SCORING SUMMARY

WSU.....	7	0	7	0	—	14
Auburn.....	6	13	7	14	—	40

- AU - Vaughn 31 yd field goal, 11:16, 1st
- AU - Vaughn 44 yd field goal, 5:21, 1st
- WSU - Hill 2 yd pass from Brink (Langley kick), 2:09, 1st
- AU - Vaughn 52 yd field goal, 14:09, 2nd
- AU - Vaughn 30 yd field goal, 7:37, 2nd
- AU - Lester 34 yd pass from Cox (Vaughn kick), 4:59, 2nd
- AU - Irons 58 yd run (Vaughn kick), 14:20, 3rd
- WSU - Boyd 50 yd pass from Rogers (Langley kick), 7:14, 3rd
- AU - Lester 12 yd run (Vaughn kick), 11:02, 4th
- AU - Stewart 1 yd run (Vaughn kick) 2:54, 4th

TEAM STATISTICS

	WSU	AU
First Downs	17	21
Rushes-Yards	28-124	44-293
Passing Yards	150	191
Comp-Att-Int	17-33-1	11-19-0
Total Plays-Yards	61-274	63-484
Punts-Avg.	7-42.1	2-49.0
Fumbles/Lost	2/0	0/0
Penalties-Yards	2-20	3-40
3rd Down Conv.	4-of-14	3-of-12
Time of Possession	25:58	34:02

INDIVIDUAL STATISTICS

RUSHING: (WSU) - Woolridge 9-86; Hutsona 6-36; Blunt 1-24; Tardy 4-12. (AU) - Irons 20-183 (1 TD); Herring 1-42; Lester 6-37 (1 TD); Smith 7-20; Stewart 4-10 (1 TD).

PASSING: (WSU) - Brink 11-24-1-67 (1 TD); Rogers 6-9-0-83 (1 TD). (AU) - Cox 11-18-0-191 (1 TD).

RECEIVING: (WSU) - Bumpus 6-37; Hill 4-18 (1 TD); Jordan 3-22; Boyd 2-57. (AU) - Taylor 3-51; Irons 3-40; Smith 2-47; Lester 1-34 (1 TD); Rodriguez 1-10; Guess 1-9.

CAREER STATS VS. WASHINGTON STATE

PASSING				
Player	C-A-I	TD	Yds.	Yds/Gm
None				
RUSHING				
Player	No.	Yds.	Avg/Carry	TD
None				
RECEIVING				
Player	No.	Yds.	Avg/Catch	TD
None				
PUNT RETURNS				
Player	No.	Yds.	Avg/Return	TD
None				
KICK RETURNS				
Player	No.	Yds.	Avg/Return	TD
None				
DEFENSIVE				
Player	UA	A	Total	Misc.
None				
PUNTING				
Player	No.	Yds.	Avg/Punt	Long
None				
KICKING				
Player	PAT	FGA-FGM	Long FG	Total Points
None				

The Cougars replaced Brink for one series mid-way through the third quarter. Gary Rogers quickly moved them downfield before finding tight end Cory Boyd wide-open across the middle for a 50-yard touchdown, making it 26-14.

The Tigers then resorted to trickery in an attempt to regain momentum. Linebacker Will Herring took the direct snap on a fake punt from Auburn's own 16, running 42 yards.

After a halfback pass fell incomplete, Vaughn missed a 36-yard field goal.

But the Auburn defense held and Lester scored on a 12-yarder with 11:02 left in the fourth quarter. After that, the rout was back on.

Auburn's defense shut down the Cougars biggest weapon, receiver Jason Hill, who averaged 110 yards per game last year.

He caught a 2-yard touchdown pass but finished with four catches for 18 yards.

Auburn outgained Washington State 484-274, gaining 293 yards on the ground without a turnover.

The Tigers also silenced some of that talk about being slow starters.



2013 AUBURN FOOTBALL GAME NOTES

Perfect Seasons:
1900, 1904, 1913, 1957, 1993, 2004, 2010
National Champions:
1957, 2010

ALABAMA [0-0]

Aug. 31	at Virginia Tech [ESPN]	4:30 p.m.
Sept. 14	at Texas A&M [CBS]	2:30 p.m.
Sept. 21	COLORADO STATE	TBA
Sept. 28	OLE MISS	TBA
Oct. 5	GEORGIA STATE	TBA
Oct. 12	at Kentucky	TBA
Oct. 19	ARKANSAS	TBA
Oct. 26	TENNESSEE	TBA
Nov. 9	LSU	TBA
Nov. 16	at Mississippi State	TBA
Nov. 23	CHATTANOOGA	TBA
Nov. 30	AUBURN	TBA

ARKANSAS [0-0]

Aug. 31	LOUISIANA- LAFAYETTE [FSN]	3 p.m.
Sept. 7	SAMFORD [PPV]	6 p.m.
Sept. 14	at Southern Miss [SEC Network]	11:21 a.m.
Sept. 21	at Rutgers	TBA
Sept. 28	TEXAS A&M	TBA
Oct. 5	at Florida	TBA
Oct. 12	SOUTH CAROLINA	TBA
Oct. 19	at Alabama	TBA
Nov. 2	AUBURN	TBA
Nov. 9	at Ole Miss	TBA
Nov. 23	MISSISSIPPI STATE	TBA
Nov. 29	LSU [CBS]	1:30 p.m.

ARKANSAS STATE [0-0]

Aug. 31	ARKANSAS- PINE BLUFF [ESPN3]	6 p.m.
Sept. 7	at Auburn [FSN]	6:30 p.m.
Sept. 12	TROY [ESPN]	6:30 p.m.
Sept. 21	at Memphis	TBA
Sept. 28	at Missouri	TBA
Oct. 12	IDAHO	6 p.m.
Oct. 22	LOUISIANA- LAFAYETTE [ESPN2]	7 p.m.
Nov. 2	at South Alabama	TBA
Nov. 9	at Louisiana- Monroe	6 p.m.
Nov. 16	TEXAS STATE [Sun Belt Network]	6:30 p.m.
Nov. 23	GEORGIA STATE	TBA
Nov. 30	at Western Kentucky	3 p.m.

FLORIDA ATLANTIC [0-0]

Aug. 30	at Miami [ESPN]	7 p.m.
Sept. 5	at East Carolina [Fox Sports 1]	6:30 p.m.
Sept. 14	at USF [ESPN3]	6 p.m.
Sept. 21	MIDDLE TENNESSEE STATE [CSS]	11 a.m.
Sept. 28	at Rice	TBA
Oct. 5	at UAB	TBA
Oct. 12	MARSHALL [Fox College Sports]	4 p.m.
Oct. 26	at Auburn	TBA
Nov. 2	TULANE	TBA
Nov. 16	at Southern Miss [CSS]	11:20 a.m.
Nov. 23	NEW MEXICO STATE	TBA
Nov. 29	FIU [Fox Sports 1]	2 p.m.

GEORGIA [0-0]

Aug. 31	at Clemson [ABC]	7 p.m.
Sept. 7	SOUTH CAROLINA [ESPN]	3:30 p.m.
Sept. 21	NORTH GEORGIA	TBA
Sept. 28	LSU	TBA
Oct. 5	at Tennessee	TBA
Oct. 12	MISSOURI	TBA
Oct. 19	at Vanderbilt	TBA
Nov. 2	FLORIDA [CBS]	2:30 p.m.
Nov. 9	APPALACHIAN STATE	TBA
Nov. 16	at Auburn	TBA
Nov. 23	KENTUCKY	TBA
Nov. 30	GEORGIA TECH	TBA

LSU [0-0]

Aug. 31	at TCU [ESPN]	8 p.m.
Sept. 7	UAB [ESPN]	6 p.m.
Sept. 14	KENT STATE [ESPN/2/U]	6 p.m.
Sept. 21	AUBURN	TBA
Sept. 28	at Georgia	TBA
Oct. 5	at Mississippi State	TBA
Oct. 12	FLORIDA	TBA
Oct. 19	at Ole Miss	TBA
Oct. 26	FURMAN	TBA
Nov. 9	at Alabama	TBA
Nov. 23	TEXAS A&M	TBA
Nov. 29	ARKANSAS [CBS]	1:30 p.m.

MISSISSIPPI STATE [0-0]

Aug. 31	at Oklahoma State [ABC/ESPN2]	2:30 p.m.
Sept. 7	ALCORN STATE [CSS]	2:30 p.m.
Sept. 14	at Auburn [ESPN/2/U]	6 p.m.
Sept. 21	TROY	TBA
Oct. 5	LSU	TBA
Oct. 12	BOWLING GREEN	TBA
Oct. 24	KENTUCKY [ESPN]	6:30 p.m.
Nov. 2	at South Carolina	TBA
Nov. 9	at Texas A&M	TBA
Nov. 16	ALABAMA	TBA
Nov. 23	at Arkansas	TBA
Nov. 28	OLE MISS [EPSN]	6:30 p.m.

OLE MISS [0-0]

Aug. 29	at Vanderbilt [ESPN]	8:15 p.m.
Sept. 7	SE MISSOURI [PPV]	6 p.m.
Sept. 14	at Texas [Longhorn Network]	7 p.m.
Sept. 28	at Alabama	TBA
Oct. 5	at Auburn	TBA
Oct. 12	TEXAS A&M	TBA
Oct. 19	LSU	TBA
Oct. 26	IDAHO	TBA
Nov. 9	ARKANSAS	TBA
Nov. 16	TROY	TBA
Nov. 23	MISSOURI	TBA
Nov. 28	at Mississippi St. [ESPN]	6:30 p.m.

TENNESSEE [0-0]

Aug. 31	AUSTIN PEAY [PPV]	5 p.m.
Sept. 7	WESTERN KENTUCKY [SECN]	11:21 a.m.
Sept. 14	at Oregon [ABC/ESPN/2]	2:30 p.m.
Sept. 21	at Florida	TBA
Sept. 28	SOUTH ALABAMA	TBA
Oct. 5	GEORGIA	TBA
Oct. 19	SOUTH CAROLINA	TBA
Oct. 26	at Alabama	TBA
Nov. 2	at Missouri	TBA
Nov. 9	AUBURN	TBA
Nov. 23	VANDERBILT	TBA
Nov. 30	at Kentucky	TBA

TEXAS A&M [0-0]

Aug. 31	RICE [ESPN]	12 p.m.
Sept. 7	SAM HOUSTON [PPV]	6 p.m.
Sept. 14	ALABAMA [CBS]	2:30 p.m.
Sept. 21	SMU	TBA
Sept. 28	at Arkansas	TBA
Oct. 12	at Ole Miss	TBA
Oct. 19	AUBURN	TBA
Oct. 26	VANDERBILT	TBA
NOV. 2	UTEP	TBA
NOV. 9	MISSISSIPPI STATE	TBA
NOV. 23	at LSU	TBA
NOV. 30	at Missouri	TBA

WASHINGTON STATE [0-0]

Aug. 31	at Auburn [ESPN]	6 p.m.
Sept. 7	at USC [Fox Sports 1]	9:30 p.m.
Sept. 14	SOUTHERN UTAH [P12 Network]	5:30 p.m.
Sept. 21	IDAHO	TBA
Sept. 28	at Stanford	TBA
Oct. 5	at California	TBA
Oct. 12	OREGON STATE	TBA
Oct. 19	at Oregon	TBA
Oct. 31	ARIZONA STATE [ESPN]	9:30 p.m.
Nov. 16	at Arizona	TBA
Nov. 23	UTAH	TBA
Nov. 29	at Washington [FOX]	2:30 p.m.

WESTERN CAROLINA [0-0]

Aug. 29	at Middle Tennessee State	6:30 p.m.
Sept. 7	at Virginia Tech	12:30 p.m.
Sept. 14	THE CITADEL	2:30 p.m.
Sept. 21	MARS HILL	2:30 p.m.
Sept. 28	at Samford	2 p.m.
Oct. 5	at Chattanooga	5 p.m.
Oct. 12	at Auburn	TBA
Oct. 19	WOFFORD [ESPN3]	2:30 p.m.
Oct. 26	ELON	2:30 p.m.
Nov. 9	at Georgia Southern	1 p.m.
Nov. 16	FURMAN	2:30 p.m.
Nov. 23	at Appalachian State	2:30 p.m.

Associated Press Poll Preseason (Aug. 20)

Rank	School	Record	Points	Pvs
1	Alabama (58)	0-0	1498	
2	Ohio State (1)	0-0	1365	
3	Oregon	0-0	1335	
4	Stanford	0-0	1294	
5	Georgia (1)	0-0	1249	
6	South Carolina	0-0	1154	
7	Texas A&M	0-0	1104	
8	Clemson	0-0	1083	
9	Louisville	0-0	1042	
10	Florida	0-0	894	
11	Florida State	0-0	845	
12	LSU	0-0	802	
13	Oklahoma State	0-0	755	
14	Notre Dame	0-0	748	
15	Texas	0-0	677	
16	Oklahoma	0-0	579	
17	Michigan	0-0	531	
18	Nebraska	0-0	382	
19	Boise State	0-0	328	
20	TCU	0-0	323	
21	UCLA	0-0	286	
22	Northwestern	0-0	199	
23	Wisconsin	0-0	185	
24	USC	0-0	134	
25	Oregon State	0-0	129	

Others Receiving Votes: Michigan State 95, Baylor 92, Virginia Tech 86, Miami (FL) 85, Arizona State 53, Kansas State 43, Fresno State 36, Vanderbilt 19, Washington 17, Northern Illinois 16, Ole Miss 11, Utah State 8, Georgia Tech 6, Cincinnati 3, Arizona 3, North Carolina 3, Penn State 2, BYU 1

USA Today Coaches Poll Preseason (Aug. 20)

Rank	School	Record	Points	Pvs
1	Alabama (58)	0-0	1545	
2	Ohio State (3)	0-0	1427	
3	Oregon	0-0	1397	
4	Stanford	0-0	1262	
5	Georgia	0-0	1250	
6	Texas A&M (1)	0-0	1215	
7	South Carolina	0-0	1136	
8	Clemson	0-0	1047	
9	Louisville	0-0	1010	
10	Florida	0-0	930	
11	Notre Dame	0-0	872	
12	Florida State	0-0	844	
13	LSU	0-0	797	
14	Oklahoma State	0-0	726	
15	Texas	0-0	622	
16	Oklahoma	0-0	620	
17	Michigan	0-0	589	
18	Nebraska	0-0	426	
19	Boise State	0-0	420	
20	TCU	0-0	400	
21	UCLA	0-0	202	
22	Northwestern	0-0	186	
23	Wisconsin	0-0	172	
24	USC	0-0	165	
25	Oregon State	0-0	135	

Others Receiving Votes: Kansas State 113, Miami (FL) 101, Michigan State 89, Baylor 80, Virginia Tech 65, Fresno State 62, Arizona State 51, Ole Miss 32, Vanderbilt 29, Utah State 23, BYU 20, North Carolina 19, Northern Illinois 19, Tulsa 9, San Jose State 8, Ohio 8, Arizona 5, Cincinnati 3, East Carolina 3, Mississippi State 3, Kent State 3, Washington 3, UCF 2, Tennessee 1, Toledo 1, Rutgers 1, Arkansas 1, Arkansas State 1

Bold denotes 2013 opponents

SEC Champions:

1957, 1983, 1987, 1988, 1989, 2004, 2010

SEC West Champions:

1997, 2000, 2001, 2002, 2004, 2005, 2010

2013 AUBURN FOOTBALL GAME NOTES**LAST TIME...****An Auburn Team**

Had 35 First Downs... vs. Western Carolina, 2002 (37)
 Had 30 First Downs... vs. Furman, 2009 (30)
 Had 400 yards rushing... vs. LSU, 2010 (440)
Had 300 yards rushing... vs. Alabama A&M, 2012 (341)
 Had 300 yards rushing in consecutive games... vs. Tennessee-Chattanooga (303); vs. Georgia (315), 2010
 Had 300 yards rushing in six consecutive games... at Kentucky (311); vs. Arkansas (330); vs. LSU, (440); at Ole Miss (343); vs. Chattanooga (303); vs. Georgia (315), 2010
 Had 300 yards rushing in six consecutive SEC games... vs. South Carolina (334); at Kentucky (311); vs. Arkansas (330); vs. LSU, (440); at Ole Miss (343); vs. Georgia (315), 2010
 Had 50 or more rushing attempts... vs. Ole Miss, 2011 (50)
 Had six or more rushing TDs... vs. Arkansas, 2010 (6)
Had five or more rushing TDs... vs. Alabama A&M, 2012 (5)
Had four or more rushing TDs... vs. Alabama A&M, 2012 (5)
 Had 350 or more yards passing... vs. South Carolina [SECCG], 2010 (351)
 Had 300 or more yards passing... vs. South Carolina [SECCG], 2010 (351)
 Had 50 or more pass attempts... vs. Mississippi State, 1997 (54)
 Had 30 or more pass completions... vs. Arkansas, 1995 (34)
 Had five TDs passing... vs. Ball State, 2009 (5)
 Had four TDs passing... vs. Ole Miss, 2011 (4)
 Had three TDs passing... vs. Ole Miss, 2011 (4)
Had 500 or more yards total offense... vs. Alabama A&M, 2012 (512)
 Had 500 or more yards total offense in consecutive games... vs. South Carolina [SECCG] (589), vs. Oregon [BCSNCG], 2010 (519)
 Had 80 or more total plays... at South Carolina, 2011 (92)
 Had 90 or more total plays... at South Carolina, 2011 (92)
 Scored 70 or more points... vs. Louisiana-Monroe, 2003 (73)
 Scored 60 or more points... vs. Arkansas, 2010 (65)
Scored 50 or more points... vs. Alabama A&M, 2012 (51)
Scored 40 or more points... vs. Alabama A&M, 2012 (51)
 Scored 40 or more points in three consecutive games... at Ole Miss (51), vs. Chattanooga (62), vs. Georgia (49), 2010
 Had five or more fumbles... vs. Southern Miss (5), 2008
Did not commit a turnover... vs. Alabama A&M, 2012
 Had 200-yard rusher and 100-yard receiver in a game... vs. Syracuse, 2002 (Carnell Williams [202 rush] and Marcel Willis [113 receiving])
 Had 150-yard rusher and 150-yard receiver in a game... at Arkansas, 2001 (Carnell Williams [177 rush] and Tim Carter [156 receiving])
Had 100-yard receiver and 100-yard rusher in a game... vs. Clemson, 2012 (Tre Mason [106 rush], Emory Blake [109 rec])
Had two 100-yard rushers in a game... vs. Alabama A&M, 2012 (Tre Mason [181] and Onterio McCalebb [104])
 Had two 150-yard rushers in a game... vs. Mississippi State, 2003 (Brandon Jacobs [182] and Carnell Williams [164])
 Had three 100-yard rushers in a game ... vs. Maryland, 1983 (Tommie Agee [219], Lionel James [115] and Bo Jackson [105])
 Had two 100-yard receivers in a game... vs. Tennessee-Chattanooga, 2010 (Terrell Zachery [148] and Darvin Adams [106])
 Had a 60-yard run and a 60-yard pass in a game ... vs. Alabama, 2009 (Terrell Zachery 67 rush, Chris Todd to Darvin Adams 72 pass)
 Had three players with 2 rushing TDs... vs. Louisiana-Monroe, 2003 (Carnell Williams [2], Brandon Jacobs [2], Tre Smith [2])
 Had three players with 2 TDs... vs. Georgia, 2010 (Onterio McCalebb [3 rush], Cam Newton [2 rush], Philip Lutzenkirchen [2 rec.])
 Had two players with seven or more catches in a game ... Courtney Taylor vs. Alabama, 2003 (7), Silas Daniels vs. Alabama, 2003 (7)
 Scored a touchdown on offense, defense and special teams... vs. Louisiana-Monroe, 2008 (2 offense [1 pass, 1 rush], 1 defense [fumble return], 1 special team [punt return])
 Scored on the first offensive play ... vs. Alabama, 2003 (Carnell Williams, 80 yard run)
 Returned a punt for a TD... vs. Louisiana-Monroe, 2008 (Robert Dunn) [66 yards]
Returned a kickoff for a TD... at Mississippi State, 2012 (Onterio McCalebb) [100 yards]
 Returned opening kickoff for a TD... vs. Tennessee-Martin, 2008 (Tristan Davis) [95 yards]
 Returned three Interceptions for TDs... vs. LSU, 1994 (Ken Alvis, Fred Smith, Brian Robinson)

Returned two Interceptions for TDs... vs. LSU, 1994 (Ken Alvis, Fred Smith, Brian Robinson)
Returned an Interception for a TD... vs. Alabama A&M, 2012 (Trent Fisher) [60]
 Returned two fumbles for TDs... vs. Vanderbilt, 2002 (Spencer Johnson, Karlos Dansby)
Returned a fumble for a TD... vs. New Mexico State, 2012 (Daren Bates) [62]
 Blocked a punt ... vs. Virginia [Chick-fil-A] 2011 (Garrett Harper, Angelo Blackson)
 Blocked two punts... vs. Virginia [Chick-fil-A] 2011 (Garrett Harper, Angelo Blackson)
 Blocked three punts ... vs. Louisiana-Monroe, 2003 (3 - Justin Fetsko [2], Donnay Young)
 Returned a blocked punt for a TD... vs. Florida, 2006 (Tre Smith)
Blocked a field goal ... vs. Louisiana-Monroe, 2012 (Angelo Blackson, Corey Lemonier)
 Returned a blocked field goal for a TD... vs. Kentucky, 2009 (Neiko Thorpe) [69]
Blocked two field goals in a game ... vs. ULM, 2012 (Angelo Blackson, Corey Lemonier)
 Blocked a PAT attempt ... at South Carolina, 2010 (Corey Lemonier)
 Blocked two PAT attempt ... vs. LSU, 1998 (Charles Dorsey, 2)
 Missed a kicking PAT... vs. Tennessee-Chattanooga, 2010 (Wes Byrum)
 Had a punt blocked... at Mississippi State, 2009 (Clinton Durst)
 Had a field goal blocked... at Mississippi State, 2010 (Wes Byrum)
Had a successful on-side kick... at Ole Miss, 2012 (Cody Parkey)
Was held scoreless... at Alabama, 2012 (0-49)
Was held scoreless at Jordan-Hare Stadium... vs. Georgia, 2012 (0-38)
 Held an opponent scoreless... vs. Louisiana-Monroe, 2008 (34-0)
 Held an opponent scoreless at Jordan-Hare Stadium... vs. Louisiana-Monroe, 2008 (34-0)
 Held an opponent to five or less first downs... vs. Ball State, 2001 (5)
 Held an opponent to 10 or less first downs... vs. Tennessee, 2008 (9)
 Intercepted five or more passes... vs. Northwestern [Outback], 2009 (5)
 Intercepted four or more passes... vs. Northwestern [Outback], 2009 (5)
Held an opponent to 300 or less yards total offense... vs. Alabama A&M, 2012 (208)
 Held an opponent to 200 or less yards total offense... vs. Florida, 2011 (194)
 Held an opponent to 150 or less yards total offense... at Mississippi State, 2008 (116)
 Held an opponent to 100 or less yards total offense... vs. Ball State, 2001 (92)
Held an opponent to 100 or less yards rushing... vs. Alabama A&M, 2012 (22)
Held an opponent to 50 or less yards rushing... vs. Alabama A&M, 2012 (22)
 Held an opponent to negative yards rushing... vs. Florida, 2001 (-36)
 Held an opponent to 100 or less yards passing... vs. Kentucky, 2009 (75)
 Held an opponent without a touchdown... vs. Florida, 2011
Scored a safety... vs. Alabama A&M, 2012 (Team)
 Scored on a fake field goal... vs. Vanderbilt, 2000 (Duval pass to Diamond)
 Scored an offensive two-point conversion ... at Alabama, 2006 (Lee Guess pass from Carl Stewart)
 Scored two or more offensive two-point conversions... vs. Florida, 2002 [2]
 Scored a defensive two-point conversion... vs. Ole Miss, 2009 (Demond Washington)
Had 10 or more penalties... vs. Alabama A&M, 2012 (11)
 Had 100 or more penalty yards... at Arkansas, 2011 (105)
 Had 35 minutes time of possession... at South Carolina, 2011 (35:47)
 Was involved in a game that ended in a tie... vs. Georgia, 1994 (23-23)
Was involved in an overtime game... vs. Louisiana-Monroe, 2012 (31-28 win)
 Won a game without scoring an offensive touchdown ... at Mississippi State, 2008 (3-2)



LAST TIME...

An Auburn Player

Rushed 40 times in a game... Michael Dyer at South Carolina, 2011 (41)
 Rushed 35 times in a game... Michael Dyer at South Carolina, 2011 (41)
 Rushed 30 times in a game... Michael Dyer vs. Samford, 2011 (30)
 Rushed for 200 yards in a game... Cam Newton vs. LSU, 2010 (217)
Rushed for 150 yards in a game... Tre Mason Alabama A&M, 2012 (181)
Rushed for 100 yards in a game... Tre Mason Alabama A&M, 2012 (181)
 Quarterback rushed for 100 yards in a game... Cam Newton vs. Georgia, 2010 (151)
 Rushed for 100 yards in five consecutive games... Kenny Irons vs. Alabama (103), at Georgia (179), at Kentucky (103), vs. Ole Miss (101), at LSU (218), 2005
 Rushed for 100 yards in four consecutive games... Kenny Irons vs. Alabama (103), at Georgia (179), at Kentucky (103), vs. Ole Miss (101), 2005
 Rushed for 100 yards in three consecutive games... Cam Newton at Kentucky (198), vs. Arkansas (188), vs. LSU (217), 2010
 Rushed for 100 yards in consecutive games... Michael Dyer at South Carolina (141), at Arkansas (112), 2011
 Rushed for 150 yards in three consecutive games... Cam Newton at Kentucky (198), vs. Arkansas (188), vs. LSU (217), 2010
 Rushed for 150 yards in consecutive games... Michael Dyer vs. Mississippi State (150), at Clemson (151), 2011
 Rushed for 4 or more TDs in a game... Cam Newton at Kentucky, 2010 (4)
 Rushed for 3 or more TDs in a game... Onterio McCalebb vs. Georgia, 2010 (3)
Rushed for 2 or more TDs in a game... Onterio McCalebb and Tre Mason vs. Alabama A&M, 2012 (2)
 QB Rushed for 2 or more TDs in a game... Kiehl Frazier vs. Virginia [Chick-fil-A], 2011 (2)
 Rushed for 2 or more TDs in four consecutive games... Carnell Williams vs. Western Carolina (2), vs. Vanderbilt (2), at Mississippi State (2), vs. Syracuse (2), 2002
 Rushed for 2 or more TDs in three consecutive games... Michael Dyer vs. Utah State (2), vs. Mississippi State (2), at Clemson (2), 2011
 Rushed for a TD in five consecutive games... Onterio McCalebb vs. Arkansas (1); vs. LSU (1); at Ole Miss (1); vs. Chattanooga (1); vs. Georgia (3), 2010
 Passed for 400 yards in a game... Ben Leard at Georgia, 1999 (416)
 Passed for 300 yards in a game... Cam Newton vs. South Carolina [SECCG], 2010 (335)
 Attempted 50 passes in a game... Dameyune Craig vs. Mississippi State, 1997 (54)
 Attempted 40 passes in a game... Kodi Burns at Ole Miss, 2008 (43)
 Threw five TDs in a game... Chris Todd vs. Ball State, 2009 (5)
 Threw four TDs in a game... Clint Moseley vs. Ole Miss, 2011 (4)
 Threw three TDs in a game... Clint Moseley vs. Ole Miss, 2011 (4)
 Threw four TDs or more in consecutive games... Chris Todd vs. West Virginia (4), vs. Ball State (5), 2009
 Threw two TDs or more in five consecutive games... Cam Newton at Ole Miss (2), vs. Chattanooga (4), vs. Georgia (2), at Alabama (3), vs. South Carolina (4), 2010
 Had 400 yards total offense in a game... Cam Newton South Carolina [SECCG], 2010 (408)
 Had 300 yards total offense in a game... Cam Newton vs. Oregon [BCSNCG], 2010 (329)
 Accounted for four or more TDs in a game... Clint Moseley vs. Ole Miss, 2011 (4)
 Accounted for three or more TDs in a game... Clint Moseley vs. Ole Miss, 2011 (4)
 Accounted for three or more TDs in four consecutive games... Cam Newton vs. Chattanooga (5), vs. Georgia (4), at Alabama (4), vs. South Carolina (6), 2010
 Caught 15 passes in a game... Willie Gosha vs. Arkansas, 1995 (17)
 Caught 10 or more passes in a game... Darvin Adams vs. Northwestern [Outback], 2009 (12)
Caught seven or more passes in a game... Emory Blake vs. Arkansas, 2012 (10)
 Had 200 or more yards receiving in a game... Darvin Adams vs. South Carolina [SECCG], 2010 (217)
 Had 150 or more yards receiving in a game... Darvin Adams vs. South Carolina [SECCG], 2010 (217)
Had 100 or more yards receiving in a game... Emory Blake vs. Georgia, 2012 (104)
Had 100 yards receiving in consecutive games... Emory Blake vs. Virginia [Chick-fil-A], 2011 (108), vs. Clemson, 2012 (109)
 Caught four or more TD passes in a game... Alexander Wright vs. Pacific, 1989 (4)
 Caught three or more TD passes in a game... Darvin Adams vs. Furman, 2009 (3)
 Caught two or more TD passes in a game... Philip Lutzenkirchen vs. Ole Miss, 2011 (2)
 Caught a TD pass in consecutive games... Philip Lutzenkirchen at Georgia, vs. Samford, 2011
 Caught a TD pass in three consecutive games... Philip Lutzenkirchen vs. Ole Miss, at Georgia, vs. Samford, 2011
 Caught a TD pass in four consecutive games ... Emory Blake vs. Florida Atlantic, vs. Utah State, vs. Mississippi State, at Clemson, 2011
 Caught a TD pass in five consecutive games ... Emory Blake vs. Oregon [BCSNCG], vs.

Utah State, vs. Mississippi State, at Clemson, vs. Florida Atlantic, 2010/11
 Caught a TD pass in six consecutive games ... Emory Blake vs. South Carolina [SECCG], vs. Oregon [BCSNCG], vs. Utah State, vs. Mississippi State, at Clemson, vs. Florida Atlantic, 2010/11
 Caught a TD pass in seven consecutive games ... Emory Blake at Alabama; vs. South Carolina [SECCG], vs. Oregon [BCSNCG], vs. Utah State, vs. Mississippi State, at Clemson, vs. Florida Atlantic, 2010/11
Quarterback caught a TD pass ... Kiehl Frazier from Quan Bray vs. Louisiana-Monroe, 2012
 Running back caught two or more TD passes in a game... Mario Fannin vs. Arkansas St., 2010 (2)
 Running back caught a TD pass in consecutive games ... Mario Fannin vs. West Virginia, Ball State, 2009
 Tight end caught two or more TD passes in a game... P. Lutzenkirchen vs. Ole Miss, 2011 (2)
 Tight end caught a TD pass in consecutive games ... Philip Lutzenkirchen at Georgia, vs. Samford, 2011
 Tight end caught a TD pass in three consecutive games ... Philip Lutzenkirchen vs. Ole Miss, at Georgia, vs. Samford, 2011
 Scored 15 or more points kicking... Wes Byrum at Ole Miss, 2010 (15)
Scored 10 or more points kicking... Cody Parkey vs. Clemson, 2012 (13)
 Kicked five or more field goals in a game... Jaret Holmes vs. UAB, 1996 (5)
Kicked four or more field goals in a game... Cody Parkey vs. Clemson, 2012 (4)
 Had 150 kickoff return yards in a game... Tre Mason vs. Utah State, 2011 (176)
 Had 100 punt return yards in a game... Robert Dunn vs. Southern Miss, 2008 (103)
 Scored four or more TDs... Cam Newton at Kentucky, 2010 (4 rush)
 Scored three or more TDs... Cam Newton vs. Arkansas, 2010 (3 rush)
 Scored a rushing and receiving TD in a game... Onterio McCalebb vs. Virginia [Chick-fil-A], 2012
Had an 80-yard run... Tre Mason vs. Alabama A&M, 2012 (86)
Had a 70-yard run... Tre Mason vs. Alabama A&M, 2012 (86)
Had a 60-yard run... Tre Mason vs. Alabama A&M, 2012 (86)
 Completed an 80-yard pass... Cam Newton to Terrell Zachery vs. Tennessee-Chattanooga, 2010 (80)
 Completed a 70-yard pass... Cam Newton to Terrell Zachery at Alabama, 2010 (70)
 Completed a 60-yard pass... Cam Newton to Darvin Adams vs. South Carolina [SECCG], 2010 (62)
 Kicked a field goal of 50 or more yards... Wes Byrum vs. Southern Miss, 2008 (52)
 Kicked a field goal of 50 or more yards in consecutive games... John Vaughn, 2006; at Mississippi State (55), vs. Washington State (52)
 Kicked two field goals of 50+ yards in a game... Win Lyle vs. Tennessee, 1987 (55, 52)
 Had a 70-yard punt... Kody Bliss vs. Tulane, 2006 (71)
 Had a 60-yard punt... Ryan Shoemaker vs. New Mexico State, 2007 (67)
Had two punts of 50+ yards in a game... Steven Clark at Ole Miss, 2012 (53, 52)
 Had four or more punts inside the 20 in a game... Steven Clark at Arkansas, 2011 (6)
Blocked a field goal in a game... Blackson and Lemonier vs. Louisiana-Monroe, 2012
 Blocked two field goals in a game... Alton Moore at Georgia, 2001
 Blocked a PAT attempt ... Corey Lemonier at South Carolina, 2011
 Blocked two PAT attempts ... Charles Dorsey vs. LSU, 1998 (2)
 Blocked a punt in a game... Garrett Harper/Angelo Blackson vs. Virginia [Chick-fil-A], 2011
 Blocked two punts in a game... Justin Fetsko vs. Louisiana-Monroe, 2003 (2)
Had 15 or more tackles in a game... Daren Bates at Ole Miss, 2012 (16)
 Intercepted three or more passes in a game... Junior Rosegreen at Tennessee, 2004 (4)
 Intercepted two or more passes in a game... Josh Bynes vs. Arkansas, 2010 (2)
 Intercepted a pass in consecutive games... Jerraud Powers, 2007; at Georgia; vs. Alabama, 2007
 Intercepted a pass in three consecutive games... Jerraud Powers, 2007; vs. Tennessee Tech, at Georgia; vs. Alabama
 Recovered two fumbles in a game... Eltoro Freeman at Georgia, 2011 (2)
 Forced two fumbles in a game... Corey Lemonier at Georgia, 2011 (2)
Forced and recovered a fumble... Cassanova McKinzy at Vanderbilt, 2012
 Intercepted a pass and had a fumble recovery in a game ... Nick Fairley at Mississippi State, 2010

SEC Champions:

1957, 1983, 1987, 1988, 1989, 2004, 2010

SEC West Champions:

1997, 2000, 2001, 2002, 2004, 2005, 2010

2013 AUBURN FOOTBALL GAME NOTES**LAST TIME...****An Auburn Opponent**

Scored 50 or more points... Texas A&M, 2012 (63)
 Scored 40 or more points... Alabama, 2012 (49)
 Had 350 or more yards rushing... Texas A&M, 2012 (352)
 Had 300 or more yards rushing... Texas A&M, 2012 (352)
 Had 250 or more yards rushing... Alabama, 2012 (267)
 Had 50 or more rushing attempts... Clemson, 2012 (52)
 Had five or more rushing TDs... Texas A&M, 2012 (6)
 Had 500 yards passing... Northwestern [Outback], 2009 (532)
 Had 400 yards passing... Arkansas, 2010 (428)
 Had 350 yards passing... Clemson, 2011 (386)
 Had 300 yards passing... Texas A&M, 2012 (319)
 Had 50 or more pass attempts... Northwestern [Outback], 2009 (78)
 Had 40 or more pass attempts... Louisiana-Monroe, 2012 (48)
 Had 30 or more pass completions... Clemson, 2011 (30)
 Had 25 or more pass completions... Louisiana-Monroe, 2012 (29)
 Had four or more TDs passing... Alabama, 2012 (4)
 Had three or more TDs passing... Alabama, 2012 (4)
 Had five passes intercepted... Northwestern [Outback], 2009 (5)
 Had four passes intercepted... Northwestern [Outback], 2009 (5)
 Had 600 yards total offense... Texas A&M, 2012 (671)
 Had 500 yards total offense... Texas A&M, 2012 (671)
 Had 400 yards total offense... Alabama, 2012 (483)
 Had five or more fumbles... South Carolina, 2005 (5)
 Lost four or more fumbles... Mississippi State, 2002 (4)
 Had four or more turnovers... Louisiana-Monroe, 2010 (3 fum/1 int)
 Returned a punt for a TD... LSU, 2005 (Skyler Green, 66)
 Returned a kickoff for a TD... Chattanooga, 2010 (Brian Sutherland, 98)
 Returned an interception for a TD... Alabama, 2011 (DeMarcus Milliner, 35)
 Returned a fumble for a TD... Ole Miss, 2012 (C.M. Johnson, 2)
 Returned a blocked punt for a TD... Mississippi State, 2009 (Robert Elliott, 10)
 Blocked an Auburn punt... Mississippi State, 2009
 Blocked an Auburn field goal... Mississippi State, 2010 (Fletcher Cox)
 Had a successful on-side kick... Ole Miss, 2010 (Andrew Ritter/Fon Ingram)
 Held Auburn to 300 yards total offense... Alabama, 2012 (163)
 Held Auburn to 200 yards total offense... Alabama, 2012 (163)
 Held Auburn to 150 yards total offense... Alabama, 2011 (140)
 Held Auburn below 100 yards rushing... Alabama, 2012 (92)
 Held Auburn below 50 yards rushing... Arkansas, 2012 (40)
 Held Auburn to negative yards rushing... Tennessee, 1997 (-15)
 Held Auburn below 100 yards passing... Alabama, 2012 (71)
 Held Auburn to 10 or fewer first downs... Alabama, 2012 (7)
 Had 10 or more penalties... Mississippi State, 2011 (10)
 Had 100 or more yards in penalties... Arkansas, 2007 (100)
 Had two 100-yard rushers in a game... Georgia, 2012 (Todd Gurley, 116; Keith Marshall, 105)
 Had two 100-yard receivers in a game... Northwestern [Outback], 2009 (Andrew Brewer, 133; Drake Dunsmore, 120)
 Had a 100-yard rusher and a 100-yard receiver... Alabama, 2012 (Eddie Lacy, 131 rush; Amari Cooper, 109 rec.)
 Had a 100-yard rusher and two 100-yard receivers... Tulane, 2006 (Matt Forte, 117 rush; Preston Brown, 139 rec.; Damarcus Davis, 126 rec.)
 Did Not Have a Turnover ... Georgia, 2012
 Scored a safety... LSU, 2012
 Scored a two-point conversion... Florida Atlantic, 2011 (Graham Wilbert to Nexon Dorvilus)
 Had 35 minutes time of possession... Georgia, 2011 (40:55)

An Opposing Player

Rushed for 200 yards in a game... Andre Ellington, Clemson, 2012 (228)
 Rushed for 150 yards in a game... Zac Stacy, Vanderbilt, 2012 (169)
 Rushed for 100 yards in a game... Eddie Lacy (131), Alabama, 2012
 Passed for 400 yards in a game... Mike Kafka, Northwestern [Outback], 2009 (532)
 Passed for 350 yards in a game... Tajh Boyd, Clemson, 2011 (386)
 Passed for 300 yards in a game... Michael Rocco, Virginia [Chick-fil-A], 2011 (312)
 Attempted 70 passes in a game... Mike Kafka, Northwestern [Outback], 2009 (78)
 Attempted 60 passes in a game... Mike Kafka, Northwestern [Outback], 2009 (78)
 Attempted 50 passes in a game... Mike Kafka, Northwestern [Outback], 2009 (78)
 Attempted 40 passes in a game... Kolton Browning, Louisiana-Monroe, 2012 (46)
 Completed 40 passes in a game... Mike Kafka, Northwestern [Outback], 2009 (47)
 Completed 25 passes in a game... Kolton Browning, Louisiana-Monroe, 2012 (28)
 Threw three or more TD passes in a game... A.J. McCarron, Alabama, 2012 (4)
 Had 400 yards total offense... Tajh Boyd, Clemson, 2011 (416)
 Had 350 yards total offense... Johnny Manziel, Texas A&M, 2012 (350)
 Accounted for 5 or more TDs... Johnny Manziel, Texas A&M, 2012 (5)
 Threw, Ran and Caught a TD in a game... Bo Wallace, Ole Miss, 2012 (2 rush, 1 pass, 1 rec.)
 Caught 10 or more passes... DeAndre Hopkins, Clemson, 2012 (13)
 Caught seven or more passes... DeAndre Hopkins, Clemson, 2012 (13)
 Three or more players caught seven or more passes... Sammy Watkins (10), DeAndre Hopkins (7), Dwayne Allen (7), Clemson, 2011
 Had 100 yards receiving... Amari Cooper, Alabama, 2012 (109)
 Had 200 yards receiving... Charles Lee, Central Florida, 1999 (203)
 Caught three or more TD passes... Chris Collins, Ole Miss, 2002 (3)
 Caught two or more TD passes... Amari Cooper and Kevin Norwood, Alabama, 2012 (2)
 Scored three TDs... Johnny Manziel, Texas A&M, 2012 (3)
 Had a 90-yard run... Joe Adams, Arkansas, 2011 (92 [TD])
 Had an 80-yard run... Jeff Scott, Ole Miss, 2010 (83) [TD]
 Had a 70-yard run... Jeff Scott, Ole Miss, 2010 (83) [TD]
 Had a 60-yard run... Keith Marshall, Georgia, 2012 (62)
 Completed an 80-yard pass... Darren Thomas to Jeff Maehl, Oregon [BCSNCG], 2010 (81)
 Completed a 70-yard pass... Darren Thomas to Jeff Maehl, Oregon [BCSNCG], 2010 (81)
 Completed a 60-yard pass... Tajh Boyd to Sammy Watkins, Clemson, 2011 (65)
 Kicked a 50-yard field goal... Steve Lindsey, Ole Miss, 1997 (52)
 Had a 70-yard punt... Blake McAdams, Mississippi State, 2007 (73)
 Had a 60-yard punt... Brad Wing, LSU, 2012 (60)
 Made three or more FGs ... Chandler Catanzaro, Clemson, 2012 (4)

Both Teams

Had a player return a interception for a touchdown... Mississippi State, 2011 [AU Demetruce McNeal 43 yds; MSU Johnathan Banks 27 yds]
 Combined for 1,000 yards of total offense... Auburn (435) at Clemson (624), 2011 (1,059)

Items in BOLD set during 2012 season



CAREER STATS UPDATE

Field Goal Percentage (Min. 10 made)

Player	Seasons	FGM	FGA	Pct
1. Scott Etheridge	1992-93	34	43	.791
2. Matt Hawkins	1994-95	26	33	.788
3. Win Lyle	1987-89	45	59	.763
4. Cody Parkey	2010-present	24	32	.750
Wes Byrum	2007-10	60	80	.750
6. Jaret Holmes	1996-97	27	37	.730
7. John Vaughn	2003-06	50	69	.725
8. Ed Dyas	1958-60	17	24	.708
9. Gardner Jett	1970-72	23	34	.676
Jim Von Wyl	1990-91	32	48	.667
Robert McGinty	1984	12	18	.667

Field Goals Made

Player	Seasons	Pct	FGA	FGM
1. Wes Byrum	2007-10	.750	80	60
2. John Vaughn	2003-06	.725	69	50
3. Damon Duval	1999-02	.608	74	45
Win Lyle	1987-89	.763	59	45
5. Al Del Greco	1980-83	.609	69	42
6. Jorge Portela	1977-79	.613	62	38
7. Scott Etheridge	1992-93	.791	43	34
8. Jim Von Wyl	1990-91	.667	48	32
9. John Riley	1967-69	.492	63	31
10. Jaret Holmes	1996-97	.730	37	27
Cody Parkey	2010-present	.750	32	24

Most Points Kicking

Player	Seasons	FG	PAT	Pts
1. Wes Byrum	2007-10	60	183	363
2. John Vaughn	2003-06	50	162	312
3. Damon Duval	1999-02	45	125	260
4. Al Del Greco	1980-83	42	110	236
5. Win Lyle	1987-89	45	95	230
6. Jorge Portela	1977-79	38	74	188
7. John Riley	1967-69	31	80	173
8. Scott Etheridge	1992-93	34	65	167
Gardner Jett	1970-72	23	98	167
10. Jaret Holmes	1996-97	27	79	160
Matt Hawkins	1994-95	26	82	160
Cody Parkey	2010-present	24	70	142

PATs Made

Player	Seasons	Pct	Att	Made
1. Wes Byrum	2007-10	.984	186	183
2. John Vaughn	2003-06	.994	163	162
3. Damon Duval	1999-02	1.000	125	125
4. Al Del Greco	1980-83	.991	111	110
5. Gardner Jett	1970-72	.942	104	98
6. Win Lyle	1987-89	.990	96	95
7. Matt Hawkins	1994-95	.932	88	82
8. John Riley	1967-69	.860	93	80
9. Jaret Holmes	1996-97	.963	82	79
Jorge Portela	1977-79	.949	78	74
Cody Parkey	2010-present	.986	71	70

PATs Attempted

Player	Seasons	Made	Pct	Att
1. Wes Byrum	2007-10	183	.984	186
2. John Vaughn	2003-06	162	.994	163
3. Damon Duval	1999-02	125	1.000	125
4. Al Del Greco	1980-83	110	.991	111
5. Gardner Jett	1970-72	98	.942	104
6. Win Lyle	1987-89	95	.990	96
7. John Riley	1967-69	80	.860	93
8. Matt Hawkins	1994-95	82	.932	88
9. Jaret Holmes	1996-97	79	.963	82
10. Jorge Portela	1977-79	74	.949	78
Cody Parkey	2010-present	70	.986	71

PAT Percentage (Min. 30 made)

Player	Seasons	Made	Att	Pct
1. Damon Duval	1999-02	125	125	1.000
Scott Etheridge	1992-93	65	65	1.000
3. John Vaughn	2003-06	162	163	.994
4. Al Del Greco	1980-83	110	111	.991
5. Win Lyle	1987-89	95	96	.990
6. Cody Parkey	2010-present	70	71	.986
7. Wes Byrum	2007-10	183	186	.984
Chris Knapp	1985-86	62	63	.984
9. Neil O'Donoghue	1975-76	32	33	.970
10. Robert McGinty	1984	31	32	.969

Punts

Player	Seasons	Yards	Avg	No
1. Lewis Colbert	1982-85	10179	41.7	244
2. Damon Duval	1999-02	9842	43.4	227
3. Kody Bliss	2003-06	8861	43.9	202
Skip Johnston	1977-79	7220	42.0	172
5. Tommy Lunceford	1965-67	7017	41.0	171
6. Terry Daniel	1992-94	7522	44.5	169
7. Jon Kilgore	1962-64	6631	40.1	163
8. David Beverly	1970-72	6290	39.8	158
9. Brian Shulman	1986-88	6580	41.9	157
10. Clyde Baumgartner	1974-76	6086	39.8	153
Steven Clark	2010-present	5891	39.8	148

Punting Yards

Player	Seasons	No	Avg	Yards
1. Lewis Colbert	1982-85	244	41.7	10179
2. Damon Duval	1999-02	227	43.4	9842
3. Kody Bliss	2003-06	202	43.9	8861
4. Terry Daniel	1992-94	169	44.5	7522
5. Skip Johnston	1977-79	172	42.0	7220
6. Tommy Lunceford	1965-67	171	41.0	7017
7. Jon Kilgore	1962-64	163	40.1	6631
8. Brian Shulman	1986-88	157	41.9	6580
9. David Beverly	1970-72	158	39.8	6290
10. Clyde Baumgartner	1974-76	153	39.8	6086
Steven Clark	2010-present	148	39.8	5891



CAREER STATS UPDATE

Punting Average (Min. 50 punts)

Player	Seasons	No	Yards	Avg
1. Terry Daniel	1992-94	169	7522	44.51
2. Kody Bliss	2003-06	202	8861	43.87
3. Damon Duval	1999-02	227	9842	43.36
4. Jaret Holmes	1996-97	110	4676	42.51
5. Skip Johnston	1977-79	172	7220	41.98
6. Brian Shulman	1986-88	157	6580	41.91
7. Lewis Colbert	1982-85	244	10179	41.72
8. Clinton Durst	2008-09	134	5559	41.49
9. Tommy Lunceford	1965-67	171	7017	41.04
10. Alan Bollinger	1980-81	121	4937	40.80
Steven Clark	2010-present	148	5891	39.80

Rushing Yardage

Player	Seasons	Att	Avg	Yards
1. Bo Jackson	1982-85	650	6.62	4303
2. Carnell Williams	2001-04	741	5.17	3831
3. James Brooks	1977-80	621	5.67	3523
4. Joe Cribbs	1976-79	657	5.13	3368
5. Ben Tate	2006-09	678	4.90	3321
6. Stephen Davis	1993-95	488	5.76	2811
7. Brent Fullwood	1983-86	390	7.15	2789
8. Ronnie Brown	2000-04	513	5.28	2707
9. Onterio McCalebb	2009-12	406	6.37	2586
10. Stacy Danley	1987-90	526	4.61	2427
11. Michael Dyer	2010-11	424	5.51	2335
12. James Joseph	1986-90	452	5.17	2264
13. Kenny Irons	2005-06	454	4.81	2186
14. James Bostic	1991-93	396	5.26	2084
15. Lionel James	1980-83	348	6.14	2068
16. Secdrick McIntyre	1973-76	462	4.31	1992
17. Fob James	1952-55	317	6.03	1913
18. Phil Gargis	1973-76	456	4.13	1884
19. Tommie Agee	1983-86	356	4.87	1735
20. Jimmy Sidle	1962-64	326	5.22	1703
21. Brad Lester	2004-08	371	4.55	1689
22. Joe Childress	1953-55	321	5.19	1667
23. Curtis Kuykendall	1944-45	217	7.46	1619
24. Rudi Johnson	2000	324	4.84	1567
25. Terry Henley	1970-72	343	4.47	1534
26. Tommy Lorino	1956-58	227	6.55	1486
27. Cam Newton	2010	264	5.58	1473
28. Monk Gafford	1940-42	221	6.40	1414
29. Mario Fannin	2007-10	233	5.86	1366
30. Mitzi Jackson	1973-75	243	5.65	1373
31. William Andrews	1976-78	267	5.04	1347
32. Ed Dyas	1958-60	261	4.97	1298
33. Fred Beasley	1994-97	282	4.40	1241
34. Tre Mason	2011-12	199	5.84	1163
35. Tom Bryan	1964-66	265	4.32	1144



PAT DYE FIELD AT JORDAN-HARE STADIUM

Jordan-Hare Facts

Dedicated: 1939 (7,500)

Stadium Names

- 1939: Auburn Stadium
- 1949: Cliff Hare Stadium
- 1973: Jordan-Hare Stadium

Capacity:

- 1949: 21,500
- 1955: 34,500
- 1960: 44,500
- 1970: 61,261
- 1980: 72,169
- 1987: 85,214
- 2000: 85,612
- 2001: 86,063
- 2004: 87,451



Jordan-Hare Stadium is Auburn's showcase football stadium, which seats 87,451 with 70 luxury suites located between the lower level and upper deck on the East side.

The stadium was dedicated Nov. 30, 1939, with 7,500 seats. Ten years later, 14,000 more seats were added, and the stadium was named Cliff Hare Stadium (after a member of Auburn's first football team and eventual professor and dean of the School of Chemistry), although only 12 home games were played there over that 10-year span. Additional seats were added in 1955, 1960 and 1970. The West upper deck was completed in 1980; the East upper deck and suites were finished for the 1987 season. The most recent addition to the stadium was the construction of a 30-foot by 74-foot Daktronics LED board in 2007, coming at a cost of \$2.9 million. Auburn was the first school in the SEC to install a high-definition video board display.

The facility was renamed Jordan-Hare Stadium in 1973, recognizing Hall of Fame coach Ralph "Shug"

Jordan. The turf at Jordan-Hare Stadium was officially named after Pat Dye, Auburn's Hall of Fame coach and athletics director, prior to the 2005 Iron Bowl. The Tigers posted a 99-39-4 record in 12 seasons under Dye from 1981-92, and won four SEC championships. Auburn's home games are now played at Pat Dye Field at Jordan-Hare Stadium.

On game days, Auburn's Pat Dye Field at Jordan-Hare Stadium becomes the sixth-largest city in the state of Alabama as Auburn has averaged at least 80,000 fans per game for the last 19 seasons. Since Jordan-Hare Stadium expanded to its current capacity prior to the 2004 season, the Tigers have tallied 28 sell-out games.

Pat Dye Field at Jordan-Hare Stadium is the nation's 10th-largest on-campus stadium with a capacity of 87,451. It is the sixth-largest in the SEC.

The Tigers have won 77.9 percent of their games in Jordan-Hare Stadium since its inception in 1939 and hold an overall record of 288-74-7 there.

Attendance Average

1993	81,062
1994	81,287
1995	81,181
1996	82,468
1997	83,545
1998	81,105
1999	80,905
2000	82,435
2001	85,448
2002	82,943
2003	85,203
2004	83,085
2005	84,161
2006	85,063
2007	84,689
2008	86,915
2009	84,614
2010	86,087
2011	85,792
2012	82,646

Largest On-Campus Stadiums

- Michigan Stadium (Michigan) 109,901
- Beaver Stadium (Penn State) 106,572
- Neyland Stadium (Tennessee) 102,455
- Ohio Stadium (Ohio State) 102,329
- Bryant-Denny Stadium (Alabama) 101,821
- Darrell K. Royal-Texas Memorial Stadium (Texas) 100,119
- Sanford Stadium (Georgia) 92,746
- Tiger Stadium (LSU) 92,542
- Memorial (Nebraska) 92,000
- Ben Hill Griffin Stadium (Florida) 88,548
- Jordan-Hare Stadium (Auburn) 87,451
- Kyle Field (Texas A&M) 82,600
- Memorial (Clemson) 82,301
- Bobby Bowden Field at Doak Campbell Stadium (Florida State) 82,300
- Gaylord Family Oklahoma Memorial Stadium (Oklahoma) 82,112

28

Since Jordan-Hare Stadium expanded to its current capacity prior to the 2004 season, the Tigers have 28 sold-out games

SEC Champions:

1957, 1983, 1987, 1988, 1989, 2004, 2010

SEC West Champions:

1997, 2000, 2001, 2002, 2004, 2005, 2010

2013 AUBURN FOOTBALL GAME NOTES



AUBURN OFFENSIVE CAREER BESTS

4 • QUAN BRAY

Receptions	6	at Mississippi State	9/8/12
Rec. Yards	50	at Mississippi State	9/8/12
Rec. Long	16	at Mississippi State	9/8/12
Kick Ret	2	3x (last at Alabama)	11/24/12
Kick Ret Yds	55	Utah State	9/3/11
Kick Ret Long	33	Utah State	9/3/11
Punt Ret	3	5x (last vs. Alabama A&M)	11/17/12
Punt Ret Yds	48	Alabama A&M	11/17/12
Punt Ret Long	38	NMSU	11/3/12
Completions	1	ULM	9/15/12
Pass Attempts	1	ULM	9/15/12
Pass Yards	34	ULM	9/15/12
Pass TDs	1	ULM	9/15/12

30 • STEVEN CLARK

Punts	9	2x (last vs. Florida)	10/15/11
Long Punt	58	Mississippi State	9/10/11
Inside 20	6	at Arkansas	10/8/11

18 • SAMMIE COATES

Receptions	2	ULM	9/15/12
Rec. Yards	42	at Ole Miss	10/13/12
Rec. Long	42	at Ole Miss	10/13/12
Rec. TD	1	2x (last vs. Alabama A&M)	11/17/12

89 • JAYLON DENSON

Receptions	1	Arkansas	10/6/12
Rec. Yards	12	Arkansas	10/6/12
Rec. Long	12	Arkansas	10/6/12

11 • BRANDON FULSE

Receptions	2	FAU	9/24/11
Rec. Yards	11	FAU	9/24/11

20 • COREY GRANT

Rush Attempts	5	Alabama A&M	11/17/12
Rush Yards	21	Alabama A&M	11/17/12
Rush Long	7	Alabama A&M	11/17/12

5 • RICARDO LOUIS

Receptions	1	3x (last vs. NMSU)	11/3/12
Rec. Yards	21	vs. NMSU	11/3/12
Rec. Long	21	vs. NMSU	11/3/12
Rush Attempts	2	Texas A&M	10/27/12
Rush Yards	2	Texas A&M	10/27/12
Rush Long	2	Texas A&M	10/27/12
Kick Ret	2	at Alabama	11/24/12
Kick Ret Yds	37	at Alabama	11/24/12
Kick Ret Lg	25	at Alabama	11/24/12

21 • TRE MASON

Rush Attempts	22	2x (last vs. NMSU)	11/3/12
Rush Yds	181	Alabama A&M	11/17/12
Rush Lg	86	Alabama A&M	11/17/12
Rush TD	2	2x (last vs. AAMU)	11/17/12
Receptions	3	Georgia	11/10/12
Rec. Yards	34	ULM	9/15/12
Rec. Long	34	ULM	9/15/12
AP Yards	187	Alabama A&M	11/17/12
Kick Ret	6	Mississippi State	9/10/11
Kick Ret Yds	176	Utah State	9/3/11
Kick Ret Lg	97	Utah State	9/3/11
Kick Ret TD	1	Utah State	9/3/11

36 • CODY PARKEY

FG Attempts	4	2x (last vs. Clemson)	9/1/12
FGs Made	4	2x (last vs. Clemson)	9/1/12
Career Long	46	2x (last vs. Clemson)	9/1/12

35 • JAY PROSCH

Rush Attempts	3	at Alabama	11/24/12
Rush Yards	9	Georgia	11/10/12
Rush Long	5	2x (last vs. Georgia)	11/10/12
Rush TD	1	2x (last vs. Alabama A&M)	11/17/12
Receptions	2	at Vanderbilt	10/20/12
Rec. Yards	9	at Vanderbilt	10/20/12
Rec. Long	8	at Ole Miss	10/13/12

1 • TROVON REED

Receptions	5	Florida Atlantic	5/24/11
Rec. Yards	40	NMSU	11/3/12
Rec. Long	40	NMSU	11/3/12
Rec. TD	1	NMSU	11/3/12
Rush Attempts	2	at Clemson	9/17/11
Rush Yds	12	at Clemson	9/17/11
Rush Lg	10	at Clemson	9/17/11
Punt Ret	3	Florida Atlantic	5/24/11
Punt Ret Yds	14	Florida Atlantic	5/24/11
Punt Ret Lg	9	2x (last vs. Mississippi State)	9/10/11

81 • C.J. UZOMAH

Receptions	3	Texas A&M	10/27/12
Receiving Yards	90	Texas A&M	10/27/12
Rec. TDs	1	Texas A&M	10/27/12
Rec. Long	38	Texas A&M	10/27/12
Completions	1	at Georgia	11/12/11
Pass Attempts	1	3x (last at Georgia)	11/12/11
Pass Yards	4	at Georgia	11/12/11
Pass TDs	1	at Georgia	11/12/11

12 • JONATHAN WALLACE

Completions	15	Georgia	11/10/12
Pass Attempts	22	Georgia	11/10/12
Pass Yards	181	Georgia	11/10/12
Pass TDs	2	Texas A&M	10/27/12
Pass Long	51	Alabama A&M	11/17/12
Rush Attempts	13	Texas A&M	10/27/12
Rush Yards	71	Texas A&M	10/27/12
Rush Long	12	Texas A&M	10/27/12



AUBURN DEFENSIVE CAREER BESTS

98 • ANGELO BLACKSON

Table with 3 columns: Statistic, Opponent, Date. Includes Tackles, TFL, Sacks, Fumbles Forced, Fumbles Recovered, Blocked Kicks.

92 • KENNETH CARTER

Table with 3 columns: Statistic, Opponent, Date. Includes Tackles, TFL.

11 • CHRIS DAVIS

Table with 3 columns: Statistic, Opponent, Date. Includes Tackles, Deflections, TFL.

94 • NOSA EGVAE

Table with 3 columns: Statistic, Opponent, Date. Includes Tackles, TFL, Sacks.

31 • TRENT FISHER

Table with 3 columns: Statistic, Opponent, Date. Includes Tackles, Interception, Int. for TD, TD yards.

95 • DEE FORD

Table with 3 columns: Statistic, Opponent, Date. Includes Tackles, TFL, Sacks.

17 • KRIS FROST

Table with 3 columns: Statistic, Opponent, Date. Includes Tackles, Fumbles Forced.

26 • JUSTIN GARRETT

Table with 3 columns: Statistic, Opponent, Date. Includes Tackles, TFL.

55 • KEYMIYA HARRELL

Table with 3 columns: Statistic, Opponent, Date. Includes Tackles, TFL, Sacks.

5 • JAKE HOLLAND

Table with 3 columns: Statistic, Opponent, Date. Includes Tackles, TFL, Sacks, Deflections.

15 • JOSHUA HOLSEY

Table with 3 columns: Statistic, Opponent, Date. Includes Tackles, TFL, Deflections.

21 • JONATHAN JONES

Table with 3 columns: Statistic, Opponent, Date. Includes Tackles.

30 • CASSANOVA MCKINZY

Table with 3 columns: Statistic, Opponent, Date. Includes Tackles, TFL, Fumbles Forced, Fumbles Recovered.

6 • JONATHON MINCY

Table with 3 columns: Statistic, Opponent, Date. Includes Tackles, Deflections, Fumbles Forced, Fumbles Recovered, TFL, Sacks.

10 • LADARIUS OWENS

Table with 3 columns: Statistic, Opponent, Date. Includes Tackles, TFL, Sacks.

13 • CRAIG SANDERS

Table with 3 columns: Statistic, Opponent, Date. Includes Tackles, TFL.

24 • RYAN SMITH

Table with 3 columns: Statistic, Opponent, Date. Includes Tackles, TFL, Fumbles Recovered.

27 • ROBENSON THEREZIE

Table with 3 columns: Statistic, Opponent, Date. Includes Tackles, Deflections, TFL.

54 • JEFFREY WHITAKER

Table with 3 columns: Statistic, Opponent, Date. Includes Tackles, Sacks, TFL, Fumbles Forced.

19 • RYAN WHITE

Table with 3 columns: Statistic, Opponent, Date. Includes Tackles, Deflections.

9 • JERMAINE WHITEHEAD

Table with 3 columns: Statistic, Opponent, Date. Includes Tackles, TFL, Sacks, Interceptions, Deflections, Fumbles Recovered.

90 • GABE WRIGHT

Table with 3 columns: Statistic, Opponent, Date. Includes Tackles, TFL, Sacks, Fumbles Forced.



COACHING STAFF ON THE FIELD




GUS MALZAHN
HEAD COACH



RODNEY GARNER
ASSOC. HEAD COACH/
DEFENSIVE LINE



RHETT LASHLEE
OFFENSIVE COORDINATOR/
QUARTERBACKS



CHARLIE HARBISON
CO-DEFENSIVE COORDINATOR/
SAFETIES



SCOTT FOUNTAIN
SPECIAL TEAMS COORDINATOR/
TIGHT ENDS




TIM HORTON
RUNNING BACKS



J.B. GRIMES
OFFENSIVE LINE

COACHING STAFF IN THE BOOTH



ELLIS JOHNSON
DEFENSIVE COORDINATOR/
LINEBACKERS



DAMEYUNE CRAIG
CO-OFFENSIVE COORDINATOR/
WIDE RECEIVERS



MELVIN SMITH
CORNERBACKS