



2023 AUBURN BASEBALL

AUBURN ATHLETICS COMMUNICATIONS: 392 SOUTH DONAHUE DRIVE || AUBURN, AL 36849 || AUBURNTIGERS.COM || @AUBURN_BASEBALL

2023 SCHEDULE

Day	Date	Opponent	Time/Result
FRI	FEB. 17	INDIANA	W, 8-4
SAT	FEB. 18	INDIANA	W, 6-1
SUN	FEB. 19	INDIANA	L, 2-11
Tue	Feb. 21	vs. North Alabama	W, 13-1 (7)
FRI	FEB. 24	USC	W, 5-3
SAT	FEB. 25	USC	W, 12-6
SUN	FEB. 26	USC	T, 12-12
WED	MAR. 1	FLORIDA A&M	W, 18-8 (7)
FRI	MAR. 3	LIPSCOMB	W, 7-3
SAT	MAR. 4	LIPSCOMB	W, 12-11
SUN	MAR. 5	LIPSCOMB	W, 4-3
TUE	MAR. 7	UAB	W, 4-1
Wed	Mar. 8	at Jacksonville State	W, 6-3
FRI	MAR. 10	SOUTHEASTERN	W, 7-1
SAT	MAR. 11	SOUTHEASTERN	L, 3-8
SUN	MAR. 11	SOUTHEASTERN	L, 7-8
TUE	MAR. 14	GEORGIA TECH	6 PM
Fri	Mar. 17	at #3 Arkansas*	6:30 pm
Sat	Mar. 18	at #3 Arkansas*	2 pm
Sun	Mar. 19	at #3 Arkansas*	2 pm
Tue	Mar. 21	vs. South Alabama	6 pm
THU	MAR. 23	GEORGIA*	6 PM
FRI	MAR. 24	GEORGIA*	6 PM
SAT	MAR. 25	GEORGIA*	2 PM
TUE	MAR. 28	NORTH ALABAMA	6 PM
Fri	Mar. 31	at Florida*	5:30 pm
Sat	Apr. 1	at Florida*	5:30 pm
Sun	Apr. 2	at Florida*	12 pm
Tue	Apr. 4	at UAB	6 pm
THU	APR. 6	TEXAS A&M*	7 PM
FRI	APR. 7	TEXAS A&M*	6 PM
SAT	APR. 8	TEXAS A&M*	4 PM
Tue	Apr. 11	at Georgia Tech	5 pm
Fri	Apr. 14	at Alabama*	TBA
Sat	Apr. 15	at Alabama*	TBA
Sun	Apr. 16	at Alabama*	TBA
TUE	APR. 18	SAMFORD	6 PM
FRI	APR. 21	MISSISSIPPI STATE*	6 PM
SAT	APR. 22	MISSISSIPPI STATE*	2 PM
SUN	APR. 23	MISSISSIPPI STATE*	1 PM
TUE	APR. 25	TROY	6 pm
Fri	Apr. 28	at South Carolina*	6 pm
Sat	Apr. 29	at South Carolina*	3 pm
Sun	Apr. 30	at South Carolina*	11 am
FRI	MAY 5	LSU*	6 PM
SAT	MAY 6	LSU*	8 PM
SUN	MAY 7	LSU*	1 PM
Tue	May 9	at Samford	6 pm
Thu	May 11	at Ole Miss*	7 pm
Fri	May 12	at Ole Miss*	6:30 pm
Sat	May 13	at Ole Miss*	2 pm
TUE	MAY 16	JACKSONVILLE STATE	6 PM
THU	MAY 18	MISSOURI*	6 PM
FRI	MAY 19	MISSOURI*	6 PM
SAT	MAY 20	MISSOURI*	2 PM

POSTSEASON

May 23-28	SEC Tournament	TBA
June 2-5	NCAA Regionals	TBA
June 9-12	NCAA Super Regionals	TBA
June 16-26	College World Series	TBA

Home games in **BOLD CAPS**

All home games at Plainsman Park | All times central

* SEC game

GAME 17

AUBURN, ALA. (Samford Stadium-Hitchcock Field at Plainsman Park)



#18 AUBURN TIGERS (12-3-1, 0-0 SEC)

Head Coach: Butch Thompson (Birmingham-Southern, 1992)

Career Record: 273-188-1 (9th season) | Record at Auburn: 234-167-1 (8th season)

VS.



GEORGIA TECH YELLOW JACKETS (13-3, 2-1 ACC)

Head Coach: Danny Hall (Miami (Ohio), 1977)

Career Record: 1,361-725-1 (36th season) | Record at GT: 1,153-608-1 (30th season)

» QUICK HITTERS

- Auburn is coming off a span of playing nine games in 11 days from Mar. 1-11, including five games in five days last week.
- The team's seven straight wins to start the stretch were the most since winning 15 straight in 2019.
- Starting pitchers posted a 1.59 ERA with 25 strikeouts and eight walks in 22.2 innings last week.
- Tommy Vail hasn't allowed hit in 9.2 innings pitched as a starter. He is the NCAA active career leader in hits allowed per 9.0 innings pitched (4.94).
- Ike Irish leads the country with 11 doubles and is tied for second in the league with 31 hits.
- Kason Howell is the NCAA active leader with 56 career doubles.
- The Tigers have double digit hits in nine games this season and are 8-0-1 in those contests.
- The team is 11-0 when outhitting the opponent this season.
- Saturday marked just the fifth time in the last two seasons Auburn has lost back-to-back games.
- The Tigers haven't lost three straight games since Apr. 9-11, 2021.
- In a series that dates back to 1897, Auburn holds a 122-112-6 advantage all-time against Georgia Tech, including a 65-46-2 record against the Yellow Jackets at Plainsman Park.

PITCHING MATCHUP

AUBURN

GEORGIA TECH

TUE | GR LHP Tommy Vail

(2-0, 0.00)

vs. R-50 RHP Ben King

(2-0, 0.00)

GAME INFO

Date: Tuesday, Mar. 14, 2023

Game Time: 6 p.m. CT

Site: Auburn, Ala. / Plainsman Park (4,096)

TV: SEC Network

Talent: Matt Schick (pxp), Lance Cormier (color)

Radio: 93.9 FM | AuburnTigers.com

Talent: Andy Burcham, Brad Law

Live Stats: StatBroadcast.com

Twitter Updates: @AuburnBaseball

Postgame Recap: AuburnTigers.com

Series History: Auburn leads, 122-112-6

Auburn: Auburn leads, 65-46-2

Atlanta: Auburn trails, 56-63-2

Neutral: Series tied, 1-1-2

Last Meeting: Auburn 7, Georgia Tech 3 (4/13/21)

Streak: W1

AUBURN

12-3-1, 0-0 SEC

Team Leaders

Batting Average:	FR IF/DH Ike Irish (.477)
Runs:	Three tied (16)
2B:	FR IF/DH Ike Irish (11)
HR:	SR IF Bryson Ware (7)
RBI:	SR IF Bryson Ware (20)
Stolen Bases:	SR C Nate LaRue (3-3)

GEORGIA TECH

13-3, 2-1 ACC

Team Leaders

Batting Average:	R-50 IF Jackson Finley (.452)
Runs:	JR OF Jake DeLeo (19)
2B:	Four tied (5)
HR:	R-50 IF Jackson Finley (7)
RBI:	R-50 IF Jackson Finley (20)
Stolen Bases:	Two tied (4-4)

POTENTIAL STARTING LINEUP

Pos.	#	Player	AVG	AB	R	H	2B	3B	HR	RBI	SB-SBA	BB
C	24	Nate LaRue	.079	38	3	3	0	0	0	3	3-3	6
1B	18	Ike Irish	.477	65	16	31	11	1	0	16	1-1	9
2B	1	Caden Green	.243	37	8	9	2	0	0	1	1-2	5
3B	11	Gavin Miller	.400	5	1	2	0	0	0	0	0-0	2
SS	8	Bryson Ware	.455	55	15	25	7	1	7	20	1-1	9
LF	3	Chris Stanfield	.438	32	6	14	3	2	1	10	2-2	3
CF	5	Kason Howell	.281	57	12	16	8	0	1	7	0-0	5
RF	14	Justin Kirby	.224	58	16	13	4	1	6	17	1-1	15
DH	6	Ryan Dyal	.263	19	4	5	0	0	0	3	0-0	3



AUBURN'S RECORD WHEN...

	2023	Under Thompson
Overall	12-3-1	234-167-1
SEC	0-0	79-100
Non-Conference	12-3-1	134-50-1
Postseason	0-0	21-17
Home	10-3-1	156-75-1
Away	1-0	53-69
Neutral	1-0	21-20
Current streak	L2	L2
Last 5 games	3-2-0	3-2-0
Last 10 games	7-2-1	7-2-1

Situational:

AU scores first	7-1	153-55
Opp. scores first	5-2-1	81-112-1
AU scores 4+ runs	12-1-1	213-74-1
AU scores 3 runs or less	0-2	21-93
AU leads after 7 innings	10-1	190-17
8 innings	9-0	211-14
AU trails after 7 innings	2-2	18-122
8 innings	0-3	7-132
Game tied after 7 innings	0-0-1	21-24-1
8 innings	1-0-1	7-15-1
Extra Innings	0-0	11-18
1-run games	2-1	48-45
2-run games	1-0	3-17
3-run games	2-0	26-23
Games decided by 5+ runs	5-2	105-51
vs. LH Starter	3-0	69-51
vs. RH Starter	9-3-1	166-115-1
More hits than opponent	11-0	174-29
Fewer hits than opponent	0-3	37-127
Hits are tied	1-0-1	21-12-1
AU has 10+ hits	8-0-1	144-62-1
Opp. has 10+ hits	1-3-1	54-104-1
Hit a home run	10-3-1	154-73-1
Opp. hits a home run	6-2-1	105-109-1
AU quality start	0-0	68-22
Opp. quality start	1-1	27-60
AU commits no errors	6-1	106-42
Opp. commits no error	6-2	68-84

By Day:

Sunday	1-1-1	36-31-1
Monday	0-0	3-2
Tuesday	2-0	47-18
Wednesday	2-0	20-7
Thursday	0-0	8-16
Friday	4-0	56-38
Saturday	3-2	60-52
Day Games (first pitch before 6 p.m.)	5-3-1	127-89-1
Night Games (first pitch after 6 p.m.)	7-0	107-78
Doubleheaders	0-2	26-18

By Month:

February	5-1-1	50-15-1
March	7-2	81-43
April	0-0	51-49
May	0-0	34-47
June	0-0	16-10

By Jersey:

White	2-0	59-33
Blue	5-0	48-33
Orange	0-0	49-35
Gray	0-0	28-38
Pinstripes	1-2-1	36-25-1
Cream Throwback	3-1	11-3

UNIVERSITY INFORMATION

Location	Auburn, Ala.
Enrollment	31,526
Founded	October 1, 1856
Nickname	Tigers
Colors	Burnt Orange and Navy Blue
President	Dr. Christopher B. Roberts
Athletics Director	John Cohen
Conference	Southeastern (SEC West)
Stadium / Capacity	Samford Stadium-Hitchcock Field at Plainsman Park / 4,096
Ticket Office Phone	855-282-2010

BASEBALL COACHING / SUPPORT STAFF

Head Coach	Butch Thompson (Birmingham-Southern, 1992)
Record at Auburn / Seasons	234-167-1 (.583) / 8th
Career Coaching Record / Seasons	273-188-1 (.592) / 9th
Assistant Coach	Karl Nonemaker (Vanderbilt, 2002)
Assistant Coach	Gabe Gross (Auburn, 2012)
Pitching Coach	Daron Schoenrock (Tennessee Tech, 1984)
Director of Player Development	Aaron Everett (UT Martin, 2012)
Director of Operations	Greg Drye (Southern Miss, 1998)
Athletic Trainer	Anthony Sandersen (South Dakota State, 2004)
Strength & Conditioning	Chris Joyner (Minnesota State - Mankato, 2001)

PROGRAM HISTORY

Modern Era Program Record (since 1949)	2,042-1,400-5 (.593)
College World Series Appearances / Last	6 / 2022
College World Series Record	4-12 (.250)
NCAA Regional Appearances / Last	23 / 2022
NCAA Regional Record	54-45 (.545)
NCAA Super Regional Appearances / Last	4 / 2022
NCAA Super Regional Record	5-6 (.455)
Last Postseason Opponent	Arkansas / 2022 College World Series
Result	Lost, 11-1

POSTSEASON HISTORY

College World Series Appearances: 6 (1967, 1976, 1994, 1997, 2019, 2022)

Super Regional Appearances: 4 (1999, 2018, 2019, 2022)

NCAA Regional Appearances: 23 (1963, 1967, 1976, 1978, 1987, 1989, 1993-95, 1997-2003, 2005, 2010, 2015, 2017, 2018, 2019, 2022)

NCAA Regional Titles: 8 (1967, 1976, 1994, 1997, 1999, 2018, 2019, 2022)

MEDIA RELATIONS

Baseball Contact: George Nunnelley, Asst. Director - Athletics Comm.

Cell: 502-609-9982

Email: gnnunnelley@auburn.edu

Twitter: @gnunnelley

Associate AD: Kirk Sampson

2023 AUBURN BASEBALL ROSTER

No.	Name	Pos.	Cl.	B/T	Ht.	Wt.	Exp.	Hometown (Previous School)
1	Caden Green	IF	Jr.	R/R	5-11	164	JC	Tulsa, Okla. (Seminole State)
2	Josh Hall	OF	Gr.	L/R	5-9	174	2L	Homewood, Ala. (Ole Miss)
3	Chris Stanfield	OF	Fr.	R/R	6-1	189	FR	Tallahassee, Fla. (Chiles)
4	Carter Wright	C	Jr.	R/R	6-0	195	JC	Blairsville, Ga. (Iowa Western)
5	Kason Howell	OF	5th	R/R	6-0	178	4L	Argyle, Texas (Liberty Christian)
6	Ryan Dyal	C	R-Jr.	L/R	5-10	197	2L	Senoia, Ga. (East Coweta)
7	Cole Foster	IF	Jr.	S/R	6-1	193	2L	Plano, Texas (Plano Senior)
8	Bryson Ware	IF/OF	Sr.	R/R	6-2	193	2L	Madison, Miss. (Pearl River)
9	Brody Moss	IF	So.	L/R	5-11	183	1L	Helena, Ala. (Helena)
10	Brody Wortham	IF	Gr.	R/R	6-1	187	TR	Wedowee, Ala. (West Georgia)
11	Gavin Miller	IF	Fr.	R/R	5-11	192	HS	Oakdale, Pa. (West Allegheny)
12	Drew Nelson	LHP/OF	Fr.	L/L	5-11	198	HS	Troy, Ala. (Pike Liberal Arts)
14	Justin Kirby	OF	Gr.	R/R	5-11	203	TR	Alpharetta, Ga. (Kent State)
16	Cam Hill	IF	Jr.	L/L	6-4	219	2L	Madison, Ala. (Bob Jones)
17	Trevor Horne	RHP	R-Fr.	L/R	6-3	203	RS	Phenix City, Ala. (Glenwood Academy)
18	Ike Irish	C	Fr.	L/R	6-2	202	HS	Hudsonville, Mich. (St. Mary's Prep)
20	Tommy Sheehan	LHP	Gr.	L/L	6-0	210	1L	Brielle, N.J. (Notre Dame)
21	Tommy Vail	LHP	Gr.	R/L	5-11	190	TR	Seattle, Wash. (Notre Dame/TCU)
22	Hayden Murphy	RHP/IF	Fr.	R/R	6-3	185	HS	Chula, Ga. (Tiftarea Academy)
23	Parker Carlson	RHP	So.	R/R	6-1	184	1L	Mobile, Ala. (Faith Academy)
24	Nate LaRue	C	Sr.	R/R	6-3	223	3L	Mobile, Ala. (McGill-Toolen)
25	Tanner Bauman	LHP	Jr.	L/L	6-4	208	JC	Jacksonville, Fla. (St. John's River State)
26	Cooper McMurray	IF	R-So.	L/L	6-3	258	TR	Tulsa, Okla. (Kansas)
27	Bobby Peirce	OF	R-Sr.	R/R	6-0	183	2L	Scottsdale, Ariz. (South Mountain)
28	Elliott Bray	RHP	Fr.	R/R	6-0	219	HS	Hartselle, Ala. (Hartselle)
29	Christian Herberholz	RHP	R-Jr.	R/R	5-11	197	JC	Scottsboro, Ala. (Southern Union)
31	Mike Bello	OF	So.	L/L	6-0	203	1L	Oak Ridge, N.J. (Pope John XXIII)
33	Will Cannon	RHP	So.	R/R	6-1	187	JC	Phenix City, Ala. (Northwest Florida State)
41	John Armstrong	RHP	So.	R/R	5-11	225	1L	Marietta, Ga. (Harrison)
43	Chase Isbell	RHP	Sr.	R/R	6-2	210	1L	Springville, Ala. (Samford)
44	Ryan Olson	RHP	Fr.	R/R	6-1	206	HS	Auburn, Ala. (Auburn)
45	Joseph Gonzalez	RHP	Jr.	R/R	6-4	233	2L	Humacao, P.R. (Leadership Christian Academy)
46	Chase Allsup	RHP	So.	R/R	6-1	238	1L	Dothan, Ala. (Dothan)
47	Cameron Keshock	RHP	Fr.	R/R	6-6	215	HS	Spanish Fort, Ala. (Spanish Fort)
51	Ty Mauldin	IF	Jr.	L/R	6-0	196	JC	Trussville, Ala. (Snead State)
54	Konner Copeland	LHP	Sr.	L/L	6-2	178	1L	Mobile, Ala. (Pensacola State)
77	Zach Crotchfelt	LHP	Fr.	L/L	6-2	210	HS	Jackson, N.J. (Jackson Memorial)

COACHES & STAFF

30	Butch Thompson	Head Coach
36	Karl Nonemaker	Assistant Coach
39	Gabe Gross	Assistant Coach
40	Daron Schoenrock	Pitching Coach
	Aaron Everett	Director of Player Development
	Greg Drye	Director of Operations
	Sara Elizabeth Jackson	Special Assistant to the Head Coach
	Chris Joyner	Strength & Conditioning
	Anthony Sandersen	Athletic Trainer
	Wyn Grantham	Athletic Trainer Intern

PRONUNCIATION GUIDE

Tanner BAUMAN BOW-man (of a boat)
 Ryan DYAL.....DIAL
 KASON Howell..... KAY-son
 Chase ISBELL.....IZ-bull
 Cameron KESHOCK..... KEY-shock
 Ty MAULDIN MALL-den
 Daron SCHOENROCK SHOW-in-rock
 Brody WORTHAM.....WORTH-um

30 BUTCH THOMPSON HEAD COACH

THE AUBURN SKIPPER

- Nine College World Series appearances / 18 postseason appearances
- 2013 National Runner-up (Mississippi State)
- 2001 National Champion (Birmingham-Southern)
- 2014 Baseball America/ABCA National Assistant Coach of the Year
- 2006 FCA Coach of the Year
- Coached 20 pitchers who went on to pitch in the Major Leagues
- Recruited and coached 38 pitchers who were drafted out of college that weren't drafted out of high school

Butch Thompson enters his eighth season at the helm of the program in 2023, posting a record of 222-164 in his first seven seasons. He has led the program to the College World Series in two of the last three postseasons.

Butch Thompson was named Auburn's head baseball coach on October 22, 2015 and enters his eighth season with the Tigers in 2023.

Thompson has returned the Tigers to prominence in seven seasons on The Plains as he has guided the team to a 222-164 overall record and has advanced to the NCAA Tournament four of the last five postseasons, including three Super Regional appearances in the last four years and two trips to the College World Series in the last three postseasons.

Thompson, who spent three seasons as an assistant coach and recruiting coordinator at Auburn from 2006-08, returned to The Plains after seven seasons at Mississippi State as both associate head coach and pitching coach.

A native of Amory, Miss., Thompson has coached 33 Division I All-Americans and 43 all-conference performers. He has seen 20 of his former pitchers called up to Major League Baseball, including 14 since 2014. Thompson has also turned 38 pitchers who went undrafted out of high school into MLB draft picks.

Along with his pitching pedigree, Thompson is also considered one of the top recruiters in the country. Since 2003, he has secured 15 recruiting classes that were ranked in the top 10 by either Baseball America or Perfect Game, including the program record No. 4 class in 2017 and No. 5 class in 2022. His classes signed from 2006-08 at Auburn each ranked in the top 18 nationally.

In 30 years of coaching at the collegiate level, including 21 in the Southeastern Conference, Thompson has coached nine College World Series participants, including leading the Tigers to the program's first trip to the College World Series in 22 years in 2019 and taking the team back for the second time in three seasons in 2022. Auburn is one of six programs to appear in two of the last three College World Series, and Thompson is one of five active SEC coaches who have taken their program to a pair of College World Series in a three-year span. Thompson has also coached one national champion and a national runner-up, won nine conference championships and made 18 postseason appearances.

Thompson was named the 2006 Fellowship of Christian Athletes SEC Coach of the Year while at Auburn and the 2014 Baseball America and American Baseball Coaches Association (ABCA) National Assistant Coach of the Year while at Mississippi State.

During his tenure with the Tigers, Thompson has led the team to three straight NCAA Tournament appearances from 2017-19 for the first time since 2001-03, including back-to-back super regionals in 2018 and 2019 for the first time in program history. Auburn has finished five of Thompson's seven seasons in the top 25, including three in the top 10. The No. 5 national ranking to finish 2022 was tied for the second highest mark in program history.

The 2022 season marked one of the most successful in recent program history as the Tigers went 43-22 overall and 16-13 in SEC play. The 43 wins were tied for the most since 1999, and the winning conference record marked the Tigers' third under Thompson after doing so just once from 2004-15.

Auburn went 37-18 in the regular season and lost back-to-back games on just three occasions before being selected as a regional host for the first time since 2010. The Tigers swept Southeastern, Florida State and UCLA in the regional, outscoring them 51-18 in the process, before becoming the first team to defeat Oregon State in a home super regional by taking down the Beavers in a dramatic winner-take-all game three. Auburn moved on to Omaha and defeated Stanford 6-2 to secure the program's first College World Series win since 1997.

In seven seasons at MSU, Thompson made four NCAA regional trips, two Super



Regionals, won the SEC Tournament and advanced to the College World Series finishing as NCAA runner-up in 2013. In three of his last four seasons in Starkville, the Bulldogs' staff ERA finished no higher than 3.06. Thompson's 2013 pitching staff was one of two nationally to finish in the top 15 in ERA, strikeouts per nine innings and hits allowed per nine innings.

In addition to his experience at Auburn and Mississippi State, Thompson also spent four seasons at Georgia from 2002-05, including a trip to the College World Series in 2004. While there, he guided the development of future Major Leaguers Josh Fields, Mitchell Boggs and Brooks Brown.

Thompson launched his coaching career as pitching coach and top assistant at Huntingdon College (Ala.) in 1993, before returning to his alma mater in Birmingham, where he helped lead the Panthers to back-to-back Southern States Conference Championships and in 1995 coached BSC to its first NAIA World Series berth.

Thompson left BSC briefly to serve as head coach at Jefferson State Community College in Birmingham in 1997. While at JSCC, he was honored as the Regional Tournament Coach of the Year, the ABCA Alabama Junior College Coach of the Year and the Southeast Region Coach of the Year after guiding JSCC to a 39-21 mark, the AJCAA Region 22 State Championship and a third-place finish in the NJCAA Division II World Series.

He returned to Birmingham-Southern as top assistant the following season, beginning a four-year run during the most successful span in BSC baseball history. The Panthers won 196 games and four TranSouth Conference Championships and made three-consecutive appearances in the NAIA World Series. BSC's 2001 team posted a school-best 55-11 mark and captured the NAIA National Championship.

In 2002, Thompson joined the SEC baseball coaching fraternity as a pitching coach and recruiting coordinator at Georgia and has been a part of the league for the past 17 seasons.

Thompson currently serves as the large-school representative for the Alabama Baseball Coaches Association and is an All-American committee member representing the South region for the ABCA.

Thompson prepped at Amory (Miss.) High School and later starred as a pitcher at Itawamba (Miss.) Community College from 1989-90. He is a member of both the ICC Athletic Hall of Fame (Class of 2014) and MACCC Hall of Fame (Class of 2021).

Thompson earned a Bachelor's Degree in History at BSC in 1992 and completed a Master's Degree in Sports Administration at UAB in 1996. He is married to the former Robin Ashe of Birmingham, Ala., and they are the parents of three daughters --- Anna, Olivia and Madelyn Gail.

NATIONAL POLLS

NEWS & NOTES

BASEBALL AMERICA

Mar. 13

1. LSU*
2. Florida*
3. Louisville
4. Tennessee
5. Wake Forest
6. Ole Miss*
7. Arkansas*
8. Vanderbilt
9. Virginia
10. Stanford
11. Texas A&M*
12. UCLA
13. TCU
14. East Carolina
15. Virginia Tech
16. Miami
17. Oklahoma State
18. Boston College
19. South Carolina*
20. Texas Tech
21. North Carolina
22. Oregon State
23. FGCU
24. N.C. State
25. Southern Miss

D1 BASEBALL

Mar. 13

1. LSU*
2. Tennessee
3. Ole Miss*
4. Wake Forest
5. Florida*
6. Vanderbilt
7. Arkansas*
8. Louisville
9. Stanford
10. East Carolina
11. TCU
12. Oklahoma State
13. UCLA
14. Virginia
15. Texas A&M*
16. South Carolina*
17. Virginia Tech
18. North Carolina
19. Campbell
20. FGCU
21. Florida State
22. Texas Tech
23. N.C. State
24. Alabama*
25. Southern Miss

USA TODAY

Mar. 13

1. LSU*
2. Tennessee
3. Ole Miss*
4. Florida*
5. Wake Forest
6. Arkansas*
7. Louisville
8. Vanderbilt
9. Stanford
10. Virginia
11. East Carolina
12. UCLA
13. Oklahoma State
14. South Carolina*
15. Texas A&M*
16. Virginia Tech
17. N.C. State
18. TCU
19. Texas Tech
20. North Carolina
21. Florida State
22. Alabama*
23. Campbell
24. Boston College
25. Southern Miss

NCBWA

Mar. 6

1. LSU*
2. Wake Forest
3. Stanford
4. Tennessee
5. Ole Miss*
6. Florida*
7. Arkansas*
8. Louisville
9. Vanderbilt
10. Virginia
11. Virginia Tech
12. UCLA
13. TCU
14. N.C. State
15. Oklahoma State
16. East Carolina
17. North Carolina
18. Alabama*
19. Texas A&M*
20. South Carolina*
21. Texas Tech
22. Southern Miss
23. Miami
24. Oregon State
25. Florida State

PERFECT GAME

Mar. 13

1. LSU*
2. Florida*
3. Arkansas*
4. Tennessee
5. Wake Forest
6. Louisville
7. Stanford
8. Ole Miss*
9. Vanderbilt
10. UCLA
11. Virginia
12. Texas Tech
13. East Carolina
14. TCU
15. Oklahoma State
16. Virginia Tech
17. Miami
18. **AUBURN**
19. Texas A&M*
20. Campbell
21. N.C. State
22. Boston College
23. North Carolina
24. UC Santa Barbara
25. Florida State

COLLEGIATE BASEBALL

Mar. 13

1. LSU*
2. Louisville
3. Tennessee
4. Virginia
5. Wake Forest
6. Florida*
7. Arkansas*
8. Vanderbilt
9. UCLA
10. UC Santa Barbara
11. Ole Miss*
12. Miami
13. N.C. State
14. South Carolina*
15. Texas A&M*
16. Texas Tech
17. East Carolina
18. Oklahoma State
19. Stanford
20. Washington State
21. Arizona
22. Iowa
23. Oregon State
24. **AUBURN**
25. North Carolina

AUBURN IN THE POLLS

BA D1 CB NC PG USA

Pre. 22 NR NR NR 17 NR
 2/20 23 NR NR NR 17 --
 2/27 23 NR NR NR 13 NR
 3/6 20 NR 20 NR 11 25
 3/13 NR NR NR NR 18 NR

SCOUTING THE YELLOW JACKETS

- Georgia Tech enters the week with a 13-3 overall record and 2-1 mark in ACC play after taking two of three games against Notre Dame last weekend.
- The Yellow Jackets are hitting .303 as a team and rank 20th in the country in scoring (9.6 runs per game).
- Redshirt sophomore Jackson Finley leads the team in average (.452), home runs (seven) and RBI (20).
- Georgia Tech has turned in a 6.45 staff ERA, ranking last in the ACC, with 166 strikeouts in 141.0 innings pitched.

COMEBACK KIDS

- After winning 22 games in which they trailed last year, the Tigers have notched six comeback wins this season.
- Twenty-eight of the Tigers 55 wins since the start of last season are comebacks.

MAGIC NUMBER

- Auburn is 7-1 when scoring first, 11-0 when outhitting the opponent and 12-1-1 when scoring four or more runs.

FOUR-HEADED MONSTER

- Auburn's quartet of Ike Irish (.477), Bryson Ware (.455), Cole Foster (.442) and Chris Stanfield (.438) are hitting a combined .456 (93-for-204) with 53 runs, 24 doubles, four triples, 10 home runs and 63 RBI.

HOME SWEET HOME

- Auburn went 25-9 at Plainsman Park in 2022, tied for the second most home wins in a season in the last 20 years, and has won 23 of its last 29 home games (23-5-1).
- The Tigers went 16-4 vs. non-conference competition at home last season and are 82-20-1 (.801) in non-conference home games since 2018.

THREE KEYS TO THE GAME

- Auburn's points of emphasis this season are producing the biggest inning, fewest freebies and most baserunners.
- The team that has produced the biggest inning is 14-1 and one game with an equal biggest inning ended in a tie.
- The team that has issued the fewest freebies is 9-4-1. Two games have been tied on freebies.
- The team that has produced the most baserunners is 12-3-1.

CONSISTENCY IS KEY

- Despite having the No. 6 strength of schedule, Auburn didn't lose more than back-to-back games last season and dropped just two games in a row on four occasions.
- The team hasn't lost more than back-to-back games since Apr. 9-11, 2021.

MORE THAN LUCK OF THE IRISH

- Ike Irish was named the SEC Freshman of the Week for the first two weeks of the season.
- He leads the NCAA in doubles (11) and ranks tied for second in the SEC in hits (31) and fourth in average (.477).
- Irish has multiple hits in 12 of his first 16 games, including four straight, and his 31 hits through the first 16 games of the year are the most since Auburn's all-time hits leader Jay Waggoner had 34 hits through 16 games in 1994.

BEWARE OF B. WARE

- Coming into the year a .246 hitter in 92 games played, Bryson Ware ranks top 10 in the SEC in average (.455), hits (25), doubles (seven), homers (seven), slugging (1.000) and total bases (55).
- Ware homered in four straight games from Mar. 3-7 and seven times in nine games from Feb. 21-Mar. 7. His seven homers already mark a career high.
- His last three home runs have either given Auburn the lead or tied the game, with two coming in the 8th inning of comeback wins.

HOWELL'S HOLDING IT DOWN

- Fifth year outfielder Kason Howell started in 125 straight games dating back to 2021 leading up to last Wednesday's game at JSU.
- With 206 career games played, Howell is 41 games shy of breaking the program record (246).
- He recorded his 200th career hit with a first-inning double vs. Lipscomb on Mar. 3 - also marking his 200th career game played - becoming the first Auburn player to reach the career milestone since 2016.

STANFIELD'S COMING OUT SWINGING

- Freshman Chris Stanfield has started the last eight games and is hitting .400 (12-for-30) with three doubles, one triple, one homer and nine RBI during the span.
- In the last eight games he is tied with fellow freshman Ike Irish for the team lead in multi-hit (five) and multi-RBI games (four).

STRONG ARM OF THE LAW

- John Armstrong leads the team and ranks fifth in the SEC with seven appearances, three of which have been scoreless outings of 3.0 or more innings.
- Armstrong has factored into the decision in his last five appearances (four wins, one save) and has allowed just four hits in 15.1 IP this year.

NCAA ACTIVE CAREER TOP 10

- Kason Howell is the NCAA active leader in career doubles (56) and ranks fourth in games played (206) and fifth in at-bats (749).
- Justin Kirby ranks tied ninth in doubles (46).
- Tommy Vail is the NCAA active leader in H/9.0 IP (4.94) and leads the country in the category this season (0.68).

CAPTAIN AMERICA

- Junior pitcher Joseph Gonzalez returns to lead the pitching staff after leading Auburn with seven wins and a 3.22 ERA in 2022.
- Last year, Gonzalez became the first Auburn pitcher to turn in four straight SEC quality starts since 2018 and the first two win four straight SEC starts since 2015.
- Following the season, he represented our country with the USA Baseball Collegiate National Team, leading them to a bronze medal while not allowing an earned run or a walk in 11.2 innings of competition.

TOP PLAYERS AT THEIR POSITIONS

- Eight Auburn players were tabbed among the best at their respective position by D1 Baseball in the preseason.
 - Cole Foster: No. 13 shortstop
 - Joseph Gonzalez: No. 20 starting pitcher
 - Chase Isbell: No. 33 relief pitcher
 - Chase Allsup: No. 44 starting pitcher
 - Justin Kirby: No. 44 outfielder
 - Bobby Peirce: No. 62 outfielder
 - Kason Howell: No. 111 outfielder
 - Zach Crotchfelt: No. 183 starting pitcher

FAB FIVE FROSH

- Five Auburn freshmen were ranked among the top 100 freshmen in the country by Perfect Game in the preseason.
 - Zach Crotchfelt; LHP; Jackson, N.J.
 - Ike Irish; C/DH; Hudsonville, Mich.
 - Gavin Miller; IF; Oakdale, Pa.
 - Hayden Murphy; RHP; Chula, Ga.
 - Chris Stanfield; OF; Tallahassee, Fla.
- Auburn's five freshmen in the top 100 were the second most in the country.

RECRUITING RANKINGS

- The Tigers 2022 incoming class was ranked unanimously in the top 10 by Perfect Game (No. 5), Baseball America (No. 6), Collegiate Baseball (No. 8) and D1 Baseball (No. 10).
- Perfect Game's No. 5 ranking is tied for the second highest in program history, trailing only the No. 4 class from 2017.
- Auburn's next two classes for 2023 and 2024 are also ranked in the top 10 by Perfect Game.

BIG SHOES TO FILL

- The Tigers will be tasked with replacing its top four hitters - Sonny DiChiara, Blake Rambusch, Brooks Carlson and Brody Moore - and five of its top pitchers - Mason Barnett, Trace Bright, Blake Burkhalter, Hayden Mullins and Carson Skipper - from 2022.

PRESEASON PROGNOSIS

- Despite being one of six programs in the country to advance to the College World Series twice in the last three postseasons - Auburn, Arkansas, Mississippi State, Texas, Stanford and Vanderbilt - the Tigers went unranked in four of the six major preseason polls and were voted on by league head coaches to finish sixth in the SEC West.

PACK OUT PLAINSMAN PARK

- Auburn has sold out of season tickets for the third straight season (2020, 2022-23), selling a record number in advance of 2023.
- Already with three sellouts this season, 10 of the team's 15 home SEC games are pre-sellouts after selling out of 10 games in 2022.
- The program shattered the previous single-season attendance record from 2004 by more than 16,000, welcoming 127,947 fans through the gates of Plainsman Park in 2022.

CONGRATS, GRADS

- Five Auburn players are wearing the SEC graduate patches this season - Josh Hall, Brody Wortham, Justin Kirby, Tommy Sheehan and Tommy Vail.

ACCOLADES FOR THE ASSISTANTS

- Assistant coaches Karl Nonemaker and Gabe Gross both took home hardware in 2022.
- Nonemaker was named the American Baseball Coaches Association NCAA Division I Assistant Coach of the Year and Gross earned Alabama Baseball Coaches Association Division I Assistant Coach of the Year honors.

SEC EXPERIENCE ON STAFF

- Auburn's coaching staff includes 43 years of experience as a SEC coach.
 - Butch Thompson: 21 years
 - Karl Nonemaker: 8 years
 - Gabe Gross: 7 years
 - Daron Schoenrock: 7 years

THE ROAD TO OMAHA

- Auburn advanced to the College World Series for the second time in the last three postseasons in 2022.
- The Tigers hosted a regional for the first time in 12 years and swept the likes of Southeastern, Florida State and UCLA by a combined score of 51-18, marking the most runs by a SEC team in a three-game regional.
- The team then became the first program to defeat Oregon State in a home super regional, and secured the program's first win in Omaha since 1997 with a 6-2 win against Stanford.

THE 2022 MLB DRAFT WAS A DANDY

- Auburn had eight players selected in the 2022 MLB Draft, all previously undrafted.
- The eight draft picks were the second most in program history, third most in the SEC and tied for the fifth most in the country.
- The four picks in the top five rounds were the most in program history, as were the eight picks in the top 20 rounds.
- It marked the 48th consecutive year the Tigers had at least one player selected, tied for the longest active streak in the SEC.
- It marked the program record seventh straight season Auburn had a top-five-round pick.

THOMPSON'S TENURE

- In seven years under head coach Butch Thompson, Auburn has had 36 draft picks, including 16 in the top 10 rounds and 12 in the top five rounds.
- Both top-10 and top-five rounds totals are good for the most in a seven-year span in program history.

THE LAST TIME...

BATTING SUPERLATIVES

5 hits in a game	Brody Moore vs. Florida State [5-for-5] (6/4/22)
6 hits in a game	Tyler Johnstone vs. Elon [6-for-7, 2B, 3B] (2/25/05)
Reached base 6 times	Kason Howell vs. Florida State [4-5, 2 BB] (6/4/22)
Reached base 7 times	Brody Moore vs. Florida State [5-5, 2BB] (6/4/22)
4 runs in a game	Brody Moore vs. Florida State (6/4/22)
5 runs in a game	Sonny DiChiara vs. Florida State (6/4/22)
6 runs in a game	Bryson Ware vs. Alabama A&M (2/24/21)
10-game hitting streak	Cole Foster, 10 games (current)
15-game hitting streak	Bryson Ware, 15 games (6/20/22-3/10/23)
20-game hitting streak	A. Grier, 22 games, (5/31/15-3/22/16)
25-game hitting streak	Justin Fradejas, 27 games (3/23-5/7/10)
30-game hitting streak	Casey Dunn, 31 games (2/22 [G1]-4/15/97)
3 doubles in a game	Kason Howell vs. Lipscomb (3/3/22)
4 doubles in a game	Ken Dempsey vs. Georgia (1971)
2 triples in a game	Jay Gonzalez vs. Alabama State (2/28/12)
3 triples in a game	never
2 home runs in one game	Justin Kirby vs. USC (2/26/23)
3 home runs in one game	Cole Foster vs. Southeastern (6/3/22)
7 RBI in a game	Justin Kirby vs. USC (2/26/23)
8 RBI in a game	Justin Bryant at Georgia (3/19/10)
9 RBI in a game	Cole Foster vs. Southeastern (6/3/22)
10 RBI in a game	Bob Berry vs. Huntington (4/15/82)
Grand slam home run	Justin Kirby vs. USC (2/26/23)
Inside-the-park home run	Kason Howell vs. Southeastern (3/11/23)
HR to begin game	Ryan Bliss vs. #11 Ole Miss (5/25/21)
Two HR in one inning	Cole Foster vs. Southeastern [1st] (6/3/22)
HR in consecutive at-bats	Bryson Ware vs. USC (2/25-26/23)
HR in three consecutive at-bats	Eduard Julien (2/20-22/19)
HR in consecutive games	Bryson Ware vs. Lipscomb/UAB (3/4-7/23)
HR in three consecutive games	Bryson Ware vs. Lipscomb/UAB (3/4-7/23)
HR in three consecutive SEC games	Trent Mummy (4/17-23/10)
HR in four consecutive games	Bryson Ware (3/3-7/23)
HR in four consecutive SEC games	Mike Bianucci (5/2-9/08)
HR in five consecutive games	Tim Lemons (4/6-10/85)
Walk-off HR	Kason Howell vs. Yale (G1 - 2/26/22)
Pinch-hit HR	Cam Hill vs. Kentucky (3/26/21)
Pinch-hit grand slam	Eduard Julien vs. BYU (G1 - 3/3/18)
HR in first at-bat of season	Steven Williams vs. Longwood (2/17/18)
HR in both games of DH	Dylan Ingram at #7 Mississippi St. (4/29/17)
Hit for the cycle	Judd Ward [3B, 1B, HR, 2B] vs. Illinois-Chicago (G1 - 2/15/20)
Hit from both sides of plate	Cole Foster [1st inn.]
in same inning	vs. Southeastern (6/3/22)
Two hits in same inning	Cole Foster [HR, HR] vs. Southeastern [1st] (6/3/22)
Stole home	Josh Hall vs. Kansas State (2/20/22)
Stole two bases in a game	Blake Rambusch vs. Rhode Island (G1 - 3/5/22)
Stole three bases in a game	Anfernee Grier vs. Southern (2/26/16)
Hit by a pitch 2 times in a game	Ryan Dyal vs. UAB (3/2/22)
Hit by a pitch 3+ times in a game	Dan Glevenyak at Alabama (4) (4/11/14)
Scored 20 or more runs	21 vs. Florida State (6/4/22)
Scored 25 or more runs	25 vs. Longwood (2/17/18)
Scored 30 or more runs	33 vs. Alabama A&M (2/24/21)
Scored 5 runs in an Inning	5, vs. Southeastern (9th) (3/11/23)
Scored 6 runs in an Inning	6, vs. North Alabama (1st) (2/21/23)
Scored 7 runs in an Inning	7, vs. Lipscomb (1st) (3/4/23)
Scored 8 runs in an Inning	8, at UAB (5th) (3/19/19)
Scored 9 runs in an Inning	9, vs. Rhode Island (1st) (G1 - 3/5/22)
Scored 10+ runs in an Inning	11, vs. Florida A&M (1st) (3/1/23)
Recorded 10+ hits in an Inning	11, vs. Furman (5th) (2/12/00)
Scored in every inning	vs. Coppin State (3/18/14)
Recorded 15-19 hits	17, vs. Lipscomb (3/4/23)
Recorded 20 or more hits	20, vs. Southeastern (6/3/22)
Hit 3 or more home runs in an inning	3, vs. Florida A&M [1st] (3/1/23)
Hit 3 or more home runs in a game	3, vs. Florida A&M (3/1/23)
Hit 5 or more home runs in a game	7, vs. Southeastern (6/3/22)
Hit 7 or more home runs in a game	7, vs. Southeastern (6/3/22)
Hit back-to-back home runs	C. Foster & S. DiChiara vs. Southeastern (1st) (6/3/22)
Hit back-to-back-to-back home runs	R. Bliss, T. Miller & R. Woley vs. Texas A&M (1st) (5/15/21)
Had 5 doubles	5, vs. Lipscomb (3/3/23)
Had 6 doubles	6, vs. Jacksonville State (4/21/21)
Had 7 doubles	7, vs. Chicago State (3/8/20)
Had 8 doubles	8, vs. Lipscomb (3/4/23)
Had 9+ doubles	11, vs. Alabama A&M (2/24/21)
Stole 5 bases in a game	5, vs. Bethune-Cookman (5/6/14)
Stole 6 bases in a game	6, vs. #21 Tennessee (3/17/19)
Stole 7 bases in a game	7, vs. Presbyterian (5/8/12)
Stole 8 bases in a game	8, vs. Alcorn State (2/22/12)
Walked 10+ times	13, vs. Southeastern (3/11/23)
Did not strike out in a game	vs. Belmont (3/11/12)

PITCHING SUPERLATIVES

INDIVIDUAL	
Nine-inning no-hitter	Casey Mize vs. Northeastern (3/9/18)
Nine-inning no-hitter (combined)	Mike Mueller [2.0], Lee Carter [1.0]
	Brandon Channell [1.0], Reid Price [1.0], Andrew Skinner [1.0], Arnold Hughey [1.0], Ken Clayton [1.0], Cory Duedeit [0.2], Sean Jones [0.1] vs. UAB (3/19/02)
Seven-inning no-hitter	Jason Johnson vs. LaGrange College (4/30/91)
Nine-inning perfect game	Eric Brandon vs. Murray State (3/2/02)
Seven-inning perfect game	Jason Johnson vs. LaGrange College (4/30/91)
Nine-inning one-hitter (individual)	Keegan Thompson vs. Presbyterian (3/1/14)
Nine-inning one-hitter (combined)	Tanner Burns [7.0], Cody Greenhill [2.0] vs. Chicago State (3/6/20)
Five-inning one-hitter	Kevin Davis [3.2], Jacob Milliman [1.1], vs. Radford (2/22/15)
Nine-inning two-hitter	Tanner Burns [9.0] vs. Cincinnati (3/1/19)
Complete game	Joseph Gonzalez vs. #12 Vanderbilt (4/10/22)
Complete game shutout	Jack Owen vs. UTSA (3/9/19)
Consecutive complete games	K. Thompson vs. Arkansas & LSU (4/4 & 4/11/15)
Struck out 10 batters	10 by Mason Barnett vs. UCLA (6/5/22)
Struck out 11 batters	11 by Jordan Armstrong vs. Yale (2/25/22)
Struck out 12 batters	12 by Casey Mize at Kentucky (3/23/18)
Struck out 13 batters	13 by Casey Mize vs. Texas A&M (3/16/18)
Struck out 15 batters	15 by Tanner Burns vs. Cincinnati (3/1/19)
TEAM	
Struck out 15+ batters	16, Bright [8], Sheehan [3], Burkhalter [5] vs. Stanford (6/20/22)
Struck out 20+ batters	20, Fuller [4], Watson [4], Anderson [3], Greenhill [4], Skipper [3], Wade [2] vs. #9 Arkansas (4/5/19)
Struck out 15 batters consecutive games	vs. Ga State, at Missouri (4/5-7/16)
Shut out an opponent	2-0 vs. South Carolina (4/24/22)
Consecutive shutouts	16-0 / 12-0 [7] vs. Rhode Island (3/5/22)
Three straight shutouts	2-0 vs. UTSA / 5-0 vs. UTSA (3/6-9/19)
Shut out an SEC opponent	2-0 vs. South Carolina (4/24/22)
Shut out an SEC opponent on the road	3-0 at Missouri (5/21/21)
Consecutive SEC shutouts	5-0 and 4-0 at Miss. State (3/27-28/15)
Consecutive SEC shutouts on the road	5-0 and 4-0 at Miss. State (3/27-28/15)
Was shut out	3-0 vs. Oklahoma (2/18/22)
Was held to one hit	vs. #24 Missouri (4/1/18)
Was no hit	vs. #13 Arkansas (5/25/17)
FIELDING SUPERLATIVES	
2 errors in a game	Jake Wyandt vs. #1 Ole Miss (3/17/22)
3 errors in a game	Luke Jarvis vs. Presbyterian (3/11/17)
4 errors in a game	Brett Burnham at Alabama (4/5/00)
3 double plays turned in a game	vs. Alabama (5/14/22)
4 double plays turned in a game	at #1 Arkansas (4/3/21)
5 double plays turned in a game	never
Triple play (Auburn)	vs. Memphis (5/22/78)
Triple play (Opponent)	at Florida [4th] (3/15/08)
Threw a runner out at HP to end game	Bryson Ware at Mississippi State (4/17/22)
MISC. SUPERLATIVES	
Won 10 or more consecutive games	15 (2/24-3/22/19)
Won 15 or more consecutive games	15 (2/24-3/22/19)
Won 8 or more consecutive SEC games	9 (4/1-21/95)
Lost 5 or more consecutive games	5 (4/2-11/21)
Home winning streak	21 (1964-66)
Road winning streak	14 (1967/1995)
Season-opening winning streak	17 (2/7-3/5/97)
Extra-innings victory	6-5, vs. Alabama State [10 inn] (4/19/22)
Extra-innings loss	4-5, at Texas A&M [11 inn] (3/26/22)
Swept a 3-game series	vs. Lipscomb (3/3-5/23)
Swept a road SEC series	at Alabama (4/20-21/18)
Swept a road SEC series	at Alabama (4/20-21/18)
Swept a SEC series	vs. South Carolina (4/22-24/22)
Swept a 4-game series	Rhode Island (3/4-6/22)
Swept a doubleheader	Rhode Island (3/5/22)
Allowed 3 runs or fewer in a three-game series	2, vs. Chicago State (3/6-8/20)
Allowed 3 runs or fewer in a four-game series	3, vs. Rhode Island (3/4-6/22)
Allowed 3 runs or fewer in a SEC series	3, vs. Miss. State (3/27-29/15)
Allowed 4 runs or fewer in a series	3, vs. UTSA (3/8-9/19)
Allowed 4 runs or fewer in a SEC series	4, vs. Georgia (4/23-25/15)
Allowed 3 runs or fewer in a road series	3, vs. Miss. State (3/27-29/15)
Allowed 3 runs or fewer in a SEC road series	3, vs. Miss. State (3/27-29/15)
Overcome a deficit of 7+ runs	7 runs, [7-0, 12-8] vs. Florida A&M (2/22/17)
Won a 1-0 game	vs. Mercer (5/30/15) [NCAA Regional]
Lost a 1-0 game	vs. Ohio State (2/15/14)
Walk-off win	vs. Lipscomb [9 inn.] (3/4/23)
Walk-off loss	at Mississippi State [9 inn.] (4/14/22)

AUBURN 2023 AUBURN BASEBALL GAME NOTES

3/10	SOUTHEASTERN (W, 7-1)	-	-	0.2	0	0	0	1	1	0	2.70	18
3/11	SOUTHEASTERN (L, 7-8)	-	-	1.1	0	0	0	0	1	0	1.93	19

CHASE ISBELLS' AUBURN APPEARANCES

2022 - JUNIOR YEAR												
Date	Opp (Res.)	DEC	QS	IP	H	R	ER	BB	SO	HR	ERA	NP
3/22	vs. South Alabama (W, 13-12)	-	-	1.0	1	0	0	0	1	0	0.00	18
3/26	at Texas A&M (L, 4-5 [11])	L	-	2.1	2	1	1	0	3	0	2.70	45
4/1	at LSU (L, 2-9)	-	-	0.2	3	5	5	2	0	0	13.50	27
4/5	at UAB (W, 6-4)	-	-	0.1	0	0	0	1	0	0	12.46	11
4/9	#12 VANDERBILT (L, 4-19)	-	-	1.0	5	3	3	0	1	0	15.19	31
4/15	at Mississippi State (L, 5-9)	-	-	1.0	1	0	0	1	2	0	12.79	21
4/22	KENNESAW STATE (W, 14-1)	-	-	1.0	0	0	0	1	1	0	11.05	15
4/29	at #1 Tennessee (L, 4-17)	-	-	1.0	1	0	0	0	1	0	9.72	12
5/7	#3 ARKANSAS (W, 5-3)	-	-	2.1	1	1	1	1	3	0	8.44	37
5/10	at Troy (W, 11-4)	W	-	1.0	0	0	0	1	1	0	7.71	17
5/17	at Samford (W, 8-4)	-	-	0.2	0	0	0	3	0	0	7.30	28
5/20	at Kentucky (L, 1-5)	-	-	2.0	2	0	0	1	3	0	6.28	32
6/12	at #3 Oregon State (L, 3-4)	-	-	2.2	0	0	0	2	4	0	5.29	41
6/21	vs. Arkansas (L, 1-11)	-	-	1.2	1	0	0	1	3	0	4.82	33

2023 - SENIOR YEAR

Date	Opp (Res.)	DEC	QS	IP	H	R	ER	BB	SO	HR	ERA	NP
2/18	INDIANA (W, 6-1)	-	-	1.2	2	1	1	1	2	0	5.40	36
2/21	vs. North Alabama (W, 13-1)	-	-	2.0	1	0	0	0	4	0	2.45	21
2/26	*USC (T, 12-12)	-	-	0.0	3	4	4	1	0	2	12.27	13
3/4	LIPSCOMB (W, 12-11)	-	-	3.1	4	2	2	0	7	1	9.00	56
3/8	at Jacksonville State (W, 6-3)	W	-	1.0	1	0	0	2	2	0	7.88	27
3/11	SOUTHEASTERN (L, 3-8)	L	-	1.1	2	3	3	0	1	0	9.64	25

CAMERON KESHOCK'S AUBURN APPEARANCES

2023 - FRESHMAN YEAR												
Date	Opp (Res.)	DEC	QS	IP	H	R	ER	BB	SO	HR	ERA	NP
3/1	FLORIDA A&M (W, 18-8)	-	-	0.0	2	4	4	1	0	0	99.00	10
3/11	SOUTHEASTERN (L, 7-8)	-	-	1.0	1	0	0	0	1	0	36.00	8

HAYDEN MURPHY'S AUBURN APPEARANCES

2023 - FRESHMAN YEAR												
Date	Opp (Res.)	DEC	QS	IP	H	R	ER	BB	SO	HR	ERA	NP
2/19	INDIANA (L, 2-11)	-	-	0.2	1	0	0	0	0	0	0.00	9
2/26	USC (T, 12-12)	-	-	1.1	1	0	0	1	0	0	0.00	21
3/5	LIPSCOMB (W, 4-3)	-	-	1.2	3	1	1	0	0	0	2.45	28
3/11	SOUTHEASTERN (L, 3-8)	-	-	0.2	1	0	0	0	0	0	2.08	12

DREW NELSON'S AUBURN APPEARANCES

2023 - FRESHMAN YEAR												
Date	Opp (Res.)	DEC	QS	IP	H	R	ER	BB	SO	HR	ERA	NP
2/19	*INDIANA (L, 2-11)	L	-	0.2	2	4	4	3	0	1	54.00	32
2/26	USC (T, 12-12)	-	-	1.2	4	4	4	0	1	0	30.86	26
3/11	SOUTHEASTERN (L, 7-8)	-	-	2.2	2	2	1	1	3	0	16.20	43

RYAN OLSON'S AUBURN APPEARANCES

2023 - FRESHMAN YEAR												
Date	Opp (Res.)	DEC	QS	IP	H	R	ER	BB	SO	HR	ERA	NP
2/19	INDIANA (L, 2-11)	-	-	0.1	1	1	1	2	0	0	27.00	16
3/1	FLORIDA A&M (W, 18-8)	-	-	1.0	2	0	0	0	2	0	6.75	26
3/11	SOUTHEASTERN (L, 7-8)	-	-	0.1	3	3	3	0	1	0	21.60	10

TOMMY SHEEHAN'S AUBURN APPEARANCES

2022 - FIFTH YEAR												
Date	Opp (Res.)	DEC	QS	IP	H	R	ER	BB	SO	HR	ERA	NP
2/18	*vs. Oklahoma (L, 0-3)	-	-	1.0	1	0	0	1	1	0	0.00	33
2/23	*TROY (W, 13-1)	-	-	3.0	1	1	1	3	1	0	2.25	43
3/6	RHODE ISLAND (W, 14-1)	S	-	3.0	0	0	0	1	5	0	1.29	47
3/13	MIDDLE TENNESSEE-G1 (W, 10-7) W	-	-	3.2	4	2	2	2	1	1	2.53	52
3/19	#1 OLE MISS (L, 2-15)	-	-	2.2	5	3	3	0	3	0	4.05	40
3/27	* at Texas A&M (W, 13-9)	-	-	1.0	3	5	5	4	0	0	6.91	38
4/9	#12 VANDERBILT (L, 4-19)	-	-	1.1	2	2	2	2	1	0	7.47	28
4/20	KENNESAW STATE (W, 14-1)	-	-	2.0	0	0	0	0	3	0	6.62	22
4/23	SOUTH CAROLINA (W, 8-6)	-	-	1.0	2	3	2	1	2	0	7.23	24
4/29	at #1 Tennessee (L, 4-17)	-	-	2.1	0	0	0	2	0	0	6.43	35
5/6	#3 ARKANSAS (L, 8-11)	-	-	1.0	1	0	0	0	0	0	6.14	19
5/8	#3 ARKANSAS (L, 4-7)	-	-	0.2	0	1	0	2	1	0	5.96	21
5/14	ALABAMA (W, 6-4)	-	-	4.0	1	0	0	1	4	0	5.06	65
5/20	at Kentucky (L, 1-5)	-	-	2.0	1	1	1	1	1	0	5.02	38
6/11	at #3 Oregon State (W, 7-5)	W	-	3.1	2	0	0	1	3	0	4.50	54
6/20	vs. #2 Stanford (W, 6-2)	-	-	1.2	2	0	0	1	3	0	4.28	33

2023 - SIXTH YEAR

Date	Opp (Res.)	DEC	QS	IP	H	R	ER	BB	SO	HR	ERA	NP
2/18	INDIANA (W, 6-1)	-	-	0.1	0	0	0	2	1	0	0.00	20

TOMMY VAIL'S AUBURN APPEARANCES

2022 - SIXTH YEAR												
Date	Opp (Res.)	DEC	QS	IP	H	R	ER	BB	SO	HR	ERA	NP
2/18	INDIANA (W, 6-1)	-	-	2.0	0	0	0	0	1	0	0.00	27
2/25	USC (W, 12-6)	-	-	1.2	1	0	0	2	2	0	0.00	32
3/1	*FLORIDA A&M (W, 18-8)	W	-	4.0	0	0	0	2	6	0	0.00	58
3/7	*UAB (W, 4-1)	W	-	5.2	0	0	0	2	8	0	0.00	87

SUPERLATIVES AND MISCELLANEOUS NOTES

STARTS BY POSITION

STARTING PITCHER

Christian Herberholz	3	2-1
Chase Allsup	2	2-0
Tanner Bauman	2	2-0
Konner Copeland	2	2-0
Zach Crotchfelt	2	1-1
Tommy Vail	2	2-0
Jospeh Gonzalez	1	1-0
Chase Isbell	1	0-0-1
Drew Nelson	1	0-1

CATCHER

Nate LaRue	11	8-2-1
Ryan Dyal	4	3-1
Carter Wright	1	1-0

FIRST BASE

Cooper McMurray	7	5-1-1
Ike Irish	5	3-2
Cam Hill	3	3-0
Brody Wortham	1	0-1

SECOND BASE

Caden Green	9	7-1-1
Brody Moss	6	5-1
Bryson Ware	1	0-1

THIRD BASE

Bryson Ware	15	12-2-1
Gavin Miller	1	0-1

SHORTSTOP

Cole Foster	14	12-1-1
Caden Green	2	0-2

LEFT FIELD

Bobby Peirce	7	5-1-1
Chris Stanfield	7	5-2
Mike Bello	1	1-0
Josh Hall	1	1-0

CENTER FIELD

Kason Howell	15	11-3-1
Chris Stanfield	1	1-0

RIGHT FIELD

Justin Kirby	16	12-3-1
--------------	----	--------

DESIGNATED HITTER

Ike Irish	11	9-1-1
Ryan Dyal	2	2-0
Mike Bello	1	0-1
Cam Hill	1	0-1
Bobby Peirce	1	1-0

2023 AUBURN & OPPONENT HIGHS

TEAM BATTING

	AUBURN	OPPONENT
Runs in a game	18, vs. FAMU [7] (3/1)	12, USC (2/26)
Runs in an inning	11 [1st], vs. FAMU [7] (3/1)	7, [6th] FAMU (3/1)
Most Hits in a game	17, vs. Lipscomb (3/4)	16, Lipscomb (3/4)
Fewest Hits in a game	4, vs. UAB (3/7)	3, vs. UAB (3/7)
Hits in an inning	7 [1st], vs. FAMU [7] (3/1)	6 [4th], Lipscomb (3/4)
2B in a game	8, vs. Lipscomb (3/4)	5, USC (2/26)
3B in a game	1, five times	1, USC (2/24)
HR in a game	3, two times	4, Lipscomb (3/4)
SB in a game	2, two times	3, Southeastern (3/11)
LOB in a game	13, vs. USC (2/26)	13, Southeastern (3/10)
K in a game	14, vs. Lipscomb (3/4)	14, two times
BB in a game	14, vs. FAMU [7] (3/1)	7, two times

TEAM PITCHING

	AUBURN	OPPONENT
K in a game	14, two times	14, Lipscomb (3/4)
BB in a game	7, two times	14, FAMU (3/1)
Pitchers used	7, vs. Indiana (2/19)	8, UAB (3/7)
Total Quality Starts	--	2

TEAM FIELDING

	AUBURN	OPPONENT
Errors in a game	2, two times	3, USC (2/26)
DP turned in a game	2, vs. Indiana (2/18)	3, Southeastern (3/11)

IND. BATTING

	AUBURN	OPPONENT
Hits in a game	4, three times	4, three times
Runs in a game	3, eight times	3, Cook [SLU] (3/11)
2B in a game	3, Howell vs. Lipscomb (3/3)	2, four times
3B in a game	1, five times	1, Overn [USC] (2/24)
HR in a game	2, Kirby vs. USC (2/26)	2, Kelly [LIP] (3/3)
RBI in a game	7, Kirby vs. USC (2/26)	4, Mathison [IU] (2/19)
XBH in a game	3, two times	2, six times
SB in a game	1, 11 times	2, Cook [SLU] (3/11)
BB in a game	3, five times	2, 11 times
HBP in a game	1, 20 times	2, Jessee [IU] (2/17)
K in a game	4, Kirby vs. Lipscomb (3/4)	3, seven times
Hitting Streak	14, Ware (2/17-3/10)	3, eight times
Consec. G w/HR	4, Ware (3/3-7)	2, three times

IND. PITCHING

	AUBURN	OPPONENT
K by a starter	8, Vail vs. UAB (3/7)	6, two times
K by a reliever	7, Isbell vs. Lipscomb (3/4)	7, Van Treek [LIP] (3/4)
BB by a starter	3, three times	5, Landry [SLU] (3/11)
BB by a reliever	3, two times	5, Langley [FAMU] (3/1)
IP by a starter	5.2, vs. UAB (3/7)	7.0, Tucker [LIP] (3/5)
IP by a reliever	3.2, three times	4.0, Van Treek [LIP] (3/4)

MISCELLANEOUS

	AUBURN
Biggest comeback win	3, vs. USC (2/25)
Biggest blown lead loss	3, vs. Southeastern (3/11)
Largest margin of victory	12, vs. UNA [7] (2/21)
Largest margin of defeat	9, vs. Indiana (2/19)
Longest game, Time	3:48, vs. USC (2/26)
Longest game, Time (9 inn)	3:48, vs. USC (2/26)
Shortest game, Time (9 inn)	2:13, vs. UAB (3/7)
Longest game, Innings	9, 14 times
Largest crowd, Home	4,097, three times
Largest crowd, Road	1,988, at JSU (3/8)
Largest crowd, Neutral	5,448, vs. UNA [7] (2/21)

STARTS BY ORDER

LEADOFF

Kason Howell	7	5-2
Bobby Peirce	7	5-1-1
Mike Bello	1	1-0
Josh Hall	1	1-0

2ND SPOT

Cole Foster	12	10-1-1
Brody Moss	2	2-0
Mike Bello	1	0-1
Chris Stanfield	1	0-1

3RD SPOT

Justin Kirby	11	10-0-1
Ike Irish	5	2-3

CLEANUP

Ike Irish	11	10-0-1
Justin Kirby	3	2-1
Bryson Ware	2	0-2

5TH SPOT

Bryson Ware	11	10-0-1
Justin Kirby	2	0-2
Nate LaRue	2	2-0
Cooper McMurray	1	0-1

6TH SPOT

Ryan Dyal	5	4-1
Kason Howell	4	2-1-1
Chris Stanfield	4	3-1
Cole Foster	1	1-0
Cooper McMurray	1	1-0
Bobby Peirce	1	1-0

7TH SPOT

Cooper McMurray	3	3-0-1
Chris Stanfield	3	3-0
Cam Hill	2	2-0
Kason Howell	2	2-0
Bryson Ware	2	1-1
Ryan Dyal	1	1-0
Cole Foster	1	1-0
Gavin Miller	1	0-1
Brody Moss	1	0-1

8TH SPOT

Nate LaRue	9	6-2-1
Cam Hill	2	1-1
Cooper McMurray	2	2-0
Bryson Ware	1	1-0
Brody Wortham	1	1-0
Carter Wright	1	1-0

9TH SPOT

Caden Green	11	7-3-1
Kason Howell	2	2-0
Brody Moss	3	3-0

PITCHING NOTES

2023 BULLPEN BY NUMBERS

Total App.....	53
Saves/Opp.....	6/6
IR/IRS.....	53/23
BA Against.....	.260
ERA.....	5.49

SAVES/OPP

Will Cannon.....	3/3
Chase Allsup.....	2/2
John Armstrong.....	1/1

INHERITED RUNNERS/SCORED

Chase Allsup.....	2/0
John Armstrong.....	11/0
Will Cannon.....	8/5
Parker Carlson.....	12/8
Konner Copeland.....	1/1
Zach Crotchfelt.....	2/0
Christian Herberholz.....	2/0
Trevor Horne.....	3/1
Chase Isbell.....	6/2
Hayden Murphy.....	6/6

1ST BATTER FACED/RETIRED

Chase Allsup.....	3/2
John Armstrong.....	7/6
Tanner Bauman.....	2/2
Will Cannon.....	6/3
Parker Carlson.....	6/3
Konner Copeland.....	2/1
Zach Crotchfelt.....	2/2
Christian Herberholz.....	2/1
Trevor Horne.....	4/3
Chase Isbell.....	5/2
Cameron Keshock.....	2/0
Hayden Murphy.....	4/3
Drew Nelson.....	2/1
Ryan Olson.....	3/1
Tommy Sheehan.....	1/0
Tommy Vail.....	2/1

RELIEF ERA

Tommy Sheehan.....	0.00
Tommy Vail.....	0.00
Trevor Horne.....	1.93
Hayden Murphy.....	2.08
John Armstrong.....	2.35
Will Cannon.....	3.72
Tanner Bauman.....	4.26
Parker Carlson.....	4.50
Chase Allsup.....	4.91
Chase Isbell.....	5.79
Zach Crotchfelt.....	7.36
Drew Nelson.....	10.38
Konner Copeland.....	13.50
Christian Herberholz.....	16.20
Ryan Olson.....	21.60
Cameron Keshock.....	36.00

2023 Auburn Baseball
Team Game-by-Game for Auburn (as of Mar 12, 2023)
Pitching (All games)

Date	Opponent	ip	h	r	er	bb	so	2b	3b	hr	wp	bk	hbp	dp	ibb	score	w-l	sv	era
Feb 17	INDIANA	9.0	5	4	3	4	12	0	0	1	0	0	3	0	0	8-4	1-0	0	3.00
Feb 18	INDIANA	9.0	4	1	1	3	5	1	0	0	0	0	1	2	0	6-1	2-0	0	2.00
Feb 19	INDIANA	9.0	14	11	11	7	7	4	0	1	1	0	1	0	0	2-11	2-1	0	5.00
Feb 21	vs North Alabama	7.0	5	1	1	0	12	3	0	0	0	0	0	0	0	13-1	3-1	0	4.24
Feb 24	USC	9.0	8	3	3	6	6	2	1	0	0	0	1	1	0	5-3	4-1	1	3.98
Feb 25	USC	9.0	9	6	5	7	8	2	0	1	0	0	0	1	0	12-6	5-1	2	4.15
Feb 26	USC	9.0	15	12	12	4	6	5	0	2	2	0	1	0	0	12-12	5-1	2	5.31
Mar 01	FLORIDA A&M	7.0	7	8	6	5	14	0	0	1	0	0	1	0	0	18-8	6-1	2	5.56
Mar 03	LIPSCOMB	9.0	7	3	3	3	14	2	0	3	0	0	1	1	0	7-3	7-1	3	5.26
Mar 04	LIPSCOMB	9.0	16	11	11	3	11	1	0	4	0	0	0	0	0	12-11	8-1	3	5.86
Mar 05	LIPSCOMB	9.0	6	3	3	4	7	0	0	1	3	0	1	0	0	4-3	9-1	3	5.59
Mar 07	UAB	9.0	3	1	1	3	11	0	0	0	1	0	0	0	0	4-1	10-1	4	5.19
Mar 08	at Jacksonville Stat	9.0	7	3	2	4	13	3	0	0	2	0	0	0	0	6-3	11-1	5	4.94
Mar 10	SOUTHEASTERN	9.0	7	1	1	3	7	1	0	0	1	0	4	0	0	7-1	12-1	6	4.65
Mar 11	SOUTHEASTERN	9.0	14	8	6	4	9	1	0	1	1	0	0	1	0	3-8	12-2	6	4.74
Mar 11	SOUTHEASTERN	9.0	13	8	7	3	9	4	0	0	2	0	2	0	0	7-8	12-3	6	4.89
Totals		140.0	140	84	76	63	151	29	1	15	13	0	16	6	0	126-84	12-3	6	4.89

AUBURN STARTING PITCHER BREAKDOWN

Starter	GS	Quality Starts	Run Support	RS/Start	Auburn Record
Herberholz	3	--	12	4.0	2-1
Allsup	2	--	1	0.5	2-0
Bauman	2	--	4	2.0	2-0
Copeland	2	--	9	4.5	2-0
Crotchfelt	2	--	3	1.5	2-0
Vail	2	--	16	8.0	2-0
Gonzalez	1	--	4	4.0	1-0
Isbell	1	--	0	0.0	0-0-1
Nelson	1	--	0	0.0	0-1

Auburn Overall Rankings			Auburn SEC-Only Rankings		
Category	Rank	No.	Category	Rank	No.
ERA	12th	4.89	ERA	--	--
Opp BA	13th	.257	Opp BA	--	--
Hits Allowed	14th	140	Hits Allowed	--	--
Walks	7th	63	Walks	--	--
Strikeouts	13th	151	Strikeouts	--	--

AUBURN PITCHING BREAKDOWN

	W-L	ERA	IP	H	R	ER	BB	K	HR	AVG	W-L	ERA	IP	H	R	ER	BB	K	HR	AVG	
STARTERS	4-2	3.99	56.1	54	26	25	24	59	9	.264	HOME	10-3	5.30	124.0	128	80	73	59	126	15	.264
RELIEVERS	8-1	5.49	83.2	86	58	51	39	92	6	.260	ROAD	1-0	2.00	9.0	7	3	2	4	13	0	.200
TOTALS	12-3	4.89	140.0	140	84	76	63	151	15	.257	NEUT.	1-0	1.29	7.0	5	1	1	0	12	0	.200

HITTING NOTES

2023 MULTI-HIT GAMES

	2	3	4	5+	Total
Ike Irish	8	3	1	-	12
Bryson Ware	3	4	-	-	7
Cole Foster	2	2	2	-	6
Chris Stanfield	5	-	-	-	5
Kason Howell	3	1	-	-	4
Justin Kirby	3	-	-	-	3
Bobby Peirce	1	2	-	-	3
Caden Green	3	-	-	-	3
Cooper McMurray	-	1	-	-	1
Brody Moss	1	-	-	-	1

CAREER AUBURN MULTI-HIT GAMES

	2	3	4	5+	Total
Kason Howell	40	17	1	-	58
Bryson Ware	14	8	-	-	22
Cam Hill	13	4	-	-	17
Cole Foster	9	4	3	-	16
Bobby Peirce	8	5	-	-	13
Ike Irish	8	3	1	-	12
Nate LaRue	8	1	-	-	9
Ryan Dyal	7	-	-	-	7
Josh Hall	5	1	-	-	6
Mike Bello	3	2	-	-	5
Chris Stanfield	5	-	-	-	5
Justin Kirby	3	-	-	-	3
Caden Green	3	-	-	-	3
Cooper McMurray	-	1	-	-	1
Brody Moss	1	-	-	-	1

2023 MULTI-RBI GAMES

	2	3	4	5+	Total
Ike Irish	3	2	-	-	5
Bryson Ware	1	4	-	-	5
Cole Foster	2	1	1	-	4
Justin Kirby	2	1	-	1	4
Chris Stanfield	4	-	-	-	4
Kason Howell	3	-	-	-	3
Bobby Peirce	1	2	-	-	3
Cooper McMurray	-	2	-	-	2
Josh Hall	1	-	-	-	1
Cam Hill	1	-	-	-	1
Brody Moss	1	-	-	-	1

CAREER AUBURN MULTI-RBI GAMES

	2	3	4	5+	Total
Kason Howell	14	7	-	1	22
Bryson Ware	8	4	2	2	16
Cole Foster	7	3	2	1	13
Cam Hill	7	3	1	-	11
Nate LaRue	9	1	-	1	11
Bobby Peirce	7	4	-	-	11
Ryan Dyal	5	3	1	-	9
Ike Irish	3	2	-	-	5
Josh Hall	3	1	-	-	4
Justin Kirby	2	1	-	1	4
Chris Stanfield	4	-	-	-	4
Mike Bello	3	-	-	-	3
Cooper McMurray	-	2	-	-	2
Brody Moss	1	-	-	-	1

CAREER AUBURN STARTS

	Career	Consec.
Kason Howell	204	3
Bryson Ware	76	16
Cole Foster	70	-
Nate LaRue	67	-
Cam Hill	60	1
Ryan Dyal	55	1
Bobby Peirce	49	-
Mike Bello	29	-
Josh Hall	17	-
Ike Irish	16	16
Justin Kirby	16	16
Caden Green	11	4
Chris Stanfield	8	8
Cooper McMurray	7	-
Brody Moss	6	-
Gavin Miller	1	1
Brody Wortham	1	-
Carter Wright	1	-

TEAM NOTES

Auburn Overall SEC Rankings			Auburn SEC-Only Rankings		
Category	Rank	No.	Category	Rank	No.
Avg.	8th	.313	Avg.	--	--
Hits	9th	167	Hits	--	--
2B	T-2nd	39	2B	--	--
HR	T-10th	20	HR	--	--
BB	T-7th	90	BB	--	--

2023 AUBURN HOME RUNS

No.	Player (#)	Opponent (Date)	On	Outs	Inn.	Pitcher
1	Justin Kirby (1)	Indiana (2/17)	1	0	4	Levy (R)
2	Justin Kirby (2)	Indiana (2/19)	0	0	8	Kraft (L)
3	Bobby Peirce (1)	North Alabama (2/21)	0	1	5	Malecha (R)
4	Bryson Ware (1)	North Alabama (2/21)	1	0	6	Malecha (R)
5	Justin Kirby (3)	USC (2/24)	0	2	7	Blum (R)
6	Bryson Ware (2)	USC (2/25)	1	2	8	Wisch (R)
7	Cooper McMurray (1)	USC (2/25)	1	2	8	Wisch (R)
8	Bryson Ware (3)	USC (2/26)	0	2	1	Hammond (R)
9	Justin Kirby (4)	USC (2/26)	2	2	2	Hammond (R)
10	Justin Kirby (5)	USC (2/26)	3	0	5	Sodersten (R)
11	Justin Kirby (6)	Florida A&M (3/1)	2	0	1	Tease (R)
12	Cooper McMurray (2)	Florida A&M (3/1)	2	0	1	Tease (R)
13	Cole Foster (1)	Florida A&M (3/1)	2	0	1	Langely (R)
14	Bryson Ware (4)	Lipscomb (3/3)	0	0	4	Dunkleberger (L)
15	Bryson Ware (5)	Lipscomb (3/4)	1	0	8	Kantola (R)
16	Bryson Ware (6)	Lipscomb (3/5)	2	2	8	Thompson (L)
17	Bryson Ware (7)	UAB (3/7)	1	1	4	Haines (R)
18	Cole Foster (2)	Southeastern (3/10)	2	2	6	Robb (R)
19	Chris Stanfield (1)	Southeastern (3/11)	1	1	2	Kinzeler (R)
20	Kason Howell (1)	Southeastern (3/11)	0	0	6	Landry (R)

AUBURN HITTING STREAKS

	Current	'23	Career
Mike Bello	-	1	6
Ryan Dyal	2	2	4
Cole Foster	10	10	10
Caden Green	-	2	2
Josh Hall	-	1	4
Cam Hill	-	2	8
Kason Howell	3	4	9
Ike Irish	4	10	10
Justin Kirby	-	5	5
Nate LaRue	-	2	4
C. McMurray	-	1	1
Gavin Miller	1	1	1
Brody Moss	-	1	2
Bobby Peirce	-	4	11
Chris Stanfield	4	5	5
Bryson Ware	-	14	15
Brody Wortham	-	1	1

AUBURN REACHED BASE STREAKS

	Current	'23	Career
Mike Bello	-	2	8
Ryan Dyal	2	2	15
Cole Foster	14	14	14
Caden Green	2	4	4
Josh Hall	-	1	5
Cam Hill	-	2	8
Kason Howell	4	8	23
Ike Irish	4	11	11
Justin Kirby	4	5	5
Nate LaRue	-	2	7
C. McMurray	5	5	5
Gavin Miller	1	2	2
Brody Moss	-	3	3
Bobby Peirce	-	4	20
Chris Stanfield	4	5	5
Bryson Ware	17	16	17
Brody Wortham	-	2	2
Carter Wright	-	1	1

BUNT HITS

Player	No.
Jason Hall.....	1
Kason Howell.....	1
Ike Irish.....	1
Bryson Ware.....	1
TOTAL	4

SAC BUNTS

Player	No.
Bryson Ware.....	2
Cole Foster.....	1
Caden Green.....	1
TOTAL	4

SAC FLIES

Player	No.
Bryson Ware.....	2
Mike Bello.....	1
Kason Howell.....	1
Nate LaRue.....	1
Brody Moss.....	1
Bobby Peirce.....	1
TOTAL	7

OUTFIELD ASSISTS

Player	No.
Josh Hall.....	1
Justin Kirby.....	1
TOTAL	2

PINCH HITS

Player	No.
Mike Bello.....	1
Cam Hill.....	1
Gavin Miller.....	1
Chris Stanfield.....	1
TOTAL	4

AUBURN CAREER HOME RUN BREAKDOWN

	1R	2R	3R	GS	Career	Home	Road	Last
Bello	1	--	--	--	1	--	1	3/26/22
Dyal	3	3	--	1	7	6	1	3/17/22
Foster	4	2	4	1	11	8	3	3/10/23
Hill	2	3	--	1	6	6	--	6/4/22
Howell	5	3	2	--	10	4	6	3/11/23
Kirby	2	1	2	1	6	6	--	3/1/23
LaRue	5	3	--	--	8	6	2	6/3/22
McMurray	--	1	1	--	2	2	--	3/1/23
Peirce	8	2	1	--	11	5	6	2/21/23
Stanfield	--	1	--	--	1	1	--	3/11/23
Ware	4	8	1	1	14	11	3	3/7/23

AUBURN 2023 GAME-BY-GAME STARTING LINEUPS

DATE	OPP	1	2	3	4	5	6	7	8	9	SP
2/17	Indiana	Peirce	Foster	Irish	Kirby	LaRue	McMurray	Howell	Ware	Green	Allsup
2/18	Indiana	Peirce	Foster	Irish	Kirby	LaRue	Howell	Ware	Wortham	Green	Gonzalez
2/19	Indiana	Peirce	Foster	Irish	Kirby	McMurray	Howell	Ware	LaRue	Green	Nelson
2/21	vs. North Alabama	Peirce	Moss	Kirby	Irish	Ware	Dyal	Foster	Hill	Howell	Copeland
2/24	USC	Peirce	Moss	Kirby	Irish	Ware	Foster	Hill	LaRue	Howell	Allsup
2/25	USC	Peirce	Foster	Kirby	Irish	Ware	Howell	McMurray	LaRue	Moss	Herberholz
2/26	USC	Peirce	Foster	Kirby	Irish	Ware	Howell	McMurray	LaRue	Green	Isbell
3/1	Florida A&M	Hall	Foster	Kirby	Irish	Ware	Dyal	Howell	McMurray	Moss	Vail
3/3	Lipscomb	Howell	Foster	Kirby	Irish	Ware	Stanfield	McMurray	LaRue	Green	Bauman
3/4	Lipscomb	Howell	Foster	Kirby	Irish	Ware	Dyal	Stanfield	McMurray	Green	Herberholz
3/5	Lipscomb	Howell	Foster	Kirby	Irish	Ware	Stanfield	Hill	LaRue	Green	Crotchfelt
3/7	UAB	Howell	Foster	Kirby	Irish	Ware	Peirce	Stanfield	LaRue	Moss	Vail
3/8	at Jacksonville State	Bello	Foster	Kirby	Irish	Ware	Dyal	Stanfield	Wright	Green	Copeland
3/10	Southeastern	Howell	Foster	Kirby	Irish	Ware	Stanfield	Dyal	LaRue	Green	Bauman
3/11	Southeastern	Howell	Bello	Irish	Ware	Kirby	Stanfield	Moss	LaRue	Green	Crotchfelt
3/11	Southeastern	Howell	Stanfield	Irish	Ware	Kirby	Dyal	Miller	Hill	Green	Herberholz
3/14	Georgia Tech										
3/17	at Arkansas*										
3/18	at Arkansas*										
3/19	at Arkansas*										
3/21	vs. South Alabama										
3/23	Georgia*										
3/24	Georgia*										
3/25	Georgia*										
3/28	North Alabama										
3/31	at Florida*										
4/1	at Florida*										
4/2	at Florida*										
4/4	at UAB										
4/6	Texas A&M*										
4/7	Texas A&M*										
4/8	Texas A&M*										
4/11	at Georgia Tech										
4/14	at Alabama*										
4/15	at Alabama*										
4/16	at Alabama*										
4/18	Samford										
4/21	Mississippi State*										
4/22	Mississippi State*										
4/23	Mississippi State*										
4/25	Troy										
4/28	at South Carolina*										
4/29	at South Carolina*										
4/30	at South Carolina*										
5/5	LSU*										
5/6	LSU*										
5/7	LSU*										
5/9	vs. Samford										
5/11	at Ole Miss*										
5/12	at Ole Miss*										
5/13	at Ole Miss*										
5/16	Jacksonville State										
5/18	Missouri*										
5/19	Missouri*										
5/20	Missouri*										

* - SEC Game

AUBURN 2023 GAME-BY-GAME STARTERS

DATE	OPP	SP	C	1B	2B	3B	SS	LF	CF	RF	DH
2/17	Indiana	Allsup	LaRue	McMurray	Green	Ware	Foster	Peirce	Howell	Kirby	Irish
2/18	Indiana	Gonzalez	LaRue	Wortham	Green	Ware	Foster	Peirce	Howell	Kirby	Irish
2/19	Indiana	Nelson	LaRue	McMurray	Green	Ware	Foster	Peirce	Howell	Kirby	Irish
2/21	vs. North Alabama	Copeland	Dyal	Hill	Moss	Ware	Foster	Peirce	Howell	Kirby	Irish
2/24	USC	Allsup	LaRue	Hill	Moss	Ware	Foster	Peirce	Howell	Kirby	Irish
2/25	USC	Herberholz	LaRue	McMurray	Moss	Ware	Foster	Peirce	Howell	Kirby	Irish
2/26	USC	Isbell	LaRue	McMurray	Green	Ware	Foster	Peirce	Howell	Kirby	Irish
3/1	Florida A&M	Vail	Dyal	McMurray	Moss	Ware	Foster	Hall	Howell	Kirby	Irish
3/3	Lipscomb	Bauman	LaRue	McMurray	Green	Ware	Foster	Stanfield	Howell	Kirby	Irish
3/4	Lipscomb	Herberholz	Dyal	McMurray	Green	Ware	Foster	Stanfield	Howell	Kirby	Irish
3/5	Lipscomb	Crotchfelt	LaRue	Hill	Green	Ware	Foster	Stanfield	Howell	Kirby	Irish
3/7	UAB	Vail	LaRue	Irish	Moss	Ware	Foster	Stanfield	Howell	Kirby	Peirce
3/8	at Jacksonville State	Copeland	Wright	Irish	Green	Ware	Foster	Bello	Stanfield	Kirby	Dyal
3/10	Southeastern	Bauman	LaRue	Irish	Green	Ware	Foster	Stanfield	Howell	Kirby	Dyal
3/11	Southeastern	Crotchfelt	LaRue	Irish	Moss	Ware	Green	Stanfield	Howell	Kirby	Bello
3/11	Southeastern	Herberholz	Dyal	Irish	Ware	Miller	Green	Stanfield	Howell	Kirby	Hill
3/14	Georgia Tech										
3/17	at Arkansas*										
3/18	at Arkansas*										
3/19	at Arkansas*										
3/21	vs. South Alabama										
3/23	Georgia*										
3/24	Georgia*										
3/25	Georgia*										
3/28	North Alabama										
3/31	at Florida*										
4/1	at Florida*										
4/2	at Florida*										
4/4	at UAB										
4/6	Texas A&M*										
4/7	Texas A&M*										
4/8	Texas A&M*										
4/11	at Georgia Tech										
4/14	at Alabama*										
4/15	at Alabama*										
4/16	at Alabama*										
4/18	Samford										
4/21	Mississippi State*										
4/22	Mississippi State*										
4/23	Mississippi State*										
4/25	Troy										
4/28	at South Carolina*										
4/29	at South Carolina*										
4/30	at South Carolina*										
5/5	LSU*										
5/6	LSU*										
5/7	LSU*										
5/9	vs. Samford										
5/11	at Ole Miss*										
5/12	at Ole Miss*										
5/13	at Ole Miss*										
5/16	Jacksonville State										
5/18	Missouri*										
5/19	Missouri*										
5/20	Missouri*										

* - SEC Game

2023 OVERALL STATS



**2023 Auburn Baseball
Overall Statistics for Auburn (as of Mar 11, 2023)
(All games Sorted by Batting avg)**



Record: 12-3-1 Home: 10-3-1 Away: 1-0 Neutral: 1-0 SEC: 0-0

Player	avg	gp-gs	ab	r	h	2b	3b	hr	rbi	tb	slg%	bb	hp	so	gdp	ob%	sf	sh	sb-att	po	a	e	fld%	
18 Irish, Ike	.477	16-16	65	16	31	11	1	0	16	44	.677	9	0	9	4	.541	0	0	1-1	32	2	0	1.000	
8 Ware, Bryson	.455	16-16	55	15	25	7	1	7	20	55	1.000	9	3	10	2	.536	2	2	1-1	7	24	2	.939	
7 Foster, Cole	.442	14-14	52	16	23	3	0	2	17	32	.615	12	1	7	0	.554	0	1	1-3	12	41	1	.981	
3 Stanfield, Chris	.438	12-8	32	6	14	3	2	1	10	24	.750	3	3	6	0	.526	0	0	2-2	20	0	0	1.000	
27 Peirce, Bobby	.344	9-8	32	6	11	1	0	1	9	15	.469	0	0	3	0	.333	1	0	0-0	17	0	1	.944	
5 Howell, Kason	.281	15-15	57	12	16	8	0	1	7	27	.474	5	3	11	0	.364	1	0	0-0	37	0	0	1.000	
1 Green, Caden	.243	13-11	37	8	9	2	0	0	1	11	.297	5	1	6	1	.349	0	1	1-2	16	26	2	.955	
14 Kirby, Justin	.224	16-16	58	16	13	4	1	6	17	37	.638	15	2	18	0	.400	0	0	1-1	19	1	0	1.000	
24 LaRue, Nate	.079	13-11	38	3	3	0	0	0	3	3	.079	6	0	15	0	.200	1	0	3-3	106	9	1	.991	

11 Miller, Gavin	.400	4-1	5	1	2	0	0	0	0	2	.400	2	1	1	0	.625	0	0	0-0	0	3	1	.750	
6 Dyal, Ryan	.263	7-6	19	4	5	0	0	0	3	5	.263	3	1	3	0	.391	0	0	0-0	31	4	1	.972	
26 McMurray, Cooper	.250	7-7	20	8	5	0	0	2	6	11	.550	6	2	9	0	.464	0	0	0-0	49	1	1	.980	
16 Hill, Cam	.250	7-4	12	1	3	0	0	0	2	3	.250	4	0	3	2	.438	0	0	0-0	19	0	0	1.000	
9 Moss, Brody	.188	7-6	16	4	3	0	0	0	4	3	.188	5	1	3	0	.391	1	0	0-0	6	10	1	.941	
2 Hall, Josh	.167	12-1	6	4	1	0	0	0	2	1	.167	2	0	3	0	.375	0	0	1-1	2	1	0	1.000	
31 Bello, Mike	.154	8-2	13	4	2	0	0	0	2	2	.154	2	0	4	0	.250	1	0	0-0	7	0	0	1.000	
10 Wortham, Brody	.100	8-1	10	2	1	0	0	0	1	1	.100	2	1	2	0	.308	0	0	0-0	23	1	0	1.000	
4 Wright, Carter	.000	5-1	7	0	0	0	0	0	0	0	.000	0	1	2	1	.125	0	0	0-0	13	4	0	1.000	
Totals	.313	16	534	126	167	39	5	20	120	276	.517	90	20	115	10	.426	7	4	11-14	420	146	11	.981	
Opponents	.257	16	544	84	140	29	1	15	78	216	.397	63	16	151	3	.348	7	5	15-16	390	138	14	.974	

LOB - Team (139), Opp (131). DPs turned - Team (6), Opp (11). IBB - Team (3), Ware, B. 2, Foster, C. 1.

(All games Sorted by Earned run avg)

Player	era	w-l	app	gs	cg	sho	sv	ip	h	r	er	bb	so	2b	3b	hr	b/avg	wp	hp	bks	sfa	sha
21 Vail, Tommy	0.00	2-0	4	2	0	0/0	0	13.1	1	0	0	6	17	0	0	0	.024	0	0	0	0	0
41 Armstrong, John	2.35	4-0	7	0	0	0/0	1	15.1	4	4	4	5	13	1	0	1	.078	2	3	0	0	0
25 Bauman, Tanner	3.21	1-0	4	2	0	0/0	0	14.0	13	6	5	6	14	3	1	1	.245	0	3	0	1	2
54 Copeland, Konner	3.97	1-0	4	2	0	0/0	0	11.1	12	5	5	1	13	4	0	1	.273	0	0	0	1	0
77 Crotchfelt, Zach	4.41	0-0	4	2	0	0/0	0	16.1	13	8	8	9	16	2	0	1	.220	3	0	0	0	0
46 Allsup, Chase	4.85	0-0	5	2	0	0/0	2	13.0	16	7	7	7	16	2	0	2	.314	1	2	0	1	1
29 Herberholz, Christia	9.26	0-1	5	3	0	0/0	0	11.2	21	14	12	4	12	7	0	3	.389	3	0	0	1	0

45 Gonzalez, Joseph	0.00	1-0	1	1	0	0/0	0	5.0	2	0	0	0	1	1	0	0	.125	0	0	0	0	0
20 Sheehan, Tommy	0.00	0-0	1	0	0	0/0	0	0.1	0	0	0	2	1	0	0	0	.000	0	1	0	0	0
17 Horne, Trevor	1.93	0-0	4	0	0	0/0	0	4.2	2	1	1	1	5	0	0	1	.125	1	0	0	0	0
22 Murphy, Hayden	2.08	0-0	4	0	0	0/0	0	4.1	6	1	1	1	0	1	0	0	.333	0	1	0	0	1
33 Cannon, Will	3.72	1-0	6	0	0	0/0	3	9.2	14	6	4	6	11	3	0	1	.341	1	1	0	1	1
23 Carlson, Parker	4.50	1-0	6	0	0	0/0	0	4.0	6	4	2	4	8	1	0	0	.316	1	2	0	1	0
43 Isbell, Chase	9.64	1-1	6	1	0	0/0	0	9.1	13	10	10	4	16	0	0	3	.310	0	0	0	0	0
12 Nelson, Drew	16.20	0-1	3	1	0	0/0	0	5.0	8	10	9	4	4	3	0	1	.364	1	2	0	1	0
44 Olson, Ryan	21.60	0-0	3	0	0	0/0	0	1.2	6	4	4	2	3	0	0	0	.600	0	0	0	0	0
47 Keshock, Cameron	36.00	0-0	2	0	0	0/0	0	1.0	3	4	4	1	1	1	0	0	.500	0	1	0	0	0
Totals	4.89	12-3	16	16	0	0/0	6	140.0	140	84	76	63	151	29	1	15	.257	13	16	0	7	5
Opponents	8.03	3-12	16	16	0	0/0	2	130.0	167	126	116	90	115	39	5	20	.313	16	20	2	7	4

PB - Team (1), Wright, C. 1, Opp (1). Pickoffs - Team (2), LaRue, N. 1, Crotchfelt, Z 1. SBA/ATT - LaRue, N. (10-11), Dyal, R. (3-3), Olson, R. (2-2), Nelson, D. (2-2), Isbell, C. (2-2), Crotchfelt, Z (1-2), Wright, C. (2-2), Carlson, P. (1-1), Herberholz, C (1-1), Allsup, C. (1-1), Bauman, T. (1-1), Horne, T. (1-1), Murphy, H. (1-1), Vail, T. (1-1), Cannon, W. (1-1).

2023 GAME SUMMARY



**2023 Auburn Baseball
Games Summary for Auburn (as of Mar 12, 2023)
(All games)**



Score by innings	1	2	3	4	5	6	7	8	9	Total
Auburn	22	13	16	17	13	17	9	11	8	126
Opponents	12	4	11	12	5	15	6	12	7	84

Record when ...

Overall	12-3-1	After 6 leading	9-1-1
Conference	0-0 trailing	3-2
Non-Conference	12-3-1 tied	0-0
Home games	10-3-1	After 7 leading	8-1
Away games	1-0 trailing	2-2
Neutral site	1-0 tied	0-0-1
Day games	5-3-1	After 8 leading	9-0
Night games	7-0 trailing	0-3
vs Left starter	3-0 tied	1-0-1
vs Right starter	9-3-1		
1-Run games	2-1	Hit 0 home runs	2-0
2-Run games	1-0	... 1 home run	7-3
5+Run games	5-2	... 2+ home runs	3-0-1
Extra innings	0-0		
Shutouts	0-0	Opponent 0 home runs	6-1
	 1 home run	4-2
	 2+ HRs	2-0-1
Scoring 0-2 runs	0-1		
..... 3-5 runs	3-1		
..... 6-9 runs	5-1	Made 0 errors	6-1
..... 10+ runs	4-0-1 1 error	5-1-1
	 2+ errors	1-1
Opponent 0-2 runs	4-0		
..... 3-5 runs	5-0	Opp. made 0 errors	6-2
..... 6-9 runs	2-2 1 error	2-1
..... 10+ runs	1-1-1 2+ errors	4-0-1
Scored in 1st inning	4-0-1	Out-hit opponent	11-0
Opp. scored in 1st	2-2-1	Out-hit by opponent	0-3
Scores first	7-1	Hits are tied	1-0-1
Opp. scores first	5-2-1		

Record when team scores:

Runs	0	1	2	3	4	5	6	7	8	9	10+
W-L	0-0	0-0	0-1	0-1	2-0	1-0	2-0	2-1	1-0	0-0	4-0

Record when opponent scores:

Runs	0	1	2	3	4	5	6	7	8	9	10+
W-L	0-0	4-0	0-0	4-0	1-0	0-0	1-0	0-0	1-2	0-0	1-1

Record when leading after:

Inn.	1	2	3	4	5	6	7	8
W-L	4-0	4-1	6-1	8-1	8-1	9-1	8-1	9-0

Record when trailing after:

Inn.	1	2	3	4	5	6	7	8
W-L	2-2	2-2	2-2	2-2	2-2	3-2	2-2	0-3


Record when tied after:

Inn.	1	2	3	4	5	6	7	8
W-L	6-1	6-0	4-0	2-0	2-0	0-0	0-0	1-0

Current losing streak: 2
 Longest winning streak: 10
 Longest losing streak: 2

Home attendance : 46645 (14 dates avg = 3331)
 Away attendance : 7436 (2 dates avg = 3718)
 Total attendance: 54081 (16 dates avg = 3380)

TV/RADIO ROSTER



1 CADEN GREEN



2 JOSH HALL




3 CHRIS STANFIELD



4 CARTER WRIGHT



5 KASON HOWELL



6 RYAN DYAL



7 COLE FOSTER



8 BRYSON WARE



9 BRODY MOSS



10 BRODY WORTHAM




11 GAVIN MILLER



12 DREW NELSON



14 JUSTIN KIRBY




16 CAM HILL



17 TREVOR HORNE



18 IKE IRISH



20 TOMMY SHEEHAN



21 TOMMY VAIL



22 HAYDEN MURPHY



23 PARKER CARLSON



24 NATE LARUE



25 TANNER BAUMAN




26 COOPER MCMURRAY



27 BOBBY PEIRCE




28 ELLIOT BRAY



29 CHRISTIAN HERBERHOLZ



31 MIKE BELLO



33 WILL CANNON



37 MASON LAND



41 JOHN ARMSTRONG



43 CHASE ISBELL



44 RYAN OLSON




45 JOSEPH GONZALEZ



46 CHASE ALLSUP




47 CAMERON KESHOCK



51 TY MAULDIN



54 KONNER COPELAND



77 ZACH CROTCHFELT



30 BUTCH THOMPSON



36 KARL NONEMAKER



39 GABE GROSS



40 DARON SCHOENROCK