



2022 AUBURN BASEBALL



AUBURN ATHLETICS COMMUNICATIONS: 392 SOUTH DONAHUE DRIVE || AUBURN, AL 36849 || AUBURNTIGERS.COM || @AUBURN_BASEBALL

2022 SCHEDULE

Day	Date	Opponent	Time/Result
Fri	Feb. 18	vs. Oklahoma	L, 0-3
Sat	Feb. 19	vs. #12 Texas Tech	W, 2-1
Sun	Feb. 20	vs. Kansas State	W, 12-1
WED FEB. 23		TROY	W, 13-1
FRI FEB. 25		YALE	W, 9-0
SAT FEB. 26		YALE	W, 4-3
SAT FEB. 26		YALE	L, 4-5 (10)
TUE MAR. 1		ALABAMA STATE	W, 13-7
WED MAR. 2		UAB	W, 16-1
FRI MAR. 4		RHODE ISLAND	W, 7-2
SAT MAR. 5		RHODE ISLAND	W, 16-0
SAT MAR. 5		RHODE ISLAND	W, 12-0
SUN MAR. 6		RHODE ISLAND	W, 14-1
Wed	Mar. 9	vs. Tennessee Tech	W, 4-3
FRI MAR. 11		MIDDLE TENNESSEE	L, 8-10
SAT MAR. 12		MIDDLE TENNESSEE	W, 10-7
SUN MAR. 13		MIDDLE TENNESSEE	L, 3-4 (8)
THU MAR. 17		#1 OLE MISS	L, 6-13
FRI MAR. 18		#1 OLE MISS	W, 19-5
SAT MAR. 19		#1 OLE MISS	L, 2-15
Tue	Mar. 22	vs. South Alabama	W, 13-12
Fri	Mar. 25	at Texas A&M	W, 6-5 (10)
Sat	Mar. 26	at Texas A&M	L, 4-5 (11)
Sun	Mar. 27	at Texas A&M	W, 13-9
TUE MAR. 29		JACKSONVILLE STATE	L, 2-5
Thu	Mar. 31	at #12 LSU	W, 6-5
Fri	Apr. 1	at #12 LSU	L, 2-9
Sat	Apr. 2	at #12 LSU	W, 6-4
Tue	Apr. 5	at UAB	W, 6-4
FRI APR. 8		#12 VANDERBILT	W, 5-1
SAT APR. 9		#12 VANDERBILT	L, 4-19
SUN APR. 10		#12 VANDERBILT	W, 8-2
TUE APR. 12		SAMFORD	W, 4-1
Thu	Apr. 14	at Miss. State	L, 6-7
Fri	Apr. 15	at Miss. State	L, 5-9
Sat	Apr. 16	at Miss. State	W, 3-2
TUE APR. 19		ALABAMA STATE	W, 6-5 (10)
WED APR. 20		KENNESAW STATE	W, 14-1
FRI APR. 22		SOUTH CAROLINA	W, 6-3
SAT APR. 23		SOUTH CAROLINA	W, 8-6
SUN APR. 24		SOUTH CAROLINA	W, 2-0
Tue	Apr. 26	at Jacksonville State	W, 8-4
Fri	Apr. 29	at #1 Tennessee	L, 4-17
Sat	Apr. 30	at #1 Tennessee	W, 8-6
Sun	Apr. 31	at #1 Tennessee	L, 3-5
FRI MAY 6		#3 ARKANSAS	L, 8-11
SAT MAY 7		#3 ARKANSAS	W, 5-3
SUN MAY 8		#3 ARKANSAS	L, 4-7
Tue	May 10	at Troy	W, 11-4
FRI MAY 13		ALABAMA	W, 3-2
SAT MAY 14		ALABAMA	W, 6-4
SUN MAY 15		ALABAMA	NC
Tue	May 17	at Samford	W, 8-4
Fri	May 20	at Kentucky	L, 1-5
Fri	May 20	at Kentucky	W, 6-3
Sat	May 21	at Kentucky	L, 3-6
POSTSEASON			
May 24	vs. Kentucky		L, 1-3
June 3	vs. SE Louisiana		W, 19-7
June 4	vs. Florida State		6 p.m.

Home games in **BOLD CAPS**

All home games at Plainsman Park | All times central
^ SEC Tournament



GAME 58 AUBURN, ALA. (Samford Stadium-Hitchcock Field at Plainsman Park)



#14 **AUBURN TIGERS** (38-19, 16-13 SEC)

Head Coach: Butch Thompson (Birmingham-Southern, 1992)
Career Record: 256-182 (8th season) | Record at Auburn: 217-161 (7th season)

VS.



FLORIDA STATE SEMINOLES (34-23, 15-15 ACC)

Head Coach: Mike Martin, Jr. (Florida State)
Career Record: 77-52 (3rd season) | Record at FSU: 77-52 (3rd season)



UCLA BRUINS (38-23, 19-11 PAC-12)

Head Coach: John Savage (Nevada, 1991)
Career Record: 715-489-2 (21st season) | Record at UCLA: 627-405-1 (18th season)

VS.



SOUTHEASTERN LIONS (30-30, 14-10 SLC)

Head Coach: Matt Riser (Tulane, 2007)
Career Record: 296-197 (9th season) | Record at SLU: 296-197 (9th season)

» QUICK HITTERS

- This weekend marks Auburn's 23rd NCAA Regional appearance, including it's fourth under head coach Butch Thompson, and is the fifth time the program has hosted (1978, 1999, 2003, 2010).
- The Tigers are 49-33 all-time in regional play, including 9-2 under Thompson.
- The team has won seven straight regional games, outscoring opponents 85-32 during the span.
- Auburn has won its regional opener in seven of the last eight appearances dating back to 2003.
- The Tigers are 23-9 at home this season and have won 11 of the last 13 games at Plainsman Park.

PITCHING MATCHUP

AUBURN	FLORIDA STATE
SAT SO RHP Joseph Gonzalez (6-2, 2.74)	vs. R-SO LHP Bryce Hubbart (8-2, 3.18)

AUBURN	38-19, 16-13 SEC
Team Leaders	
Batting Average: SR IF Sonny DiChiara (.383)	
Runs: Two tied (49)	
2B: SR OF Kason Howell (16)	
HR: SR IF Sonny DiChiara (19)	
RBI: SR IF Sonny DiChiara (50)	
Stolen Bases: R-JR IF Blake Rambusch (16-21)	

UCLA	38-23, 19-11 PAC-12
Team Leaders	
Batting Average: JR IF/OF Michael Curialle (.319)	
Runs: JR IF/OF Michael Curialle (47)	
2B: FR IF Ethan Gourson (22)	
HR: FR IF Cody Schrier (9)	
RBI: FR IF Ethan Gourson (42)	
Stolen Bases: GR OF Kenny Oyama (20-24)	

SOUTHEASTERN	30-30, 14-10 SLC
Team Leaders	
Batting Average: SR IF Preston Faulkner (.341)	
Runs: GR IF/C Evan Keller (54)	
2B: SR IF Preston Faulkner (18)	
HR: SR IF Preston Faulkner (17)	
RBI: SR IF Preston Faulkner (70)	
Stolen Bases: SR OF/IF Tyler Finke (28-30)	

FLORIDA STATE	34-23, 15-15 ACC
Team Leaders	
Batting Average: FR C/OF Jaime Ferrer (.322)	
Runs: Two tied (38)	
2B: FR C/OF Jaime Ferrer (19)	
HR: R-SR IF Alex Toral (15)	
RBI: R-SR IF Alex Toral (48)	
Stolen Bases: SO IF Jordan Carrion (11-15)	

POTENTIAL STARTING LINEUP

Pos.	#	Player	AVG	AB	R	H	2B	3B	HR	RBI	SB-SBA	BB
C	28	Nate LaRue	.232	125	18	29	7	0	6	29	2-2	10
1B	17	Sonny DiChiara	.383	175	49	67	15	0	19	50	0-0	62
2B	7	Cole Foster	.276	145	34	40	6	0	9	41	1-2	25
3B	11	Blake Rambusch	.356	236	49	84	11	1	4	37	16-21	23
SS	4	Brody Moore	.277	224	40	62	9	0	4	28	5-7	20
LF	31	Mike Bello	.270	74	15	20	4	0	1	9	1-1	12
CF	5	Kason Howell	.289	225	46	65	16	2	2	34	11-12	23
RF	27	Bobby Peirce	.308	130	24	40	5	4	8	25	5-6	7
DH	19	Brooks Carlson	.309	152	31	47	8	0	5	25	0-1	22

AUBURN'S RECORD WHEN...

	2022	Under Thompson
Overall	38-19	217-161
SEC	16-13	79-100
Non-Conference	21-5	122-47
Postseason	1-1	16-14
Home	23-9	144-72
Away	10-8	52-69
Neutral	5-2	19-18
Current streak	W1	W1
Last 5 games	2-3	2-3
Last 10 games	6-4	6-4

Situational:

AU scores first	19-6	142-54
Opp. scores first	19-13	75-107
AU scores 4+ runs	34-10	196-73
AU scores 3 runs or less	4-9	21-88
AU leads after 7 innings	30-2	175-16
8 innings	33-2	197-14
AU trails after 7 innings	4-14	16-117
8 innings	3-14	7-126
Game tied after 7 innings	3-2	21-24
8 innings	1-2	6-15
Extra Innings	2-3	11-18
1-run games	9-4	45-43
2-run games	7-3	28-17
3-run games	4-5	24-23
Games decided by 5+ runs	14-5	98-48
vs. LH Starter	9-4	64-50
vs. RH Starter	29-15	154-110
More hits than opponent	25-4	159-29
Fewer hits than opponent	7-14	36-121
Hits are tied	6-1	20-12
AU has 10+ hits	24-6	132-62
Opp. has 10+ hits	10-9	53-99
Hit a home run	23-12	140-69
Opp. hits a home run	20-15	95-104
AU quality start	6-2	67-22
Opp. quality start	1-2	26-57
AU commits no errors	18-5	95-41
Opp. commits no error	16-9	61-81

By Day:

Sunday	6-3	34-29
Monday	0-0	1-2
Tuesday	8-1	45-17
Wednesday	4-1	18-7
Thursday	1-2	8-16
Friday	7-6	52-38
Saturday	10-5	55-49
Day Games (first pitch before 6 p.m.)	15-11	121-86
Night Games (first pitch after 6 p.m.)	23-8	97-75
Doubleheaders	5-3	26-16

By Month:

February	5-2	45-14
March	13-6	74-41
April	13-5	51-49
May	7-5	35-47
June	0-0	10-7

By Jersey:

White	7-3	57-33
Blue	9-3	42-32
Orange	8-5	47-34
Gray	6-3	26-38
Pinstripes	8-5	35-22
Cream Throwback	0-0	8-2

UNIVERSITY INFORMATION

Location	Auburn, Ala.
Enrollment	31,526
Founded	October 1, 1856
Nickname	Tigers
Colors	Burnt Orange and Navy Blue
President	Dr. Jay Gogue
Athletics Director	Allen Greene
Conference	Southeastern (SEC West)
Stadium / Capacity	Samford Stadium-Hitchcock Field at Plainsman Park / 4,096
Ticket Office Phone	855-282-2010

BASEBALL COACHING / SUPPORT STAFF

Head Coach	Butch Thompson (Birmingham-Southern, 1992)
Record at Auburn / Seasons	217-161 (.573) / 7th
Career Coaching Record / Seasons	256-182 (.584) / 8th
Assistant Coach	Karl Nonemaker (Vanderbilt, 2002)
Assistant Coach	Gabe Gross (Auburn, 2012)
Volunteer Assistant	Tim Hudson (Auburn, 2021)
Director of Player Development	Aaron Everett (UT Martin, 2012)
Director of Operations	Greg Drye (Southern Miss, 1998)
Athletic Trainer	Anthony Sandersen (South Dakota State, 2004)
Strength & Conditioning	Chris Joyner (Minnesota State - Mankato, 2001)

PROGRAM HISTORY

Modern Era Program Record (since 1949)	2,026-1,394-4 (.592)
College World Series Appearances / Last	5 / 2019
College World Series Record	3-10 (.231)
NCAA Regional Appearances / Last	22 / 2019
NCAA Regional Record	51-45 (.531)
NCAA Super Regional Appearances / Last	3 / 2019
NCAA Super Regional Record	3-5 (.375)
Last Postseason Opponent	Louisville / 2019 College World Series
Result	Lost, 5-3

POSTSEASON HISTORY

College World Series Appearances: 5 (1967, 1976, 1994, 1997, 2019)

Super Regional Appearances: 3 (1999, 2018, 2019)

NCAA Regional Appearances: 22 (1963, 1967, 1976, 1978, 1987, 1989, 1993-95, 1997-2003, 2005, 2010, 2015, 2017, 2018, 2019)

NCAA Regional Titles: 7 (1967, 1976, 1994, 1997, 1999, 2018, 2019)

MEDIA RELATIONS

Baseball Contact: George Nunnelley, Asst. Director - Athletics Comm.

Cell: 502-609-9982

Email: gnnunnelley@auburn.edu

Twitter: @gnunnelley

Associate AD: Kirk Sampson

2022 AUBURN BASEBALL ROSTER

No.	Name	Pos.	Cl.	B/T	Ht.	Wt.	Exp.	Hometown (Previous School)
1	Blake Rambusch	IF/OF	R-Jr.	R/R	5-9	175	JC	Austin, Texas (Grayson College)
2	Josh Hall	OF	R-Jr.	L/R	5-9	192	1L	Birmingham, Ala. (Ole Miss)
4	Brody Moore	IF	Sr.	R/R	5-11	183	3L	Oneonta, Ala. (Oneonta)
5	Kason Howell	OF	Sr.	R/R	6-0	180	3L	Argyle, Texas (Liberty Christian)
6	Ryan Dyal	C	R-So.	L/R	5-10	197	1L	Senoia, Ga. (East Coweta)
7	Cole Foster	IF	So.	S/R	6-1	190	1L	Plano, Texas (Plano Senior)
8	Bryson Ware	OF	Jr.	R/R	6-2	193	1L	Madison, Miss. (Pearl River CC)
9	Cade Granzow	RHP	Fr.	R/R	6-3	220	HS	Franklin, Tenn. (Brentwood)
11	Garrett Farquhar	IF	5th	R/R	5-11	187	2L	Hoover, Ala. (Shelton State CC)
13	Ben Schorr	C	R-Fr.	R/R	6-0	185	RS	Columbus, Ga. (Columbus)
14	Brooks Fuller	LHP	Sr.	L/L	6-3	210	3L	Auburn, Ala. (Auburn)
16	Cam Hill	IF/LHP	So.	L/L	6-5	214	1L	Madison, Ala. (Bob Jones)
17	Sonny DiChiara	IF	Sr.	R/R	6-1	263	TR	Hoover, Ala. (Samford)
18	Mason Barnett	RHP	Jr.	R/R	6-0	218	2L	Cartersville, Ga. (Cartersville)
19	Brooks Carlson	IF	Gr.	R/R	5-11	192	TR	Mobile, Ala. (Samford)
20	Hayden Mullins	LHP	Jr.	L/L	6-0	194	2L	Gallatin, Tenn. (Hendersonville)
21	Trace Bright	RHP	Jr.	R/R	6-4	199	2L	Montgomery, Ala. (Trinity Presbyterian)
22	Garrett Wade	LHP	R-Jr.	L/L	6-3	199	2L	Hartselle, Ala. (Hartselle)
23	Parker Carlson	RHP	Fr.	R/R	6-1	170	HS	Mobile, Ala. (Faith Academy)
27	Bobby Peirce	OF	R-Jr.	R/R	6-2	181	1L	Scottsdale, Ariz. (South Mountain CC)
28	Nate LaRue	C/RHP	Jr.	R/R	6-3	217	2L	Mobile, Ala. (McGill-Toolen)
29	Carson Skipper	LHP	Sr.	L/L	6-2	211	3L	Trussville, Ala. (Trussville)
31	Mike Bello	OF	Fr.	L/L	6-1	190	HS	Oak Ridge, N.J. (Pope John XXIII)
32	Carson Swilling	RHP	So.	R/R	5-11	196	1L	Smiths Station, Ala. (Smiths Station)
34	Ben Bosse	RHP	Fr.	R/R	6-1	194	HS	Brenham, Texas (Brenham)
37	Mason Land	IF	Jr.	L/R	5-10	173	JC	Cantonment, Fla. (Chattahoochee Valley CC)
40	Blake Burkhalter	RHP	Jr.	R/R	6-0	204	2L	Dothan, Ala. (Northview)
41	John Armstrong	RHP	Fr.	R/R	5-11	200	HS	Marietta, Ga. (Harrison)
43	Chase Isbell	RHP	Jr.	R/R	6-2	198	TR	Springville, Ala. (Samford)
44	Grant Newton	RHP	R-Jr.	R/R	6-4	236	TR	Orange County, Calif. (Santa Ana College)
45	Joseph Gonzalez	RHP	So.	R/R	6-4	230	1L	Humacao, P.R. (Leadership Christian Academy)
46	Chase Allsup	RHP	Fr.	R/R	6-1	220	HS	Dothan, Ala. (Dothan)
47	Tommy Sheehan	LHP	Gr.	L/L	6-0	209	TR	Brielle, N.J. (Notre Dame)
50	Jake Wyandt	C	Gr.	R/R	5-11	195	TR	Laurel, Md. (Presbyterian)
51	Luke Burk	IF	Jr.	R/R	6-0	219	JC	Galena, Mo. (Neosho County CC)
52	Jordan Armstrong	RHP	Sr.	R/R	6-2	184	JC	McDonough, Ga. (Chattahoochee Valley CC)
54	Konner Copeland	LHP	So.	L/L	6-2	189	JC	Mobile, Ala. (Pensacola State CC)
57	Tyler Drabick	RHP	Gr.	R/R	6-2	193	TR	Canton, Ohio (Lipscomb)
72	Brody Moss	IF	Fr.	L/R	5-11	173	HS	Helena, Ala. (Helena)

COACHES & STAFF

30	Butch Thompson	Head Coach
35	Karl Nonemaker	Assistant Coach
39	Gabe Gross	Assistant Coach
15	Tim Hudson	Volunteer Assistant Coach
	Aaron Everett	Director of Player Development
	Greg Drye	Director of Operations
	Chris Joyner	Strength & Conditioning
	Anthony Sandersen	Athletic Trainer
	Jeremy Page	Athletic Trainer Intern

PRONUNCIATION GUIDE

Ben BOSSE	BOSSY
Sonny DICHARA	De-SHARE-uh
Ryan DYAL	DIAL
Garrett FARQUHAR	FAR-kwar
Cade GRANZOW	Gran-ZO
KASON Howell	KAY-son
Chase ISBELL	IZ-bull
Ben SCHORR	SHORE
Jake WYANDT	Why-ANDT

30 BUTCH THOMPSON HEAD COACH

THE AUBURN SKIPPER

- Eight College World Series appearances / 17 postseason appearances
- 2013 National Runner-up (Mississippi State)
- 2001 National Champion (Birmingham-Southern)
- 2014 Baseball America/ABCA National Assistant Coach of the Year
- 2006 FCA Coach of the Year
- Coached 18 pitchers who went on to pitch in the Major Leagues
- Recruited and coached 33 pitchers who were drafted out of college that weren't drafted out of high school

Butch Thompson enters his seventh season at the helm of the program in 2021, posting a record of 179-142 in his first six seasons. He led the program to the first College World Series appearance in 22 years in 2019 and took the Tigers to three straight regionals for the first time since 2001-03.

Butch Thompson was named Auburn's head baseball coach on October 22, 2015 and enters his seventh season with the Tigers in 2021.

Thompson, who spent three seasons as an assistant coach and recruiting coordinator at Auburn from 2006-08, returned to The Plains after seven seasons at Mississippi State as both associate head coach and pitching coach.

A native of Amory, Miss., Thompson has coached 31 Division I All-Americans and 40 all-conference performers. He has seen 18 of his former pitchers make their Major League Baseball debuts, including 12 since 2014. Thompson has also turned 33 pitchers who went undrafted out of high school into MLB draft picks.

Thompson had three pitchers drafted in the first 11 rounds in 2014 and five pitchers drafted, including three in the top 10 rounds, in 2013. He added a first-round selection in the 2016 draft, a third-round pick in Keegan Thompson in 2017 and the first No. 1 overall pick in program history in Casey Mize in 2018. With Tanner Burns also going as a supplemental first round pick in 2020, Auburn became one of four programs with a pair of pitchers drafted in the first round from 2018-20.

Along with his pitching pedigree, Thompson is also considered one of the top recruiters in the country. Since 2003, he has secured 14 recruiting classes that were ranked in the top 10 by either Baseball America or Perfect Game, including the No. 5 signing class in 2017 and a program record No. 4 class in 2018. His classes signed from 2006-08 at Auburn each ranked in the top 18 nationally, including the No. 5 class in 2008, which included All-American and SEC Player of the Year Hunter Morris.

In 29 years of coaching at the collegiate level, including 20 in the Southeastern Conference, Thompson has coached eight College World Series participants, including leading the Tigers to the program's first trip to the College World Series in 22 years in 2019. Thompson has also coached one national champion and a national runner-up, won nine conference championships and made 17 postseason appearances. He has also served as an assistant under three National Coach of the Year recipients.

Thompson was named the 2006 Fellowship of Christian Athletes SEC Coach of the Year while at Auburn and the 2014 Baseball America and American Baseball Coaches Association (ABCA) National Assistant Coach of the Year while at Mississippi State.

Thompson has returned the Tigers to prominence in five seasons on The Plains as he has guided the team to a 179-142 overall record and took the team to three straight NCAA Tournament appearances for the first time since 2001-03, including back-to-back super regionals for the first time in program history. After advancing to the College World Series in 2019 and a winner-take-all game three in the Gainesville Super Regional in 2018, the Tigers finished those respective seasons ranked as high as No. 8 and No. 9. It marked the third time in program history the team has finished back-to-back seasons in the top 10.

Entering the 2019 postseason as the No. 2 seed in the Atlanta Regional, Auburn became the only program to sweep a regional on the road in each of the last two seasons before also becoming the first team to defeat North Carolina in a Chapel Hill Super Regional in 2019, punching its ticket to Omaha for the first time since 1997.

In seven seasons at MSU, Thompson made four NCAA regional trips, two Super Regionals, won the SEC Tournament and advanced to the College World Series finishing as NCAA runner-up in 2013. In three of his last four seasons in Starkville, the Bulldogs' staff ERA finished no higher than 3.06. Thompson's 2013 pitching staff was one of two nationally to finish in the top 15 in ERA, strikeouts per nine innings and hits allowed per nine innings.



In addition to his experience at Auburn and Mississippi State, Thompson also spent four seasons at Georgia from 2002-05, including a trip to the College World Series in 2004. While there, he guided the development of future Major Leaguers Josh Fields, Mitchell Boggs and Brooks Brown.

Thompson launched his coaching career as pitching coach and top assistant at Huntingdon College (Ala.) in 1993, before returning to his alma mater in Birmingham, where he helped lead the Panthers to back-to-back Southern States Conference Championships and in 1995 coached BSC to its first NAIA World Series berth.

Thompson left BSC briefly to serve as head coach at Jefferson State Community College in Birmingham in 1997. While at JSCC, he was honored as the Regional Tournament Coach of the Year, the ABCA Alabama Junior College Coach of the Year and the Southeast Region Coach of the Year after guiding JSCC to a 39-21 mark, the AJCAA Region 22 State Championship and a third-place finish in the NJCAA Division II World Series.

He returned to Birmingham-Southern as top assistant the following season, beginning a four-year run during the most successful span in BSC baseball history. The Panthers won 196 games and four TranSouth Conference Championships and made three-consecutive appearances in the NAIA World Series. BSC's 2001 team posted a school-best 55-11 mark and captured the NAIA National Championship.

In 2002, Thompson joined the SEC baseball coaching fraternity as a pitching coach and recruiting coordinator at Georgia and has been a part of the league for the past 17 seasons.

Thompson currently serves as the large-school representative for the Alabama Baseball Coaches Association and is an All-American committee member representing the South region for the ABCA.

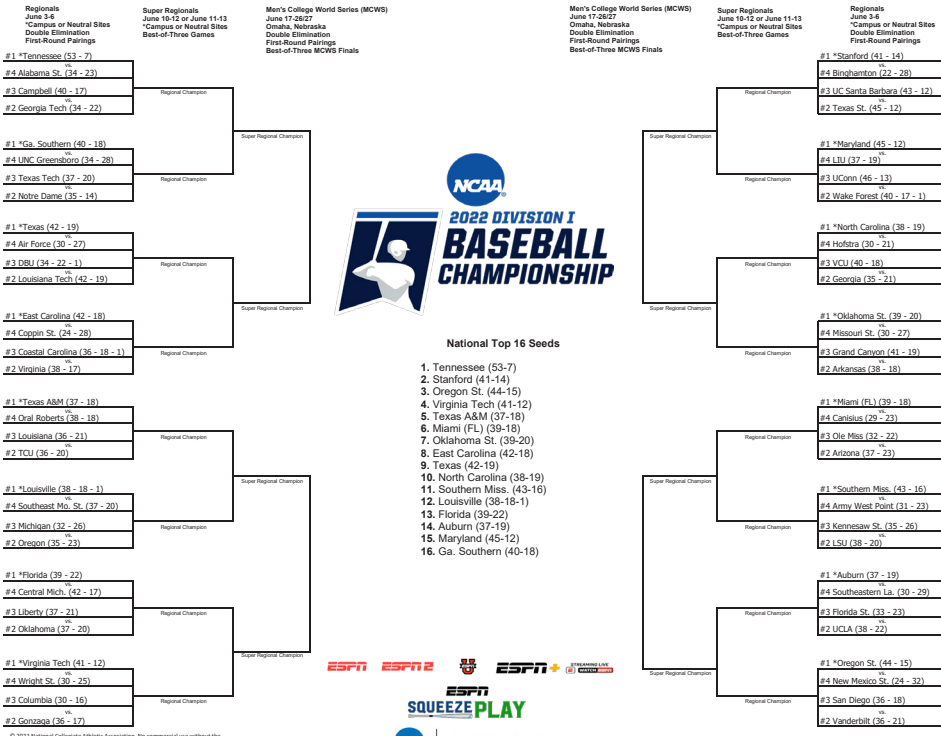
Thompson prepped at Amory (Miss.) High School and later starred as a pitcher at Itawamba (Miss.) Community College from 1989-90. He is a member of both the ICC Athletic Hall of Fame (Class of 2014) and MACCC Hall of Fame (Class of 2021).

Thompson earned a Bachelor's Degree in History at BSC in 1992 and completed a Master's Degree in Sports Administration at UAB in 1996. He is married to the former Robin Ashe of Birmingham, Ala., and they are the parents of three daughters --- Anna, Olivia and Madelyn Gail.

2022 NCAA TOURNAMENT BRACKET

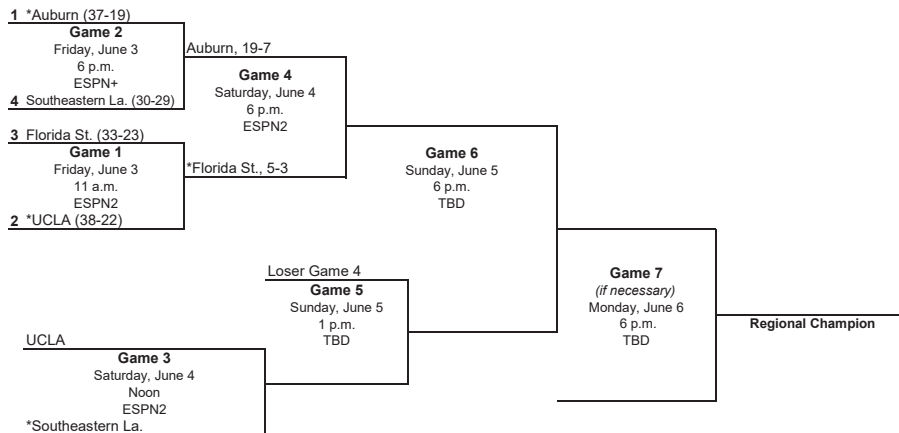


2022 NCAA Division I Baseball Championship



2022 NCAA Division I Baseball Championship

Regional - Auburn
June 3-6, 2022



*Home team
All times are local and subject to change.

© 2022 National Collegiate Athletic Association. No commercial use without the NCAA's written permission.



AUBURN IN THE NCAA TOURNAMENT

REGIONAL RESULTS

Year	Opponent	Score	Result	Location
1963	West Virginia	1-2	L	Gastonia, NC
	Florida State	3-4	L	Gastonia, NC
1967	West Virginia	8-3	W	Gastonia, NC
	Florida State	13-2	W	Gastonia, NC
	Clemson	2-3	L	Gastonia, NC
	Clemson	6-5	W	Gastonia, NC
1976	Middle Tenn. St.	10-5	W	Tallahassee, FL
	Florida State	2-1	W	Tallahassee, FL
	Jacksonville	7-5	W	Tallahassee, FL
1978	Memphis State	14-10	W	Auburn, AL
	North Carolina	2-3	L	Auburn, AL
	Memphis State	5-6	L	Auburn, AL
1987	Seton Hall	22-1	W	Huntsville, AL
	Middle Tenn. St.	5-3	W	Huntsville, AL
	Seton Hall	6-15	L	Huntsville, AL
	Clemson	3-6	L	Huntsville, AL
1989	South Florida	9-3	W	Tallahassee, FL
	Clemson	14-7	W	Tallahassee, FL
	Florida State	6-7	L	Tallahassee, FL
	Clemson	1-11	L	Tallahassee, FL
1993	Arizona	9-1	W	Stillwater, OK
	Oklahoma St.	10-14	L	Stillwater, OK
	N. C. State	2-13	L	Stillwater, OK
1994	Virginia Tech	7-0	W	Clemson, SC
	Old Dominion	11-8 [10]	W	Clemson, SC
	Clemson	11-5	W	Clemson, SC
	Notre Dame	8-0	W	Clemson, SC
1995	Pennsylvania	2-1	W	Oklahoma City, OK
	Ohio State	8-6	W	Oklahoma City, OK
	Oklahoma	8-9	L	Oklahoma City, OK
	Texas	4-2	W	Oklahoma City, OK
	Oklahoma	1-3	L	Oklahoma City, OK
	Western Carolina	11-3	W	Tallahassee, FL
1997	South Florida	9-0	W	Tallahassee, FL
	Florida State	8-7	W	Tallahassee, FL
	Florida State	7-9	L	Tallahassee, FL
	Florida State	5-2	W	Tallahassee, FL
	Rutgers	15-17	L	Tallahassee, FL
	Liberty	3-2	W	Tallahassee, FL
	Rutgers	7-4	W	Tallahassee, FL
	Oklahoma	9-8	W	Tallahassee, FL
1998	Florida State	10-16	L	Tallahassee, FL
	N. C. State	9-7	W	Auburn, AL
	Winthrop	8-6	W	Auburn, AL
	Tulane	5-7	L	Auburn, AL
1999	Tulane	13-9	W	Auburn, AL
	Stetson	5-9	L	Atlanta, GA
	Georgia Southern	11-5	W	Atlanta, GA
2000	Stetson	10-13	L	Atlanta, GA
	Jacksonville	8-7	W	Tallahassee, FL
	Florida State	6-10	L	Tallahassee, FL
2001	Jacksonville	3-2	W	Tallahassee, FL
	Florida State	6-9	L	Tallahassee, FL
	Jacksonville	11-16	L	Tuscaloosa, AL
	Alabama	3-6	L	Tuscaloosa, AL
2002	Princeton	5-2	W	Auburn, AL
	Ohio State	2-6	L	Auburn, AL
	Clemson	15-0	W	Auburn, AL
	Ohio State	7-9	L	Auburn, AL
2003	South Alabama	13-5	W	Tallahassee, FL
	Florida State	3-4	L	Tallahassee, FL
	Army	12-3	W	Tallahassee, FL
	Florida State	4-10	L	Tallahassee, FL
2010	Jacksonville State	9-7	W	Auburn, AL
	Clemson	2-5	L	Auburn, AL
	Southern Miss	17-8	W	Auburn, AL
	Clemson	11-10	W	Auburn, AL
	Clemson	7-13	L	Auburn, AL
	College of Charleston	7-6 [11]	L	Tallahassee, FL
2015	Mercer	1-0	W	Tallahassee, FL
	College of Charleston	3-2	L	Tallahassee, FL
	UCF	7-4	W	Tallahassee, FL
2017	Tennessee Tech	5-3	W	Tallahassee, FL
	Florida State	7-8 [10]	L	Tallahassee, FL
	Florida State	0-6	L	Tallahassee, FL
2018	Northeastern	13-4	W	Raleigh, NC
	Army	12-1	W	Raleigh, NC
	N. C. State	15-7	W	Raleigh, NC
2019	Coastal Carolina	16-7	W	Atlanta, GA
	Georgia Tech	6-5	W	Atlanta, GA
	Georgia Tech	4-1	W	Atlanta, GA

REGIONAL RESULTS BY YEAR

Year	Regional	Result	W-L	Location
1963	District 3	Fourth	0-2	Gastonia, NC
1967	District 3	CHAMPIONS	3-1	Gastonia, NC
1976	South	CHAMPIONS	3-0	Tallahassee, FL
1978	South	Third	1-2	Auburn, AL
1987	South I	Third	2-2	Huntsville, AL
1989	Atlantic	Third	2-2	Tallahassee, FL
1993	Midwest	Fourth	1-2	Stillwater, OK
1994	East	CHAMPIONS	4-0	Clemson, SC
1995	Midwest II	Second	3-2	Oklahoma City, OK
1997	East	CHAMPIONS	4-1	Tallahassee, FL
1998	Atlantic II	Second	3-2	Tallahassee, FL
1999	Auburn	CHAMPIONS	3-1	Auburn, AL
2000	Atlanta	Third	1-2	Atlanta, GA
2001	Tallahassee	Second	2-2	Tallahassee, FL
2002	Tuscaloosa	Fourth	0-2	Tuscaloosa, AL
2003	Auburn	Second	2-2	Auburn, AL
2005	Tallahassee	Second	2-2	Tallahassee, FL
2010	Auburn	Second	3-2	Auburn, AL
2015	Tallahassee	Third	1-2	Tallahassee, FL
2017	Tallahassee	Second	2-2	Tallahassee, FL
2018	Raleigh	CHAMPIONS	3-0	Raleigh, NC
2019	Atlanta	CHAMPIONS	3-0	Atlanta, GA

AUBURN VS. NCAA REGIONAL OPPONENTS

Opponent	W-L
Alabama	0-1
Arizona	1-0
Army	2-0
Central Florida	1-0
Clemson	5-5
Coastal Carolina	1-0
College of Charleston	0-2
Florida Atlantic	0-1
Florida State	4-10
Georgia Southern	1-0
Georgia Tech	2-0
Jacksonville	3-0
Jacksonville State	1-0
Liberty	1-0
Mercer	1-0
Memphis	1-1
Middle Tenn. State	2-0
Northeastern	1-0
North Carolina	0-1
North Carolina State	2-1
Notre Dame	1-0
Ohio State	1-2
Oklahoma	1-2
Oklahoma State	0-1
Old Dominion	1-0
Pennsylvania	1-0
Princeton	1-0
Rutgers	1-1
Seton Hall	1-1
South Alabama	1-0
South Florida	2-0
Southern Miss	1-0
Stetson	0-2
Tennessee Tech	1-0
Texas	1-0
Tulane	1-1
Virginia Tech	1-0
Winthrop	1-0
Western Carolina	1-0
West Virginia	1-1
40 Opponents	48-33

SUPER REGIONAL RESULTS

Year	Opponent	Score	Result	Location
1999	Florida State	2-10	L	Tallahassee, FL
	Florida State	3-6	L	Tallahassee, FL
2018	Florida	2-8	L	Gainesville, FL
	Florida	3-2	W	Gainesville, FL
	Florida	2-3 [11]	L	Gainesville, FL
2019	North Carolina	11-7	W	Chapel Hill, NC
	North Carolina	0-2	L	Chapel Hill, NC
	North Carolina	14-7	W	Chapel Hill, NC

AUBURN IN THE NCAA TOURNAMENT

1963 DISTRICT 3 AT GASTONIA, NC**Florida State 4, Auburn 3**

Wake Forest 4, West Virginia 3

West Virginia 2, Auburn 1 (Auburn eliminated)

Florida State 12, Wake Forest 4

Wake Forest 12, West Virginia 8 (West Virginia eliminated)

Wake Forest 6, Florida State 5

Florida State 11, Wake Forest 5 (Wake Forest eliminated)

1967 DISTRICT 3 AT GASTONIA, NC

Florida State 5, Clemson 3

Auburn 8, West Virginia 3 [12]

Clemson 5, West Virginia 0 (West Virginia eliminated)

Auburn 13, Florida State 3

Clemson 6, Florida State 4 (Florida State eliminated)

Clemson 3, Auburn 2**Auburn 6, Clemson 5 [13] (Clemson eliminated)****1976 SOUTH REGIONAL AT TALLAHASSEE, FL****Auburn 10, Middle Tennessee State 5**

Florida State 6, Jacksonville 1

Jacksonville 8, Middle Tennessee State 5 (MTSU eliminated)

Auburn 2, Florida State 1

Jacksonville 9, Florida State 7 (Florida State eliminated)

Auburn 7, Jacksonville 5 (Jacksonville eliminated)**1978 SOUTH REGIONAL AT AUBURN, AL**

North Carolina 15, East Tennessee State 1

Auburn 14, Memphis 10

Memphis 5, East Tennessee State 0 (ETSU eliminated)

North Carolina 3, Auburn 2**Memphis 6, Auburn 5 (Auburn eliminated)**

Memphis 8, North Carolina 6

North Carolina 11, Memphis 9 (Memphis eliminated)

1987 SOUTH I REGIONAL AT HUNTSVILLE, AL**Seton Hall 15, Auburn 6**

Clemson 8, West Virginia 0

(1) Arkansas 10, Middle Tennessee State 7

Auburn 5, Middle Tennessee State 3 (MTSU eliminated)

Arkansas 7, West Virginia 2 (West Virginia eliminated)

Clemson 6, Seton Hall 3

Auburn 22, Seton Hall 1 (Seton Hall eliminated)

Arkansas 6, Clemson 5

Clemson 6, Auburn 3 (Auburn eliminated)

Arkansas 4, Clemson 2 (Clemson eliminated)

1989 ATLANTIC REGIONAL AT TALLAHASSEE, FL**(4) Auburn 9, (3) South Florida 3**

(2) Clemson 6, (5) Stetson 2

(1) Florida State 13, (6) Rider 7

Stetson 13, Rider 6 (Rider eliminated)

Florida State 8, South Florida 1 (South Florida eliminated)

Auburn 14, Clemson 7

Clemson 13, Stetson 5 (Stetson eliminated)

Florida State 7, Auburn 6**Clemson 11, Auburn 1 (Auburn eliminated)**

Florida State 8, Clemson 1 (Clemson eliminated)

1993 MIDWEST REGIONAL IN STILLWATER, OK

(1) North Carolina State 12, (6) Fordham 4

(4) Auburn 9, (3) Arizona 1

(2) Oklahoma State 9, (5) Connecticut 5

Fordham 5, Connecticut 0 (Connecticut eliminated)

Arizona 5, North Carolina State 2

Oklahoma State 14, Auburn 10**North Carolina State 13, Auburn 2 (Auburn eliminated)**

Arizona 18, Fordham 7 (Fordham eliminated)

Oklahoma State 8, N.C. State 3 (N.C. State eliminated)

Arizona 4, Oklahoma State 0

Oklahoma State 11, Arizona 10 (Arizona eliminated)

1994 EAST REGIONAL IN CLEMSON, SC

(3) Old Dominion 9, (4) Notre Dame 5

(2) Auburn 7, (5) Virginia Tech 0

(1) Clemson 5, (6) The Citadel 1

The Citadel 4, Virginia Tech 3 (Virginia Tech eliminated)

Notre Dame 8, Clemson 1

Auburn 11, Old Dominion 8 [10]

Clemson 6, Old Dominion 1 (Old Dominion eliminated)

Notre Dame 5, The Citadel 1 (The Citadel eliminated)

Auburn 11, Clemson 5 (Clemson eliminated)**Auburn 8, Notre Dame 0 (Notre Dame eliminated)****1995 MIDWEST II REGIONAL IN OKLAHOMA CITY, OK****(1) Auburn 2, (6) Pennsylvania 1**

(3) Texas 10, (4) Ohio State 5

(2) Oklahoma 9, (5) Indiana State 6

Indiana State 6, Pennsylvania 5 (Penn eliminated)

Auburn 8, Ohio State 6 (Ohio State eliminated)

Oklahoma 13, Texas 9

Oklahoma 9, Auburn 8

Texas 3, Indiana State 2 (Indiana State eliminated)

Auburn 4, Texas 2 (Texas eliminated)**Oklahoma 3, Auburn 1 (Auburn eliminated)****1997 EAST REGIONAL AT TALLAHASSEE, FL**

(4) South Florida 5, (3) Central Florida 4

(2) Auburn 11, (5) Western Carolina 3

(1) Florida State 4, (6) Marist 2

Western Carolina 8, Marist 3 (Marist eliminated)

Florida State 16, Central Florida 2 (Central Florida eliminated)

Auburn 9, South Florida 0**Auburn 8, Florida State 7**

South Florida 9, Western Carolina 4 (WCU eliminated)

Florida State 6, South Florida 5 (South Florida eliminated)

Florida State 9, Auburn 7**Auburn 5, Florida State 2 (Florida State eliminated)****1998 ATLANTIC II REGIONAL AT TALLAHASSEE, FL**

(4) Oklahoma 6, (3) Delaware 3

(5) Rutgers 17, (2) Auburn 15

(1) Florida State 10, (6) Liberty 7

Auburn 3, Liberty 2 (Liberty eliminated)

Florida State 27, Delaware 6 (Delaware eliminated)

Oklahoma 9, Rutgers 7

Florida State 23, Oklahoma 2

Auburn 7, Rutgers 4 (Rutgers eliminated)**Auburn 9, Oklahoma 9 (Oklahoma eliminated)****Florida State 16, Auburn 10 (Auburn eliminated)****1999 AUBURN REGIONAL AT AUBURN, AL**

(4) Winthrop 8, (1) Tulane 7

(2) Auburn 9, (3) NC State 7

Tulane 11, NC State 5 (NC State eliminated)

Auburn 8, Winthrop 6

Tulane 15, Winthrop 8 (Winthrop eliminated)

Tulane 7, Auburn 5**Auburn 13, Tulane 9 (Tulane eliminated)****2000 ATLANTA REGIONAL AT ATLANTA, GA**

(1) Georgia Tech 11, (4) Georgia Southern 9

(3) Stetson 9, (2) Auburn 5**Auburn 11, Georgia Southern 5 (Ga. Southern eliminated)**

Georgia Tech 24, Stetson 1

Stetson 13, Auburn 10 (Auburn eliminated)

Georgia Tech 16, Stetson 11 (Stetson eliminated)

2001 TALLAHASSEE REGIONAL AT TALLAHASSEE, FL

(1) Florida State 8, (4) Bethune-Cookman 1

(2) Auburn 8, (3) Jacksonville 7 [10 innings]

Jacksonville 3, Bethune-Cookman 0 (Bethune-Cookman eliminated)

Florida State 10, Auburn 6**Auburn 3, Jacksonville 2 (Jacksonville eliminated)****Florida State 9, Auburn 6 (Auburn eliminated)**

2002 TUSCALOOSA REGIONAL AT TUSCALOOSA, AL

(3) Florida Atlantic 16, (2) Auburn 11

(4) Southeast Missouri State 7, (1) Alabama 4

Alabama 6, Auburn 3 (Auburn eliminated)

Florida Atlantic 12, Southeast Missouri State 6

Alabama 7, Southeast Missouri State 4 (SEMO eliminated)

Alabama 7, Florida Atlantic 2

Florida Atlantic 6, Alabama 5 (Alabama eliminated)

2003 AUBURN REGIONAL AT AUBURN, AL

(3) Ohio State 10, (2) Clemson 8

(1) Auburn 5, (4) Princeton 2

Clemson 7, Princeton 6 (Princeton eliminated)

Ohio State 6, Auburn 2

Auburn 15, Clemson 0 (Clemson eliminated)

Ohio State 9, Auburn 7 (Auburn eliminated)

2005 TALLAHASSEE REGIONAL AT TALLAHASSEE, FL

(2) Auburn 13, (3) South Alabama 5

(1) Florida State 3, (4) Army 2

Army 8, South Alabama 5 (South Alabama eliminated)

Florida State 4, Auburn 3

Auburn 12, Army 3 (Army eliminated)

Florida State 10, Auburn 4 (Auburn eliminated)

2010 AUBURN REGIONAL AT AUBURN, AL

(2) Clemson 10, (3) Southern Miss 1

(1) Auburn 9, (4) Jacksonville State 7

Southern Miss 19, Jacksonville State 6 (Jacksonville State eliminated)

Clemson 5, Auburn 2

Auburn 17, Southern Miss 8 (Southern Miss eliminated)

Auburn 11, Clemson 10

Clemson 13, Auburn 7 (Auburn eliminated)

2015 TALLAHASSEE REGIONAL AT TALLAHASSEE, FL

(2) College of Charleston 7, (3) Auburn 6 [11 inn.]

(1) Florida State 5, (4) Mercer 4 [10 inn.]

(3) Auburn 1, (4) Mercer 0 (Mercer eliminated)

(1) Florida State 3, (2) College of Charleston 2

(2) College of Charleston 3, (3) Auburn 2 (Auburn eliminated)

(1) Florida State 8, (2) College of Charleston 1 (College of Charleston eliminated)

2017 TALLAHASSEE REGIONAL AT TALLAHASSEE, FL

(4) Tennessee Tech 3, (1) Florida State 1

(3) Auburn 7, (2) UCF 4

(1) Florida State 6, (2) UCF 1 (UCF eliminated)

(3) Auburn 5, (4) Tennessee Tech 3

(1) Florida State 5, (4) Tennessee Tech 3 (Tennessee Tech eliminated)

(1) Florida State 8, (3) Auburn 7 [10 inn.]

(1) Florida State 6, (3) Auburn 0 (Auburn eliminated)

2018 RALEIGH REGIONAL AT RALEIGH, NC

(2) Auburn 13, (3) Northeastern 4

(4) Army 5, (1) N.C. State 1

(1) N.C. State 9, (3) Northeastern 3 (Northeastern eliminated)

(2) Auburn 12, (4) Army 1

(1) N.C. State 11, (4) Army 1 (Army eliminated)

(2) Auburn 15, (1) N.C. State 7 (N.C. State eliminated)

2019 ATLANTA REGIONAL AT ATLANTA, GA

(2) Auburn 16, (3) Coastal Carolina 7

(1) Georgia Tech 13, (4) Florida A&M 2

(3) Coastal Carolina 9, (4) Florida A&M 4 (Florida A&M eliminated)

(2) Auburn 6, (1) Georgia Tech 5

(1) Georgia Tech 10, Coastal Carolina 8 (Coastal Carolina eliminated)

(2) Auburn 4, Georgia Tech 1 (Georgia Tech eliminated)

AUBURN IN SUPER REGIONALS

1999 SUPER REGIONAL AT TALLAHASSEE, FL

(1) Florida State 10, (2) Auburn 2

Florida State 6, Auburn 3 (Auburn eliminated)

2018 SUPER REGIONAL AT GAINESVILLE, FL

(1) Florida 8, (2) Auburn 2

(2) Auburn 3, (1) Florida 2

(1) Florida 3, (2) Auburn 2 [11 inn.]

2019 SUPER REGIONAL AT CHAPEL HILL, NC

(2) Auburn 11, (1) North Carolina 7

(1) North Carolina 2, (2) Auburn 0

(2) Auburn 14, (1) North Carolina 7

AUBURN SUPER REGIONAL RECORDS

BATTING

AT BATS

Game: 6, Rankin Woley vs. North Carolina (6/10/19)

Series: 14, four times, last by three players vs. North Carolina (2019) [3 games]

RUNS

Game: 3, Ryan Bliss vs. North Carolina (6/10/19)

Series: 5, Ryan Bliss vs. North Carolina (2019) [3 games]

HITS

Game: 3, three times, last by three players vs. North Carolina in 2019

Series: 6, Conor Davis vs. North Carolina (2019) [3 games]

RBI

Game: 3, five times, last by Judd Ward & Edouard Julien vs. North Carolina (6/10/19)

Series: 6, Edouard Julien vs. North Carolina (2019) [3 games]

HOME RUNS

Game: 1, five times, last by Judd Ward vs. North Carolina (6/10/19)

Series: 1, five times, last by three players vs. North Carolina (2019) [3 games]

STOLEN BASES

Game: 2, Mailon Kent vs. Florida St. (6/4/99)

BATTING AVERAGE

Series [min. 7 AB]: .500, Conor Davis vs. North Carolina (2019) [6-for-12 in 3 games]

PITCHING

INNINGS PITCHED

Game: 8.1, Brent Schoening vs. Florida St. (6/5/99)

Series: 8.1, Brent Schoening vs. (1999)

STRIKEOUTS

Game: 11, Brent Schoening vs. Florida St. (6/5/99)

Series: 11, Brent Schoening vs. (1999)

BASE ON BALLS

Game: 6, Bailey Horn vs. North Carolina (6/9/19)

Series: 6, Bailey Horn vs. North Carolina (2019) [3 games]

AUBURN IN THE NCAA TOURNAMENT

BATTING

GAMES PLAYED

Series: 5, by 32 players (1995, 1997, 1998, 2010)
 Career: 16, Todd Faulkner (1998-2001)
 16, Mailon Kent (1998-2001)

AT BATS

Game: 6, by 34 players
 Series: 25, Rob Macrony (1997) [5 games]
 Career: 65, Todd Faulkner (1998-2001) [16 gms]

RUNS SCORED

Game: 4, Steven Williams vs. Northeastern (6/1/18)
 4, Gabe Gross vs. Jacksonville (5/25/01)
 4, Jonathan Schuerholz vs. Georgia Southern (5/27/00)
 4, Todd Faulkner vs. Rutgers (5/21/98)
 4, Chad Wandall vs. Oklahoma (5/23/98)
 Series: 11, Adam Sullivan (1997) [5 games]
 Career: 19, Todd Faulkner (1998-2000) [16 gms]

HITS

Game: 5, Javon Moran vs. Fla. Atlantic 5/31/02
 5, Adam Sullivan vs. W. Car. (5/22/97)
 5, Mark Bellhorn vs. ODU (5/27/94)
 5, Cliff Shanks vs. Okla. St. (5/29/93)
 Series: 14, Adam Sullivan (1997) [5 games]
 Career: 30, Todd Faulkner (1998-2001) [16 gms]

RUNS BATTED IN

Game: 5, Steven Williams vs. Coastal Carolina (5/31/19)
 5, Josh Anthony vs. N.C. State (6/3/18)
 5, Trent Mummey vs. Southern Miss (6/6/2010)
 5, Sean Gamble vs. Fla. Atlantic (5/31/02)
 5, Frank Thomas vs. Seton Hall (5/23/87)
 5, Scotty Long vs. Clemson (1967)
 5, Scotty Long vs. Florida State (1967)
 Series: 11, Mike Killimett (1994)
 11, Scotty Long (1967)
 Career: 22, Todd Faulkner (1998-2000) [16 gms]

SINGLES

Game: 5, Adam Sullivan vs. W. Car. (5/22/97)
 Series: 12, Adam Sullivan (1997) [5 games]
 Career: 17, Jay Waggoner (1993-95) [12 gms]

DOUBLES

Game: 2, 17 times, most recently by Josh Anthony vs. N.C. State (6/1/18)
 Series: 5, Trent Mummey (2010) [5 games]
 5, Mark Bellhorn (1994) [4 games]
 Career: 7, Mailon Kent (1998-01) [16 games]

TRIPLES

Game: 1, 13 times, most recently by Steven Williams vs. Army (6/2/18)
 Series: 2, Javon Moran (2003) [4 games]
 Career: 2, Javon Moran (2001-03) [10 games]
 2, Mark Bellhorn (1993-95) [12 games]

HOME RUNS

Game: 2, Todd Faulkner vs. Rutgers (5/21/98)
 2, Josh Etheredge vs. Rutgers (5/23/98)
 2, Scotty Long vs. Florida St. (1967)
 2, Scotty Long vs. Clemson (1967)
 Series: 4, Scotty Long (1967) [4 games]
 4, Todd Faulkner (1998) [5 games]
 Career: 5, Todd Faulkner (1998-01) [16 games]

STOLEN BASES

Game: 2, Javon Moran vs. Clemson (5/31/03)
 2, Pat Keedy vs. Memphis (5/20/78)
 2, Dom Fucci vs. Memphis (5/20/78)
 Series: 3, Javon Moran (2003) [4 games]
 Career: 4, Javon Moran (2001-03) [10 games]

BASES ON BALLS

Game: 3, Will Holland vs. Coastal Carolina (5/31/19)
 3, Justin Bryant vs. Clemson (6/6/10)
 3, Mitch Duke vs. Okla. State (5/29/93)
 Series: 5, Mitch Duke (1993) [3 games]
 5, Dominic Rich (1998) [5 games]

STRIKEOUTS

Game: 4, Kevin Chabot vs. Okla. (5/28/95)
 Series: 12, Kevin Chabot (1995) [5 games]
 Career: 15, Kevin Chabot (1993-95) [9 games]

BATTING AVERAGE

Series [min. 15 AB]: .667, Mark Bellhorn (1994)
 [12-for-18 in 4 games]
 Career [min. 25 AB]: .538, Steven Williams (2018-19) [14-for-26 in 6 games]

HITTING STREAK

Career: 15, Mailon Kent (1998-01)
 12, Todd Faulkner (1999-01)
 11, Gabe Gross (1999-01)

PITCHING

GAMES PITCHED

Series: 4, Finley Woodward (1995)
 Career: 7, Colter Bean (1996-2000)

GAMES STARTED

Series: 2, Tim Hudson (1997)
 2, Ryan Halla (1995)
 2, John Powell (1994)
 2, Stacy Jones (1987)
 2, Mark Chapman (1987)
 2, Q.V. Lowe (1967)
 2, Hayden Gliemmo (1998)
 Career: 4, Chris Bootcheck (1998-00)

GAMES RELIEVED

Series: 4, Finley Woodward (1995)
 Career: 7, Colter Bean (1996-00)

WINS

Series: 2, Tim Hudson (1997)
 2, John Powell (1994)
 2, Q.V. Lowe (1967)
 Career: 3, John Powell (1993-94)

LOSSES

Series: 2, Scott Roney (1978)
 2, Kevin Knorst (1998)
 Career: 2, Chris Bootcheck (1998-00)
 2, Ryan Halla (1993-95)
 2, Kevin Knorst (1998-00)
 2, Scott Roney (1978)

SAVES

Series: 2, Colter Bean (1998)
 2, Patrick Dunham (1997)
 2, Finley Woodward (1995)
 2, Joe Beckwith (1976)
 Career: 2, Colter Bean (1998)
 2, Patrick Dunham (1997)
 2, Finley Woodward (1995)
 2, Joe Beckwith (1976)

INNINGS PITCHED

Game: 13.0, Q.V. Lowe vs. Clemson (1967)
 Series: 25.0, Q.V. Lowe (1967) [2 games]
 Career: 27.1, Levale Speigner (2000-03) [6 games]

STRIKEOUTS

Game: 14, John Powell vs. Arizona (5/28/93) [9 IP]
 14, Q.V. Lowe vs. Clemson (1967) [13 IP]
 Series: 26, Q.V. Lowe (1967) [2 games]
 22, John Powell (1994) [2 games]
 Career: 36, John Powell (1993-94) [3 games]

BASES ON BALLS

Game: 6, Josh Sullivan vs. Florida State (6/4/05)
 6, Ryan Halla vs. Okla. State (5/29/93)
 Series: 6, Josh Sullivan (2005) [1 game]
 6, Ryan Halla (1993) [1 game]
 6, Tim Hudson (1997) [2 games]
 Career: 13, Ryan Halla (1993-95) [6 gms/23.1 IP]

NATIONAL POLLS

BASEBALL AMERICA

May 30

1. Tennessee*
2. Stanford
3. Virginia Tech
4. Texas A&M*
5. Oregon State
6. Miami
7. Louisville
8. Oklahoma*
9. Maryland
10. Gonzaga
11. Oklahoma State
12. North Carolina
13. Texas
14. Notre Dame
15. TCU
16. Texas State
17. Southern Miss
18. Florida
19. UCLA
20. East Carolina
21. Arkansas*
22. Texas Tech*
23. UC Santa Barbara
24. **AUBURN**
25. Virginia

D1 BASEBALL

May 30

1. Tennessee*
2. Stanford
3. Oregon State
4. Virginia Tech
5. Texas A&M*
6. Oklahoma State
7. Miami
8. Louisville
9. Oklahoma*
10. East Carolina
11. North Carolina
12. Maryland
13. Texas State
14. Gonzaga
15. Southern Miss
16. Texas
17. Notre Dame
18. Florida
19. UCLA
20. UC Santa Barbara
21. Georgia Southern
22. TCU
23. Arkansas*
24. Texas Tech*
25. **AUBURN**

USA TODAY

May 30

1. Tennessee*
2. Oregon State
3. Virginia Tech
4. Stanford
5. Oklahoma State
6. Miami
7. Texas A&M*
8. Maryland
9. Louisville
10. Southern Miss
11. Notre Dame
12. Texas
13. Arkansas*
14. Texas State
15. Texas Tech*
16. North Carolina
17. East Carolina
18. Gonzaga
19. Virginia
20. **AUBURN**
21. UC Santa Barbara
22. Florida
23. TCU
24. Georgia Southern
25. UCLA

NCBWA

May 30

1. Tennessee*
2. Stanford
3. Oregon State
4. Virginia Tech
5. Texas A&M*
6. Oklahoma State
7. Maryland
8. Texas
9. Notre Dame
10. Miami
11. Texas Tech*
12. Louisville
13. Gonzaga
14. Oklahoma*
15. Texas State
16. UCLA
17. Southern Miss
18. Arkansas*
19. UC Santa Barbara
20. Florida
21. Virginia
22. TCU
23. East Carolina
24. LSU*
25. North Carolina

PERFECT GAME

May 30

1. Tennessee*
2. Stanford
3. Texas A&M*
4. Virginia Tech
5. Oregon State
6. Oklahoma State
7. Miami
8. Oklahoma
9. Texas
10. East Carolina
11. Louisville
12. Southern Miss
13. UC Santa Barbara
14. Notre Dame
15. North Carolina
16. Texas Tech*
17. Gonzaga
18. UCLA
19. Maryland
20. Florida
21. Texas State
22. Arkansas*
23. LSU*
24. San Diego
25. Georgia Southern

COLLEGIATE BASEBALL

May 30

1. Tennessee*
2. Stanford
3. Virginia Tech
4. UC Santa Barbara
5. Oregon State
6. Texas A&M*
7. Louisville
8. East Carolina
9. Arkansas*
10. Miami
11. Texas State
12. TCU
13. UCLA
14. Oklahoma State
15. Texas Tech*
16. Oklahoma*
17. Texas
18. North Carolina
19. LSU*
20. Oregon
21. Maryland
22. Southern Miss
23. Notre Dame
24. Virginia
25. Florida

AUBURN IN THE POLLS

BA D1 CB NC PG USA

Pre.	NR	NR	NR	NR	NR	NR
2/21	NR	NR	NR	NR	NR	NR
2/28	NR	NR	NR	NR	NR	NR
3/7	NR	NR	NR	NR	NR	NR
3/14	NR	NR	NR	NR	NR	NR
3/21	NR	NR	NR	NR	NR	NR

BA D1 CB NC PG USA

3/28	NR	NR	NR	NR	NR	NR
4/4	25	NR	18	NR	NR	NR
4/11	17	17	14	23	19	22
4/18	23	19	21	25	25	22
4/25	21	19	17	19	19	21
5/2	21	19	19	22	19	18

BA D1 CB NC PG USA

5/9	21	20	21	22	22	20
5/16	20	19	23	19	19	18
5/23	20	24	23	23	NR	21
5/30	24	25	NR	NR	NR	20

NEWS & NOTES

HOST WITH THE MOST

- This season marks the fifth time in program history Auburn has hosted a NCAA Regional, joining the 1978, 1999, 2003 and 2010 seasons.
- The Tigers are 9-7 in NCAA Regional contests at home, including winning the 1999 Auburn Regional.

RECENT REGIONAL SUCCESS

- This season marks the program's fourth regional appearance in the last five full seasons.
- Auburn is 8-2 in regional games under head coach Butch Thompson and enters the 2022 regional have won six straight contests by a combined score of 66-25.
- The Tigers won back-to-back regionals for the first time in program history in 2018 (Raleigh) and 2019 (Atlanta).
- Auburn was one of five schools to sweep back-to-back regionals during the span - joining Arkansas, North Carolina, Texas Tech and Vanderbilt - and was the only program to do it on the road twice.

NCAA RESUME

- Auburn was the only team in the top four in the SEC West to play No. 1 Tennessee during the regular season.
- The team's 37 regular season wins were tied for the third most in the SEC and tied for the most by an Auburn team since 2010 - the last time the program hosted.
- Twenty-nine of the team's 37 wins came against teams who finished the regular season .500 or better.

TREDDING UP UNDER THOMPSON

- Auburn turned in a .500 or better conference record for the third time under head coach Butch Thompson (2017: 16-14; 2018: 15-15; 2022: 16-13).
- Prior to Thompson's arrival in the fall of 2015, the program had only one winning conference season (2010: 20-10) from 2004-15.

LAST 30 GAMES

- Auburn went 20-10 in the last 30 games of the regular season, trailing only Tennessee (24-6) and Texas A&M (21-9) among SEC teams during the span.
- Of the team's 10 losses in the last 30 games, six came against teams ranked in the top 12 at the time of competition, including four losses against the top three.

MODEL OF CONSISTENCY

- Auburn hasn't lost more than two consecutive games all season and has lost back-to-back games only three times.
- The team had a .500 or better record during 12 of the 14 weeks this season. The two exceptions were without midweek games prior to series losses against then No. 1 Ole Miss and then No. 3 Arkansas.

HOME SWEET HOME

- Auburn wrapped up the regular season 22-9 in home games, including 9-5 in league games at Plainsman Park.
- The Tigers have won 10 of the last 12 home games.
- The 22 home wins are seven more than last year, and the nine home SEC wins are five more than a year ago.
- The Tigers outscored opponents 241-144 while hitting .308 with a 3.79 ERA in 31 home games.

ROAD WARRIORS

- Starting with a win at Troy on May 10, six of Auburn's last nine games have come away from Plainsman Park.
- The Tigers are 15-10 in games played away from Plainsman Park, tied with Tennessee for the most regular-season road/neutral-site wins among SEC teams.
- The 15 wins are the second most wins by an Auburn team since 2003 (16 wins in 2019).

FLIP THE SCRIPT

- After going 11-16 in games decided by two or fewer runs last year, Auburn is 16-7 in such games this season.
- One-run games:
 - 2021: 7-10
 - 2022: 9-4
- Two-run games:
 - 2021: 4-6
 - 2022: 7-3

COMEBACK KIDS

- Trailing in the early stages of game two at Kentucky, Auburn's 6-3 win against the Wildcats marked the team's 20th in a game in which the team has trailed this season.
- The six-run comeback win against South Alabama on Mar. 22 was the team's largest since coming back from a seven-run deficit against Florida A&M on Feb. 22, 2017.

PITCHING HAS BEEN ON POINT

- Auburn's pitching staff has turned in a 3.99 ERA in the last 10 games of the season, holding the opponent to four runs or less six times during the span.
- The team's bullpen is 5-2 with a 2.55 ERA during the final 10-game stretch.
- The bullpen held Alabama scoreless and allowed just six baserunners (4 H, 1 BB, 1 HBP) with 12 strikeouts in 11.2 innings in two games against the Crimson Tide.
- The group didn't allow a run in 22.2 innings from May 10 at Troy until the ninth inning vs. Samford last Tuesday.

WHAT'S THE MAGIC NUMBER?

- Auburn is 33-10 when scoring four or more runs and 4-9 when scoring three or fewer runs this season.

THE HIGHEST HONOR

- Sonny DiChiara became the third player in program history to earn SEC Player of the Year honors joining Tim Hudson (1997) and Hunter Morris (2010) on the list.
- DiChiara is second in the country in OBP (.556) and tops in the league in slugging (.787) while ranking third in average (.379).
- DiChiara is fourth among Division I players with 59 career home runs. His 18 homers this year are the most by an Auburn player since 2010 and T-10th in program history.

ALL-SEC HONORS

- Along with his Co-Player of the Year nod, DiChiara was named First Team All-SEC, becoming the first position player to earn first-team honors since 2011.
- Junior closer Blake Burkhalter was named Second Team All-SEC, while third baseman Blake Rambusch was named to the SEC All-Defensive Team.

THUNDER AND LIGHTNING

- Sonny DiChiara and Blake Rambusch have combined for 145 hits (.362 average) and 93 runs in their first season on the Plains.

REACHING BASE AT RECORD-SETTING RATE

- DiChiara has reached base in 51 of 52 games this season, recently snapping a 48-game on-base streak dating back to last year.
- He has reached multiple times in 43 games this year, including 24 of 29 in SEC play, and has reached at least three times in 28 games.
- DiChiara's .556 OBP is 49 points higher than any other SEC player and the third highest in the NCAA in the last 10 full seasons.

WALK THIS WAY

- DiChiara leads the country with 62 walks and 1.19 walks per game, ranking second in program history in the category.
- Frank Thomas holds the Auburn record with 73 walks drawn in 1989.

RAMBUSCH RAKES

- Rambusch finished the regular season as the SEC leader in hits with 80 and ranked tied for sixth with 42 hits in SEC play.
- Rambusch went on a 17-game hitting streak earlier this year, the longest since 2015-16, and has multiple hits in 25 games, two shy of tying for the most by an Auburn player since 2012.
- The redshirt junior has reached base in 111 of the last 114 games dating back to the final 13 games of his freshman season at Grayson.
- Including his time at Grayson, Rambusch collected his 200th career hit at Troy (May 10).
- His 81 hits are the most since 2017 and the sixth most since 2010.

BOBBY'S FINDING BARRELS

- Since being inserted into the starting lineup in the middle game at LSU, Bobby Peirce is second on the team with a .313 average, seven homers and 21 RBI.
- Peirce has accounted for five of the team's last 14 and seven of the last 25 homers, including a pair of game-winning homers in SEC play - one in the 7th inning vs. South Carolina (Apr. 22) and another in the 9th inning at No. 1 Tennessee (Apr. 30).
- He collected another go-ahead hit with a RBI single in the seventh inning of the series-clinching win against Alabama.

HOWELL'S HOLDING IT DOWN

- Senior outfielder Kason Howell has started in 180 games in his Auburn career, including 104 straight games in center field.
- The fourth-year senior has registered career highs in runs (45), hits (65), doubles (16) and RBI (34) this season.

NATE THE GREAT BEHIND THE PLATE

- Junior catcher Nate LaRue started in 26 of the final 27 SEC regular season and tournament games behind the plate.
- He has thrown out 10 of 15 would-be base stealers this season, tied for the second most in the league.

CLOSING TIME

- Blake Burkhalter leads the SEC and is sixth in the NCAA with 13 saves this season, tied for the third most in program history.
- He became the first Auburn pitcher in program history and first pitcher from the SEC since 2017 to record three saves in a series, accomplishing the feat vs. South Carolina.
- In 47 career appearances and 63.2 innings, Burkhalter has turned in a 2.97 ERA and has registered 89 strikeouts.

GIVE IT TO 'EM, GONZO

- After turning in 7.0 scoreless innings vs. South Carolina on Apr. 24, Joseph Gonzalez had turned in four straight quality starts in SEC play, becoming the first Auburn pitcher to do so since Casey Mize in 2018.
- He also became the first Auburn pitcher to win four straight SEC starts since Keegan Thompson did so in 2015.
- Since suffering a loss against Arkansas on May 8, Gonzalez has allowed one run in his last 10.0 innings with both starts being interrupted by weather (his start vs. Alabama did not register into season stats).

FUTURE'S BRIGHT

- Junior right-hander Trace Bright was Auburn's only pitcher to start all 14 weekends during the regular season.
- Bright turned in three straight quality starts from Feb. 26-Mar. 13.
- The team has won each of his last five starts dating back to Apr. 23.

SKIP TO MY LOU

- Senior lefty Carson Skipper has made 65 career appearances in an Auburn uniform, approaching the top 10 in career history.
- After making 47 straight relief appearances dating back to the start of 2020, Skipper made his first start since 2019 against Kentucky in the SEC Tournament, striking out a season-high seven batters, including six straight at one point, in 3.0 scoreless innings.

LIKE FATHER LIKE SON

- Brody Moore is the son of former Auburn and All-SEC shortstop Brandon Moore (1991-94).
- After wearing No. 19 and playing primarily second base in his first three seasons on the Plains, Brody has a new number and position in 2022 - No. 4 and shortstop - just like his dad.
- Brandon hit .332 in four years and 242 games in an Auburn uniform. Brody is a .291 career hitter in 134 games, including 122 starts.

CARLSON'S HAD A CAREER

- Brooks Carlson went on a season-best 11-game hitting streak from Apr. 26-May 17, hitting .350 (14-for-40) with three doubles and two homers during the hot streak.
- He leads the team with a .353 average (12-for-34) in the last 10 games.
- Carlson is ninth among active NCAA Division I players with 284 career hits. He also ranks ninth in runs (181), 11th in total bases (439), T-13th in doubles (57) and 18th in RBI (169).
- He hit .300 or higher in each of his four seasons at Samford and is currently fourth on Auburn with a .309 average.

COMING ON STRONG

- After not making an appearance from Mar. 29-May 7, freshman right-hander John Armstrong has made five appearances in the last nine games.
- He is 1-0 with a 2.16 ERA and 12 strikeouts to go along with two walks in 8.1 innings during the recent stretch.

KEEPING IT CLEAN

- Auburn's .980 fielding percentage is good for the 11th best clip in the country and is four points clear of the highest registered fielding percentage in program history.
- The Tigers are 18-5 in games when it doesn't commit an error.

LATE LEADS

- Auburn is 29-2 when leading after seven innings and 32-2 when ahead after eight.
- On the other spectrum, the Tigers are 4-14 when trailing after seven innings and 3-14 when trailing after eight.

CAPACITY CROWDS

- Auburn has sold out Plainsman Park seven times this season, marking the most sellouts since the ballpark's renovation in 1996.
- The average attendance of 3,598 is also the most in program history while the total attendance of 111,563 is less than 100 shy of setting a program record.

200-WIN PLATEAU

- Head coach Butch Thompson won his 200th game in an Auburn uniform in a 5-1 win in the series opener against Vanderbilt on Apr. 8.
- Thompson is Auburn's third coach to amass 200 wins, joining Baird (634) and Nix (515).

THE FEW, THE PROUD

- Fourth year players Brody Moore, Kason Howell, Brooks Fuller, Garrett Wade and Carson Skipper are the only members of the team left from the 2019 team that made the program's first appearance in the CWS in 22 years.

EPITOME OF AUBURN BASEBALL

- One of four Legacy Leaders on this year's team, Farquhar was named to the 2022 SEC Community Service Team.
- Along with his service efforts, Farquhar has served on Auburn Athletics student athlete advisory committee for two years.

SEC GRADUATES

- Auburn players Garrett Farquhar, Brooks Fuller, Josh Hall, Brody Moore, Carson Skipper and Garrett Wade earned their degrees in May.

MLB SUCCESS ON STAFF

- Auburn's coaching staff has 54 years of experience in professional baseball, including 32 years in the MLB between pitching coach Tim Hudson (17 years), hitting coach Gabe Gross (seven years), strength coach Chris Joyner (eight years).
- Other members of the coaching and support staff with professional experience include assistant coach Karl Nonemaker, director of player development Aaron Everett and athletic trainer Anthony Sandersen.

AUBURN IN THE MLB DRAFT

- The 2021 MLB Draft marked the 47th consecutive year Auburn had at least one player selected, tied for the longest active streak in the SEC.
- Ryan Bliss was drafted by the Arizona Diamondbacks in the second round with the 42nd overall pick in last year's draft, becoming the fifth-highest position player and ninth-highest draft pick overall in Auburn history.
- It marked the sixth straight season Auburn had a top-five-round pick, marking the first time in program history to accomplish the feat.

TIGERS IN THE PROS

- Four former players in Garrett Cooper (Marlins), Josh Donaldson (Yankees), Casey Mize (Tigers) and Keegan Thompson (Cubs) began the 2022 season on MLB rosters.
- Eight more former Auburn players started the season at Triple-A.

AUBURN IN THE NATIONAL AND SEC RANKINGS

(as of May 31)

TEAM	TOTAL	NCAA	SEC
Fielding percentage	.980	11	5
Shutouts	4	32	4
K/9.0 IP	10.0	25	8
Sacrifice flies	28	41	4
Hits allowed/9.0 IP	8.57	43	6
Double plays	45	45	3
ERA	4.43	46	6
K/BB ratio	2.48	47	8
WHIP	1.40	48	7
40 B. BURKHALTER	TOTAL	NCAA	SEC
Saves	13	6	1
17 SONNY DICHIARA	TOTAL	NCAA	SEC
On-base percentage	.556	2	1
Walks	62	1	1
Walks/game	1.19	1	1
Slugging percentage	.787	7	1
Home runs/game	0.35	37	6
Home runs	18	43	6
Batting average	.379	50	3
45 JOSEPH GONZALEZ	TOTAL	NCAA	SEC
BB/9.0 IP	1.44	28	3
ERA	2.74	50	5
28 NATE LARUE	TOTAL	NCAA	SEC
Sacrifice flies	6	34	3

THE LAST TIME...

BATTING SUPERLATIVES

5 hits in a game Anfernee Grier at Kennesaw St. [5-for-6] (4/12/16)
 6 hits in a game Tyler Johnstone vs. Elon [6-for-7, 2B, 3B] (2/25/05)

Reached base 6 times Bryson Ware vs. Alabama A&M [3-5, 3 BB] (2/24/21)

4 runs in a game
 5 runs in a game **Cole Foster vs. Southeastern (6/3/22)**
 6 runs in a game Rankin Woley vs. #18 Boston College (3/6/21)
 Bryson Ware vs. Alabama A&M (2/24/21)

10-game hitting streak
15-game hitting streak
 20-game hitting streak
 25-game hitting streak
 30-game hitting streak

3 doubles in a game Ryan Bliss vs. LSU (5/6/21)
 4 doubles in a game Ken Dempsey vs. Georgia (1971)

2 triples in a game Jay Gonzalez vs. Alabama State (2/28/12)
 3 triples in a game never

2 home runs in one game
3 home runs in one game

7 RBI in a game Brody Moore vs. Alabama A&M (2/24/21)
 8 RBI in a game Justin Bryant at Georgia (3/19/10)
9 RBI in a game
 10 RBI in a game **Cole Foster vs. Southeastern (6/3/22)**
 Bob Berry vs. Huntington (4/15/82)

Grand slam home run
 Inside-the-park home run Kason Howell at Alabama (4/15/21)
 HR to begin game Ryan Bliss vs. #11 Ole Miss (5/25/21)

Two HR in one inning
HR in consecutive at-bats
 HR in three consecutive at-bats
HR in consecutive games
HR in three consecutive games
 HR in three consecutive SEC games
 HR in four consecutive games
 HR in four consecutive SEC games
 HR in five consecutive games

Walk-off HR
 Pinch-hit HR
 Pinch-hit grand slam
 HR in first at-bat of season
 HR in both games of DH

Hit for the cycle Judd Ward [3B, 1B, HR, 2B] vs. Illinois-Chicago (G1 - 2/15/20)

Hit from both sides of plate in same inning
Two hits in same inning

Stole home
Stole two bases in a game
 Stole three bases in a game

Hit by a pitch 2 times in a game
 Hit by a pitch 3+ times in a game

Scored 20 or more runs 20 vs. Wright State (2/29/20)
 Scored 25 or more runs 25 vs. Longwood (2/17/18)
 Scored 30 or more runs 33 vs. Alabama A&M (2/24/21)

Scored 5 runs in an Inning
Scored 6 runs in an Inning
Scored 7 runs in an Inning
 Scored 8 runs in an Inning
Scored 9 runs in an Inning
Scored 10+ runs in an Inning
 Recorded 10+ hits in an Inning
 Scored in every inning

Recorded 15-19 hits
Recorded 20 or more hits

Hit 3 or more home runs in an inning
Hit 3 or more home runs in a game
 Hit 5 or more home runs in a game
Hit 7 or more home runs in a game
 Hit back-to-back home runs
 Hit back-to-back-to-back home runs

Had 5 doubles
 Had 6 doubles
 Had 7 doubles
 Had 8 doubles
 Had 9+ doubles

Stole 5 bases in a game
 Stole 6 bases in a game
 Stole 7 bases in a game
 Stole 8 bases in a game

Walked 10+ times
 Did not strike out in a game

PITCHING SUPERLATIVES

INDIVIDUAL
 Nine-inning no-hitter Casey Mize vs. Northeastern (3/9/18)
 Nine-inning no-hitter (combined) Mike Mueller [2.0], Lee Carter [1.0],
 Brandon Channell [1.0], Reid Price [1.0], Andrew Skinner [1.0], Arnold
 Hughey [1.0], Ken Clayton [1.0], Cory Duettt [0.2], Sean Jones [0.1]
 vs. UAB (3/19/02)

Seven-inning no-hitter Jason Johnson vs. LaGrange College (4/30/91)

Nine-inning perfect game Eric Brandon vs. Murray State (3/2/02)
 Seven-inning perfect game Jason Johnson vs. LaGrange College (4/30/91)

Nine-inning one-hitter (individual) Keegan Thompson vs. Presbyterian (3/1/14)
 Nine-inning one-hitter (combined) Tanner Burns [7.0], Cody Greenhill [2.0]
 vs. Chicago State (3/6/20)

Five-inning one-hitter Kevin Davis [3.2], Jacob Milliman [1.1], vs. Radford
 (2/22/15)

Nine-inning two-hitter Tanner Burns [9.0] vs. Cincinnati (3/1/19)

Complete game
 Complete game shutout **Joseph Gonzalez vs. #12 Vanderbilt (4/10/22)**
 Consecutive complete games Jack Owen vs. UTSA (3/9/19)
 K. Thompson vs. Arkansas & LSU (4/4 & 4/11/15)

Struck out 10 batters
Struck out 11 batters
 Struck out 12 batters
 Struck out 13 batters
 Struck out 15 batters

10 Trace Bright vs. Southeastern (6/3/22)
11 by Jordan Armstrong vs. Yale (2/25/22)
 12 by Casey Mize at Kentucky (3/23/18)
 13 by Casey Mize vs. Texas A&M (3/16/18)
 15 by Tanner Burns vs. Cincinnati (3/1/19)

TEAM
Struck out 15+ batters
 Struck out 20+ batters

Struck out 15 batters consecutive games
 Struck out an opponent
Consecutive shutouts
 Three straight shutouts 2-0 vs. UT Martin / 6-0 vs. UTSA / 5-0 vs. UTSA (3/6-9/19)
Shut out an SEC opponent
 Shut out an SEC opponent on the road
 Consecutive SEC shutouts
 Consecutive SEC shutouts on the road
Was shut out
 Was held to one hit
 Was no hit

15, Barnett [5], Copeland [1], Allsup [3], Swilling [6]
at Jacksonville State (4/26/22)
 20, Fuller [4], Watson [4], Anderson [3], Greenhill [4],
 Skipper [3], Wade [2] vs. #9 Arkansas (4/5/19)
 vs. Ga State, at Missouri (4/5-7/16)
2-0 vs. South Carolina (4/24/22)
16-0 / 12-0 [7] vs. Rhode Island (3/5/22)
 2-0 vs. South Carolina (4/24/22)
2-0 vs. South Carolina (4/24/22)
 3-0 at Missouri (5/21/21)
 5-0 and 4-0 at Miss. State (3/27-28/15)
 5-0 and 4-0 at Miss. State (3/27-28/15)
3-0 vs. Oklahoma (2/18/22)
 vs. #24 Missouri (4/1/18)
 vs. #13 Arkansas (5/25/17)

FIELDING SUPERLATIVES
2 errors in a game
 3 errors in a game
 4 errors in a game

3 double plays turned in a game
 4 double plays turned in a game
 5 double plays turned in a game

Triple play (Auburn)
 Triple play (Opponent)

Threw a runner out at HP to end game

MISC. SUPERLATIVES
 Won 10 or more consecutive games 15 (2/24-3/22/19)
 Won 15 or more consecutive games 15 (2/24-3/22/19)
 Won 8 or more consecutive SEC games 9 (4/1-21/95)
 Lost 5 or more consecutive games 5 (4/2-11/21)

Home winning streak 21 (1964-66)
 Road winning streak 14 (1967/1995)
 Season-opening winning streak 17 (2/7-3/5/97)

Extra-innings victory
Extra-innings loss

Swept a 3-game series
 Swept a road series
 Swept a road SEC series
Swept a SEC series
Swept a 4-game series
Swept a doubleheader

Allowed 3 runs or fewer in a three-game series
Allowed 3 runs or fewer in a four-game series
 Allowed 3 runs or fewer in a SEC series
 Allowed 4 runs or fewer in a series
 Allowed 4 runs or fewer in a SEC series
 Allowed 3 runs or fewer in a road series
 Allowed 3 runs or fewer in a SEC road series

Overcome a deficit of 7+ runs 7 runs, [7-0, 12-8] vs. Florida A&M (2/22/17)

Won a 1-0 game
 Lost a 1-0 game

Walk-off win
Walk-off loss

7-5, vs. Alabama State [10 inn] (4/19/22)
4-5, at Texas A&M [11 inn] (3/26/22)

vs. South Carolina (4/22-24/22)
 at Alabama (4/20-21/18)
 at Alabama (4/20-21/18)
vs. South Carolina (4/22-24/22)
Rhode Island (3/4-6/22)
Rhode Island (3/5/22)

2, vs. Chicago State (3/6-8/20)
3, vs. Rhode Island (3/4-6/22)
 3, vs. Miss. State (3/27-29/15)
 3, vs. UTSA (3/8-9/19)
 4, vs. Georgia (4/23-25/15)
 3, vs. Miss. State (3/27-29/15)
 3, vs. Miss. State (3/27-29/15)

vs. Mercer (5/30/15) [NCAA Regional]
 vs. Ohio State (2/15/14)

vs. Alabama State [10 inn.] (4/19/22)
at Mississippi State [9 inn.] (4/14/22)

HITTER PROFILES

31 • MIKE BELLO OF

6-1 • 190 • FR • Oak Ridge, N.J. • Pope John XXIII

- Is 2-for-4 with a walk in pinch-hitting opportunities
- Robbed a two-run HR to preserve a 2-0 lead in the 6th inning of the series finale vs. S. Carolina (4/24)
- Hit his first career homer in game two at AGM (3/26)
- Went 3-for-3 and reached base 5x in his first start

CAREER STATISTICS

YEAR	AVG	GP-GS	AB	R	H	2B	3B	HR	RBI	SB-A
2022	.243	34-18	70	13	17	3	0	1	8	1-1

SEASON HIGHS

AB: 5, two times	5, two times
R: 4, two times	4, two times
H: 3, vs. Ole Miss (3/18)	3, vs. Ole Miss (3/18/22)
2B: 1, three times	1, three times
HR: 1, at Texas AGM (3/26)	1, at Texas AGM (3/26/22)
RBI: 2, two times	2, two times

19 • BROOKS CARLSON IF

5-11 • 192 • GR • Mobile, Ala. • Samford

- Hitting a team-best .353 in the last 10 games
- Went on a season best 11-game hitting streak from Apr. 26-May 17, hitting .350 during the stretch
- Has a trio of game-tying/go-ahead hits in the 6th inning or later in SEC play
- Ranks 9th among active NCAA players in career hits

CAREER STATISTICS

YEAR	AVG	GP-GS	AB	R	H	2B	3B	HR	RBI	SB-A
2018*	.343	62-61	230	48	79	16	1	10	47	1-3
2019*	.345	59-59	226	47	78	17	2	6	41	0-1
2020*	.500	15-15	50	18	25	4	0	3	19	0-1
2021*	.301	50-49	186	38	56	13	1	6	37	2-2
2022	.309	44-37	149	30	46	7	0	5	25	0-0
TOTAL	.338	230-220	841	181	284	57	4	30	165	3-7

SEASON HIGHS

AB: 6, vs. Alabama St. (4/19)	6, four times
R: 3, vs. Rhode Island (3/5)	3, eight times
H: 3, three times	4, four times
2B: 1, seven times	2, five times
HR: 1, five times	1, 30 times
RBI: 4, vs. Kennesaw St. (4/20)	7, at VMI (5/7/21)

17 • SONNY DICHIARA IF

6-1 • 263 • SR • Hoover, Ala. • Samford

- Became Auburn's third SEC Player of the Year, joining Tim Hudson (1997) and Hunter Morris (2010)
- Dick Howser Trophy & Golden Spikes Award Semifinalist
- Has reached base multiple times in 43 games
- Leads the SEC in OBP (.556) and SLG (.787)
- Ranks 4th among active players in career HR
- His 18 HR are the most by an Auburn player since 2010

CAREER STATISTICS

YEAR	AVG	GP-GS	AB	R	H	2B	3B	HR	RBI	SB-A
2019*	.293	55-55	198	40	58	7	0	21	55	0-0
2020*	.328	15-15	61	9	20	3	0	2	21	0-0
2021*	.273	56-56	194	44	53	9	0	18	46	0-0
2022	.379	52-52	169	47	64	15	0	18	48	0-0
TOTAL	.314	178-178	621	140	195	34	0	59	170	0-0

SEASON HIGHS

AB: 5, six times	6, two times
R: 3, five times	3, six times
H: 4, at LSU (4/2)	4, two times
2B: 2, two times	2, two times
HR: 2, vs. Vandy (4/10)	2, nine times
RBI: 5, vs. Vandy (4/10)	6, at Wofford (4/26/21)

6 • RYAN DYAL C

5-10 • 197 • R-SO • Senoia, Ga. • East Coweta

- Named a Collegiate Baseball National Player of the Week after leading the league with 12 RBI from Mar. 1-6
- Became the first AU player with multiple outfield assists in same inning since 1996

CAREER STATISTICS

YEAR	AVG	GP-GS	AB	R	H	2B	3B	HR	RBI	SB-A
2021	.200	31-22	70	18	14	2	0	3	7	1-1
2022	.222	30-27	90	23	20	4	0	4	26	0-0
TOTAL	.213	61-49	160	41	34	6	0	7	33	1-1

SEASON HIGHS

AB: 5, two times	5, four times
R: 3, vs. Troy (2/23)	3, two times
H: 2, six times	2, seven times
2B: 1, four times	1, two times
HR: 1, four times	1, seven times
RBI: 4, vs. Rhode Island (3/6)	4, vs. Rhode Island (3/6/22)

11 • GARRETT FARQUHAR IF

5-11 • 187 • 5th • Hoover, Ala. • Shelton State

- Has started in six straight games, hitting .300 (6-for-20) with two doubles and four RBI
- Went 3-for-10 with a double and two RBI at Kentucky
- Gave Auburn a lead with a two-run double in the five-run 2nd inning at Samford (5/17)

CAREER STATISTICS

YEAR	AVG	GP-GS	AB	R	H	2B	3B	HR	RBI	SB-A
2018*	.331	52-1	175	39	58	8	2	1	32	10-13
2019*	.363	55-1	168	54	61	11	2	2	31	14-16
2020	.263	13-10	38	15	10	2	0	0	10	1-1
2021	.375	20-5	32	8	12	4	0	0	7	1-1
2022	.235	36-17	68	15	16	3	0	2	12	0-0
AU	.275	69-32	138	38	38	9	0	2	29	2-2
TOTAL	.326	176-32	481	131	157	28	4	5	92	26-31

SEASON HIGHS

AB: 6, vs. UAB (3/2)	6, vs. UAB (3/2/22)
R: 2, three times	4, two times
H: 2, three times	3, seven times
2B: 1, three times	2, two times
HR: 1, two times	1, four times
RBI: 2, four times	4, two times

CAREER HIGHS

6, vs. UAB (3/2/22)	4, two times
3, seven times	2, two times
1, four times	1, four times
4, two times	4, two times

7 • COLE FOSTER IF

6-1 • 190 • SO • Plano, Texas • Plano Senior

- Has missed the last six games due to injury
- Auburn is 30-13 in games he has started
- Hit .309 with 5 HR in 21 SEC games, marking the 3rd best AVG and HR on the team

CAREER STATISTICS

YEAR	AVG	GP-GS	AB	R	H	2B	3B	HR	RBI	SB-A
2021	.292	15-4	24	5	7	3	0	0	1	0-0
2022	.259	44-43	139	30	36	5	0	6	32	1-2
TOTAL	.264	59-47	163	35	43	8	0	6	33	1-2

SEASON HIGHS

AB: 5, six times	5, six times
R: 3, at MSU (4/14)	3, two times
H: 3, two times	3, two times
2B: 1, five times	1, eight times
HR: 1, six times	1, six times
RBI: 4, vs. Alabama State (3/1)	4, vs. Alabama State (3/1/22)

CAREER HIGHS

5, six times	3, two times
3, two times	3, two times
1, eight times	1, six times
1, six times	4, vs. Alabama State (3/1/22)

16 • CAM HILL IF/LHP

6-5 • 214 • SO • Madison, Ala • Bob Jones

- Went on an 8-game hitting streak from Apr. 12-29, going 11-for-27 (.407)

CAREER STATISTICS

YEAR	AVG	GP-GS	AB	R	H	2B	3B	HR	RBI	SB-A
2021	.270	35-30	111	19	30	6	1	5	22	0-0
2022	.269	36-26	104	15	28	7	0	0	16	0-1
TOTAL	.270	71-56	215	34	58	13	1	5	38	0-1

SEASON HIGHS

AB: 5, four times	5, six times
R: 3, vs. Alabama State (3/1)	4, at Missouri (5/20/21)
H: 3, vs. Alabama State (3/1)	3, four times
2B: 1, seven times	2, vs. Texas AGM (5/16/21)
HR: --	1, five times
RBI: 2, three times	4, vs. Boston College (3/6/21)

CAREER HIGHS

5, six times	3, four times
2, vs. Texas AGM (5/16/21)	1, five times
1, five times	4, vs. Boston College (3/6/21)

5 • KASON HOWELL OF

6-0 • 180 • SR • Argyle, Texas • Liberty Christian

- Has started in CF in 104 straight games
- Went 3-for-11 with a double and two RBI at Kentucky
- Is 2nd on the team with 18 multi-hit games and nine multi-RBI games this season
- Drove in the tying run with two outs in the 9th in the middle game at Tennessee (4/30)
- Appeared on #SCTop10 as the No. 2 play for robbing a two-run HR in the third inning at Jax State (4/26)

CAREER STATISTICS

YEAR	AVG	GP-GS	AB	R	H	2B	3B	HR	RBI	SB-A
2019	.262	63-63	225	31	59	10	0	0	28	14-16
2020	.359	11-10	39	8	14	7	0	0	6	0-0
2021	.260	52-51	177	29	46	12	0	8	30	8-13
2022	.294	56-56	221	45	65	16	2	2	34	11-12
TOTAL	.278	182-180	662	113	184	45	2	10	98	33-41

SEASON HIGHS

AB: 6, two times	6, five times
R: 3, vs. Kennesaw St. (4/20)	3, four times
H: 3, eight times	3, 16 times
2B: 2, two times	2, three times
HR: 1, two times	2, two times
RBI: 3, vs. Ole Miss (3/18)	5, at Missouri (5/20/21)

CAREER HIGHS

6, five times	3, four times
3, four times	3, 16 times
2, three times	2, three times
2, two times	2, two times
5, at Missouri (5/20/21)	

37 • MASON LAND IF

5-10 • 173 • JR • Cantonment, Fla. • Chatt Valley

- Has started eight straight games in LF
- Went on a 7-game hitting streak from May 8-20, hitting .381 during the span
- Drove in the game-winning run on a pinch-hit safety squeeze in the 8th Saturday against Arkansas (5/7)

CAREER STATISTICS

YEAR	AVG	GP-GS	AB	R	H	2B	3B	HR	RBI	SB-A
2020*	.250	3-1	4	2	1	0	0	0	0	0-0
2021*	.367	51-1	166	58	61	10	1	7	43	4-4
2022	.244	28-9	45	4	11	1	0	0	3	0-0
TOTAL	.340	82-10	215	64	73	11	1	7	46	4-4

SEASON HIGHS

AB: 5, at Troy (5/10)	5, five times
R: 1, four times	4, two times
H: 2, at Troy (5/10)	4, two times
2B: 1, at Troy (5/10)	2, vs. Snead State (5/9/21)
HR: --	2, vs. Wallace-Dothan (4/29/21)
RBI: 1, three times	5, at Lurleen B. Wallace (4/7/21)

CAREER HIGHS

5, five times	4, two times
4, two times	4, two times
2, vs. Snead State (5/9/21)	2, vs. Wallace-Dothan (4/29/21)
5, at Lurleen B. Wallace (4/7/21)	

28 • NATE LARUE RHP/C

6-3 • 217 • JR • Mobile, Ala. • McGill-Toolen

- Has started at C in 26 of the last 27 SEC regular season and tournament games
- Hitting .276 with 13 RBI in the last 19 games
- Has thrown out 10 of 15 would-be base stealers, tied for the second most in the league

CAREER STATISTICS

YEAR	AVG	GP-GS	AB	R	H	2B	3B	HR	RBI	SB-A
2020	.294	8-3	17	6	5	1	0	0	2	0-0
2021	.219	16-10	32	8	7	2	0	2	5	0-0
2022	.221	43-33	122	15	27	7	0	4	27	2-2
TOTAL	.228	67-46	171	29	39	10	0	6	34	2-2

SEASON HIGHS

AB: 5, four times	5, four times
R: 2, at Texas AGM (3/27)	2, four times
H: 3, at Texas AGM (3/27)	2, two times
2B: 2, vs. Arkansas (5/6)	2, vs. Arkansas (5/6/22)

1 • BLAKE RAMBUSCH IF

5-9 • 175 • R-JR • Austin, Texas • Grayson

- Named to the SEC All-Defensive Team
- Leads the team with 25 multi-hit games
- Ranks second in the league with 81 hits, the sixth most by an Auburn player since 2010
- Has reached base in 111 of the last 114 games dating back to the final 13 games of 2019

CAREER STATISTICS

YEAR	AVG	GP-GS	AB	R	H	2B	3B	HR	RBI	SB-A
2019*	.333	55-/174	52	58	14	2	4	46	4-4	
2021*	.444	45-/160	60	71	16	3	3	40	33-34	
2022	.349	56-56	232	46	81	11	1	4	36	16-21
TOTAL	.371	156-56	566	158	210	41	6	11	122	52-58

SEASON HIGHS

AB: 6, three times
R: 4, vs. Kansas State (2/20)
H: 4, two times
2B: 2, vs. Ole Miss (3/18)
HR: 1, four times
RBI: 4, vs. Ole Miss (3/18)

CAREER HIGHS

7, at McLennan (3/18/21)
 4, four times
 4, six times
 3, vs. W. OK State (3/6/21)
 1, 11 times
 4, three times

8 • BRYSON WARE OF

6-2 • 193 • JR • Madison, Miss. • Pearl River

- Threw out the tying run at the plate to end the game in the series finale at MSU (4/16)
- Is the first AU player with multiple 6+ RBI games in the same season since Tony Caldwell in 2011

CAREER STATISTICS

YEAR	AVG	GP-GS	AB	R	H	2B	3B	HR	RBI	SB-A
2020*	.321	16-/53	14	17	3	3	5	17	4-5	
2021	.254	43-37	138	36	35	6	1	6	26	4-5
2022	.222	44-23	90	21	20	8	1	1	19	4-4
AU	.241	87-60	228	57	55	14	2	7	45	8-9
TOTAL	.256	103-60	281	71	72	17	5	12	62	12-14

SEASON HIGHS

AB: 5, three times
R: 3, vs. UAB (3/2)
H: 3, two times
2B: 2, vs. UAB (3/2)
HR: 1, vs. Troy (2/23)
RBI: 6, two times

CAREER HIGHS

5, seven times
 6, vs. AAMU (2/24/21)
 3, six times
 2, vs. UAB (3/2/22)
 1, 12 times
 6, two times

50 • JAKE WYANDT C

5-11 • 185 • GR • Laurel, Md. • Presbyterian

- Named to the Buster Posey Award Watch List
- Is a candidate for the Senior CLASS Award

CAREER STATISTICS

YEAR	AVG	GP-GS	AB	R	H	2B	3B	HR	RBI	SB-A
2018*	.208	30-/53	22	11	2	0	2	14	11-14	
2019*	.253	40-/91	29	23	4	1	1	12	17-18	
2020*	.133	10-7	15	0	2	0	0	0	0-0	
2021*	.228	41-39	123	21	28	6	1	3	16	3-8
2022	.244	21-14	41	8	10	1	0	1	12	1-1
TOTAL	.228	141-60	323	80	74	13	2	7	54	32-41

SEASON HIGHS

AB: 4, two times
R: 3, vs. UAB (3/2)
H: 2, two times
2B: 1, vs. Tennessee Tech (3/9)
HR: 1, vs. Rhode Island (3/6)
RBI: 4, vs. Rhode Island (3/6)

CAREER HIGHS

5, three times
 3, vs. UAB (3/2/22)
 3, at Auburn (2/20/21)
 2, at ECU (2/27/21 - G2)
 1, seven times
 4, vs. Rhode Island (3/6/22)

PITCHER PROFILES

46 • CHASE ALLSUP RHP

6-1 • 220 • FR • Dothan, Ala. • Dothan

- Struck out the side in a scoreless IP at SEC Tourney
- Earned his first SEC save in 2.0 IP vs. Alabama (5/14)
- Pitched a season-high 2.2 IP w/ 3 K at Jax State (4/26)
- Struck out a season-high five in 2.0 IP vs. Samford (4/12)
- Earned his first save in 2.1 IP at UAB (4/5)

CAREER STATISTICS

YEAR	ERA	W-L	G/S	IP	H	R	ER	BB	K	BAA
2022	2.57	1-0	21/0	28.0	21	12	8	15	35	.210

SEASON HIGHS

IP: 2.2, at Jax State (4/26)
H: 3, vs. MTSU (3/13)
R: 4, vs. Ole Miss (3/18)
ER: 2, vs. Ole Miss (3/18)
K: 5, vs. Samford (4/12)
BB: 2, four times
PC: 49, vs. Ole Miss (3/18)

CAREER HIGHS

2.2, at Jax State (4/26/22)
 3, vs. MTSU (3/13/22)
 4, vs. Ole Miss (3/18/22)
 2, vs. Ole Miss (3/18/22)
 5, vs. Samford (4/12/22)
 2, four times
 49, vs. Ole Miss (3/18/22)

41 • J. ARMSTRONG RHP

5-11 • 200 • FR • Marietta, Ga. • Harrison

- Didn't pitch from 3/29-5/8 but is 1-0 with a 2.16 ERA and 12 K to 2 BB in 8.1 IP and five appearances since
- Earned his first career win and faced the minimum in 2.2 scoreless IP vs. Alabama (5/13)

CAREER STATISTICS

YEAR	ERA	W-L	G/S	IP	H	R	ER	BB	K	BAA
2022	2.51	1-0	15/0	14.1	12	8	4	8	20	.245

SEASON HIGHS

IP: 2.2, two times
H: 3, at Kentucky (5/21)
R: 3, two times
ER: 2, two times
K: 4, vs. Arkansas (5/8)
BB: 2, two times
PC: 40, vs. Arkansas (5/8)

CAREER HIGHS

2.2, two times
 3, at Kentucky (5/21/22)
 3, two times
 2, two times
 4, vs. Arkansas (5/8/22)
 2, two times
 40, vs. Arkansas (5/8/22)

52 • J. ARMSTRONG RHP

6-2 • 184 • SR • McDonough, Ga. • Chatt Valley

- Started back-to-back midweek games at Troy/Samford
- Struck out six of eight batters faced vs. Samford (4/12)
- Earned the win in 2.1 IP in relief at UAB (4/5)
- Pitched 3.0 scoreless in relief and earned the win in the series opener at A&M (3/25)

CAREER STATISTICS

YEAR	ERA	W-L	G/S	IP	H	R	ER	BB	K	BAA
2019*	3.19	8-4	17/13	79.0	70	38	28	29	77	.222
2020*	2.57	2-2	6/6	35.0	34	15	10	4	41	.245
2021*	1.65	11-0	13/13	71.0	48	23	13	15	79	.179
2022	5.93	3-1	14/6	30.1	36	22	20	15	40	.288
TOTAL	2.97	25-7	50/38	215.1	188	98	71	63	237	--

SEASON HIGHS

IP: 5.1, vs. Yale (2/25)
H: 4, five times
R: 4, two times
ER: 4, vs. MTSU (3/11)
K: 11, vs. Yale (2/25)
BB: 4, vs. Alabama St. (4/19)
PC: 73, vs. Yale (2/25)

CAREER HIGHS

8.0, at Coastal Ala-Monroeville (5/8/21)
 11, at Coastal Ala-Bay Minette (3/30/19)
 6, three times
 5, vs. Gordon State (2/2/19)
 11, vs. Yale (2/25/22)
 4, three times
 73, vs. Yale (2/25/22)

18 • MASON BARNETT RHP

6-0 • 218 • JR • Cartersville, Ga. • Cartersville

- Is 2-2 with a 4.78 ERA in 11 starts this season
- Allowed 2 R on 5 H in 5.1 IP vs. Alabama (5/13)
- Faced only three over the minimum before allowing three straight hits to end his outing
- Matched a season high with eight K to zero BB in 5.0 IP vs. Kennesaw State (4/19)

CAREER STATISTICS

YEAR	ERA	W-L	G/S	IP	H	R	ER	BB	K	BAA
2020	3.52	0-0	6/0	7.2	5	4	3	3	16	.192
2021	5.40	2-4	16/6	40.0	39	28	24	21	43	.265
2022	4.56	2-2	16/11	51.1	52	27	26	25	64	.264
TOTAL	4.82	4-6	38/17	99.0	96	59	53	49	123	.259

SEASON HIGHS

IP: 5.1, vs. Alabama (5/13)
H: 6, two times
R: 5, vs. Ole Miss (3/17)
ER: 5, vs. Ole Miss (3/17)
K: 8, two times
BB: 3, three times
PC: 88, vs. Tennessee Tech (3/9)

CAREER HIGHS

7.0, vs. Little Rock (3/13/21)
 6, three times
 6, at Ole Miss (3/20/21)
 5, two times
 9, vs. Little Rock (3/13/21)
 5, at Arkansas (4/3/21)
 91, vs. Little Rock (3/13/21)

21 • TRACE BRIGHT RHP

6-4 • 199 • JR • Montgomery, Ala. • Trinity

- Is the only pitcher to start all 14 weekends this season
- Made his first relief app this year at SEC Tourney
- Turned in three straight quality starts from 2/26-3/13
- Earned the win in 5.0 IP in the middle game at UK, allowing 2 R on 5 H with 0 BB and 5 K

CAREER STATISTICS

YEAR	ERA	W-L	G/S	IP	H	R	ER	BB	K	BAA
2020	8.38	1-1	3/3	9.2	10	9	9	7	12	.278
2021	6.98	4-4	19/11	49.0	53	42	38	18	43	.276
2022	4.63	3-4	15/14	70.0	64	41	36	33	74	.242
TOTAL	5.81	8-9	37/28	128.2	127	92	83	58	129	.258

SEASON HIGHS

IP: 6.0, three times
H: 7, at MSU (4/15)
R: 6, two times
ER: 6, vs. Vandy (4/9)
K: 8, three times
BB: 5, vs. Arkansas (5/7)
PC: 108, at MSU (4/15)

CAREER HIGHS

6.0, four times
 7, at MSU (4/15/22)
 7, at Ole Miss (3/21/21)
 7, at Ole Miss (3/21/21)
 8, three times
 5, vs. Arkansas (5/7/22)
 108, at MSU (4/15/22)

40 • B. BURKHALTER RHP

6-0 • 204 • JR • Dothan, Ala. • Northview

- Named Second Team All-SEC
- Leads the SEC and ranks 6th in NCAA with 13 saves, tied for third in single season history
- Went 1-0 w/ 3 saves, 12 K in 4 app from 4/19-24
- Became the first pitcher in program history and first pitcher in SEC since 2017 with 3 saves in a weekend
- Named to the NCBWA Stopper of the Year Midseason watch list and rated by D1 Baseball as the No. 27 RP

CAREER STATISTICS

YEAR	ERA	W-L	G/S	IP	H	R	ER	BB	K	BAA
2020	2.08	0-0	4/0	4.1	6	1	1	3	3	.462
2021	1.71	1-0	17/0	21.0	14	5	4	16	30	.182
2022	3.76	4-2	26/0	38.1	27	18	16	7	56	.196
TOTAL	2.97	5-2	47/0	63.2	47	24	21	26	89	.206

SEASON HIGHS

IP: 2.2, two times
H: 5, vs. Ole Miss (3/19)
R: 5, vs. Ole Miss (3/19)
ER: 5, vs. Ole Miss (3/19)
K: 5, vs. Alabama St. (4/19)
BB: 4, at MSU (4/14)
PC: 50, vs. S. Alabama (3/22)

CAREER HIGHS

2.2, two times
 5, vs. Ole Miss (3/19/22)
 5, vs. Ole Miss (3/19/22)
 5, vs. Ole Miss (3/19/22)
 5, vs. Alabama St. (4/19/22)
 4, at MSU (4/14/22)
 50, vs. S. Alabama (3/22/22)

54 • K. COPELAND LHP

6-2 • 178 • SO • Mobile, Ala. • Pensacola State

- Pitched the final 2.0 innings and earned his first SEC win at Tennessee (4/30)
- Earned his second win in 1.1 IP at Jax State (4/26)
- Pitched 4.0 scoreless with 8 K and earned his first win in an Auburn uniform vs. KSU (4/20)

CAREER STATISTICS

YEAR	ERA	W-L	G/S	IP	H	R	ER	BB	K	BAA
2021*	1.74	7-1	12/8	57.0	43	14	11	16	81	.211
2022	5.11	3-0	8/2	12.1	16	8	7	6	15	.327
TOTAL	2.34	10-12	20/10	69.1	59	22	18	22	96	--

SEASON HIGHS

IP: 4.0, vs. Kennesaw St. (4/20)
H: 5, vs. Alabama State (3/1)
R: 4, vs. Arkansas (5/6)
ER: 4, vs. Arkansas (5/6)
K: 8, vs. Kennesaw St. (4/20)
BB: 2, two times
PC: 68, vs. Kennesaw St. (4/20)

CAREER HIGHS

7.0, two times
 11, at Chipola (3/20/21)
 4, three times
 4, two times
 12, at NW FL State (4/30/21)
 2, eight times
 68, vs. Kennesaw St. (4/20/22)

14 • BROOKS FULLER LHP

- 6-3 • 210 • SR • Auburn, Ala. • Auburn
- Made three scoreless appearances in the last three weeks of the regular season
 - Turned in 1.1 scoreless IP with 1 BB and 1 K at Troy
 - Pitched a scoreless 9th in finale vs. Arkansas (5/8)

CAREER STATISTICS

YEAR	ERA	W-L	G/S	IP	H	R	ER	BB	K	BAA
2019	4.50	2-2	20/8	44.0	39	30	22	35	36	.239
2020	2.25	1-1	3/2	8.0	11	3	2	1	7	.333
2021	8.50	0-0	16/0	18.0	24	18	17	17	20	.316
2022	10.80	0-0	7/0	5.0	8	6	6	6	7	.364
TOTAL	5.64	3-3	46/10	75.0	82	57	47	59	70	.279

SEASON HIGHS

IP: 1.1, at Troy (5/10)
 H: 3, vs. Alabama State (3/1)
 R: 4, vs. Alabama State (3/1)
 ER: 4, vs. Alabama State (3/1)
 K: 2, two times
 BB: 2, vs. Alabama State (3/1)
 PC: 27, vs. Alabama State (3/1)

CAREER HIGHS

6.0, at Texas A&M (4/13/19)
 5, three times
 5, vs. Baylor (2/27/21)
 5, vs. Baylor (2/27/21)
 6, vs. Ole Miss (4/20/19)
 4, at South Carolina (3/30/19)
 93, at Texas A&M (4/13/19)

45 • J. GONZALEZ RHP

- 6-4 • 230 • SO • Humacao, PR • Leadership CA
- Turned in 5.0 scoreless in the finale at Kentucky
 - Pitched 7.0 scoreless innings and earned his fourth straight win vs. USC (4/24)
 - Is the first AU pitcher since Casey Mize in 2018 with four straight quality starts in SEC play
 - Is the first AU pitcher to win four straight SEC starts since Keegan Thompson in 2015
 - Turned in Auburn's first SEC CG since 2018 and the second by an SEC pitcher vs. Vandy (4/10)

CAREER STATISTICS

YEAR	ERA	W-L	G/S	IP	H	R	ER	BB	K	BAA
2021	6.17	2-3	21/5	42.1	51	30	29	10	30	.293
2022	2.74	6-2	12/11	62.1	65	20	19	10	39	.270
TOTAL	4.13	8-5	33/16	104.2	116	50	48	20	69	.280

SEASON HIGHS

IP: 9.0, vs. Vandy (4/10)
 H: 9, two times
 R: 5, two times
 ER: 5, two times
 K: 8, two times
 BB: 3, vs. Texas Tech (2/19)
 PC: 110, at MSU (4/16)

CAREER HIGHS

9.0, vs. Vandy (4/10/22)
 9, two times
 9, vs. Miss. State (4/11/21)
 9, vs. Miss. State (4/11/21)
 8, two times
 5, at Arkansas (4/3/21)
 110, at MSU (4/16/22)

43 • CHASE ISBELL RHP

- 6-2 • 198 • JR • Springville, Ala. • Samford
- Has a 1.00 ERA in his last seven apps and 9.0 IP
 - Turned in 2.0 scoreless with 3 K at Kentucky (5/20)
 - Earned his first Auburn win at Troy (5/10)
 - Matched a season-high with 2.1 IP vs. Arkansas (5/7)
 - Coming off partial Tommy John surgery

CAREER STATISTICS

YEAR	ERA	W-L	G/S	IP	H	R	ER	BB	K	BAA
2020*	3.38	1-0	5/0	5.1	3	4	2	7	6	.167
2021*	2.32	4-2	26/0	31.0	19	9	8	13	44	.173
2022	6.28	1-1	12/0	14.1	16	10	10	11	16	.286
TOTAL	3.70	6-4	43/0	50.2	38	23	20	31	66	--

SEASON HIGHS

IP: 2.1, two times
 H: 5, vs. Vandy (4/9)
 R: 5, at LSU (4/1)
 ER: 5, at LSU (4/1)
 K: 3, three times
 BB: 3, at Samford (5/17)
 PC: 45, at Texas A&M (3/26)

CAREER HIGHS

3.0, at ETSU (5/21/21)
 4, at Wofford (4/20/21)
 5, at LSU (4/1/22)
 5, at LSU (4/1/22)
 6, at ETSU (5/21/21)
 3, at Samford (5/17/22)
 57, at ETSU (5/21/21)

20 • HAYDEN MULLINS LHP

- 6-0 • 194 • JR • Gallatin, Tenn. • Hendersonville
- Hasn't pitched since 4/29 at Tennessee (forearm)
 - Made six straight SEC series-opening starts
 - Pitched a career high 5.1 inning vs. USC (4/22)
 - Struck out a career high nine batters vs. Vandy (4/8)
 - Earned his first career SEC win in 5.0 innings against No. 1 Ole Miss (3/18)

CAREER STATISTICS

YEAR	ERA	W-L	G/S	IP	H	R	ER	BB	K	BAA
2020	3.68	1-0	5/0	7.1	4	3	3	6	10	.174
2021	2.38	2-0	7/0	11.1	10	4	3	4	19	.222
2022	3.63	2-1	11/8	34.2	23	16	14	25	43	.197
TOTAL	3.38	5-1	23/8	53.1	37	23	20	35	72	.200

SEASON HIGHS

IP: 5.1, vs. South Carolina (4/22)
 H: 4, two times
 R: 3, three times
 ER: 3, two times
 K: 9, vs. Vandy (4/8)
 BB: 6, vs. Vandy (4/8)
 PC: 93, vs. Vandy (4/8)

CAREER HIGHS

5.1, vs. South Carolina (4/22/22)
 4, at Texas A&M (3/25/22)
 3, four times
 3, three times
 9, vs. Vandy (4/8/22)
 6, vs. Vandy (4/8/22)
 93, vs. Vandy (4/8/22)

47 • TOMMY SHEEHAN LHP

- 6-0 • 209 • GR • Brielle, N.J. • Notre Dame
- Has a 0.90 ERA in his last five apps and 10.0 IP
 - Turned in 4.0 scoreless and allowed just two baserunners vs. Alabama (5/14)
 - Earned his first AU win in 3.2 IP vs. MTSU (3/13)
 - Earned the 3.0-inning save in his first career relief appearances against URI (3/6)

CAREER STATISTICS

YEAR	ERA	W-L	G/S	IP	H	R	ER	BB	K	BAA
2018*	5.74	2-4	14/14	62.2	62	43	40	41	27	.264
2019*	4.58	5-6	15/15	92.1	100	62	47	23	62	.268
2020*	2.70	3-0	4/4	23.1	18	7	7	5	22	.202
2021*	6.75	0-1	2/2	8.0	10	6	6	5	10	.303
2022	5.02	1-0	14/3	28.2	21	18	16	20	23	.206
TOTAL	4.86	11-11	49/37	215.0	211	136	116	94	144	--

SEASON HIGHS

IP: 4.0, vs. Alabama (5/14)
 H: 5, vs. Ole Miss (3/19)
 R: 5, at Texas A&M (3/27)
 ER: 5, at Texas A&M (3/27)
 K: 5, vs. Rhode Island (3/6)
 BB: 4, at Texas A&M (3/27)
 PC: 65, vs. Alabama (5/14)

CAREER HIGHS

9.0, two times
 13, vs. North Carolina (4/13/19)
 11, vs. North Carolina (4/13/19)
 8, vs. North Carolina (4/13/19)
 9, at UAB (2/14/20)
 6, vs. Purdue (2/24/18)
 112, vs. North Carolina (4/13/19)

29 • CARSON SKIPPER LHP

- 6-2 • 211 • SR • Trussville, Ala. • Hewitt-Trussville
- Made his first start since 2019 at SEC Tourney, pitching 3.0 scoreless with a season-high 7 Ks
 - Earned the win in 2.1 scoreless at Samford (5/17)
 - Went 1-0 with 6 K, 3 holds in 4 app from 4/19-24
 - Earned the win in 1.1 IP in the series opener vs. USC
 - Pitched a perfect 8th inning in games two & three, inducing a double play w/ the tying run on in finale

CAREER STATISTICS

YEAR	ERA	W-L	G/S	IP	H	R	ER	BB	K	BAA
2019	7.46	3-3	17/8	35.0	45	33	29	23	38	.306
2020	1.00	0-0	7/0	9.0	5	1	1	3	12	.167
2021	4.25	2-2	19/0	29.2	29	16	14	9	37	.248
2022	4.50	5-3	22/1	46.0	44	28	23	10	51	.250
TOTAL	5.04	10-8	65/9	119.2	123	78	67	45	138	.262

SEASON HIGHS

IP: 5.2, vs. MTSU (3/11)
 H: 6, vs. MTSU (3/11)
 R: 5, two times
 ER: 5, vs. Arkansas (5/8)
 K: 7, vs. Kentucky (5/25)
 BB: 2, three times
 PC: 71, vs. MTSU (3/11)

CAREER HIGHS

5.2, vs. MTSU (3/11/22)
 6, vs. MTSU (3/11/22)
 5, four times
 5, two times
 8, vs. AAMU (2/19/19)
 4, at Georgia Tech (4/16/19)
 78, vs. Arkansas (4/5/19)

32 • CARSON SWILLING RHP

- 5-11 • 196 • SO • Smiths Station, Ala. • Smiths
- Has a 0.00 ERA in his last five apps and 6.2 IP
 - Earned a win in 2.0 scoreless vs. Arkansas & Alabama
 - Struck out a career high six in 2.0 IP at Jax State (4/26)
 - Got a strikeout to end the 7th and earned the win in game two vs. USC (4/23)
 - Turned in 1.2 scoreless innings at LSU (4/1)
 - Pitched a season-high 3.1 scoreless innings and struck out four vs. Ole Miss (3/17)

CAREER STATISTICS

YEAR	ERA	W-L	G/S	IP	H	R	ER	BB	K	BAA
2021	3.34	1-2	21/0	29.2	28	15	11	14	33	.248
2022	5.06	3-2	19/0	26.2	27	15	15	12	31	.267
TOTAL	4.15	4-4	40/0	56.1	55	30	26	26	64	.257

SEASON HIGHS

IP: 3.1, vs. Ole Miss (3/17)
 H: 4, two times
 R: 3, three times
 ER: 3, three times
 K: 6, at Jax State (4/26)
 BB: 2, four times
 PC: 58, vs. Ole Miss (3/17)

CAREER HIGHS

3.2, at Lipscomb (3/16/21)
 5, at Georgia (5/1/21)
 3, five times
 3, four times
 6, at Jax State (4/26/22)
 3, two times
 67, at Georgia (5/1/21)

PITCHING CAREERS

CHASE ALLSUP'S CAREER APPEARANCES

2022 - FRESHMAN YEAR

Date	Opp (Res.)	DEC	QS	IP	H	R	ER	BB	SO	HR	ERA	NP
2/20	vs. Kansas State (W, 12-1)	-	-	1.0	0	0	0	0	3	0	0.00	14
2/25	YALE (W, 9-0)	-	-	1.0	0	0	0	2	2	0	0.00	25
3/2	UAB (W, 16-1)	-	-	1.0	0	0	0	1	2	0	0.00	20
3/9	vs. Tennessee Tech (W, 4-3)	-	-	2.0	2	0	0	1	3	0	0.00	39
3/13	MIDDLE TENNESSEE-G1 (W, 10-7)	-	-	1.1	3	1	0	1	3	0	0.00	35
3/18	#1 OLE MISS (W, 19-5)	-	-	1.1	2	4	2	2	2	1	2.35	49
3/26	at Texas A&M (L, 4-5 [11])	-	-	0.1	0	0	0	0	0	0	2.25	1
3/27	at Texas A&M (W, 13-9)	W	-	1.0	0	1	0	1	0	0	2.00	19
4/5	at UAB (W, 6-4)	S	-	2.1	2	1	1	0	2	1	2.38	34
4/12	SAMFORD (W, 4-1)	-	-	2.0	1	0	0	0	5	0	2.03	33
4/19	ALABAMA STATE (W, 6-5 [10])	-	-	0.2	0	0	0	2	0	0	1.93	15
4/22	SOUTH CAROLINA (W, 6-3)	-	-	0.2	0	0	0	0	0	0	1.84	5
4/26	at Jax State (W, 8-4)	-	-	2.2	2	1	1	0	3	1	2.08	31
4/30	at #1 Tennessee (W, 8-6)	-	-	1.1	2	1	1	1	1	0	2.41	41
5/6	#3 ARKANSAS (L, 8-11)	-	-	1.2	1	0	0	1	0	0	2.21	21
5/8	#3 ARKANSAS (L, 4-7)	-	-	0.2	1	1	1	2	0	0	2.57	22
5/14	ALABAMA (W, 6-4)	S	-	2.0	1	0	0	0	2	0	2.35	21
5/17	at Samford (W, 8-4)	-	-	1.0	1	0	0	1	2	0	2.25	21
5/20	at Kentucky (W, 6-3)	-	-	1.0	1	1	1	0	1	1	2.52	14
5/21	at Kentucky (L, 3-6)	-	-	2.0	2	1	1	0	2	0	2.67	28
5/25	vs. Kentucky (L, 1-3)	-	-	1.0	0	0	0	0	3	0	2.57	20

JOHN ARMSTRONG'S CAREER APPEARANCES

2022 - FRESHMAN YEAR

Date	Opp (Res.)	DEC	QS	IP	H	R	ER	BB	SO	HR	ERA	NP
2/18	vs. Oklahoma (L, 0-3)	-	-	1.0	0	0	0	0	1	0	0.00	8
2/19	vs. #12 Texas Tech (W, 2-1)	-	-	0.2	0	0	0	1	0	0	0.00	13
2/25	YALE (W, 9-0)	-	-	0.2	0	0	0	0	2	0	0.00	9
2/26	YALE-G2 (L, 4-5 [10])	-	-	0.2	1	0	0	0	1	0	0.00	12
3/1	ALABAMA STATE (W, 13-7)	-	-	0.2	1	0	0	0	2	0	0.00	16
3/9	vs. Tennessee Tech (W, 4-3)	-	-	0.1	1	0	0	0	1	0	0.00	5
3/11	MIDDLE TENNESSEE (L, 8-10)	-	-	0.1	0	3	0	2	1	0	0.00	18
3/17	#1 OLE MISS (L, 6-13)	-	-	0.0	2	3	2	2	0	0	4.15	19
3/22	vs. South Alabama (W, 13-12)	-	-	0.1	0	0	0	0	0	0	3.86	4
3/29	JAX STATE (L, 2-5)	-	-	1.1	1	0	0	1	0	0	3.00	26
5/8	#3 ARKANSAS (L, 4-7)	-	-	2.2	0	0	0	1	4	0	2.08	40
5/13	ALABAMA (W, 3-2)	W	-	2.2	1	0	0	0	3	0	1.59	29
5/17	at Samford (W, 8-4)	-	-	2.1	1	0	0	0	3	0	1.32	29
5/20	at Kentucky (L, 1-5)	-	-	0.2	1	0	0	0	2	0	1.26	10
5/21	at Kentucky (L, 3-6)	-	-	0.0	3	2	2	1	0	0	2.51	11

JORDAN ARMSTRONG'S CAREER APPEARANCES

*-Starter

2019 - FRESHMAN YEAR AT CHATTAHOOCHEE VALLEY

Date	Opp (Res.)	DEC	QS	IP	H	R	ER	BB	SO	HR	ERA	NP
2/2	*vs. Gordon State (L, 2-6)	L	-	4.0	3	6	5	4	2	1	11.25	--
2/9	*at Pensacola State (W, 9-3)	W	-	5.2	7	3	2	1	9	0	6.52	--
2/15	ABRAHAM BALDWIN (W, 11-7)	-	-	2.0	2	2	2	1	2	0	6.94	--
2/22	at Tallahassee (W, 6-4)	W	-	4.1	5	1	1	2	4	0	5.63	--
3/5	GORDON STATE (L, 2-12)	-	-	1.0	1	0	0	0	2	0	5.29	--
3/5	*at Wallace-Selma (W, 7-4)	W	X	7.0	4	3	2	5	0	4.88	--	
3/16	*ENTERPRISE STATE (W, 10-2)	W	-	5.0	2	1	0	1	6	0	4.03	--
3/23	at Lawson State (L, 1-6)	-	-	3.0	2	1	1	0	2	0	3.94	--
3/30	*at Coastal Alabama-BM (W, 9-8)	-	-	5.0	11	3	1	2	2	0	3.65	--
4/7	*at Coastal Alabama-BR (L, 2-3)	L	X	6.1	8	3	3	2	9	2	3.74	--
4/12	*at Coastal Alabama-MO (L, 1-2)	L	X	6.0	2	2	1	2	7	0	3.47	--
4/20	*BISHOP STATE (W, 3-2)	W	X	6.0	2	2	2	2	7	0	3.42	--
4/27	*WALLACE-DOTHAN (W, 4-0)	W	X	7.0	3	0	0	3	3	0	3.03	--
5/4	*LURLEEN B. WALLACE (W, 12-2)	W	-	3.0	2	0	0	3	3	0	2.89	--
5/10	*at Wallace State (W, 7-2)	W	X	6.0	5	2	2	2	7	0	2.90	--
5/15	*vs. Lurleen B. Wallace (W, 9-8)	-	-	3.0	4	3	3	1	5	1	3.15	--
5/27	*vs. Central Arizona (L, 2-10)	L	-	4.2	7	6	2	1	2	0	3.19	--

2020 - SOPHOMORE YEAR AT CHATTAHOOCHEE VALLEY

Date	Opp (Res.)	DEC	QS	IP	H	R	ER	BB	SO	HR	ERA	NP
2/1	*at LaGrange (W, 11-5)	-	-	4.0	8	3	2	0	6	0	4.50	--
2/8	*vs. St. Johns River State (L, 1-2)	L	-	5.0	6	2	2	1	8	0	4.00	--
2/15	*SNEAD STATE (L, 1-4)	L	-	6.0	7	4	4	0	9	1	4.80	--
2/22	*at Tallahassee (W, 7-1)	W	X	7.0	4	1	0	0	9	0	3.27	--
2/29	*at Gordon State (L, 5-6)	-	-	6.0	6	5	2	3	3	0	3.21	--
3/8	*COASTAL ALABAMA-BM (W, 1-0)	W	X	7.0	3	0	0	0	6	0	2.57	--

2021 - JUNIOR YEAR AT CHATTAHOOCHEE VALLEY

Date	Opp (Res.)	DEC	QS	IP	H	R	ER	BB	SO	HR	ERA	NP
2/2	*GORDON STATE (W, 7-2)	-	-	1.0	0	0	0	1	2	0	0.00	--
2/4	*CALHOUN (W, 10-0)	W	-	4.0	1	0	0	1	4	0	0.00	--
2/19	*vs. John A. Logan (W, 8-2)	W	-	5.0	3	2	1	0	7	0	0.90	--
2/25	*at Snead State (W, 13-5)	W	-	4.0	4	4	4	6	1	1	3.21	--
3/6	*at Coastal Alabama-Mo (W, 1-0)	W	X	7.0	3	0	0	1	6	0	2.14	--
3/13	*at Wallace-Selma (W, 14-1)	W	-	5.0	2	1	0	2	4	0	1.73	--
3/20	*COASTAL ALABAMA-BR (W, 4-1)	W	X	7.0	5	1	1	1	10	0	1.64	--
3/27	*at Coastal Alabama-BM (L, 3-4)	-	-	5.0	6	3	2	3	3	0	1.89	--
4/3	*ENTERPRISE STATE (W, 5-0)	W	X	7.0	4	0	0	0	8	0	1.60	--
4/11	*LURLEEN B. WALLACE (W, 4-3)	W	X	6.0	4	3	2	0	8	0	1.76	--
4/18	*vs. Bishop State (W, 10-0)	W	-	5.0	2	0	0	0	5	0	1.61	--
4/29	*WALLACE-DOTHAN (W, 8-3)	W	X	7.0	4	3	1	1	7	0	1.57	--
5/8	*at Coastal Alabama-Mo (W, 14-6)	W	-	8.0	10	6	2	1	9	0	1.65	--

2022 - SENIOR YEAR

Date	Opp (Res.)	DEC	QS	IP	H	R	ER	BB	SO	HR	ERA	NP
2/18	vs. Oklahoma (L, 0-3)	-	-	4.0	1	0	0	2	5	0	0.00	64
2/25	*YALE (W, 9-0)	W	-	5.1	4	0	0	0	11	0	0.00	73
3/4	*RHODE ISLAND (W, 7-2)	-	-	3.0	4	2	2	2	3	1	1.46	70
3/11	*MIDDLE TENNESSEE (L, 8-10)	L	-	0.2	4	4	4	1	0	0	4.15	28
3/19	#1 OLE MISS (L, 2-15)	-	-	1.1	4	1	1	0	3	0	4.40	32
3/25	at Texas A&M (W, 6-5 [10])	W	-	3.0	3	0	0	0	4	0	3.63	39
3/29	*JAX STATE (L, 2-5)	-	-	3.0	3	1	1	1	2	0	3.54	41
4/5	at UAB (W, 6-4)	W	-	2.1	4	2	2	1	4	1	3.97	44
4/12	SAMFORD (W, 4-1)	S	-	2.0	0	0	0	2	6	0	3.65	45
4/19	ALABAMA STATE (W, 6-5 [10])	-	-	0.1	0	4	2	4	0	0	4.32	30
4/23	SOUTH CAROLINA (W, 8-6)	-	-	0.0	1	0	0	0	0	0	4.32	5
4/29	at #1 Tennessee (L, 4-17)	-	-	0.1	3	3	3	0	0	2	5.33	18
5/10	*at Troy (W, 11-4)	-	-	4.1	3	3	3	1	2	0	5.46	58
5/17	*at Samford (W, 8-4)	-	-	0.2	2	2	2	1	0	0	5.93	21

MASON BARNETT'S CAREER APPEARANCES

2020 - FRESHMAN YEAR

Date	Opp (Res.)	DEC	QS	IP	H	R	ER	BB	SO	HR	ERA	NP
2/15	ILLINOIS-CHICAGO (W, 7-3)	-	-	1.0	4	3	3	1	2	0	27.00	32
2/19	OAKLAND (W, 17-1)	-	-	1.0	0	0	0	0	2	0	13.50	10
2/25	ALABAMA A&M (W, 10-0)	-	-	1.0	0	0	0	1	2	0	9.00	17
3/1	WRIGHT STATE (W, 6-0)	-	-	1.0	0	0	0	1	2	0	6.75	21
3/8	CHICAGO STATE (W, 9-0)	-	-	1.0	1	0	0	0	3	0	5.40	19
3/10	GEORGIA TECH (L, 2-6)	-	-	2.2	0	1	0	0	5	0	3.52	35

2021 - SOPHOMORE YEAR

Date	Opp (Res.)	DEC	QS	IP	H	R	ER	BB	SO	HR	ERA	NP
2/21	*PRESBYTERIAN (W, 2-1 [10])	-	-	4.0	3	0	0	2	4	0	0.00	65
2/26	vs. #25 Oklahoma (L, 3-4 [10])	-	-	1.1	2	1	1	3	1	0	1.69	42
3/6	*#18 BOSTON COLLEGE (W, 16-1)	W	-	5.1	2	1	0	2	3	0	0.84	75
3/13	*LITTLE ROCK (W, 6-0)	W	X	7.0	2	0	0	1	9	0	0.51	91
3/20	*at #4 Ole Miss (L, 5-6)	L	-	3.0	5	6	4	2	4	0	2.18	72
3/27	*KENTUCKY (L, 6-7)	-	-	5.1	6	5	5	0	8	2	3.46	84
4/1	at #1 Arkansas (W, 2-1)	S	-	1.0	0	0	0	1	0	0	3.33	15
4/3	at #1 Arkansas (L, 5-6 [10])	-	-	1.2	2	1	1	5	0	0	3.45	45
4/11	#4 MISSISSIPPI STATE (L, 10-19)	-	-	2.0	4	2	2	0	1	0	3.82	33
4/17	at Alabama (L, 9-10)	L	-	1.1	4	2	2	2	1	0	4.22	34
4/21	*JAX STATE (W, 8-7 [10])	-	-	1.0	0	0	0	0	1	0	4.09	14
4/25	#10 FLORIDA (L, 4-6)	L	-	3.0	2	1	0	0	4	0	3.	

AUBURN 2022 AUBURN BASEBALL GAME NOTES

4/17	at Alabama (L, 9-10)	-	-	1.2	2	2	2	1	3	1	7.13	38
4/20	*SAMFORD (W, 6-4)	-	-	1.0	1	2	2	1	2	1	7.43	19
4/23	#10 FLORIDA (L, 2-4)	L	-	1.1	1	2	2	2	2	0	7.65	32
5/1	*at #20 Georgia (W, 9-7)	W	-	2.0	2	2	2	2	2	0	7.71	42
5/7	*LSU (L, 6-9)	-	-	1.1	2	2	1	0	0	0	7.68	20
5/12	at Samford (L, 1-6)	-	-	0.2	1	2	2	1	1	1	7.99	22
5/16	*TEXAS A&M (W, 5-4)	-	-	4.0	6	3	1	0	3	1	7.49	74
5/22	*at Missouri (L, 6-7)	-	-	3.1	5	0	0	0	2	0	6.98	40

2022 - JUNIOR YEAR

Date	Opp (Res.)	DEC	QS	IP	H	R	ER	BB	SO	HR	ERA	NP
2/20	*vs. Kansas State (W, 12-1)	W	-	5.0	2	1	0	2	5	0	0.00	75
2/26	*YALE-G2 (L, 4-5 [10])	-	X	6.0	3	0	0	3	6	0	0.00	83
3/5	*RHODE ISLAND-G2 (W, 12-0)	W	X	6.0	1	0	0	0	8	0	0.00	78
3/13	*MIDDLE TENNESSEE-G2 (L, 3-4)	-	X	6.0	6	3	3	3	4	0	1.17	91
3/19	*#1 OLE MISS (L, 2-15)	L	-	4.1	5	6	3	2	5	0	1.98	82
3/26	*at Texas A&M (L, 4-5 [11])	-	-	5.0	6	2	2	2	6	0	2.23	79
4/1	*at #12 LSU (L, 2-9)	L	-	4.1	4	3	3	4	6	1	2.70	93
4/9	*#12 VANDERBILT (L, 4-19)	L	-	3.1	6	6	6	3	3	2	3.83	69
4/15	*at Mississippi State (L, 5-9)	L	-	5.1	7	4	4	2	8	0	4.17	108
4/23	*SOUTH CAROLINA (W, 8-6)	-	-	5.2	6	3	3	2	4	1	4.24	88
4/30	*at #1 Tennessee (W, 8-6)	-	-	5.2	5	4	3	2	8	0	4.29	95
5/7	*#3 ARKANSAS (W, 5-3)	-	-	4.2	2	2	2	5	4	0	4.26	82
5/14	*ALABAMA (W, 6-4)	-	-	1.0	4	4	4	2	1	1	4.76	36
5/20	*at Kentucky (W, 6-3)	W	-	5.0	5	2	2	9	5	1	4.68	71
5/25	vs. Kentucky (L, 1-3)	-	-	2.2	2	1	1	1	1	0	4.63	40
6/3	*SOUTHEASTERN (W, 19-7)	W	-	5.0	6	4	4	2	10	1	4.80	101

BLAKE BURKHALTER'S CAREER APPEARANCES

2020 - FRESHMAN YEAR												
Date	Opp (Res.)	DEC	QS	IP	H	R	ER	BB	SO	HR	ERA	NP
2/15	ILLINOIS-CHICAGO (W, 7-3)	-	-	1.0	1	0	0	1	1	0	0.00	14
2/23	UCF (L, 2-12)	-	-	1.0	3	1	1	1	0	0	4.50	20
2/26	ALABAMA A&M (W, 12-6)	-	-	1.1	1	0	0	1	2	0	2.70	23
3/8	CHICAGO STATE (W, 9-0)	-	-	1.0	1	0	0	0	0	0	2.08	8

2021 - SOPHOMORE YEAR

Date	Opp (Res.)	DEC	QS	IP	H	R	ER	BB	SO	HR	ERA	NP
2/20	PRESBYTERIAN (W, 6-1)	-	-	1.0	2	0	0	1	1	0	0.00	25
2/24	ALABAMA A&M (W, 33-0)	-	-	1.0	0	0	0	0	2	0	0.00	19
2/28	vs. Texas A&M (W, 6-1)	-	-	1.0	0	0	0	1	0	0	0.00	11
3/7	#18 BOSTON COLLEGE (L, 9-11 [10])	-	-	2.1	0	0	0	1	3	0	0.00	35
3/13	LITTLE ROCK (W, 6-0)	-	-	2.0	2	0	0	1	4	0	0.00	34
3/16	at Lipscomb (W, 9-7)	-	-	0.2	2	2	1	2	2	1	1.12	25
3/20	at #4 Ole Miss (L, 5-6)	-	-	1.0	0	0	0	2	0	0	1.00	18
3/27	KENTUCKY (L, 6-7)	-	-	1.2	1	1	1	1	3	1	1.69	22
4/2	at #1 Arkansas (L, 5-6)	-	-	0.2	0	0	0	1	0	0	1.59	19
4/11	#4 MISSISSIPPI STATE (L, 10-19)	-	-	0.1	0	0	0	2	1	0	1.54	14
4/21	JAX STATE (W, 8-7 [10])	-	-	2.0	1	1	0	2	1	1	1.98	31
5/1	at #20 Georgia (W, 9-7)	-	-	1.0	1	0	0	1	1	0	1.84	21
5/7	LSU (L, 6-9)	-	-	0.2	0	0	0	0	1	0	1.76	8
5/12	at Samford (I)	-	-	1.0	1	1	1	2	1	0	2.20	27
5/15	TEXAS A&M (L, 9-11)	-	-	0.2	0	0	0	0	1	0	2.12	8
5/18	NORTH ALABAMA (W, 14-6)	W	-	2.1	3	0	0	1	4	0	1.86	48
5/22	at Missouri (L, 6-7)	-	-	1.2	1	0	0	0	4	0	1.71	31

2022 - JUNIOR YEAR

Date	Opp (Res.)	DEC	QS	IP	H	R	ER	BB	SO	HR	ERA	NP
2/19	vs. #12 Texas Tech (W, 2-1)	S	-	2.0	0	0	0	0	1	0	0.00	16
2/26	YALE-G1 (W, 4-3)	W	-	2.0	0	0	0	0	2	0	0.00	21
3/1	ALABAMA STATE (W, 13-7)	W	-	1.1	2	1	1	0	2	0	1.69	21
3/4	RHODE ISLAND (W, 7-2)	S	-	2.0	1	0	0	0	4	0	1.23	26
3/9	vs. Tennessee Tech (W, 4-3)	W	-	1.1	0	0	0	0	4	0	1.04	19
3/13	MIDDLE TENNESSEE-G1 (W, 10-7)	S	-	2.0	0	0	0	0	2	0	0.84	34
3/13	MIDDLE TENNESSEE-G2 (L, 3-4)	-	-	1.0	0	0	0	0	0	0	0.77	21
3/19	#1 OLE MISS (L, 2-15)	-	-	0.2	5	5	5	0	1	3	4.38	19
3/22	vs. South Alabama (W, 13-12)	W	-	2.2	1	1	0	1	3	0	3.60	50
3/25	at Texas A&M (W, 6-5 [10])	S	-	1.0	0	0	0	0	3	0	3.38	14
3/27	at Texas A&M (W, 13-9)	-	-	1.0	2	1	1	0	2	0	3.71	23
3/31	at #12 LSU (W, 6-5)	S	-	1.2	2	1	1	0	2	0	3.86	30
4/2	at #12 LSU (W, 6-4)	S	-	2.2	1	1	1	0	3	1	3.80	36
4/8	#12 VANDERBILT (W, 5-1)	S	-	2.0	0	0	0	1	4	0	3.47	37
4/14	at Mississippi State (L, 6-7)	L	-	1.1	0	2	1	4	2	0	3.65	42
4/16	at Mississippi State (W, 3-2)	S	-	1.0	1	0	0	1	1	0	3.51	12
4/19	ALABAMA STATE (W, 6-5 [10])	W	-	2.0	1	0	0	0	5	0	3.25	29
4/22	SOUTH CAROLINA (W, 6-3)	S	-	1.2	0	0	0	0	4	0	3.07	27
4/23	SOUTH CAROLINA (W, 8-6)	S	-	1.0	0	0	0	0	2	0	2.97	12
4/24	SOUTH CAROLINA (W, 2-0)	S	-	1.0	1	0	0	0	1	0	2.87	11
4/29	at #1 Tennessee (L, 4-17)	-	-	0.0	2	2	2	0	0	1	3.45	12
5/10	at Troy (W, 11-4)	-	-	1.1	0	0	0	0	2	0	3.31	17
5/13	ALABAMA (W, 3-2)	S	-	1.0	1	0	0	0	2	0	3.21	18
5/17	at Samford (W, 8-4)	-	-	1.0	2	2	2	0	2	1	3.63	19
5/20	at Kentucky (W, 6-3)	S	-	2.0	1	0	0	0	1	0	3.44	28
5/25	vs. Kentucky (L, 1-3)	L	-	1.2	4	2	2	0	1	2	3.76	26

PARKER CARLSON'S CAREER APPEARANCES

2022 - FRESHMAN YEAR												
Date	Opp (Res.)	DEC	QS	IP	H	R	ER	BB	SO	HR	ERA	NP
2/23	TROY (W, 13-1)	-	-	1.0	0	0	0	0	1	0	0.00	8
2/26	YALE-G2 (L, 4-5 [10])	-	-	1.0	2	1	1	0	1	1	4.50	17
3/6	RHODE ISLAND (W, 14-1)	W	-	3.0	2	1	1	1	4	1	3.60	40
3/13	MIDDLE TENNESSEE-G1 (W, 10-7)	-	-	0.2	3	3	3	0	2	1	7.94	24
3/29	JAX STATE (L, 2-5)	L	-	1.2	1	2	2	2	2	0	8.59	34

KONNER COPELAND'S CAREER APPEARANCES

2021 - FRESHMAN YEAR AT PENSACOLA STATE												
Date	Opp (Res.)	DEC	QS	IP	H	R	ER	BB	SO	HR	ERA	NP
1/22	vs. Seminole State (L, 6-7)	-	-	3.0	2	0	0	1	2	0	0.00	--
1/30	vs. Coastal Alabama - Br (W, 4-0)	S	-	1.0	0	0	0	0	0	0	0.00	--
2/8	LURLLEN B. WALLACE (L, 2-3)	-	-	2.0	0	0	0	2	5	0	0.00	--
2/21	at Delgado (L, 1-2)	-	-	4.2	1	0	0	1	8	0	0.00	--
2/27	*COASTAL ALABAMA - BM (W, 11-0)	W	X	6.0	2	0	0	2	7	0	0.00	--
3/6	*DELGADO (W, 2-1)	W	X	6.0	4	1	1	1	8	1	0.40	--
3/20	*at Chipola (W, 15-5)	W	-	3.1	11	4	3	0	6	0	1.38	--
4/3	*TALLAHASSEE (W, 9-0)	W	X	7.0	1	0	0	1	8	0	1.09	--
4/11	*GULF COAST STATE (W, 5-3)	W	X	6.0	4	3	2	2	9	0	1.38	--
4/23	*at Gulf Coast State (W, 10-2)	W	X	6.0	9	2	1	2	9	0	1.40	--
4/30	*at NW Florida State (W, 4-0)	W	X	7.0	3	0	0	2	12	0	1.21	--
5/6	*vs. Miami Dade (L, 5-9)	L	-	5.0	6	4	4	2	7	0	1.74	--

2022 - SOPHOMORE YEAR

Date	Opp (Res.)	DEC	QS	IP	H	R	ER	BB	SO	HR	ERA	NP
3/1	*ALABAMA STATE (W, 13-7)	-	-	2.1	5	1	0	2	1	0	0.00	52
4/1	at #12 LSU (L, 2-9)	-	-	0.1	0	0	0	0	0	0	0.00	1
4/15	at Mississippi State (L, 5-9)	-	-	0.1	0	0	0	0	1	0	0.00	3
4/20	*KENNESAW STATE (W, 14-1)	W	-	4.0	2	0	0	1	8	0	0.00	68
4/26	at Jax State (W, 8-4)	W	-	1.1	3	2	2	1	1	0	2.16	25
4/30	at #1 Tennessee (W, 8-6)	W	-	2.0	3	1	1	0	2	1	2.61	41
5/6	#3 ARKANSAS (L, 8-11)	-	-	1.1	2	4	4	2	1	2	5.40	32
5/10	at Troy (W, 11-4)	-	-	0.2	1	0	0	0	1	0	5.11	12
6/3	SOUTHEASTERN (W, 19-7)	-	-	2.2	4	3	0	2	4	0	4.20	56

TYLER DRABICK'S CAREER APPEARANCES

2022 - GRADUATE YEAR												
Date	Opp (Res.)	DEC	QS	IP	H	R	ER	BB	SO	HR	ERA	NP
3/1	ALABAMA STATE (W, 13-7)	W	-	2.1	1	1	1	2	5	0	3.86	46
3/5	RHODE ISLAND-G1 (W, 16-0)	-	-	0.1	0	0	0	1	1	0	3.38	13
3/13	MIDDLE TENNESSEE-G1 (W, 10-7)	-	-	0.1	0	0	0	0	0	0	3.00	3
3/18	#1 OLE MISS (W, 19-5)	-	-	1.0	1	0	0	1	2	0	2.25	22
3/22	vs. South Alabama (W, 13-12)	-	-	0.2	1	2	2	1	0	0	5.79	10
3/29	JAX STATE (L, 2-5)	-	-	1.1	1	2	0	0	2	0	4.50	28
4/9	#12 VANDERBILT (L, 4-19)	-	-	1.0	5	4	4	0	3	2	9.00	33
5/10	at Troy (W, 11-4)	-	-	0.1	1	1	1	0	0	1	9.82	8

BROOKS FULLER'S CAREER APPEARANCES

2019 - FRESH												
--------------	--	--	--	--	--	--	--	--	--	--	--	--

5/10	at Troy (W, 11-4)	-	-	1.1	0	0	0	1	1	0	11.57	20
5/21	at Kentucky (L, 3-6)	-	-	0.1	0	0	0	0	1	0	10.80	5
6/3	SOUTHEASTERN (W, 19-7)	-	-	1.1	0	0	0	1	0	0	8.53	16

JOSEPH GONZALEZ'S CAREER APPEARANCES

2021 - FRESHMAN YEAR												
Date	Opp (Res.)	DEC	QS	IP	H	R	ER	BB	SO	HR	ERA	NP
2/20	PRESBYTERIAN (W, 6-1)	-	-	1.0	2	0	0	0	1	0	0.00	12
2/24	ALABAMA A&M (W, 33-0)	-	-	1.0	0	0	0	0	2	0	0.00	11
2/26	vs. #25 Oklahoma (L, 3-4 [10])	-	-	1.1	4	1	1	0	0	0	2.70	25
3/9	*at UAB (W, 6-5)	-	-	5.0	1	1	1	0	7	0	2.16	60
3/14	LITTLE ROCK (L, 6-12)	-	-	0.2	2	1	1	0	0	0	3.00	12
3/16	at Lipscomb (W, 9-7)	-	-	1.1	1	0	0	0	1	0	2.61	17
3/19	at #4 Ole Miss (L, 0-1)	L	-	1.0	1	1	1	0	0	1	3.18	16
3/27	*KENTUCKY (L, 4-6)	L	-	4.0	8	5	5	2	4	0	5.28	71
4/3	*at #1 Arkansas (L, 5-6 [10])	-	-	5.0	2	2	2	5	1	0	4.87	86
4/11	*#4 MISSISSIPPI STATE (L, 10-19) L	-	-	0.2	7	9	9	1	9	0	8.57	44
4/17	*at Alabama (L, 9-10)	-	-	1.1	4	3	3	0	0	0	9.27	29
4/21	JAX STATE (W, 8-7 [10])	-	-	3.1	3	0	0	0	3	0	8.06	55
4/25	#10 FLORIDA (W, 10-8 [7])	W	-	2.2	3	2	2	1	0	0	7.94	43
4/30	at #20 Georgia (W, 10-6 [14])	-	-	1.0	2	0	0	0	0	0	7.67	16
5/1	at #20 Georgia (W, 9-7)	-	-	2.2	3	2	2	0	3	1	7.59	29
5/7	LSU (L, 6-9)	-	-	3.1	3	1	1	0	4	0	7.13	51
5/12	at Samford (L, 1-6)	-	-	1.0	0	0	0	1	1	0	6.94	12
5/14	TEXAS A&M (W, 5-4)	-	-	1.0	0	0	0	0	0	0	6.75	9
5/16	TEXAS A&M (W, 8-5)	W	-	3.2	3	2	1	0	3	0	6.37	40
5/22	at Missouri (L, 6-7)	-	-	1.0	2	0	0	0	0	0	6.21	14
5/25	vs. #11 Ole Miss (L, 4-7)	-	-	0.1	0	0	0	0	0	0	6.17	3

2022 - SOPHOMORE YEAR

Date	Opp (Res.)	DEC	QS	IP	H	R	ER	BB	SO	HR	ERA	NP
2/19	*vs. #12 Texas Tech (W, 2-1)	W	-	5.0	3	0	0	3	5	0	0.00	81
2/26	*YALE (W, 4-3)	-	-	3.0	7	3	3	0	2	0	3.38	47
3/5	*RHODE ISLAND-G1 (W, 16-0)	W	X	6.2	5	0	0	1	8	0	1.84	89
3/13	*MIDDLE TENNESSEE-G1 (W, 10-7)	-	-	1.0	0	0	0	1	0	0	1.72	12
3/29	JAX STATE (L, 2-5)	-	-	1.2	0	0	0	0	0	0	1.56	13
4/2	*at #12 LSU (W, 6-4)	W	X	6.0	9	3	2	1	0	0	2.31	92
4/10	*#12 VANDERBILT (W, 8-2)	W	X	9.0	8	2	1	0	8	0	1.95	104
4/16	*at Mississippi State (W, 3-2)	W	X	8.0	7	2	2	0	6	2	2.01	110
4/24	*SOUTH CAROLINA (W, 2-0)	W	X	7.0	7	0	0	0	4	0	1.71	89
5/1	*at #1 Tennessee (L, 3-5)	L	-	7.1	7	5	5	1	2	2	2.30	91
5/7	*#3 ARKANSAS (L, 4-7)	L	-	2.2	9	5	5	0	0	1	2.98	53
5/21	*at Kentucky (L, 3-6)	-	-	5.0	3	0	0	2	3	0	2.74	79

CADE GRANZOW'S CAREER APPEARANCES

2022 - FRESHMAN YEAR												
Date	Opp (Res.)	DEC	QS	IP	H	R	ER	BB	SO	HR	ERA	NP
2/20	vs. Kansas State (W, 12-1)	-	-	1.0	1	0	0	0	1	0	0.00	16
2/26	YALE-G2 (L, 4-5 [10])	-	-	0.2	1	0	0	1	1	0	0.00	18
3/2	UAB (W, 16-1)	-	-	1.0	1	0	0	0	0	0	0.00	9
3/5	RHODE ISLAND-G2 (W, 12-0)	-	-	1.0	0	0	0	0	2	0	0.00	14
3/22	vs. South Alabama (W, 13-12)	-	-	1.2	2	1	1	0	0	0	1.69	24
4/9	#12 VANDERBILT (L, 4-19)	-	-	1.2	2	1	1	1	0	0	2.57	30
4/15	at Mississippi State (L, 5-9)	-	-	0.1	2	2	2	2	0	1	4.91	16

CAM HILL'S CAREER APPEARANCES

2021 - FRESHMAN YEAR												
Date	Opp (Res.)	DEC	QS	IP	H	R	ER	BB	SO	HR	ERA	NP
2/21	PRESBYTERIAN (W, 2-1 [10])	W	-	1.0	0	0	0	0	2	0	0.00	12
2/28	vs. Texas A&M (W, 6-1)	-	-	1.0	1	1	1	1	2	0	4.50	29
3/7	#18 BOSTON COLLEGE (L, 9-11 [10])	-	-	0.2	4	5	5	0	0	0	20.25	30
3/14	LITTLE ROCK (L, 6-12)	-	-	0.1	3	4	4	1	0	0	30.00	20
3/21	at #4 Ole Miss (L, 11-19)	-	-	0.0	2	3	2	3	0	0	36.00	22
3/27	KENTUCKY (L, 4-6)	-	-	1.0	0	0	0	0	1	0	27.00	10
4/13	at #20 Georgia Tech (W, 7-3)	-	-	0.1	1	1	1	2	1	0	27.00	15
4/21	JAX STATE (W, 8-7 [10])	W	-	1.0	0	0	0	1	0	0	21.94	9
5/12	at Samford (L, 1-6)	-	-	1.0	2	1	1	0	1	0	19.89	23
5/18	NORTH ALABAMA (W, 14-6)	-	-	0.2	1	1	1	3	1	0	19.29	35

2022 - SOPHOMORE YEAR

Date	Opp (Res.)	DEC	QS	IP	H	R	ER	BB	SO	HR	ERA	NP
3/5	RHODE ISLAND-G1 (W, 16-0)	-	-	1.0	0	0	0	0	1	0	0.00	11
4/20	KENNESAW STATE (W, 14-1)	-	-	0.1	0	0	0	0	0	0	0.00	7
4/29	at #1 Tennessee (L, 4-17)	-	-	0.2	4	4	4	1	0	2	18.00	21

CHASE ISBELLS' CAREER APPEARANCES

2020 - FRESHMAN YEAR AT SAMFORD												
Date	Opp (Res.)	DEC	QS	IP	H	R	ER	BB	SO	HR	ERA	NP
2/14	UNC ASHEVILLE (W, 15-1)	-	-	1.0	0	0	0	1	2	0	0.00	-
2/20	at Belmont (L, 4-9)	-	-	1.0	1	2	0	2	1	0	0.00	-
2/23	at Lipscomb (W, 7-3)	-	-	0.1	1	1	1	2	0	0	3.86	18
3/1	NORTHERN KENTUCKY (W, 10-5)	W	-	2.0	1	1	1	2	1	0	4.15	-
3/10	ALABAMA A&M (W, 5-1)	-	-	1.0	0	0	0	0	2	0	3.38	-

2021 - SOPHOMORE YEAR AT SAMFORD

Date	Opp (Res.)	DEC	QS	IP	H	R	ER	BB	SO	HR	ERA	NP
2/19	UT MARTIN (W, 5-3)	-	-	2.0	0	0	0	0	1	0	0.00	-
2/21	UT MARTIN (W, 3-1)	S	-	2.0	0	0	0	0	5	0	0.00	-
2/28	at Florida (L, 9-10)	L	-	1.1	2	1	0	2	2	0	0.00	-
3/3	JACKSONVILLE STATE (W, 10-9)	S	-	2.0	0	0	0	1	2	0	0.00	-
3/7	TOLEDO (W, 16-8)	-	-	1.0	1	1	1	0	3	0	1.08	-
3/9	at Troy (W, 6-5)	S	-	1.0	3	1	1	0	2	0	1.93	25
3/13	at Texas A&M (L, 2-5)	-	-	1.0	1	0	0	0	2	0	1.74	21
3/20	at UNC Greensboro (W, 6-1)	-	-	1.0	0	0	0	1	0	0	1.59	15
3/21	at UNC Greensboro (W, 8-3)	-	-	1.0	0	0	0	0	0	0	1.46	12
3/23	at UAB (W, 5-1)	S	-	1.0	0	0	0	0	3	0	1.35	-

3/26	ETSU (W, 7-3)	-	-	1.0	0	0	0	0	1	0	1.26	-
4/2	VMI (W, 7-6)	W	-	1.0	0	0	0	1	1	0	1.17	-
4/3	VMI (W, 7-6)	S	-	1.0	0	0	0	0	0	0	1.10	-
4/6	TROY (W, 4-3)	W	-	1.0	1	1	1	0	0	1	1.56	-
4/11	THE CITADEL (W, 8-4)	-	-	1.0	1	0	0	0	1	0	1.47	-
4/16	at Western Carolina (W, 8-5)	-	-	1.0	1	2	2	2	0	0	2.33	-
4/20	at Auburn (L, 4-6)	-	-	1.0	0	0	0	0	1	0	2.21	10
4/23	MERCER (W, 10-9)	S	-	1.0	1	0	0	0	1	0	2.11	-
4/24	MERCER (L, 4-5)	-	-	1.0	0	0	0	0	1	0	2.01	-
4/30	at Wofford (W, 9-8)	S	-	1.1	0	0	0	0	2	0	1.90	19
5/1	at Wofford (L, 4-5)	L	-	0.1	4	3	3	2	1	0	3.00	25
5/8	at VMI (W, 18-1)	-	-	1.0	1	0	0	0	3	0	2.88	18
5/12	AUBURN (W, 6-1)	-	-	1.0	1	0	0	1	2	0	2.77	-
5/15	UNC GREENSBORO (W, 8-4)	-	-	1.0	0	0	0	0	1	0	2.67	-
5/21	at ETSU (W, 7-6)	W	-	3.0	2	0	0	1	6	0	2.40	57
5/27	vs. Mercer (W, 10-8)	W	-	1.0	0	0	0	2	2	0	2.32	22

2022 - JUNIOR YEAR

Date	Opp (Res.)	DEC	QS	IP	H	R	ER	BB	SO	HR	ERA	NP
3/22	vs. South Alabama (W, 13-12)	-	-	1.0	1	0	0	0	1	0	0.00	18
3/26	at Texas A&M (L, 4-5 [11])	L	-	2.1	2	1	1	0	3	0	2.70	45
4/1	at LSU (L, 2-9)	-	-	0.2	3	5	5	2	0	0	13.50	27
4/5	at UAB (W, 6-4)	-	-	0.1	0	0	0	1	0	0	12.46	11

2019 - SOPHOMORE YEAR AT NOTRE DAME

Date	Opp (Res.)	DEC	QS	IP	H	R	ER	BB	SO	HR	ERA	NP	
2/15	*at Arizona State (L, 1-10)	L	-	2.2	4	5	1	3	3	0	3.38	74	
2/21	*vs. Eastern Michigan (W, 11-3)	W	X	7.0	6	2	2	1	8	0	2.79	107	
3/1	*vs. Charleston Southern (W, 7-4)	W	-	8.0	5	4	4	1	6	0	3.57	103	
3/9	*at Wake Forest (W, 7-4)	-	-	5.2	8	4	3	2	4	3	3.86	101	
3/15	*at Clemson (W, 9-2)	W	X	9.0	7	2	2	3	4	0	3.34	-	
3/23	*FLORIDA STATE (L, 1-7)	L	-	6.0	7	5	5	2	4	1	3.99	105	
3/29	*at Georgia Tech (W, 9-6)	W	-	5.0	9	6	5	0	6	2	4.57	99	
4/5	*VIRGINIA (W, 5-2)	W	X	9.0	9	2	1	1	2	0	3.96	100	
4/13	*NORTH CAROLINA (L, 6-13)	L	-	6.0	13	11	8	2	3	5	4.78	112	
4/20	*at Pittsburgh (L, 2-4)	L	X	7.0	5	3	2	0	3	0	4.55	90	
4/26	*NC STATE (W, 5-4)	-	-	6.0	7	4	3	1	3	2	4.54	100	
5/3	*LOUISVILLE (L, 0-2)	L	-	5.1	4	2	2	3	4	0	4.46	107	
5/11	*CANISIUS (W, 5-4)	-	X	7.2	4	2	0	1	2	0	4.06	100	
5/17	*at Boston College (L, 8-9)	-	-	5.0	9	5	5	0	4	0	4.33	97	
5/22	*vs. Georgia Tech (L, 6-12)	L	A	-	3.0	3	5	4	3	6	0	4.58	85

2020 - JUNIOR YEAR AT NOTRE DAME

Date	Opp (Res.)	DEC	QS	IP	H	R	ER	BB	SO	HR	ERA	NP
2/14	*at UAB (W, 4-2)	W	X	7.0	1	0	0	1	9	0	0.00	89
2/21	*vs. Incarnate Word (W, 12-1)	W	X	6.0	5	1	1	0	5	0	0.69	100
2/28	*at Presbyterian (W, 13-5)	W	-	6.1	7	4	4	1	6	0	2.33	84
3/6	*at North Carolina (W, 8-5)	-	-	4.0	5	2	2	3	2	0	2.70	75

2021 - SENIOR YEAR AT NOTRE DAME

Date	Opp (Res.)	DEC	QS	IP	H	R	ER	BB	SO	HR	ERA	NP
2/27	*at Wake Forest (L, 8-10)	-	-	4.0	4	1	1	3	7	0	2.25	88
3/5	*at Clemson (L, 7-13)	L	-	4.0	6	5	5	2	3	1	6.75	-

2022 - FIFTH YEAR

Date	Opp (Res.)	DEC	QS	IP	H	R	ER	BB	SO	HR	ERA	NP
2/18	*vs. Oklahoma (L, 0-3)	-	-	1.0	1	0	0	1	1	0	0.00	33
2/23	*TROY (W, 13-1)	-	-	3.0	1	1	1	3	1	0	2.25	43
3/6	RHODE ISLAND (W, 14-1)	S	-	3.0	0	0	0	1	5	0	1.29	47
3/13	MIDDLE TENNESSEE-G1 (W, 10-7)	W	-	3.2	4	2	2	2	1	1	2.53	52
3/19	#1 OLE MISS (L, 2-15)	-	-	2.2	5	3	3	0	3	0	4.05	40
3/27	*at Texas A&M (W, 13-9)	-	-	1.0	3	5	5	4	0	0	6.91	38
4/9	#12 VANDERBILT (L, 4-19)	-	-	1.1	2	2	2	2	1	0	7.47	28
4/20	KENNESAW STATE (W, 14-1)	-	-	2.0	0	0	0	0	3	0	6.62	22
4/23	SOUTH CAROLINA (W, 8-6)	-	-	1.0	2	3	2	1	2	0	7.23	24
4/29	at #1 Tennessee (L, 4-17)	-	-	2.1	0	0	0	2	0	0	6.43	35
5/6	#3 ARKANSAS (L, 8-11)	-	-	1.0	1	0	0	0	0	0	6.14	19
5/8	#3 ARKANSAS (L, 4-7)	-	-	0.2	0	1	0	2	1	0	5.96	21
5/14	ALABAMA (W, 6-4)	-	-	4.0	1	0	0	1	4	0	5.06	65
5/20	at Kentucky (L, 1-5)	-	-	2.0	1	1	1	1	1	0	5.02	38

CARSON SKIPPER'S CAREER APPEARANCES

2019 - FRESHMAN YEAR

Date	Opp (Res.)	DEC	QS	IP	H	R	ER	BB	SO	HR	ERA	NP
2/15	GEORGIA SOUTHERN (W, 11-2)	-	-	3.0	3	0	0	1	1	0	0.00	48
2/19	*ALABAMA A&M (W, 10-1)	W	-	4.0	2	1	0	0	8	0	0.00	67
2/24	at UCF (W, 13-9)	W	-	2.0	3	3	3	3	1	1	3.00	58
3/2	*CINCINNATI (W, 9-5)	-	-	3.0	5	4	3	0	4	1	4.50	59
3/6	UT MARTIN (W, 2-0)	-	-	2.1	0	0	0	0	5	0	3.77	31
3/9	*UTSA (W, 8-3)	W	-	4.2	5	0	0	0	5	0	2.84	70
3/17	*#21 TENNESSEE (W, 5-3)	-	-	3.0	3	2	1	1	1	0	2.86	46
3/23	*at #4 Mississippi State (L, 2-15)	L	-	0.2	5	5	4	2	1	0	4.37	35
3/24	at #4 Mississippi State (L, 15-20)	-	-	0.1	2	3	3	1	0	1	5.48	9
3/30	*at South Carolina (W, 7-5)	-	-	1.0	4	3	3	2	1	0	6.38	43
4/5	#9 ARKANSAS (W, 6-3)	-	-	0.2	1	0	0	0	1	0	6.20	8
4/5	#9 ARKANSAS (L, 6-9)	L	-	3.0	3	5	5	3	3	2	7.16	78
4/9	JACKSONVILLE STATE (L, 6-11)	-	-	0.0	0	0	0	2	0	0	7.16	10
4/16	*at #16 Georgia Tech (L, 6-11)	-	-	2.1	1	1	1	4	3	0	6.82	53
4/23	at Jacksonville State (W, 14-2)	-	-	1.0	0	0	0	1	0	0	6.61	17
4/25	at #4 Vanderbilt (L, 6-12)	-	-	1.1	3	2	2	3	1	0	6.89	43
5/7	*UAB (L, 4-6)	L	-	2.1	5	4	4	0	3	0	7.46	48

2020 - SOPHOMORE YEAR

Date	Opp (Res.)	DEC	QS	IP	H	R	ER	BBSO	HR	ERA	NP	
2/15	ILLINOIS-CHICAGO (W, 7-3)	-	-	1.0	0	0	0	0	2	0	0.00	16
2/19	OAKLAND (W, 17-1)	-	-	2.0	2	0	0	0	2	0	0.00	28
2/22	UCF (L, 3-7)	-	-	1.1	1	0	0	0	2	0	0.00	20
2/25	ALABAMA A&M (W, 10-0)	-	-	1.0	0	0	0	0	2	0	0.00	11
2/28	WRIGHT STATE (W, 7-2)	-	-	1.0	0	0	0	1	1	0	0.00	14
3/8	CHICAGO TECH (W, 9-0)	-	-	1.0	0	0	0	1	2	0	0.00	16
3/10	GEORGIA TECH (L, 2-6)	-	-	1.2	2	1	1	1	1	0	1.00	37

2021 - JUNIOR YEAR

Date	Opp (Res.)	DEC	QS	IP	H	R	ER	BB	SO	HR	ERA	NP
2/20	PRESBYTERIAN (W, 6-1)	-	-	1.0	1	0	0	0	1	0	0.00	9
2/24	ALABAMA A&M (W, 33-0)	-	-	1.0	1	0	0	0	0	0	0.00	8
2/26	vs. #25 Oklahoma (L, 3-4 [10])	-	-	2.0	1	0	0	1	3	0	0.00	39
2/28	vs. Texas A&M (W, 6-1)	-	-	1.0	0	0	0	0	1	0	0.00	15
3/7	#18 BOSTON COLLEGE (L, 9-11 [10])	-	-	0.2	0	0	0	0	1	0	0.00	13
4/1	at #1 Arkansas (W, 2-1)	-	-	1.0	1	0	0	0	0	0	0.00	15
4/3	at #1 Arkansas (L, 5-6 [10])	-	-	2.0	2	2	2	1	2	0	2.08	43
4/9	#4 MISSISSIPPI STATE (L, 5-6)	L	-	2.0	1	1	1	1	2	0	2.53	38
4/15	at Alabama (L, 7-8 [10])	L	-	1.0	3	1	1	0	2	0	3.09	26
4/17	at Alabama (L, 9-10)	-	-	0.2	4	3	3	0	1	2	5.11	18
4/20	SAMFORD (W, 6-4)	-	-	1.0	1	0	0	0	2	0	4.72	18
4/25	#10 FLORIDA (W, 10-8 [7])	-	-	1.2	2	2	0	0	2	0	4.20	41
4/30	at #20 Georgia (W, 10-6 [14])	-	-	3.0	4	1	1	0	0	1	4.00	32
5/6	LSU (L, 3-8)	-	-	0.1	0	3	3	3	1	0	5.40	25
5/8	LSU (W, 2-1)	W	-	2.1	0	0	0	1	4	0	4.79	38
5/14	TEXAS A&M (W, 5-4)	W	-	3.0	2	1	1	0	4	1	4.56	50

5/16	TEXAS A&M (W, 8-5)	S	-	1.1	1	0	0	0	3	0	4.32	17
5/21	at Missouri (W, 3-0)	S	-	1.0	2	0	0	1	1	0	4.15	26
5/25	vs. #11 Ole Miss (L, 4-7)	-	-	3.2	3	2	2	1	6	1	4.25	68

2022 - SENIOR YEAR

Date	Opp (Res.)	DEC	QS	IP	H	R	ER	BB	SO	HR	ERA	NP
2/19	vs. #12 Texas Tech (W, 2-1)	-	-	1.0	0	0	0	1	1	0	0.00	17
2/26	YALE-G1 (W, 4-3)	-	-	3.0	1	0	0	2	4	0	0.00	57
3/4	RHODE ISLAND (W, 7-2)	W	-	4.0	3	0	0	0	4	0	0.00	60
3/11	MIDDLE TENNESSEE (L, 8-10)	-	-	5.2	6	3	2	0	4	1	1.32	71
3/17	#1 OLE MISS (L, 6-13)	-	-	2.2	4	5	1	0	3	1	1.65	51
3/25	at Texas A&M (W, 6-5 [10])	-	-	3.0	4	4	4	2	0	1	3.26	58
3/27	at Texas A&M (W, 13-9)	-	-	2.0	1	0	0	0	3	0	2.95	24
3/31	at LSU (W, 6-5)	W	-	3.1	4	2	2	1	3	1	3.28	49
4/2	at LSU (W, 6-4)	-	-	0.1	1	0	0	0	1	0	3.24	10
4/8	#12 VANDERBILT (W, 5-1)	W	-	2.2	1	1	1	0	2	0	3.25	31
4/14	at Mississippi State (L, 6-7)	-	-	3.0	2	2	2	0	3	2	3.52	46
4/19	ALABAMA STATE (W, 6-5 [10])	-	-	2.0	1	0	0	0	3	0	3.31	25
4/22	SOUTH CAROLINA (W, 6-3)	-	-	1.1	1	0	0	0	2	0	3.18	26
4/23	SOUTH CAROLINA (W, 8-6)	-	-	1.0	0	0	0	0	0	0	3.09	13
4/24	SOUTH CAROLINA (W, 2-0)	-	-	1.0	0	0	0	0	1	0	3.00	6
4/29	at #1 Tennessee (L, 4-17)	L	-	1.0	4	3	3	0	2	0	3.65	32
5/1	at #1 Tennessee (L, 3-5)	-	-	0.2	1	0	0	0	1	0	3.58	11
5/6	#3 ARKANSAS (L, 8-11)	L	-	1.0	4	5	5	1	0	1	4.66	31
5/8	#3 ARKANSAS (L, 4-7)	-	-	1.1	1	0	0	0	2	0	4.50	21
5/17	at Samford (W, 8-4)	W	-	2.1	3	0	0	0	4	0	4.25	33
5/21	at Kentucky (L, 3-6)	L	-	0.2	1	3	3	2	1	0	4.81	21
5/25	*vs Kentucky (L, 1-3)	-	-	3.0	1	0	0	1	7	0	4.50	42

CARSON SWILLING'S CAREER APPEARANCES

2021 - FRESHMAN YEAR

Date	Opp (Res.)	DEC	QS	IP	H	R	ER	BB	SO	HR	ERA	NP
2/19	PRESBYTERIAN (W, 14-3)	-	-	1.0	0	0	0	0	1	0	0.00	11
2/23	ALABAMA A&M (W, 18-2 [7])	-	-	1.0	0	0	0	0	2	0	0.00	15
3/6	#18 BOSTON COLLEGE (W, 16-1)	-	-	1.2	1	0	0	1				

SUPERLATIVES AND MISCELLANEOUS NOTES

STARTS BY POSITION

STARTING PITCHER

Trace Bright	15	8-7
Mason Barnett	11	8-3
Joseph Gonzalez	11	8-3
Hayden Mullins	8	6-2
Jordan Armstrong	6	4-2
Tommy Sheehan	3	2-1
Konner Copeland	2	2-0
Carson Skipper	1	0-1

CATCHER

Nate LaRue	31	19-12
Jake Wyandt	14	12-2
Ryan Dyal	12	7-5

FIRST BASE

Sonny DiChiara	52	35-17
Cam Hill	5	3-2

SECOND BASE

Cole Foster	44	31-13
Garrett Farquhar	12	7-5
Brooks Carlson	1	0-1

THIRD BASE

Blake Rambusch	53	36-17
Garrett Farquhar	4	2-2

SHORTSTOP

Brody Moore	56	37-19
Garrett Farquhar	1	1-0

LEFT FIELD

Mike Bello	15	11-4
Ryan Dyal	11	8-3
Brooks Carlson	9	5-4
Mason Land	9	5-4
Bryson Ware	6	5-1
Brayton Brown	3	2-1
Josh Hall	3	2-1
Bobby Peirce	1	0-1

CENTER FIELD

Kason Howell	57	38-19
--------------	----	-------

RIGHT FIELD

Bobby Peirce	29	19-10
Bryson Ware	17	13-4
Mike Bello	4	2-2
Blake Rambusch	4	2-2
Josh Hall	3	2-1

DESIGNATED HITTER

Brooks Carlson	28	19-9
Cam Hill	21	13-8
Ryan Dyal	4	4-0
Nate LaRue	3	2-1
Sonny DiChiara	1	0-1

2022 AUBURN & OPPONENT HIGHS

TEAM BATTING

	AUBURN	OPPONENT
Runs in a game	19, two times	19, Vandy (4/9)
Runs in an inning	11, vs. SLU [1st] (6/3)	9, Vandy [4th] (4/9)
Most Hits in a game	20, vs. SLU (6/3)	23, Vandy (4/9)
Fewest Hits in a game	3, two times	1, Rhode Island (G2 - 3/5)
Hits in an inning	8, vs. SLU [1st] (6/3)	9, Tennessee [7th] (4/29)
2B in a game	5, vs. Yale (2/25)	10, Vandy (4/9)
3B in a game	1, eight times	1, Yale (G1 - 2/26)
HR in a game	7, vs. SLU (6/3)	6, Tennessee (4/29)
SB in a game	3, at Tennessee (4/30)	6, Yale (G1 - 2/26)
LOB in a game	17, two times	14, two times
K in a game	17, vs. K-State (2/20)	19, Yale (2/25)
BB in a game	12, two times	9, two times

TEAM PITCHING

	AUBURN	OPPONENT
K in a game	19, vs. Yale (2/25)	17, K-State (2/20)
BB in a game	9, two times	12, two times
Pitchers used	9, vs. S. Alabama (3/22)	10, UAB (3/2)
Total Quality Starts	8	3

TEAM FIELDING

	AUBURN	OPPONENT
Errors in a game	5, vs. Ole Miss (3/17)	5, Alabama State (3/1)
DP turned in a game	3, three times	2, six times

IND. BATTING

	AUBURN	OPPONENT
Hits in a game	4, four times	5, Bulger [Vandy] (4/9)
Runs in a game	4, four times	4, two times
2B in a game	2, eight times	3, Keegan [Vandy] (4/9)
3B in a game	1, eight times	1, Swank [Yale] (G1 - 2/26)
HR in a game	3, Foster vs. SLU (6/3)	2, five times
RBI in a game	9, Foster vs. SLU (6/3)	6, Russell [UT] (4/29)
XBH in a game	4, Foster vs. SLU (6/3)	3, four times
SB in a game	2, Rambusch, three times	3, Swank [Yale] (G1 - 2/26)
BB in a game	4, DiChiara at MSU (4/16)	4, Sanders [MTSU] (G2 - 3/13)
HBP in a game	2, four times	2, three times
K in a game	4, four times	4, six times
Hitting Streak	17, Rambusch (3/5-4/1)	3, 29 times
Consec. G w/HR	3, DiChiara, three times	2, three times

IND. PITCHING

	AUBURN	OPPONENT
K by a starter	11, Armstrong vs. Yale (2/25)	12, Johnson [MSU] (4/15)
K by a reliever	6, two times	6, three times
BB by a starter	6, Mullins vs. Vandy (4/8)	5, two times
BB by a reliever	4, two times	6, Capell [Yale] (G2 - 2/26)
IP by a starter	9.0, Gonzalez vs. Vandy (4/10)	7.0, two times
IP by a reliever	5.2, Skipper vs. MTSU (3/11)	5.0, Gilreath [USC] (4/22)

MISCELLANEOUS

	AUBURN
Biggest comeback win	6, vs. S. Alabama (3/22)
Biggest blown lead loss	5, vs. Arkansas (5/6)
Largest margin of victory	16, vs. Rhode Island (G1 - 3/5)
Largest margin of defeat	15, vs. Vandy (4/9)
Longest game, Time	4:09, vs. S. Alabama (3/22)
Longest game, Time (9 inn)	4:09, vs. S. Alabama (3/22)
Shortest game, Time (9 inn)	2:16, at Tennessee (5/1)
Longest game, Innings	11, at Texas A&M (3/26)
Largest crowd, Home	4,096, seven times
Largest crowd, Road	12,346, at MSU (4/15)
Largest crowd, Neutral	10,515, vs. Texas Tech (2/19)

STARTS BY ORDER

LEADOFF

Blake Rambusch	54	36-18
Brody Moore	3	2-1

2ND SPOT

Kason Howell	44	29-15
Sonny DiChiara	6	3-3
Brody Moore	6	5-1
Cole Foster	1	1-0

3RD SPOT

Sonny DiChiara	45	32-13
Ryan Dyal	4	1-3
Bobby Peirce	3	1-2
Blake Rambusch	3	2-1
Cam Hill	2	2-0

CLEANUP

Brooks Carlson	23	16-7
Bobby Peirce	12	7-5
Ryan Dyal	9	7-2
Cam Hill	8	6-2
Brody Moore	3	2-1
Sonny DiChiara	2	0-2

5TH SPOT

Brody Moore	20	12-8
Cam Hill	9	5-4
Brooks Carlson	8	5-3
Bryson Ware	8	5-3
Nate LaRue	4	3-1
Cole Foster	3	3-0
Ryan Dyal	2	2-0
Kason Howell	2	2-0
Bobby Peirce	1	1-0

6TH SPOT

Brody Moore	12	9-3
Kason Howell	8	4-4
Bryson Ware	7	5-2
Brooks Carlson	6	3-3
Cole Foster	6	5-1
Bobby Peirce	6	4-2
Mike Bello	5	3-2
Ryan Dyal	4	3-1
Cam Hill	2	1-1
Garrett Farquhar	1	1-0

7TH SPOT

Brody Moore	12	7-5
Cole Foster	8	5-3
Nate LaRue	6	4-2
Mason Land	6	4-2
Bobby Peirce	5	4-1
Bryson Ware	5	5-0
Cam Hill	4	2-2
Ryan Dyal	3	3-0
Garrett Farquhar	3	1-2
Kason Howell	2	2-0
Mike Bello	1	1-0
Brayton Brown	1	0-1
Brooks Carlson	1	0-1

8TH SPOT

Nate LaRue	22	12-10
Cole Foster	15	10-5
Ryan Dyal	4	2-2
Garrett Farquhar	4	3-1
Mike Bello	3	3-0
Bryson Ware	3	3-0
Brayton Brown	2	2-0
Cam Hill	1	0-1
Kason Howell	1	1-0
Mason Land	1	1-0
Bobby Peirce	1	1-0

9TH SPOT

Jake Wyandt	14	12-2
Cole Foster	11	7-4
Mike Bello	10	6-4
Garrett Farquhar	9	5-4
Josh Hall	6	4-2
Bobby Peirce	2	1-1
Nate LaRue	2	2-0
Mason Land	2	0-2
Ryan Dyal	1	1-0

PITCHING NOTES

2022 BULLPEN BY NUMBERS

Total App.....	197
Saves/Opp.....	17/20
IR/IRS.....	145/55
BA Against.....	.251
ERA.....	4.68

SAVES/OPP

Chase Allsup.....	2/2
Jordan Armstrong.....	1/1
Blake Burkhalter.....	13/14
Parker Carlson.....	0/1
Hayden Mullins.....	0/1
Tommy Sheehan.....	1/1

INHERITED RUNNERS/SCORED

Chase Allsup.....	16/6
John Armstrong.....	26/13
Jordan Armstrong.....	3/3
Mason Barnett.....	3/3
Ben Bosse.....	4/0
Blake Burkhalter.....	16/3
Konner Copeland.....	9/4
Tyler Drabick.....	6/2
Brooks Fuller.....	6/1
Joseph Gonzalez.....	2/1
Cade Granzow.....	6/4
Cam Hill.....	2/1
Chase Isbell.....	5/1
Nate LaRue.....	2/1
Tommy Sheehan.....	9/3
Carson Skipper.....	16/4
Carson Swilling.....	14/5

1ST BATTER FACED/RETIRED

Chase Allsup.....	21/12
John Armstrong.....	15/12
Jordan Armstrong.....	7/5
Mason Barnett.....	5/2
Ben Bosse.....	7/4
Trace Bright.....	1/1
Blake Burkhalter.....	26/19
Parker Carlson.....	5/5
Konner Copeland.....	7/5
Tyler Drabick.....	7/3
Brooks Fuller.....	8/3
Joseph Gonzalez.....	1/1
Cade Granzow.....	6/4
Cam Hill.....	3/1
Chase Isbell.....	11/6
Nate LaRue.....	5/1
Hayden Mullins.....	3/1
Tommy Sheehan.....	10/7
Carson Skipper.....	21/15
Carson Swilling.....	19/12
Garrett Wade.....	4/2

RELIEF ERA

Joseph Gonzalez.....	0.00
Nate LaRue.....	1.69
John Armstrong.....	2.51
Chase Allsup.....	2.57
Trace Bright.....	3.37
Mason Barnett.....	3.38
Blake Burkhalter.....	3.76
Tommy Sheehan.....	3.80
Ben Bosse.....	3.86
Carson Skipper.....	4.81
Cade Granzow.....	4.91
Carson Swilling.....	5.06
Jordan Armstrong.....	5.40
Chase Isbell.....	6.28
Konner Copeland.....	7.27
Hayden Mullins.....	8.31
Brooks Fuller.....	8.53
Parker Carlson.....	8.59
Tyler Drabick.....	9.82
Garrett Wade.....	10.80
Cam Hill.....	18.00

2022 Auburn Baseball
Team Game-by-Game for Auburn (as of Jun 04, 2022)
Pitching (All games)

Date	Opponent	ip	h	r	er	bb	so	2b	3b	hr	wp	bk	hbp	dp	ibb	score	w-l	sv	era
Feb 18	vs Oklahoma	8.0	4	3	3	5	7	1	0	1	1	0	3	2	0	0-3	0-1	0	3.38
Feb 19	vs Texas Tech	9.0	3	1	1	7	8	0	0	0	1	0	1	1	0	2-1	1-1	1	2.12
Feb 20	vs Kansas State	9.0	3	1	0	3	10	0	0	0	0	0	1	0	0	12-1	2-1	1	1.38
Feb 23	TROY	9.0	5	1	1	4	7	0	0	0	1	0	0	0	0	13-1	3-1	1	1.29
Feb 25	YALE	9.0	4	0	0	3	19	0	0	0	2	0	1	1	0	9-0	4-1	1	1.02
Feb 26	YALE	9.0	9	3	3	3	8	2	1	0	1	0	0	0	0	4-3	5-1	1	1.36
Feb 26	YALE	10.0	8	5	5	9	12	2	0	1	4	0	0	0	0	4-5	5-2	1	1.86
Mar 01	ALABAMA STATE	9.0	13	7	6	8	12	3	0	0	3	0	1	1	0	13-7	6-2	1	2.38
Mar 02	UAB	9.0	3	1	1	2	11	1	0	0	0	0	1	1	0	16-1	7-2	1	2.22
Mar 04	RHODE ISLAND	9.0	8	2	2	2	11	2	0	1	0	0	0	0	0	7-2	8-2	2	2.20
Mar 05	RHODE ISLAND	9.0	5	0	0	2	11	0	0	0	0	0	2	1	0	16-0	9-2	2	2.00
Mar 05	RHODE ISLAND	7.0	1	0	0	0	10	0	0	0	1	0	0	1	0	12-0	10-2	2	1.87
Mar 06	RHODE ISLAND	9.0	3	1	1	4	14	0	0	1	0	0	1	0	0	14-1	11-2	3	1.80
Mar 09	vs Tennessee Tech	9.0	10	3	2	3	14	3	0	0	1	0	1	0	0	4-3	12-2	3	1.81
Mar 11	MIDDLE TENNESS	9.0	10	10	6	3	8	3	0	1	1	0	1	0	0	8-10	12-3	3	2.10
Mar 13	MIDDLE TENNESS	9.0	12	7	6	4	8	2	0	3	1	0	1	2	0	10-7	13-3	4	2.35
Mar 13	MIDDLE TENNESS	8.0	8	4	4	5	4	3	0	0	2	0	0	3	0	3-4	13-4	4	2.46
*Mar 17	OLE MISS	9.0	14	13	6	5	13	3	0	3	4	0	1	1	0	6-13	13-5	4	2.66
*Mar 18	OLE MISS	9.0	6	5	3	8	7	1	0	1	2	0	1	0	0	19-5	14-5	4	2.68
*Mar 19	OLE MISS	9.0	19	15	12	2	12	6	0	3	0	1	1	1	0	2-15	14-6	4	3.15
Mar 22	vs South Alabama	9.0	15	12	11	6	9	5	0	0	3	0	3	1	0	13-12	15-6	4	3.53
*Mar 25	at Texas AM	10.0	11	5	5	2	12	2	0	1	2	0	3	1	0	6-5	16-6	5	3.58
*Mar 26	at Texas AM	10.2	11	5	5	3	14	4	0	1	1	0	0	0	0	4-5	16-7	5	3.61
*Mar 27	at Texas AM	9.0	8	9	8	7	9	1	0	1	1	0	1	2	0	13-9	17-7	5	3.80
Mar 29	JACKSONVILLE ST	9.0	6	5	3	4	6	4	0	0	2	0	1	0	0	2-5	17-8	5	3.77
*Mar 31	at LSU	9.0	9	5	5	3	12	1	0	3	0	0	2	1	0	6-5	18-8	6	3.81
*Apr 01	at LSU	8.0	12	9	9	7	8	3	0	1	3	0	0	2	1	2-9	18-9	6	4.02
*Apr 02	at LSU	9.0	11	4	4	2	5	1	0	1	0	0	2	1	0	6-4	19-9	7	4.02
Apr 05	at UAB	9.0	9	4	4	5	11	0	0	2	0	0	1	0	0	6-4	20-9	8	4.02
*Apr 08	VANDERBILT	9.0	2	1	1	7	15	1	0	0	1	0	1	1	0	5-1	21-9	9	3.92
*Apr 09	VANDERBILT	9.0	23	19	19	6	8	10	0	4	0	0	1	0	1	4-19	21-10	9	4.41
*Apr 10	VANDERBILT	9.0	8	2	1	0	8	2	0	0	1	0	0	1	0	8-2	22-10	9	4.30
Apr 12	SAMFORD	9.0	4	1	1	5	17	0	0	0	2	0	1	1	0	4-1	23-10	10	4.20
*Apr 14	at Mississippi State	8.1	6	7	6	9	9	0	0	2	1	0	0	1	2	6-7	23-11	10	4.26
*Apr 15	at Mississippi State	8.0	14	9	9	5	11	3	0	2	2	0	3	0	0	5-9	23-12	10	4.41
*Apr 16	at Mississippi State	9.0	8	2	2	1	7	1	0	2	0	0	0	0	0	3-2	24-12	11	4.35
Apr 19	ALABAMA STATE	10.0	5	5	3	6	16	1	0	0	2	0	0	1	0	6-5	25-12	11	4.30
Apr 20	KENNESAW STAT	9.0	4	1	0	2	14	0	0	0	0	1	0	0	0	14-1	26-12	11	4.18
*Apr 22	SOUTH CAROLINA	9.0	4	3	2	2	12	0	0	1	0	0	2	1	0	6-3	27-12	12	4.13
*Apr 23	SOUTH CAROLINA	9.0	9	6	5	3	9	1	0	1	0	0	1	3	0	8-6	28-12	13	4.15
*Apr 24	SOUTH CAROLINA	9.0	8	0	0	0	6	0	0	0	0	0	0	2	0	2-0	29-12	14	4.05
*Apr 26	at Jacksonville Stat	9.0	10	4	4	5	15	3	0	2	0	0	1	0	0	8-4	30-12	14	4.05
*Apr 29	at Tennessee	8.0	19	17	16	4	5	4	0	6	0	0	0	1	0	4-17	30-13	14	4.34
*Apr 30	at Tennessee	9.0	10	6	5	3	11	1	0	1	3	0	0	0	0	8-6	31-13	14	4.35
*May 01	at Tennessee	8.0	8	5	5	1	3	1	0	2	1	0	0	1	0	3-5	31-14	14	4.38
*May 06	ARKANSAS	9.0	13	11	11	6	6	3	0	3	1	0	0	1	0	8-11	31-15	14	4.52
*May 07	ARKANSAS	9.0	3	3	3	6	8	1	0	0	0	0	3	1	0	5-3	32-15	14	4.49
*May 08	ARKANSAS	9.0	13	7	6	6	9	5	0	1	0	0	2	0	0	4-7	32-16	14	4.52
May 10	at Troy	9.0	5	4	4	3	7	0	0	1	2	0	4	0	0	11-4	33-16	14	4.51
*May 13	ALABAMA	9.0	7	2	2	3	9	1	0	1	0	0	0	3	0	3-2	34-16	15	4.46
*May 14	ALABAMA	9.0	6	4	4	3	8	0	0	1	1	0	1	1	0	6-4	35-16	16	4.45
May 17	vs Samford	9.0	11	4	4	5	12	1	0	1	0	0	2	1	0	8-4	36-16	16	4.44
*May 20	at Kentucky	8.0	9	5	5	4	11	3	0	0	1	0	0	0	0	1-5	36-17	16	4.46
*May 20	at Kentucky	9.0	8	3	2	0	8	2	0	2	0	0	0	1	0	6-3	37-17	17	4.42
*May 21	at Kentucky	8.0	9	6	6	5	6	2	0	0	2	0	0	0	0	3-6	37-18	17	4.45
May 25	vs Kentucky	9.0	8	3	3	3	13	3	0	2	2	0	1	1	0	1-3	37-19	17	4.43
Jun 03	SOUTHEASTERN L	9.0	10	7	4	5	14	4	0	1	0	0	1	2	0	19-7	38-19	17	4.42
Totals		507.0	484	287	249	229	569	106	1	61	57	4	54	47	4	401-287	38-19	17	4.42

AUBURN STARTING PITCHER BREAKDOWN

Starter	GS	Quality Starts	Run Support	RS/Start	Auburn Record
Bright	15	3	62	4.1	8-7
Gonzalez	11	5	43	3.9	8-3
Barnett	11	0	31	2.8	8-3
Mullins	8	0	21	2.6	6-2
Armstrong	6	0	19	3.2	4-2
Sheehan	3	0	7	2.3	2-1
Copeland	2	0	15	7.5	2-0
Skipper	1	0	0	0.0	0-1

Auburn Overall Rankings			Auburn SEC-Only Rankings		
Category	Rank	No.	Category	Rank	No.
ERA	4.43	6th	ERA	5.85	10th
Opp BA	.252	7th	Opp BA	.286	13th
Hits Allowed	474	7th	Hits Allowed	288	9th
Walks	224	8th	Walks	113	5th
Strikeouts	555	7th	Strikeouts	261	11th

AUBURN PITCHING BREAKDOWN

STARTERS											RELIEVERS											TOTALS										
W-L	ERA	IP	H	R	ER	BB	K	HR	AVG	W-L	ERA	IP	H	R	ER	BB	K	HR	AVG	W-L	ERA	IP	H	R	ER	BB	K	HR	AVG			
15-9	4.12	238.0	231	119	109	104	256	20	.254	23-10	4.68	269.0	253	168	140	125	313	41	.251	38-19	4.42	507.0	484	287	249	229	569	61	.253			
										NEUT.	5-2	3.48	62.0	54	27	24	32	73	4	.241												

HITTING NOTES

2022 MULTI-HIT GAMES

	2	3	4	5+	Total
Blake Rambusch	16	8	2	-	26
Brody Moore	17	2	-	-	19
Sonny DiChiara	11	6	1	-	18
Kason Howell	10	8	-	-	18
Brooks Carlson	7	3	-	-	10
Bobby Peirce	7	3	-	-	10
Nate LaRue	7	1	-	-	8
Cole Foster	5	2	1	-	8
Cam Hill	6	1	-	-	7
Ryan Dyal	6	-	-	-	6
Bryson Ware	4	2	-	-	6
Mike Bello	2	2	-	-	4
Garrett Farquhar	3	-	-	-	3
Jake Wyandt	2	-	-	-	2
Josh Hall	1	-	-	-	1
Mason Land	1	-	-	-	1

CAREER AUBURN MULTI-HIT GAMES

	2	3	4	5+	Total
Kason Howell	36	16	-	-	52
Brody Moore	33	7	2	-	42
Blake Rambusch	16	8	2	-	26
Sonny DiChiara	11	6	1	-	18
Cam Hill	13	4	-	-	17
Bryson Ware	11	4	-	-	15
Garrett Farquhar	9	1	-	-	10
Brooks Carlson	7	3	-	-	10
Bobby Peirce	7	3	-	-	10
Nate LaRue	8	1	-	-	9
Cole Foster	6	2	1	-	9
Ryan Dyal	7	-	-	-	7
Josh Hall	5	1	-	-	6
Mike Bello	2	2	-	-	4
Jake Wyandt	2	-	-	-	2
Brayton Brown	1	-	-	-	1
Mason Land	1	-	-	-	1

2022 MULTI-RBI GAMES

	2	3	4	5+	Total
Sonny DiChiara	8	3	2	1	14
Kason Howell	8	1	-	-	9
Nate LaRue	8	-	-	1	9
Blake Rambusch	5	2	1	-	8
Ryan Dyal	3	3	1	-	7
Cole Foster	4	1	1	1	7
Brooks Carlson	3	2	1	-	6
Bobby Peirce	4	2	-	-	6
Brody Moore	1	3	1	-	5
Garrett Farquhar	4	-	-	-	4
Bryson Ware	2	-	-	2	4
Cam Hill	3	-	-	-	3
Jake Wyandt	1	1	1	-	3
Mike Bello	2	-	-	-	2
Brayton Brown	1	-	-	-	1
Josh Hall	1	-	-	-	1

CAREER AUBURN MULTI-RBI GAMES

	2	3	4	5+	Total
Kason Howell	11	7	-	1	19
Brody Moore	11	3	1	1	16
Sonny DiChiara	8	3	2	1	14
Nate LaRue	9	-	-	1	10
Bryson Ware	6	-	2	2	10
Ryan Dyal	5	3	1	-	9
Cam Hill	5	3	1	-	9
Blake Rambusch	5	2	1	-	8
Garrett Farquhar	5	1	1	-	7
Cole Foster	4	1	1	1	7
Bobby Peirce	5	2	-	-	7
Brooks Carlson	3	2	1	-	6
Brayton Brown	2	2	-	-	4
Josh Hall	2	1	-	-	3
Jake Wyandt	1	1	1	-	3
Mike Bello	2	-	-	-	2

CAREER AUBURN STARTS

	Career	Consec.
Kason Howell	181	105
Brody Moore	123	48
Bryson Ware	60	-
Blake Rambusch	57	57
Cam Hill	56	-
Sonny DiChiara	53	41
Ryan Dyal	49	-
Cole Foster	48	1
Nate LaRue	47	3
Brooks Carlson	38	21
Garrett Farquhar	32	-
Bobby Peirce	32	16
Mike Bello	19	1
Josh Hall	16	-
Brayton Brown	14	-
Jake Wyandt	14	-
Mason Land	9	-

TEAM NOTES

Auburn Overall SEC Rankings			Auburn SEC-Only Rankings		
Category	Rank	No.	Category	Rank	No.
Avg.	.285	4th	Avg.	.267	7th
Hits	551	6th	Hits	268	9th
2B	103	7th	2B	46	T-8th
HR	59	T-12th	HR	36	12th
BB	261	8th	BB	126	7th

2022 AUBURN HOME RUNS

No.	Player (#)	Opponent (Date)	On	Outs	Inn.	Pitcher
1	Ware (1)	Troy (2/23)	3	2	1	Fletcher (R)
2	DiChiara (1)	Troy (2/23)	2	1	2	Pettys (L)
3	DiChiara (2)	Yale (2/25)	1	1	1	Kipp (R)
4	DiChiara (3)	Yale (G1 - 2/26)	0	2	5	Walsh (R)
5	Howell (1)	Yale (G1 - 2/26)	0	0	9	Easterly (L)
6	Rambusch (1)	Yale (G2 - 2/26)	0	0	8	Capell (R)
7	Foster (1)	Alabama State (3/1)	2	1	2	A. Melendez (L)
8	DiChiara (4)	Alabama State (3/1)	0	0	7	O. Melendez (L)
9	DiChiara (5)	Rhode Island (3/4)	1	1	3	Twitcheil (R)
10	Rambusch (2)	Rhode Island (G1 - 3/5)	0	0	1	Picone (R)
11	Dyal (1)	Rhode Island (G1 - 3/5)	1	2	4	Diaz (R)
12	Wyandt (1)	Rhode Island (3/6)	2	2	2	Levesque (L)
13	Carlson (1)	Rhode Island (3/6)	1	0	5	Brutti (R)
14	Dyal (2)	Rhode Island (3/6)	3	1	6	Morrison (R)
15	Farquhar (1)	Rhode Island (3/6)	1	2	7	Morrison (R)
16	Dyal (3)	Middle Tennessee (3/11)	1	1	1	Keenan (R)
17	Moore (1)	Middle Tennessee (3/11)	2	2	9	Wigginton (L)
18	DiChiara (6)	Ole Miss (3/17)	1	1	1	Gaddis (L)
19	Dyal (4)	Ole Miss (3/17)	0	1	6	DeLucia (R)
20	DiChiara (7)	Ole Miss (3/18)	1	2	4	Nichols (R)
21	Howell (2)	Ole Miss (3/18)	2	1	7	McDaniel (R)
22	Farquhar (2)	South Alabama (3/22)	0	1	5	Runyan (L)
23	Foster (2)	Texas A&M (3/26)	0	0	2	Dallas (R)
24	Bello (1)	Texas A&M (3/26)	0	0	2	Dallas (R)
25	LaRue (1)	Texas A&M (3/27)	1	2	2	Prager (L)
26	Foster (3)	Texas A&M (3/27)	1	2	5	Hector (R)
27	Moore (2)	LSU (3/31)	2	2	5	Money (R)
28	DiChiara (8)	LSU (4/2)	1	1	5	Fontenot (R)
29	Foster (4)	Vanderbilt (4/8)	0	0	2	McElvain (R)
30	Carlson (2)	Vanderbilt (4/8)	2	1	3	McElvain (R)
31	DiChiara (9)	Vanderbilt (4/9)	0	2	1	Holton (L)
32	LaRue (2)	Vanderbilt (4/9)	1	2	4	Holton (L)
33	DiChiara (10)	Vanderbilt (4/10)	2	1	2	Reilly (R)
34	DiChiara (11)	Vanderbilt (4/10)	0	2	6	Owen (L)
35	Peirce (1)	Samford (4/12)	0	0	8	Watkins (R)
36	LaRue (3)	Miss. State (4/14)	0	1	3	Smith (R)
37	Foster (5)	Miss. State (4/14)	0	1	8	Kohn (L)
38	Moore (3)	Kennesaw St. (4/20)	0	2	3	Stills (R)
39	Carlson (3)	Kennesaw St. (4/20)	1	2	4	Cain (R)
40	LaRue (4)	South Carolina (4/22)	1	2	2	Thomas (R)
41	Peirce (2)	South Carolina (4/22)	0	0	7	Gilreath (L)
42	DiChiara (12)	South Carolina (4/22)	1	0	8	Weins (R)
43	Foster (6)	South Carolina (4/23)	0	0	8	Becker (L)
44	Rambusch (3)	Tennessee (4/29)	2	2	6	Mabrey (L)
45	DiChiara (13)	Tennessee (4/30)	1	0	5	Sewell (R)
46	Peirce (3)	Tennessee (4/30)	2	2	9	Walsh (L)
47	Peirce (4)	Tennessee (5/1)	0	0	5	Beam (R)
48	Carlson (4)	Arkansas (5/6)	0	0	4	Noland (R)
49	Moore (4)	Arkansas (5/6)	0	2	5	Ramage (R)
50	Carlson (5)	Arkansas (5/7)	0	0	2	Smith (L)
51	DiChiara (14)	Arkansas (5/7)	0	0	3	Smith (L)
52	Rambusch (4)	Arkansas (5/7)	0	1	7	Vermillion (R)
53	Peirce (5)	Arkansas (5/8)	1	2	1	Wiggins (R)
54	DiChiara (15)	Arkansas (5/8)	0	0	3	Wiggins (R)
55	DiChiara (16)	Troy (5/10)	2	1	3	Witcheil (R)
56	Peirce (6)	Alabama (5/14)	0	0	4	McNairy (R)
57	Peirce (7)	Kentucky (5/21)	0	0	7	Guilfoil (R)
58	DiChiara (17)	Kentucky (5/21)	0	0	9	Guilfoil (R)
59	DiChiara (18)	Kentucky (5/25)	0	0	8	Harper (R)
60	Foster (7)	Southeastern (6/3)	1	0	1	Guth (L)
61	Peirce (8)	Southeastern (6/3)	1	0	1	Guth (L)
62	Foster (8)	Southeastern (6/3)	3	1	1	Dugas (R)
63	DiChiara (19)	Southeastern (6/3)	0	1	1	Dugas (R)
64	LaRue (5)	Southeastern (6/3)	0	2	2	Dugas (R)
65	Foster (9)	Southeastern (6/3)	2	1	4	Dugas (R)
66	LaRue (6)	Southeastern (6/3)	0	0	6	Laue (R)

AUBURN CAREER HOME RUN BREAKDOWN

	1R	2R	3R	GS	Career	Home	Road	Last
Bello	1	--	--	--	1	--	1	3/26/22
Carlson	2	2	1	--	5	5	--	5/7/22
DiChiara	8	8	3	--	19	14	5	6/3/22
Dyal	3	3	--	1	7	6	1	3/17/22
Farquhar	1	1	--	--	2	1	1	3/22/22
Foster	4	2	2	1	9	6	3	6/3/22
Hill	2	2	--	1	5	5	--	4/25/21
Howell	4	3	2	--	9	3	6	3/18/22
LaRue	5	3	--	--	8	6	2	6/3/22
Moore	3	1	2	--	6	4	2	5/6/22
Peirce	5	2	1	--	8	5	3	6/3/22
Rambusch	3	--	1	--	4	3	1	5/7/22
Ware	2	4	--	1	7	5	2	2/23/22
Wyandt	--	--	1	--	1	1	--	3/6/22

AUBURN HITTING STREAKS

	Current	'22	Career
Mike Bello	1	6	6
Luke Burk	-	1	1
Brooks Carlson	1	11	11
Sonny DiChiara	3	8	8
Ryan Dyal	-	4	4
Garrett Farquhar	1	6	6
Cole Foster	2	6	6
Josh Hall	2	3	4
Cam Hill	1	8	8
Kason Howell	-	9	9
Mason Land	-	7	7
Nate LaRue	1	4	4
Brody Moore	2	9	9
Brody Moss	1	1	1
Bobby Peirce	10	10	10
Blake Rambusch	2	17	17
Bryson Ware	-	4	6
Jake Wyandt	1	7	7

AUBURN REACHED BASE STREAKS

	Current	'22	Career
Mike Bello	1	8	8
Luke Burk	-	1	1
Brooks Carlson	16	16	16
Ryan Dyal	-	15	15
Sonny DiChiara	6	46	46
Garrett Farquhar	1	7	7
Cole Foster	3	11	11
Josh Hall	2	3	5
Cam Hill	1	7	8
Kason Howell	2	23	23
Mason Land	-	7	7
Nate LaRue	1	4	7
Brody Moore	2	18	18
Brody Moss	1	1	1
Bobby Peirce	10	10	10
Blake Rambusch	3	42	42
Bryson Ware	-	8	8
Jake Wyandt	1	7	7

BUNT HITS

Player	No.
Josh Hall	3
Brody Moore	3
Blake Rambusch	2
Mike Bello	1
Cole Foster	1
TOTAL	10

SAC BUNTS

Player	No.
Kason Howell	3
Mason Land	3
Blake Rambusch	3
Mike Bello	2
Brayton Brown	1
Ryan Dyal	1
Cole Foster	1
Nate LaRue	1
Brody Moore	1
Jake Wyandt	1
TOTAL	15

SAC FLIES

Player	No.
Nate LaRue	6
Blake Rambusch	4
Cole Foster	3
Kason Howell	3
Brody Moore	3
Sonny DiChiara	2
Ryan Dyal	2
Mike Bello	1
Cam Hill	1
Brody Moss	1
Bobby Peirce	1
Bryson Ware	1
Jake Wyandt	1
TOTAL	29

OUTFIELD ASSISTS

Player	No.
Bobby Peirce	4
Bryson Ware	3
Ryan Dyal	2
Kason Howell	2
TOTAL	11

PINCH HITS

Player	No.
Brooks Carlson	3
Cam Hill	3
M	

AUBURN 2022 GAME-BY-GAME STARTING LINEUPS

DATE	OPP	1	2	3	4	5	6	7	8	9	SP
2/18	vs. Oklahoma	Rambusch	Howell	Dyal	DiChiara	Moore	Ware	Hill	Foster	Farquhar	Sheehan
2/19	vs. Texas Tech	Rambusch	Moore	DiChiara	Dyal	Howell	Ware	Foster	Farquhar	Wyandt	Gonzalez
2/20	vs. Kansas State	Rambusch	Moore	DiChiara	Dyal	LaRue	Howell	Foster	Brown	Hall	Bright
2/23	Troy	Rambusch	Howell	DiChiara	Dyal	Moore	Ware	Foster	Brown	Wyandt	Sheehan
2/25	Yale	Rambusch	Moore	DiChiara	Dyal	LaRue	Ware	Foster	Howell	Hall	Armstrong
2/26	Yale - G1	Rambusch	Moore	DiChiara	Dyal	Ware	Foster	Howell	Farquhar	Wyandt	Gonzalez
2/26	Yale - G2	Rambusch	Moore	DiChiara	Dyal	LaRue	Howell	Brown	Foster	Hall	Bright
3/1	Alabama State	Rambusch	Moore	DiChiara	Dyal	Howell	Ware	Hill	Foster	Wyandt	Copeland
3/2	UAB	Rambusch	Howell	DiChiara	Hill	Foster	Farquhar	Ware	Dyal	Wyandt	Barnett
3/4	Rhode Island	Rambusch	Howell	DiChiara	Hill	Moore	Ware	Dyal	Foster	Hall	Armstrong
3/5	Rhode Island - G1	Rambusch	Howell	DiChiara	Carlson	Ware	Dyal	Moore	Foster	Wyandt	Gonzalez
3/5	Rhode Island - G2	Rambusch	Howell	DiChiara	Hill	Ware	Moore	Dyal	Foster	Wyandt	Bright
3/6	Rhode Island	Rambusch	Howell	Hill	Carlson	Moore	Dyal	Ware	Foster	Wyandt	Mullins
3/8	vs. Tennessee Tech	Rambusch	Howell	Hill	Carlson	Moore	Dyal	Ware	Foster	Wyandt	Barnett
3/11	Middle Tennessee	Rambusch	Howell	Dyal	Carlson	Ware	Hill	Moore	Foster	Hall	Armstrong
3/13	Middle Tennessee - G1	Rambusch	Howell	Dyal	Carlson	Ware	Hill	Moore	Foster	Wyandt	Gonzalez
3/13	Middle Tennessee - G2	Rambusch	Howell	Dyal	DiChiara	Ware	Moore	Farquhar	Hill	Wyandt	Bright
3/17	Ole Miss*	Rambusch	Howell	DiChiara	Carlson	Hill	Ware	Moore	Dyal	Wyandt	Barnett
3/18	Ole Miss*	Rambusch	Howell	DiChiara	Dyal	Ware	Moore	Hill	Farquhar	Bello	Mullins
3/19	Ole Miss*	Rambusch	Howell	DiChiara	Dyal	Ware	Moore	Carlson	Farquhar	Bello	Bright
3/22	vs. South Alabama	Rambusch	Howell	DiChiara	Carlson	Dyal	Moore	Ware	Bello	Farquhar	Barnett
3/25	at Texas A&M*	Rambusch	Howell	DiChiara	Carlson	Dyal	Moore	LaRue	Bello	Farquhar	Mullins
3/26	at Texas A&M*	Rambusch	Howell	DiChiara	Hill	Moore	Dyal	LaRue	Foster	Bello	Bright
3/27	at Texas A&M*	Rambusch	Howell	DiChiara	Carlson	Moore	Bello	Ware	LaRue	Foster	Sheehan
3/29	Jacksonville State	Rambusch	Howell	DiChiara	Hill	Moore	Bello	Foster	Dyal	Land	Armstrong
3/31	at LSU*	Rambusch	Howell	DiChiara	Hill	Moore	Bello	LaRue	Foster	Hall	Mullins
4/1	at LSU*	Rambusch	Howell	DiChiara	Moore	Carlson	Bello	LaRue	Foster	Peirce	Bright
4/2	at LSU*	Rambusch	Howell	DiChiara	Moore	Foster	Bello	LaRue	Dyal	Peirce	Gonzalez
4/5	at UAB	Rambusch	Howell	DiChiara	Moore	Foster	Carlson	Bello	Peirce	LaRue	Barnett
4/8	Vanderbilt*	Rambusch	Howell	DiChiara	Carlson	Moore	Foster	Peirce	LaRue	Bello	Mullins
4/9	Vanderbilt*	Rambusch	Howell	DiChiara	Carlson	Moore	Foster	Peirce	LaRue	Farquhar	Bright
4/10	Vanderbilt*	Rambusch	Howell	DiChiara	Carlson	Moore	Foster	Peirce	LaRue	Bello	Gonzalez
4/12	Samford	Rambusch	Howell	DiChiara	Hill	Moore	Foster	Peirce	Bello	Wyandt	Barnett
4/14	at Mississippi State*	Rambusch	Howell	DiChiara	Carlson	Moore	Peirce	Foster	LaRue	Bello	Mullins
4/15	at Mississippi State*	Rambusch	Howell	DiChiara	Carlson	Moore	Peirce	Foster	LaRue	Bello	Bright
4/16	at Mississippi State*	Rambusch	Howell	DiChiara	Hill	Moore	Foster	Peirce	LaRue	Bello	Gonzalez
4/19	Alabama State	Rambusch	Howell	DiChiara	Carlson	Moore	Peirce	Dyal	Ware	Farquhar	Barnett
4/20	Kennesaw State	Rambusch	Howell	DiChiara	Carlson	Hill	Peirce	Moore	Foster	Dyal	Copeland
4/22	South Carolina*	Rambusch	Howell	DiChiara	Carlson	Hill	Peirce	Moore	Foster	LaRue	Mullins
4/23	South Carolina*	Rambusch	Howell	DiChiara	Carlson	Peirce	Moore	LaRue	Ware	Foster	Bright
4/24	South Carolina*	Rambusch	Howell	DiChiara	Carlson	Hill	Moore	Foster	LaRue	Bello	Gonzalez
4/26	at Jacksonville State	Rambusch	Howell	DiChiara	Carlson	Hill	Peirce	Moore	LaRue	Foster	Barnett
4/29	at Tennessee*	Rambusch	Howell	DiChiara	Peirce	Hill	Carlson	Moore	LaRue	Foster	Mullins
4/30	at Tennessee*	Rambusch	Howell	DiChiara	Peirce	Hill	Carlson	Moore	LaRue	Foster	Bright
5/1	at Tennessee*	Rambusch	Howell	DiChiara	Peirce	Hill	Carlson	Moore	LaRue	Foster	Gonzalez
5/6	Arkansas*	Rambusch	Howell	DiChiara	Peirce	Hill	Carlson	Moore	LaRue	Foster	Barnett
5/7	Arkansas*	Rambusch	Howell	DiChiara	Peirce	LaRue	Carlson	Moore	Ware	Foster	Bright
5/8	Arkansas*	Rambusch	Howell	DiChiara	Peirce	Carlson	Moore	Hill	LaRue	Foster	Gonzalez
5/10	at Troy	Rambusch	Howell	DiChiara	Peirce	Carlson	Moore	Land	LaRue	Foster	Armstrong
5/13	Alabama*	Rambusch	Howell	DiChiara	Peirce	Carlson	Moore	Land	LaRue	Foster	Barnett
5/14	Alabama*	Moore	DiChiara	Rambusch	Peirce	Carlson	Howell	Land	LaRue	Farquhar	Bright
5/17	at Samford	Moore	DiChiara	Rambusch	Peirce	Carlson	Howell	Land	LaRue	Farquhar	Armstrong
5/20	at Kentucky*	Moore	DiChiara	Rambusch	Peirce	Carlson	Howell	Land	LaRue	Farquhar	Barnett
5/20	at Kentucky*	Rambusch	DiChiara	Peirce	Carlson	Moore	Howell	Farquhar	Land	Wyandt	Bright
5/21	at Kentucky*	Rambusch	DiChiara	Peirce	Carlson	Moore	Howell	Farquhar	LaRue	Land	Gonzalez
5/25	vs. Kentucky	Rambusch	DiChiara	Peirce	Carlson	Moore	Howell	Land	LaRue	Farquhar	Skipper
6/3	Southeastern	Rambusch	Foster	DiChiara	Peirce	Carlson	Moore	Howell	LaRue	Bello	Bright

* - SEC Game

AUBURN 2022 GAME-BY-GAME STARTERS

DATE	OPP	SP	C	1B	2B	3B	SS	LF	CF	RF	DH
2/18	vs. Oklahoma	Sheehan	Dyal	DiChiara	Foster	Farquhar	Moore	Ware	Howell	Rambusch	Hill
2/19	vs. Texas Tech	Gonzalez	Wyandt	DiChiara	Foster	Farquhar	Moore	Ware	Howell	Rambusch	Dyal
2/20	vs. Kansas State	Bright	Dyal	DiChiara	Foster	Rambusch	Moore	Brown	Howell	Hall	LaRue
2/23	Troy	Sheehan	Wyandt	DiChiara	Foster	Rambusch	Moore	Brown	Howell	Ware	Dyal
2/25	Yale	Armstrong	Dyal	DiChiara	Foster	Rambusch	Moore	Hall	Howell	Ware	LaRue
2/26	Yale - G1	Gonzalez	Wyandt	DiChiara	Foster	Farquhar	Moore	Ware	Howell	Rambusch	Dyal
2/26	Yale - G2	Bright	Dyal	DiChiara	Foster	Rambusch	Moore	Brown	Howell	Hall	LaRue
3/1	Alabama State	Copeland	Wyandt	DiChiara	Foster	Rambusch	Moore	Dyal	Howell	Ware	Hill
3/2	UAB	Barnett	Wyandt	DiChiara	Foster	Rambusch	Farquhar	Dyal	Howell	Ware	Hill
3/4	Rhode Island	Armstrong	Dyal	DiChiara	Foster	Rambusch	Moore	Hall	Howell	Ware	Hill
3/5	Rhode Island - G1	Gonzalez	Wyandt	DiChiara	Foster	Rambusch	Moore	Dyal	Howell	Ware	Carlson
3/5	Rhode Island - G2	Bright	Wyandt	DiChiara	Foster	Rambusch	Moore	Dyal	Howell	Ware	Hill
3/6	Rhode Island	Mullins	Wyandt	Hill	Foster	Rambusch	Moore	Dyal	Howell	Ware	Carlson
3/8	vs. Tennessee Tech	Barnett	Wyandt	Hill	Foster	Rambusch	Moore	Dyal	Howell	Ware	Carlson
3/11	Middle Tennessee	Armstrong	Dyal	Hill	Foster	Rambusch	Moore	Hall	Howell	Ware	Carlson
3/13	Middle Tennessee - G1	Gonzalez	Wyandt	Hill	Foster	Rambusch	Moore	Dyal	Howell	Ware	Carlson
3/13	Middle Tennessee - G2	Bright	Wyandt	Hill	Farquhar	Rambusch	Moore	Dyal	Howell	Ware	DiChiara
3/17	Ole Miss*	Barnett	Wyandt	DiChiara	Carlson	Rambusch	Moore	Dyal	Howell	Ware	Hill
3/18	Ole Miss*	Mullins	Dyal	DiChiara	Farquhar	Rambusch	Moore	Bello	Howell	Ware	Hill
3/19	Ole Miss*	Bright	Dyal	DiChiara	Farquhar	Rambusch	Moore	Bello	Howell	Ware	Carlson
3/22	vs. South Alabama	Barnett	Dyal	DiChiara	Farquhar	Rambusch	Moore	Bello	Howell	Ware	Carlson
3/25	at Texas A&M*	Mullins	LaRue	DiChiara	Farquhar	Rambusch	Moore	Dyal	Howell	Bello	Carlson
3/26	at Texas A&M*	Bright	LaRue	DiChiara	Foster	Rambusch	Moore	Dyal	Howell	Bello	Hill
3/27	at Texas A&M*	Sheehan	LaRue	DiChiara	Foster	Rambusch	Moore	Bello	Howell	Ware	Carlson
3/29	Jacksonville State	Armstrong	Dyal	DiChiara	Foster	Rambusch	Moore	Land	Howell	Bello	Hill
3/31	at LSU*	Mullins	LaRue	DiChiara	Foster	Rambusch	Moore	Bello	Howell	Hall	Hill
4/1	at LSU*	Bright	LaRue	DiChiara	Foster	Rambusch	Moore	Bello	Howell	Peirce	Carlson
4/2	at LSU*	Gonzalez	LaRue	DiChiara	Foster	Rambusch	Moore	Bello	Howell	Peirce	Dyal
4/5	at UAB	LaRue	LaRue	DiChiara	Foster	Rambusch	Moore	Bello	Howell	Peirce	Carlson
4/8	Vanderbilt*	Mullins	LaRue	DiChiara	Foster	Rambusch	Moore	Bello	Howell	Peirce	Carlson
4/9	Vanderbilt*	Bright	LaRue	DiChiara	Foster	Farquhar	Moore	Peirce	Howell	Rambusch	Carlson
4/10	Vanderbilt*	Gonzalez	LaRue	DiChiara	Foster	Rambusch	Moore	Bello	Howell	Peirce	Carlson
4/12	Samford	Barnett	Wyandt	DiChiara	Foster	Rambusch	Moore	Bello	Howell	Peirce	Hill
4/14	at Mississippi State*	Mullins	LaRue	DiChiara	Foster	Rambusch	Moore	Bello	Howell	Peirce	Carlson
4/15	at Mississippi State*	Bright	LaRue	DiChiara	Foster	Rambusch	Moore	Bello	Howell	Peirce	Carlson
4/16	at Mississippi State*	Gonzalez	LaRue	DiChiara	Foster	Rambusch	Moore	Bello	Howell	Peirce	Hill
4/19	Alabama State	Barnett	Dyal	DiChiara	Farquhar	Rambusch	Moore	Ware	Howell	Peirce	Carlson
4/20	Kennesaw State	Copeland	Dyal	DiChiara	Foster	Rambusch	Moore	Carlson	Howell	Peirce	Hill
4/22	South Carolina*	Mullins	LaRue	DiChiara	Foster	Rambusch	Moore	Carlson	Howell	Peirce	Hill
4/23	South Carolina*	Bright	LaRue	DiChiara	Foster	Rambusch	Moore	Ware	Howell	Peirce	Carlson
4/24	South Carolina*	Gonzalez	LaRue	DiChiara	Foster	Rambusch	Moore	Carlson	Howell	Bello	Hill
4/26	at Jacksonville State	Barnett	LaRue	DiChiara	Foster	Rambusch	Moore	Carlson	Howell	Peirce	Hill
4/29	at Tennessee*	Mullins	LaRue	DiChiara	Foster	Rambusch	Moore	Carlson	Howell	Peirce	Hill
4/30	at Tennessee*	Bright	LaRue	DiChiara	Foster	Rambusch	Moore	Carlson	Howell	Peirce	Hill
5/1	at Tennessee*	Gonzalez	LaRue	DiChiara	Foster	Rambusch	Moore	Carlson	Howell	Peirce	Hill
5/6	Arkansas*	Barnett	LaRue	DiChiara	Foster	Rambusch	Moore	Carlson	Howell	Peirce	Hill
5/7	Arkansas*	Bright	LaRue	DiChiara	Foster	Rambusch	Moore	Ware	Howell	Peirce	Carlson
5/8	Arkansas*	Gonzalez	LaRue	DiChiara	Foster	Rambusch	Moore	Carlson	Howell	Peirce	Hill
5/10	at Troy	Armstrong	LaRue	DiChiara	Foster	Rambusch	Moore	Land	Howell	Peirce	Carlson
5/13	Alabama*	Barnett	LaRue	DiChiara	Foster	Rambusch	Moore	Land	Howell	Peirce	Carlson
5/14	Alabama*	Bright	LaRue	DiChiara	Farquhar	Rambusch	Moore	Land	Howell	Peirce	Carlson
5/17	at Samford	Armstrong	LaRue	DiChiara	Farquhar	Rambusch	Moore	Land	Howell	Peirce	Carlson
5/19	at Kentucky*	Barnett	LaRue	DiChiara	Farquhar	Rambusch	Moore	Land	Howell	Peirce	Carlson
5/20	at Kentucky*	Bright	Wyandt	DiChiara	Farquhar	Rambusch	Moore	Land	Howell	Peirce	Carlson
5/21	at Kentucky*	Gonzalez	LaRue	DiChiara	Farquhar	Rambusch	Moore	Land	Howell	Peirce	Carlson
5/25	vs. Kentucky	Skipper	LaRue	DiChiara	Farquhar	Rambusch	Moore	Land	Howell	Peirce	Carlson
6/3	Southeastern	Bright	LaRue	DiChiara	Foster	Rambusch	Moore	Bello	Howell	Peirce	Carlson

* - SEC Game

OVERALL STATS



2022 Auburn Baseball
Overall Statistics for Auburn (as of Jun 03, 2022)
(All games Sorted by Batting avg)



Record: 38-19 Home: 23-9 Away: 10-8 Neutral: 5-2 SEC: 16-13

Player	avg	gp-gs	ab	r	h	2b	3b	hr	rbi	tb	slg%	bb	hp	so	gdp	ob%	sf	sh	sb-att	po	a	e	fld%	
17 DiChiara, Sonny	.383	53-53	175	49	67	15	0	19	50	139	.794	62	8	46	4	.555	2	0	0-0	374	17	4	.990	
1 Rambusch, Blake	.356	57-57	236	49	84	11	1	4	37	109	.462	23	13	31	2	.435	4	2	16-21	34	107	5	.966	
19 Carlson, Brooks	.309	45-38	152	31	47	8	0	5	25	70	.461	22	2	40	5	.403	0	0	0-1	8	0	1	.889	
27 Peirce, Bobby	.308	40-30	130	24	40	5	4	8	25	77	.592	7	3	35	3	.355	1	0	5-6	58	3	1	.984	
5 Howell, Kason	.289	57-57	225	46	65	16	2	2	34	91	.404	23	11	48	1	.378	3	3	11-12	138	3	2	.986	
4 Moore, Brody	.277	56-56	224	40	62	9	0	4	28	83	.371	20	2	34	2	.337	3	1	5-7	64	130	4	.980	
16 Hill, Cam	.276	37-26	105	15	29	7	0	0	17	36	.343	13	1	33	1	.358	1	0	0-1	31	1	0	1.000	
7 Foster, Cole	.276	45-44	145	34	40	6	0	9	41	73	.503	25	7	38	2	.400	3	1	1-2	68	109	6	.967	
28 LaRue, Nate	.232	44-34	125	18	29	7	0	6	29	54	.432	10	2	55	0	.287	6	1	2-2	311	29	2	.994	
6 Dyal, Ryan	.220	31-27	91	23	20	4	0	4	26	36	.396	16	7	31	2	.371	2	1	0-0	137	5	2	.986	

72 Moss, Brody	.333	6-0	3	0	1	0	0	0	1	1	.333	0	0	1	0	.250	1	0	0-0	0	1	0	1.000	
31 Bello, Mike	.270	35-19	74	15	20	4	0	1	9	27	.365	12	1	16	0	.375	1	1	1-1	31	0	1	.969	
2 Hall, Josh	.269	18-6	26	5	7	1	0	0	2	8	.308	5	0	10	0	.387	0	0	1-1	7	0	0	1.000	
37 Land, Mason	.244	28-9	45	4	11	1	0	0	3	12	.267	4	1	9	0	.320	0	3	0-0	14	4	1	.947	
50 Wyandt, Jake	.244	21-14	41	8	10	1	0	1	12	14	.341	4	2	15	0	.333	1	1	1-1	126	11	3	.979	
11 Farquhar, Garrett	.235	37-17	68	16	16	3	0	2	12	25	.368	7	4	7	2	.342	0	0	0-0	33	41	1	.987	
8 Ware, Bryson	.220	45-23	91	21	20	8	1	1	19	33	.363	12	2	36	1	.321	1	0	4-4	46	3	0	1.000	
Brown, B.	.167	6-3	12	2	2	0	0	0	3	2	.167	2	2	7	0	.375	0	1	0-0	5	0	0	1.000	
51 Burk, Luke	.125	11-0	8	1	1	0	0	0	0	1	.125	0	0	6	0	.125	0	0	0-0	18	0	0	1.000	
13 Schorr, Ben	.000	2-0	1	0	0	0	0	0	0	0	.000	0	0	0	0	.000	0	0	0-0	1	0	0	1.000	
Totals	.289	57	1977	401	571	106	8	66	373	891	.451	267	68	498	25	.387	29	15	47-59	1521	523	41	.980	
Opponents	.253	57	1916	287	484	106	1	61	262	775	.404	229	54	569	38	.345	23	14	26-42	1469	498	48	.976	

LOB - Team (487), Opp (430). DPs turned - Team (47), Opp (30). CI - Team (2), Dyal, R. 1, LaRue, N. 1, Opp (1). IBB - Team (18), DiChiara, S. 14, Dyal, R. 2, Hill, C. 1, Rambusch, B. 1, Opp (4). Picked off - Rambusch, B. 1.

(All games Sorted by Earned run avg)

Player	era	w-l	app	gs	cg	sho	sv	ip	h	r	er	bb	so	2b	3b	hr	b/avg	wp	hp	bk	sfa	sha		
45 Gonzalez, Joseph	2.74	6-2	12	11	1	0/2	0	62.1	65	20	19	10	39	9	1	5	.270	3	3	1	3	2		
40 Burkhalter, Blake	3.76	4-2	26	0	0	0/1	13	38.1	27	18	16	7	56	3	0	8	.196	2	4	0	1	2		
29 Skipper, Carson	4.50	5-3	22	1	0	0/1	0	46.0	44	28	23	10	51	14	0	7	.250	4	3	0	2	1		
18 Barnett, Mason	4.56	2-2	16	11	0	0/0	0	51.1	52	27	26	25	64	14	0	5	.264	4	3	0	2	0		
21 Bright, Trace	4.80	4-4	16	15	0	0/1	0	75.0	70	45	40	35	84	16	0	7	.246	8	5	0	1	1		

28 LaRue, Nate	1.69	0-0	5	0	0	0/0	0	5.1	7	1	1	3	4	0	0	1	.318	1	0	0	0	0		
41 Armstrong, John	2.51	1-0	15	0	0	0/1	0	14.1	12	8	4	8	20	2	0	0	.245	3	0	0	2	1		
46 Allsup, Chase	2.57	1-0	21	0	0	0/1	2	28.0	21	12	8	15	35	5	0	4	.210	5	5	0	3	0		
20 Mullins, Hayden	3.63	2-1	11	8	0	0/0	0	34.2	23	16	14	25	43	3	0	4	.197	3	9	0	4	3		
34 Bosse, Ben	3.86	0-0	7	0	0	0/2	0	4.2	4	3	2	2	6	0	0	0	.235	3	1	1	0	0		
54 Copeland, Konner	4.20	3-0	9	2	0	0/0	0	15.0	20	11	7	8	19	3	0	3	.328	1	1	0	0	1		
9 Granzow, Cade	4.91	0-0	7	0	0	0/1	0	7.1	9	4	4	4	4	2	0	1	.333	2	1	0	2	0		
47 Sheehan, Tommy	5.02	1-0	14	3	0	0/0	1	28.2	21	18	16	20	23	5	0	1	.206	3	1	0	2	0		
32 Swilling, Carson	5.06	3-2	19	0	0	0/1	0	26.2	27	15	15	12	31	8	0	3	.267	4	4	0	0	0		
52 Armstrong, Jordan	5.93	3-1	14	6	0	0/1	1	30.1	36	22	20	15	40	9	0	4	.288	4	8	1	0	0		
43 Isbell, Chase	6.28	1-1	12	0	0	0/0	0	14.1	16	10	10	11	16	8	0	0	.286	2	2	0	1	0		
14 Fuller, Brooks	8.53	0-0	8	0	0	0/0	0	6.1	8	6	6	7	7	3	0	0	.308	0	1	1	0	1		
23 Carlson, Parker	8.59	1-1	5	0	0	0/0	0	7.1	8	7	7	3	10	1	0	3	.267	2	0	0	0	0		
57 Drabick, Tyler	9.82	1-0	8	0	0	0/1	0	7.1	10	10	8	5	13	1	0	3	.323	2	2	0	0	2		
22 Wade, Garrett	10.80	0-0	4	0	0	0/0	0	1.2	0	2	2	3	3	0	0	0	.000	1	0	0	0	0		
16 Hill, Cam	18.00	0-0	3	0	0	0/1	0	2.0	4	4	4	1	1	0	0	2	.400	0	1	0	0	0		
Totals	4.42	38-19	57	57	1	4/4	17	507.0	484	287	249	229	569	106	1	61	.253	57	54	4	23	14		
Opponents	6.51	19-38	57	57	0	1/1	5	489.2	571	401	354	267	498	106	8	66	.289	67	68	9	29	15		

PB - Team (8), Dyal, R. 3, LaRue, N. 3, Wyandt, J. 2, Opp (13). Pickoffs - Team (4), Wyandt, J. 2, Mullins, H. 1, Allsup, C. 1, Opp (1). SBA/ATT - LaRue, N. (6-16), Dyal, R. (12-13), Wyandt, J. (8-12), Bright, T. (5-7), Allsup, C. (2-5), Barnett, M. (4-5), Skipper, C. (4-5), Armstrong (2-4), Gonzalez, J. (3-3), Swilling, C. (0-2), Granzow, C. (2-2), Mullins, H. (0-2), Armstrong, J (1-2), Carlson, P. (1-1), Burkhalter (0-1), Sheehan, T. (1-1), Copeland, K. (0-1), Fuller, B. (1-1).

SEC STATS



**2022 Auburn Baseball
Conference statistics for Auburn (as of May 24, 2022)
(SEC games only Sorted by Batting avg)**



Record: 16-13 Home: 9-5 Away: 7-8 SEC: 16-13

Player	avg	gp-gs	ab	r	h	2b	3b	hr	rbi	tb	slg%	bb	hp	so	gdp	ob%	sf	sh	sb-att	po	a	e	fld%	
1 Rambusch, Blake	.347	29-29	121	20	42	9	0	2	20	57	.471	13	4	17	1	.424	1	1	10-11	18	60	4	.951	
17 DiChiara, Sonny	.337	29-29	92	22	31	3	0	11	25	67	.728	41	2	32	3	.544	1	0	0-0	218	11	4	.983	
7 Foster, Cole	.309	21-21	68	19	21	3	0	5	14	39	.574	11	2	18	1	.405	3	1	1-1	33	59	4	.958	
27 Peirce, Bobby	.298	24-21	84	15	25	2	2	6	15	49	.583	5	1	20	3	.344	0	0	2-2	41	2	1	.977	
19 Carlson, Brooks	.295	27-24	95	11	28	5	0	3	14	42	.442	12	0	22	4	.374	0	0	0-0	8	0	1	.889	
31 Bello, Mike	.260	18-14	50	12	13	2	0	1	5	18	.360	7	1	12	0	.362	0	1	1-1	19	0	1	.950	
5 Howell, Kason	.244	29-29	123	19	30	7	0	1	14	40	.325	7	3	32	1	.301	0	2	7-8	78	2	1	.988	
4 Moore, Brody	.244	29-29	119	17	29	3	0	2	11	38	.319	7	1	17	1	.287	2	0	2-4	41	71	2	.982	
28 LaRue, Nate	.209	27-25	86	10	18	6	0	4	15	36	.419	7	2	40	0	.281	1	1	1-1	213	23	2	.992	

2 Hall, Josh	.333	5-1	6	2	2	0	0	0	2	2	.333	2	0	2	0	.500	0	0	0-0	4	0	0	1.000	
37 Land, Mason	.261	14-5	23	1	6	0	0	0	2	6	.261	1	1	4	0	.320	0	3	0-0	9	0	1	.900	
50 Wyandt, Jake	.250	5-2	4	0	1	0	0	0	0	1	.250	0	0	2	0	.250	0	1	0-0	17	4	2	.913	
11 Farquhar, Garrett	.207	15-8	29	4	6	1	0	0	4	7	.241	2	2	4	1	.303	0	0	0-0	18	18	0	1.000	
16 Hill, Cam	.189	17-12	53	4	10	3	0	0	4	13	.245	3	0	18	1	.232	0	0	0-0	0	0	0	.000	
6 Dyal, Ryan	.167	9-6	24	3	4	0	0	1	4	7	.292	5	0	10	1	.310	0	1	0-0	27	2	0	1.000	
8 Ware, Bryson	.074	20-6	27	3	2	2	0	0	2	4	.148	3	0	17	1	.167	0	0	0-0	16	2	0	1.000	
51 Burk, Luke	.000	1-0	0	0	0	0	0	0	0	0	.000	0	0	0	0	.000	0	0	0-0	1	0	0	1.000	
72 Moss, Brody	.000	1-0	0	0	0	0	0	0	0	0	.000	0	0	0	0	.000	0	0	0-0	0	0	0	.000	
Totals	.267	29	1004	162	268	46	2	36	151	426	.424	126	19	267	18	.357	8	11	24-28	771	280	29	.973	
Opponents	.286	29	1008	188	288	63	0	44	172	483	.479	113	26	261	25	.367	17	7	7-21	765	262	24	.977	

LOB - Team (241), Opp (213). DPs turned - Team (26), Opp (18). CI - Team (1), LaRue, N. 1. IBB - Team (12), DiChiara, S. 10, Dyal, R. 1, Rambusch, B. 1, Opp (4).

(SEC games only Sorted by Earned run avg)

Player	era	w-l	app	gs	cg	sho	sv	ip	h	r	er	bb	so	2b	3b	hr	b/avg	wp	hp	bk	sfa	sha		
45 Gonzalez, Joseph	3.20	4-2	7	7	1	0/1	0	45.0	50	17	16	5	24	8	0	5	.275	2	1	1	2	0		
20 Mullins, Hayden	3.29	1-0	7	7	0	0/0	0	27.1	18	12	10	20	35	2	0	3	.196	3	7	0	4	2		
21 Bright, Trace	6.50	1-4	10	10	0	0/0	0	44.1	50	36	32	24	50	11	0	6	.278	4	3	0	1	1		
18 Barnett, Mason	6.97	0-2	6	4	0	0/0	0	20.2	26	16	16	12	26	8	0	4	.310	3	0	0	1	0		
29 Skipper, Carson	7.56	3-3	15	0	0	0/1	0	25.0	29	25	21	6	24	8	0	6	.290	2	3	0	1	1		

28 LaRue, Nate	0.00	0-0	1	0	0	0/0	0	1.2	1	0	0	1	0	0	0	0	.167	1	0	0	0	0		
14 Fuller, Brooks	0.00	0-0	2	0	0	0/0	0	1.1	2	0	0	1	3	0	0	0	.400	0	0	1	0	1		
46 Allsup, Chase	4.50	1-0	10	0	0	0/0	1	12.0	10	9	6	7	7	2	0	2	.238	2	3	0	2	0		
40 Burkhalter, Blake	5.50	0-1	14	0	0	0/1	10	18.0	16	12	11	6	28	1	0	5	.242	1	1	0	1	2		
41 Armstrong, John	6.00	1-0	5	0	0	0/0	0	6.0	7	5	4	4	9	1	0	0	.318	1	0	0	1	0		
32 Swilling, Carson	6.19	3-0	10	0	0	0/0	0	16.0	19	11	11	2	14	6	0	3	.306	2	4	0	0	0		
47 Sheehan, Tommy	7.31	0-0	9	1	0	0/0	0	16.0	15	15	13	13	12	4	0	0	.254	1	1	0	2	0		
52 Armstrong, Jordan	7.71	1-0	4	0	0	0/0	0	4.2	11	4	4	0	7	3	0	2	.478	1	0	1	0	0		
43 Isbell, Chase	8.71	0-1	7	0	0	0/0	0	10.1	15	10	10	5	13	7	0	0	.349	2	2	0	1	0		
54 Copeland, Konner	11.25	1-0	4	0	0	0/0	0	4.0	5	5	5	2	4	0	0	3	.333	0	1	0	0	0		
9 Granzow, Cade	13.50	0-0	2	0	0	0/0	0	2.0	4	3	3	3	0	2	0	1	.444	0	0	0	1	0		
57 Drabick, Tyler	18.00	0-0	2	0	0	0/0	0	2.0	6	4	4	1	5	0	0	2	.500	0	0	0	0	0		
16 Hill, Cam	54.00	0-0	1	0	0	0/0	0	0.2	4	4	4	1	0	0	0	2	.667	0	0	0	0	0		
Totals	5.85	16-13	29	29	1	1/1	11	257.0	288	188	167	113	261	63	0	44	.286	25	26	3	17	7		
Opponents	5.19	13-16	29	29	0	0/0	3	255.0	268	162	147	126	267	46	2	36	.267	23	19	2	8	11		

PB - Team (5), LaRue, N. 2, Wyandt, J. 2, Dyal, R. 1, Opp (5). SBA/ATT - LaRue, N. (2-11), Dyal, R. (4-5), Wyandt, J. (1-4), Bright, T. (3-4), Allsup, C. (0-3), Mullins, H. (0-2), Armstrong (0-2), Skipper, C. (1-2), Swilling, C. (0-2), Burkhalter (0-1), Granzow, C. (1-1), Barnett, M. (0-1), Gonzalez, J. (1-1), Fuller, B. (1-1), Copeland, K. (0-1).

GAME SUMMARY



**2022 Auburn Baseball
Games Summary for Auburn (as of Jun 04, 2022)
(All games)**



Score by innings	1	2	3	4	5	6	7	8	9	EX	Total
Auburn	51	48	59	46	54	41	43	42	14	3	401
Opponents	37	26	17	27	31	46	50	32	18	3	287

Record when ...

Overall	38-19	After 6 leading	27-4
Conference	16-13 trailing	4-11
Non-Conference	22-6 tied	7-4
Home games	23-9	After 7 leading	30-2
Away games	10-8 trailing	4-14
Neutral site	5-2 tied	3-2
Day games	14-11	After 8 leading	33-2
Night games	24-8 trailing	3-14
vs Left starter	9-4 tied	1-2
vs Right starter	29-15		
1-Run games	9-4	Hit 0 home runs	15-7
2-Run games	7-3	... 1 home run	9-4
5+Run games	14-5	... 2+ home runs	14-8
Extra innings	3-3		
Shutouts	4-1	Opponent 0 home runs	18-4
	 1 home run	14-6
Scoring 0-2 runs	2-6 2+ HRs	6-9
..... 3-5 runs	7-9		
..... 6-9 runs	15-4	Made 0 errors	18-5
..... 10+ runs	14-0 1 error	18-12
	 2+ errors	2-2
Opponent 0-2 runs	16-0		
..... 3-5 runs	15-8	Opp. made 0 errors	16-9
..... 6-9 runs	6-5 1 error	13-8
..... 10+ runs	1-6 2+ errors	9-2
Scored in 1st inning	11-6	Out-hit opponent	25-4
Opp. scored in 1st	14-8	Out-hit by opponent	7-14
Scores first	19-6	Hits are tied	6-1
Opp. scores first	19-13		

Record when team scores:

Runs	0	1	2	3	4	5	6	7	8	9	10+
W-L	0-1	0-2	2-3	2-3	3-5	2-1	8-2	1-0	5-2	1-0	14-0

Record when opponent scores:

Runs	0	1	2	3	4	5	6	7	8	9	10+
W-L	4-0	8-0	4-0	5-2	6-1	4-5	2-1	3-2	0-0	1-2	1-6

Record when leading after:

Inn.	1	2	3	4	5	6	7	8
W-L	9-5	18-4	24-5	26-3	31-3	27-4	30-2	33-2

Record when trailing after:

Inn.	1	2	3	4	5	6	7	8
W-L	11-7	11-8	6-10	6-12	3-13	4-11	4-14	3-14

Record when tied after:

Inn.	1	2	3	4	5	6	7	8
W-L	18-7	9-7	8-4	6-4	4-3	7-4	3-2	1-2

Current winning streak: 1
 Longest winning streak: 7
 Longest losing streak: 2

Home attendance : 114951 (32 dates avg = 3592)
 Away attendance : 127138 (24 dates avg = 5297)
 Total attendance: 242089 (56 dates avg = 4323)

TV/RADIO ROSTER



1 BLAKE RAMBUSCH



2 JOSH HALL



4 BRODY MOORE



5 KASON HOWELL



6 RYAN DYAL



7 COLE FOSTER



8 BRYSON WARE



9 CADE GRANZOW



11 GARRETT FARQUHAR



13 BEN SCHORR



14 BROOKS FULLER



16 CAM HILL



17 SONNY DICHIARA



18 MASON BARNETT



19 BROOKS CARLSON



20 HAYDEN MULLINS



21 TRACE BRIGHT




22 GARRETT WADE




23 PARKER CARLSON



27 BOBBY PEIRCE



28 NATE LARUE



29 CARSON SKIPPER



31 MIKE BELLO



32 CARSON SWILLING



34 BEN BOSSE



37 MASON LAND



40 BLAKE BURKHALTER




41 JOHN ARMSTRONG



43 CHASE ISBELL



44 GRANT NEWTON



45 JOSEPH GONZALEZ



46 CHASE ALLSUP



47 TOMMY SHEEHAN



50 JAKE WYANDT



51 LUKE BURK



52 JORDAN ARMSTRONG



54 KONNER COPELAND



57 TYLER DRABICK



72 BRODY MOSS



30 BUTCH THOMPSON



35 KARL NONEMAKER



39 GABE GROSS



15 TIM HUDSON