

AUBURN'S RECORD WHEN...

	2023	Under Thompson
Overall	34-21-1	256-185-1
SEC	17-13	96-113
Non-Conference	16-6-1	138-53-1
Postseason	1-2	22-19
Home	23-9-1	169-81-1
Away	8-10	60-79
Neutral	3-2	23-22
Current streak	L2	L2
Last 5 games	3-2	3-2
Last 10 games	8-2	8-2

Situational:

AU scores first	19-8	165-62
Opp. scores first	15-13-1	91-123-1
AU scores 4+ runs	33-13-1	234-86-1
AU scores 3 runs or less	1-8	22-99
AU leads after 7 innings	27-1	207-17
8 innings	29-0	231-14
AU trails after 7 innings	5-19	21-139
8 innings	1-19	8-148
Game tied after 7 innings	2-1-1	23-25-1
8 innings	2-1-1	8-16-1
Extra Innings	2-1	13-19
1-run games	8-5	54-49
2-run games	3-2	5-19
3-run games	3-2	27-25
Games decided by 5+ runs	14-9	114-59
vs. LH Starter	8-5	74-56
vs. RH Starter	26-16-1	183-128-1
More hits than opponent	26-5	189-34
Fewer hits than opponent	5-15	42-139
Hits are tied	3-1-1	22-13-1
AU has 10+ hits	22-6-1	156-68-1
Opp. has 10+ hits	9-13-1	62-114-1
Hit a home run	31-14-1	175-84-1
Opp. hits a home run	16-15-1	115-122-1
AU quality start	4-0	72-22
Opp. quality start	2-7	28-66
AU commits no errors	20-8	120-49
Opp. commits no error	13-12	75-94

By Day:

Sunday	3-5-1	38-35-1
Monday	0-0	3-2
Tuesday	7-3	52-21
Wednesday	2-1	20-8
Thursday	1-2	9-18
Friday	14-3	66-41
Saturday	7-7	64-57
Day Games (first pitch before 6 p.m.)	14-13-1	136-99-1
Night Games (first pitch after 6 p.m.)	20-8	120-86
Doubleheaders	5-3	31-19

By Month:

February	5-1-1	50-15-1
March	13-6	87-47
April	7-11	58-60
May	9-3	43-50
June	0-0	16-10

By Jersey:

White	3-0	60-33
Blue	13-6	56-39
Orange	5-3	54-38
Gray	4-5	32-43
Pinstripes	3-4-1	38-27-1
Cream Throwback	6-3	14-5

UNIVERSITY INFORMATION

Location	Auburn, Ala.
Enrollment	31,526
Founded	October 1, 1856
Nickname	Tigers
Colors	Burnt Orange and Navy Blue
President	Dr. Christopher B. Roberts
Athletics Director	John Cohen
Conference	Southeastern (SEC West)
Stadium / Capacity	Samford Stadium-Hitchcock Field at Plainsman Park / 4,096
Ticket Office Phone	855-282-2010

BASEBALL COACHING / SUPPORT STAFF

Head Coach	Butch Thompson (Birmingham-Southern, 1992)
Record at Auburn / Seasons	256-185-1 (.580) / 8th
Career Coaching Record / Seasons	295-206-1 (.589) / 9th
Assistant Coach	Karl Nonemaker (Vanderbilt, 2002)
Assistant Coach	Gabe Gross (Auburn, 2012)
Pitching Coach	Daron Schoenrock (Tennessee Tech, 1984)
Director of Player Development	Aaron Everett (UT Martin, 2012)
Director of Operations	Greg Drye (Southern Miss, 1998)
Athletic Trainer	Anthony Sandersen (South Dakota State, 2004)
Strength & Conditioning	Chris Joyner (Minnesota State - Mankato, 2001)

PROGRAM HISTORY

Modern Era Program Record (since 1949)	2,064-1,418-5 (.593)
College World Series Appearances / Last	6 / 2022
College World Series Record	4-12 (.250)
NCAA Regional Appearances / Last	23 / 2022
NCAA Regional Record	54-45 (.545)
NCAA Super Regional Appearances / Last	4 / 2022
NCAA Super Regional Record	5-6 (.455)
Last Postseason Opponent	Arkansas / 2022 College World Series
Result	Lost, 11-1

POSTSEASON HISTORY

College World Series Appearances: 6 (1967, 1976, 1994, 1997, 2019, 2022)

Super Regional Appearances: 4 (1999, 2018, 2019, 2022)

NCAA Regional Appearances: 24 (1963, 1967, 1976, 1978, 1987, 1989, 1993-95, 1997-2003, 2005, 2010, 2015, 2017, 2018, 2019, 2022, 2023)

NCAA Regional Titles: 8 (1967, 1976, 1994, 1997, 1999, 2018, 2019, 2022)

MEDIA RELATIONS

Baseball Contact: George Nunnelley, Asst. Director - Athletics Comm.

Cell: 502-609-9982

Email: gnnunnelley@auburn.edu

Twitter: @gnunnelley

Associate AD: Kirk Sampson

2023 AUBURN BASEBALL ROSTER

No.	Name	Pos.	Cl.	B/T	Ht.	Wt.	Exp.	Hometown (Previous School)
1	Caden Green	IF	Jr.	R/R	5-11	164	JC	Tulsa, Okla. (Seminole State)
2	Josh Hall	OF	Gr.	L/R	5-9	174	2L	Homewood, Ala. (Ole Miss)
3	Chris Stanfield	OF	Fr.	R/R	6-1	189	FR	Tallahassee, Fla. (Chiles)
4	Carter Wright	C	Jr.	R/R	6-0	195	JC	Blairsville, Ga. (Iowa Western)
5	Kason Howell	OF	5th	R/R	6-0	178	4L	Argyle, Texas (Liberty Christian)
6	Ryan Dyal	C	R-Jr.	L/R	5-10	197	2L	Senoia, Ga. (East Coweta)
7	Cole Foster	IF	Jr.	S/R	6-1	193	2L	Plano, Texas (Plano Senior)
8	Bryson Ware	IF/OF	Sr.	R/R	6-2	193	2L	Madison, Miss. (Pearl River)
9	Brody Moss	IF	So.	L/R	5-11	183	1L	Helena, Ala. (Helena)
10	Brody Wortham	IF	Gr.	R/R	6-1	187	TR	Wedowee, Ala. (West Georgia)
11	Gavin Miller	IF	Fr.	R/R	5-11	192	HS	Oakdale, Pa. (West Allegheny)
12	Drew Nelson	LHP/OF	Fr.	L/L	5-11	198	HS	Troy, Ala. (Pike Liberal Arts)
14	Justin Kirby	OF	Gr.	R/R	5-11	203	TR	Alpharetta, Ga. (Kent State)
16	Cam Hill	IF	Jr.	L/L	6-4	219	2L	Madison, Ala. (Bob Jones)
17	Trevor Horne	RHP	R-Fr.	L/R	6-3	203	RS	Phenix City, Ala. (Glenwood Academy)
18	Ike Irish	C	Fr.	L/R	6-2	202	HS	Hudsonville, Mich. (St. Mary's Prep)
20	Tommy Sheehan	LHP	Gr.	L/L	6-0	210	1L	Brielle, N.J. (Notre Dame)
21	Tommy Vail	LHP	Gr.	R/L	5-11	190	TR	Seattle, Wash. (Notre Dame/TCU)
22	Hayden Murphy	RHP/IF	Fr.	R/R	6-3	185	HS	Chula, Ga. (Tiftarea Academy)
23	Parker Carlson	RHP	So.	R/R	6-1	184	1L	Mobile, Ala. (Faith Academy)
24	Nate LaRue	C	Sr.	R/R	6-3	223	3L	Mobile, Ala. (McGill-Toolen)
25	Tanner Bauman	LHP	Jr.	L/L	6-4	208	JC	Jacksonville, Fla. (St. John's River State)
26	Cooper McMurray	IF	R-So.	L/L	6-3	258	TR	Tulsa, Okla. (Kansas)
27	Bobby Peirce	OF	R-Sr.	R/R	6-0	183	2L	Scottsdale, Ariz. (South Mountain)
28	Elliott Bray	RHP	Fr.	R/R	6-0	219	HS	Hartselle, Ala. (Hartselle)
29	Christian Herberholz	RHP	R-Jr.	R/R	5-11	197	JC	Scottsboro, Ala. (Southern Union)
31	Mike Bello	OF	So.	L/L	6-0	203	1L	Oak Ridge, N.J. (Pope John XXIII)
33	Will Cannon	RHP	So.	R/R	6-1	187	JC	Phenix City, Ala. (Northwest Florida State)
41	John Armstrong	RHP	So.	R/R	5-11	225	1L	Marietta, Ga. (Harrison)
43	Chase Isbell	RHP	Sr.	R/R	6-2	210	1L	Springville, Ala. (Samford)
44	Ryan Olson	RHP	Fr.	R/R	6-1	206	HS	Auburn, Ala. (Auburn)
45	Joseph Gonzalez	RHP	Jr.	R/R	6-4	233	2L	Humacao, P.R. (Leadership Christian Academy)
46	Chase Allsup	RHP	So.	R/R	6-1	238	1L	Dothan, Ala. (Dothan)
47	Cameron Keshock	RHP	Fr.	R/R	6-6	215	HS	Spanish Fort, Ala. (Spanish Fort)
51	Ty Mauldin	IF	Jr.	L/R	6-0	196	JC	Trussville, Ala. (Snead State)
54	Konner Copeland	LHP	Sr.	L/L	6-2	178	1L	Mobile, Ala. (Pensacola State)
77	Zach Crotchfelt	LHP	Fr.	L/L	6-2	210	HS	Jackson, N.J. (Jackson Memorial)

COACHES & STAFF

30	Butch Thompson	Head Coach
36	Karl Nonemaker	Assistant Coach
39	Gabe Gross	Assistant Coach
40	Daron Schoenrock	Pitching Coach
	Aaron Everett	Director of Player Development
	Greg Drye	Director of Operations
	Sara Elizabeth Jackson	Special Assistant to the Head Coach
	Chris Joyner	Strength & Conditioning
	Anthony Sandersen	Athletic Trainer
	Wyn Grantham	Athletic Trainer Intern

PRONUNCIATION GUIDE

Tanner BAUMAN BOW-man (of a boat)
 Ryan DYAL.....DIAL
 KASON Howell..... KAY-son
 Chase ISBELL.....IZ-bull
 Cameron KESHOCK..... KEY-shock
 Ty MAULDIN MALL-den
 Daron SCHOENROCK SHOW-in-rock
 Brody WORTHAMWORTH-um

30 BUTCH THOMPSON HEAD COACH

THE AUBURN SKIPPER

- Nine College World Series appearances / 18 postseason appearances
- 2013 National Runner-up (Mississippi State)
- 2001 National Champion (Birmingham-Southern)
- 2014 Baseball America/ABCA National Assistant Coach of the Year
- 2006 FCA Coach of the Year
- Coached 20 pitchers who went on to pitch in the Major Leagues
- Recruited and coached 38 pitchers who were drafted out of college that weren't drafted out of high school

Butch Thompson enters his eighth season at the helm of the program in 2023, posting a record of 222-164 in his first seven seasons. He has led the program to the College World Series in two of the last three postseasons.

Butch Thompson was named Auburn's head baseball coach on October 22, 2015 and enters his eighth season with the Tigers in 2023.

Thompson has returned the Tigers to prominence in seven seasons on The Plains as he has guided the team to a 222-164 overall record and has advanced to the NCAA Tournament four of the last five postseasons, including three Super Regional appearances in the last four years and two trips to the College World Series in the last three postseasons.

Thompson, who spent three seasons as an assistant coach and recruiting coordinator at Auburn from 2006-08, returned to The Plains after seven seasons at Mississippi State as both associate head coach and pitching coach.

A native of Amory, Miss., Thompson has coached 33 Division I All-Americans and 43 all-conference performers. He has seen 20 of his former pitchers called up to Major League Baseball, including 14 since 2014. Thompson has also turned 38 pitchers who went undrafted out of high school into MLB draft picks.

Along with his pitching pedigree, Thompson is also considered one of the top recruiters in the country. Since 2003, he has secured 15 recruiting classes that were ranked in the top 10 by either Baseball America or Perfect Game, including the program record No. 4 class in 2017 and No. 5 class in 2022. His classes signed from 2006-08 at Auburn each ranked in the top 18 nationally.

In 30 years of coaching at the collegiate level, including 21 in the Southeastern Conference, Thompson has coached nine College World Series participants, including leading the Tigers to the program's first trip to the College World Series in 22 years in 2019 and taking the team back for the second time in three seasons in 2022. Auburn is one of six programs to appear in two of the last three College World Series, and Thompson is one of five active SEC coaches who have taken their program to a pair of College World Series in a three-year span. Thompson has also coached one national champion and a national runner-up, won nine conference championships and made 18 postseason appearances.

Thompson was named the 2006 Fellowship of Christian Athletes SEC Coach of the Year while at Auburn and the 2014 Baseball America and American Baseball Coaches Association (ABCA) National Assistant Coach of the Year while at Mississippi State.

During his tenure with the Tigers, Thompson has led the team to three straight NCAA Tournament appearances from 2017-19 for the first time since 2001-03, including back-to-back super regionals in 2018 and 2019 for the first time in program history. Auburn has finished five of Thompson's seven seasons in the top 25, including three in the top 10. The No. 5 national ranking to finish 2022 was tied for the second highest mark in program history.

The 2022 season marked one of the most successful in recent program history as the Tigers went 43-22 overall and 16-13 in SEC play. The 43 wins were tied for the most since 1999, and the winning conference record marked the Tigers' third under Thompson after doing so just once from 2004-15.

Auburn went 37-18 in the regular season and lost back-to-back games on just three occasions before being selected as a regional host for the first time since 2010. The Tigers swept Southeastern, Florida State and UCLA in the regional, outscoring them 51-18 in the process, before becoming the first team to defeat Oregon State in a home super regional by taking down the Beavers in a dramatic winner-take-all game three. Auburn moved on to Omaha and defeated Stanford 6-2 to secure the program's first College World Series win since 1997.

In seven seasons at MSU, Thompson made four NCAA regional trips, two Super



Regionals, won the SEC Tournament and advanced to the College World Series finishing as NCAA runner-up in 2013. In three of his last four seasons in Starkville, the Bulldogs' staff ERA finished no higher than 3.06. Thompson's 2013 pitching staff was one of two nationally to finish in the top 15 in ERA, strikeouts per nine innings and hits allowed per nine innings.

In addition to his experience at Auburn and Mississippi State, Thompson also spent four seasons at Georgia from 2002-05, including a trip to the College World Series in 2004. While there, he guided the development of future Major Leaguers Josh Fields, Mitchell Boggs and Brooks Brown.

Thompson launched his coaching career as pitching coach and top assistant at Huntingdon College (Ala.) in 1993, before returning to his alma mater in Birmingham, where he helped lead the Panthers to back-to-back Southern States Conference Championships and in 1995 coached BSC to its first NAIA World Series berth.

Thompson left BSC briefly to serve as head coach at Jefferson State Community College in Birmingham in 1997. While at JSCC, he was honored as the Regional Tournament Coach of the Year, the ABCA Alabama Junior College Coach of the Year and the Southeast Region Coach of the Year after guiding JSCC to a 39-21 mark, the AJCAA Region 22 State Championship and a third-place finish in the NJCAA Division II World Series.

He returned to Birmingham-Southern as top assistant the following season, beginning a four-year run during the most successful span in BSC baseball history. The Panthers won 196 games and four TranSouth Conference Championships and made three-consecutive appearances in the NAIA World Series. BSC's 2001 team posted a school-best 55-11 mark and captured the NAIA National Championship.

In 2002, Thompson joined the SEC baseball coaching fraternity as a pitching coach and recruiting coordinator at Georgia and has been a part of the league for the past 17 seasons.

Thompson currently serves as the large-school representative for the Alabama Baseball Coaches Association and is an All-American committee member representing the South region for the ABCA.

Thompson prepped at Amory (Miss.) High School and later starred as a pitcher at Itawamba (Miss.) Community College from 1989-90. He is a member of both the ICC Athletic Hall of Fame (Class of 2014) and MACCC Hall of Fame (Class of 2021).

Thompson earned a Bachelor's Degree in History at BSC in 1992 and completed a Master's Degree in Sports Administration at UAB in 1996. He is married to the former Robin Ashe of Birmingham, Ala., and they are the parents of three daughters --- Anna, Olivia and Madelyn Gail.

HONORING AN AUBURN LEGEND

- Auburn unveiled a statue of Frank Thomas outside of Plainsman Park on Saturday, Apr. 8.
- Following a three-year career at Auburn when he hit .382 with 49 home runs and 205 RBI, Thomas was selected by the Chicago White Sox with the seventh overall pick in the 1989 MLB Draft and went on to enjoy a 19-year MLB career with the White Sox, Athletics and Blue Jays.
- Thomas is the only player in MLB history with seven straight seasons of 20 or more home runs, 100+ RBI, 100+ walks and a .300+ average.
- He was elected into the National Baseball Hall of Fame in his first year of eligibility in 2014 and remains the only SEC baseball player to earn the distinct honor.



NOTABLE QUOTES


"I'm so humbled, grateful and thankful for this distinct honor. I never imagined any of this when I started chasing my dream here at Auburn University. At Auburn I became a man. I was so blessed to have coaches who pushed me to new heights and instilled toughness and a will to win that I never knew existed until then. Auburn set me on a path to my hall of fame career that resulted from hard work, dedication and commitment. I learned there that there are no shortcuts to success and I carry that lesson with me today." ~ **Frank Thomas**

"To get to a day like this marks exponential growth and I know the best is yet to come. Our players, through their highest of highs of Omaha and through their grind of tough days, have examples. Frank, you're another example for us all. For our student-athletes, for our university, for our future generations." ~ **Butch Thompson**



WELCOME TO THE SHOW

- Former Auburn slugger Edouard Julien made his MLB debut with the Minnesota Twins on Wednesday, Apr. 12, becoming the 58th big leaguer in program history, including the seventh since Aug. 2020.
 - Casey Mize (Tigers): Aug. 17, 2020
 - Ben Braymer (Nationals): Aug. 28, 2020
 - Josh Palacios (Blue Jays): Apr. 9, 2021
 - Keegan Thompson (Cubs): May 2, 2021
 - Gabe Klobosits (Nationals): July 30, 2021
 - Davis Daneil (Angels): June 11, 2021
 - Edouard Julien (Twins): Apr. 12, 2023
- Auburn's seven players called up to MLB since Aug. 2020 are tied for the second most in the Southeastern Conference.

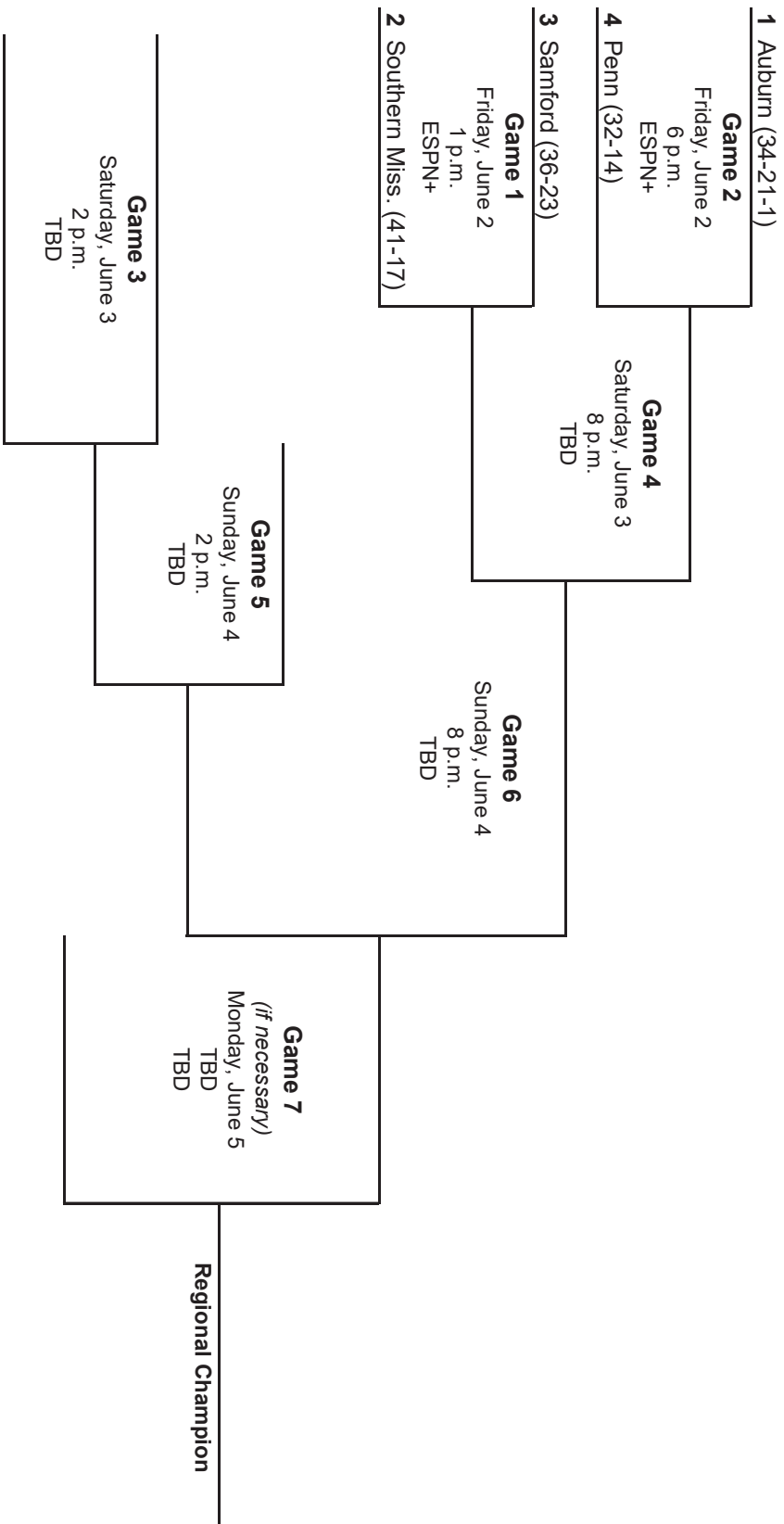


- A two-year starter for the Tigers from 2018-19, Julien totaled 27 home runs and 126 RBI in his time on the Plains, marking the most RBI of any player in the Southeastern Conference during the span.
- Rated by MLB Pipeline as the Twins' No. 4 prospect and the No. 96 prospect in all of baseball, Julien is a .283 career minor league hitter with 48 doubles, 37 home runs and 142 RBI in 233 games at the start of his third professional season. His 215 walks and .437 on-base percentage since the start of the 2021 season are the best in minor league baseball during the span.
- Julien, who is a two-time MiLB.com Organizational All-Star and member of the 2022 MLB Pipeline All-Prospect Second Team, earned a spot on the Twins' 40-man roster entering 2023 and went 8-for-23 (.348) with three home runs and six RBI in eight games at Spring Training. He was selected to represent Team Canada at the World Baseball Classic, where he went 7-for-13 with two doubles, two home runs, five walks, five runs and a stolen base.
- Julien recorded his first career MLB hit with a single off the wall in an 11-2 win against the Yankees on Apr. 13. He came back around in the first inning and hit his first career MLB home run to left field.

AUBURN REGIONAL BRACKET



**2023 NCAA Division I Baseball Championship
Auburn Regional
June 2-5, 2023**



*Home team
All times are local and subject to change.

© 2023 National Collegiate Athletic Association. No commercial use without the NCAA's written permission.

NCAA REGIONAL CAREER STATS

#5 KASON HOWELL

Year	Avg	GP	GS	AB	R	H	2B	3B	HR	RBI	TB	SLG%	BB	HBP	SO	GDP	OB%	SF	SH	SB	ATT	PO	A	E	FLD%
2019	.333	3	3	12	4	4	1	0	0	0	5	.417	0	0	1	1	.333	0	0	1	1	4	0	0	1.000
2022	.364	3	3	11	4	4	3	0	0	1	7	.636	5	2	0	0	.611	0	0	0	1	5	0	0	1.000
Total	.348	6	6	23	8	8	4	0	0	1	12	.522	5	2	1	1	.500	0	0	1	2	9	0	0	1.000

#6 RYAN DYAL

Year	Avg	GP	GS	AB	R	H	2B	3B	HR	RBI	TB	SLG%	BB	HBP	SO	GDP	OB%	SF	SH	SB	ATT	PO	A	E	FLD%
2022	.000	1	0	1	0	0	0	0	0	0	0	.000	0	0	1	0	.000	0	0	0	0	2	0	0	1.000

#7 COLE FOSTER

Year	Avg	GP	GS	AB	R	H	2B	3B	HR	RBI	TB	SLG%	BB	HBP	SO	GDP	OB%	SF	SH	SB	ATT	PO	A	E	FLD%
2022	.400	3	3	15	6	6	3	0	3	12	18	1.200	1	2	3	0	.474	1	0	0	0	5	4	0	1.000

#8 BRYSON WARE

Year	Avg	GP	GS	AB	R	H	2B	3B	HR	RBI	TB	SLG%	BB	HBP	SO	GDP	OB%	SF	SH	SB	ATT	PO	A	E	FLD%
2022	.500	3	0	2	1	1	0	1	0	2	3	1.500	1	0	0	0	.667	0	0	0	0	0	0	0	.000

#16 CAM HILL

Year	Avg	GP	GS	AB	R	H	2B	3B	HR	RBI	TB	SLG%	BB	HBP	SO	GDP	OB%	SF	SH	SB	ATT	PO	A	E	FLD%
2022	.667	2	0	3	1	2	0	0	1	3	5	1.667	1	0	1	0	.750	0	0	0	0	0	0	0	.000

#24 NATE LARUE

Year	Avg	GP	GS	AB	R	H	2B	3B	HR	RBI	TB	SLG%	BB	HBP	SO	GDP	OB%	SF	SH	SB	ATT	PO	A	E	FLD%
2022	.300	3	3	10	4	3	1	0	2	6	10	1.000	4	0	5	0	.500	0	0	0	0	30	4	0	1.000

#27 BOBBY PEIRCE

Year	Avg	GP	GS	AB	R	H	2B	3B	HR	RBI	TB	SLG%	BB	HBP	SO	GDP	OB%	SF	SH	SB	ATT	PO	A	E	FLD%
2022	.143	3	3	14	5	2	0	0	1	3	5	.357	3	1	5	0	.333	0	0	0	0	4	0	0	1.000

#31 MIKE BELLO

Year	Avg	GP	GS	AB	R	H	2B	3B	HR	RBI	TB	SLG%	BB	HBP	SO	GDP	OB%	SF	SH	SB	ATT	PO	A	E	FLD%
2022	.417	3	3	12	3	5	1	0	0	3	6	.500	0	1	2	0	.400	2	0	0	0	4	0	0	1.000

#41 JOHN ARMSTRONG

Year	ERA	W	L	App	GS	CG	SHO	CBO	SV	IP	H	R	ER	BB	SO	2B	3B	HR	BF	B/Avg	WP	HBP	BK	SFA	SHA
2022	4.50	0	0	1	0	0	0	0	0	2.0	3	1	1	1	0	0	0	8	.375	0	0	0	0	0	

#54 KONNER COPELAND

Year	ERA	W	L	App	GS	CG	SHO	CBO	SV	IP	H	R	ER	BB	SO	2B	3B	HR	BF	B/Avg	WP	HBP	BK	SFA	SHA
2022	0.00	0	0	1	0	0	0	0	0	2.2	4	3	0	2	4	2	0	12	.333	0	0	0	0	0	

NCAA REGIONAL HISTORY**AUBURN NCAA REGIONAL RECORDS****BATTING****GAMES PLAYED**

Series: 5, by 32 players (1995, 1997, 1998, 2010)
 Career: 16, Todd Faulkner (1998-2001)
 16, Mailon Kent (1998-2001)

AT BATS

Game: 6, by 36 players
 Series: 25, Rob Macrory (1997) [5 games]
 Career: 65, Todd Faulkner (1998-2001) [16 gms]

RUNS SCORED

Game: 5, Sonny DiChiara vs. Florida State (6/4/22)
 Series: 11, Adam Sullivan (1997) [5 games]
 Career: 19, Todd Faulkner (1998-2000) [16 gms]

HITS

Game: 5, Brody Moore vs. Florida State (6/4/22)
 5, Javon Moran vs. Fla. Atlantic (5/31/02)
 5, Adam Sullivan vs. W. Car. (5/22/97)
 5, Mark Bellhorn vs. ODU (5/27/94)
 5, Cliff Shanks vs. Okla. St. (5/29/93)
 Series: 14, Adam Sullivan (1997) [5 games]
 Career: 30, Todd Faulkner (1998-2001) [16 gms]

RUNS BATTED IN

Game: 9, Cole Foster vs. SE Louisiana (6/3/22)
 Series: 12, Cole Foster (2022) [3 games]
 Career: 22, Todd Faulkner (1998-2000) [16 gms]

SINGLES

Game: 5, Adam Sullivan vs. W. Car. (5/22/97)
 Series: 12, Adam Sullivan (1997) [5 games]
 Career: 17, Jay Waggoner (1993-95) [12 gms]

DOUBLES

Game: 3, Kason Howell vs. Florida State (6/4/22)
 Series: 5, Trent Mummey (2010) [5 games]
 5, Mark Bellhorn (1994) [4 games]
 Career: 7, Mailon Kent (1998-01) [16 games]

TRIPLES

Game: 1, 15 times, last by Moore/Ware vs FSU (6/4/22)
 Series: 2, Javon Moran (2003) [4 games]
 Career: 2, Javon Moran (2001-03) [10 games]
 2, Mark Bellhorn (1993-95) [12 games]

HOME RUNS

Game: 3, Cole Foster vs. SE Louisiana (6/3/22)
 Series: 4, Scotty Long (1967) [4 games]
 4, Todd Faulkner (1998) [5 games]
 Career: 5, Todd Faulkner (1998-01) [16 games]

STOLEN BASES

Game: 2, Javon Moran vs. Clemson (5/31/03)
 2, Pat Keedy vs. Memphis (5/20/78)
 2, Dom Fucci vs. Memphis (5/20/78)
 Series: 3, Javon Moran (2003) [4 games]
 Career: 4, Javon Moran (2001-03) [10 games]

BASES ON BALLS

Game: 4, Blake Rambusch vs. Florida State (6/4/22)
 Series: 5, Blake Rambusch (2022) [3 games]
 5, Kason Howell (2022) [3 games]
 5, Mitch Duke (1993) [3 games]
 5, Dominic Rich (1998) [5 games]

STRIKEOUTS

Game: 4, Kevin Chabot vs. Okla. (5/28/95)
 Series: 12, Kevin Chabot (1995) [5 games]
 Career: 15, Kevin Chabot (1993-95) [9 games]

BATTING AVERAGE

Series [min. 15 AB]: .667, Mark Bellhorn (1994)
 [12-for-18 in 4 games]
 Career [min. 25 AB]: .538, Steven Williams
 (2018-19) [14-for-26 in 6 games]

HITTING STREAK

Career: 15, Mailon Kent (1998-01)
 12, Todd Faulkner (1999-01)
 11, Gabe Gross (1999-01)

PITCHING**GAMES PITCHED**

Series: 4, Finley Woodward (1995)
 Career: 7, Colter Bean (1996-2000)

GAMES STARTED

Series: 2, Hayden Gliemmo (1998)
 2, Tim Hudson (1997)
 2, Ryan Halla (1995)
 2, John Powell (1994)
 2, Stacy Jones (1987)
 2, Mark Chapman (1987)
 2, Q.V. Lowe (1967)
 Career: 4, Chris Bootcheck (1998-00)

GAMES RELIEVED

Series: 4, Finley Woodward (1995)
 Career: 7, Colter Bean (1996-00)

WINS

Series: 2, Tim Hudson (1997)
 2, John Powell (1994)
 2, Q.V. Lowe (1967)
 Career: 3, John Powell (1993-94)

LOSSES

Series: 2, Kevin Knorst (1998)
 2, Scott Roney (1978)
 Career: 2, Chris Bootcheck (1998-00)
 2, Kevin Knorst (1998-00)
 2, Ryan Halla (1993-95)
 2, Scott Roney (1978)

SAVES

Series: 2, Colter Bean (1998)
 2, Patrick Dunham (1997)
 2, Finley Woodward (1995)
 2, Joe Beckwith (1976)
 Career: 2, Colter Bean (1998)
 2, Patrick Dunham (1997)
 2, Finley Woodward (1995)
 2, Joe Beckwith (1976)

INNINGS PITCHED

Game: 13.0, Q.V. Lowe vs. Clemson (1967)
 Series: 25.0, Q.V. Lowe (1967) [2 games]
 Career: 27.1, Levale Speigner (2000-03) [6 games]

STRIKEOUTS

Game: 14, John Powell vs. Arizona (5/28/93) [9 IP]
 14, Q.V. Lowe vs. Clemson (1967) [13 IP]
 Series: 26, Q.V. Lowe (1967) [2 games]
 22, John Powell (1994) [2 games]
 Career: 36, John Powell (1993-94) [3 games]

BASES ON BALLS

Game: 6, Josh Sullivan vs. Florida State (6/4/05)
 6, Ryan Halla vs. Okla. State (5/29/93)
 Series: 6, Josh Sullivan (2005) [1 game]
 6, Ryan Halla (1993) [1 game]
 6, Tim Hudson (1997) [2 games]
 Career: 13, Ryan Halla (1993-95) [6 gms/23.1 IP]

NATIONAL POLLS

BASEBALL AMERICA
May 29

- Wake Forest
- Florida*
- Vanderbilt*
- Clemson
- Arkansas*
- Stanford
- LSU*
- Coastal Carolina
- Miami
- Virginia
- Campbell
- Oklahoma State
- East Carolina
- Dallas Baptist
- Texas
- West Virginia
- Southern Miss
- Alabama*
- Oregon State
- Tennessee
- Duke
- AUBURN**
- Maryland
- TCU
- Indiana State

D1 BASEBALL
May 29

- Wake Forest
- Florida*
- Clemson
- Vanderbilt*
- Arkansas*
- Stanford
- LSU*
- Miami
- Coastal Carolina
- UConn
- Virginia
- Campbell
- Southern Miss
- Oregon State
- East Carolina
- Oklahoma State
- TCU
- Dallas Baptist
- Maryland
- AUBURN**
- Tennessee
- Alabama*
- Indiana State
- Oregon
- Texas A&M*

USA TODAY
May 29

- Wake Forest
- Florida*
- Arkansas*
- Vanderbilt*
- Clemson
- Stanford
- LSU*
- Coastal Carolina
- Virginia
- Miami
- Campbell
- East Carolina
- Oklahoma State
- UConn
- Dallas Baptist
- Tennessee
- Oregon State
- South Carolina*
- Southern Miss
- Indiana State
- Kentucky
- West Virginia
- Alabama*
- Boston College
- Maryland

NCBWA
May 29

- Wake Forest
- Florida*
- Vanderbilt*
- Arkansas*
- LSU*
- Clemson
- Stanford
- Miami
- Coastal Carolina
- Campbell
- Virginia
- East Carolina
- UConn
- Dallas Baptist
- Oklahoma State
- South Carolina*
- Southern Miss
- Tennessee
- Maryland
- Alabama*
- Oregon State
- Kentucky
- Indiana State
- Duke
- West Virginia

PERFECT GAME
May 29

- Wake Forest
- Florida*
- Stanford
- Arkansas*
- Clemson
- LSU*
- Miami
- Coastal Carolina
- Tennessee
- Vanderbilt
- Dallas Baptist
- Virginia
- AUBURN**
- UConn
- East Carolina
- Alabama*
- Duke
- Indiana State
- Boston College
- West Virginia
- Campbell
- South Carolina*
- Oklahoma State
- Southern Miss
- Kentucky

COLLEGIATE BASEBALL
May 29

- Wake Forest
- Florida*
- Clemson
- Arkansas*
- LSU*
- Stanford
- Miami
- Virginia
- Indiana State
- Oral Roberts
- Vanderbilt
- Coastal Carolina
- Southern Miss
- Oklahoma State
- Texas
- AUBURN**
- Maryland
- Oregon State
- Alabama*
- UConn
- Dallas Baptist
- Iowa
- TCU
- Oregon
- Campbell

AUBURN IN THE POLLS
BA D1 CB NC PG USA

Pre. 22 NR NR NR 17 NR
 2/20 23 NR NR NR 17 --
 2/27 23 NR NR NR 13 NR
 3/6 20 NR 20 NR 11 25
 3/13 NR NR 24 NR 18 NR
 3/20 NR NR NR NR NR NR

BA D1 CB NC PG USA

3/27 NR NR NR NR NR NR
 4/3 NR NR NR NR NR NR
 4/10 NR NR NR NR NR NR
 4/17 NR NR NR NR NR NR
 4/24 NR NR NR NR NR NR
 5/1 NR NR NR NR NR NR

BA D1 CB NC PG USA

5/8 25 NR NR NR 23 NR
 5/15 22 NR NR NR 19 NR
 5/22 20 19 16 NR 13 25
 5/29 22 20 16 NR -- NR

NEWS & NOTES

KNOW THE FOES

NO. 2 SOUTHERN MISS

- Southern Miss enters the regional with a 41-17 overall record and 22-8 mark in the Sun Belt, finishing a game behind Coastal Carolina for the regular season championship before winning the tournament.
- The Golden Eagles have won 19 of the last 21 games dating back to Apr. 23.

NO. 3 SAMFORD

- Samford enters the weekend with 36-23 overall record and went 15-6 in SoCon play en route to winning the regular season and conference tournament.
- The Bulldogs won three games in the same day against UNC Greensboro and Wofford last Saturday to claim the league's automatic bid.

NO. 4 PENN

- Penn enters the regional with a 32-14 overall record and 16-5 record in the Ivy League, sweeping the league's regular season and conference championships.
- The Quakers, making their first NCAA Tournament appearance since 1995, enters the weekend on an eight-game win streak.

POSTSEASON AT PLAINSMAN PARK

- This weekend marks the first time in program history Auburn has hosted a regional in back-to-back seasons.
- The Tigers are one of five programs in the country to host each of the last two seasons, joined by Florida, Miami, Oklahoma State and Stanford on the short list.
- This weekend also marks the sixth time in program history a regional has been played at Plainsman Park - 1978, 1999, 2003, 2010 and 2022.

ROLLING INTO REGIONALS

- Auburn enters the weekend on a nine-game regional winning streak dating back to 2018.
 - 2018 Raleigh Regional: 3-0
 - 2019 Atlanta Regional: 3-0
 - 2022 Auburn Regional: 3-0
- The Tigers have outscored the opponent 117-43 during the nine-game span and have scored double digit runs in seven of the nine games.
- The streak is three games longer than the previous regional win streak record (6) from 1994-95.

THOMPSON'S TENURE

- This weekend marks Auburn's fifth regional in the last six postseasons under head coach Butch Thompson.
- Prior to Thompson's arrival in 2016, Auburn made five tournament appearances in 14 seasons from 2002-15.
- The program is one of six in the SEC to make at least five tournament appearances in the last six postseasons - Arkansas (6), Florida (6), LSU (6), Vandy (6), Texas A&M (5).
- The Tigers are 11-2 in regional games under Thompson.

SECOND HALF SURGE

- Auburn went a league best 12-3 in the second half of SEC play, marking the program's best 15-game stretch in conference play since also going 12-3 in 2010.
- The Tigers won five straight SEC series for the first time since 2010 and are one of two teams (Vanderbilt) to win five straight SEC series at any point this year.

WWWWWWWWWWAR EAGLE

- Including its win vs. Missouri in the SEC Tournament, Auburn went on a nine-game SEC winning streak from May 6-23, marking the program's longest streak since also winning nine straight league games in 1995.
- The team hit .329 with a 3.08 ERA and outscored opponents 87-32 during the streak.
- The Tigers are one of two teams - along with Vanderbilt (10) - to have won nine straight SEC games this season.

TOWARDS THE TOP OF THE STANDINGS

- Auburn finished fifth in the SEC standings for the second straight season, marking the first time the program has finished top five in back-to-back years since 2002-03.
- The team has finished .500 or better in SEC play in four of the last six years under Thompson, and one of the seasons with a sub-.500 SEC record ended in Omaha (2019).
- Prior to Thompson's arrival, the program had turned in just one such season (2010) in 12 years between 2004-15.

ERA IMPROVEMENTS

- Auburn ranked 13th in the SEC with an 8.83 ERA through the first four weeks of conference play.
- The Tigers ranked third in the league with a 4.41 ERA the last six weeks of SEC play.
 - Last six weeks: 4.41 ERA
 - Last five weeks: 4.30 ERA
 - Last four weeks: 3.69 ERA
 - Last three weeks: 3.19 ERA
 - Last two weeks: 3.23 ERA
 - Last week: 3.00 ERA

KEY TO THE GAME

- The team that has produced the biggest inning in a game is 44-6 (.880) this season. Six games have had an equal biggest inning with one ending in a tie and four in one-run wins, including two in extra innings.

TOUGH TESTS

- Four of Auburn's SEC series came vs. teams ranked in the top three in the NCAA at the time of competition, including three on the road.
- The Tigers went 5-7 overall in those games.
 - Mar. 17-19 at No. 3 Arkansas (0-3)
 - Mar. 31-Apr. 2 at No. 2 Florida (1-2)
 - Apr. 28-30 at No. 2 South Carolina (2-1)
 - May 5-7 vs. No. 1 LSU (2-1)

TAKING DOWN TOP-RANKED TEAMS

- As far as records indicate, Auburn's series win vs. No. 1 LSU was the program's first series win against a top-ranked team.
- The Tigers defeated the No. 2 ranked team on the road and the No. 1 ranked team at home in back-to-back weeks.
- After being the first team to defeat USC in a series at Founders Park, Auburn became the first team to defeat LSU in a series this season.

STARTING SERIES STRONG

- Including the first game of the SEC Tournament, Auburn is 12-3 in openers this season, including 8-3 in SEC openers.
- The Tigers have turned in a 3.20 ERA in openers, holding opponents to three or fewer runs eight times and four or fewer runs 12 times.

COMEBACK KIDS

- The Tigers have notched 16 comeback wins this season, including back-to-back comeback wins vs. Missouri on May 20 and May 23.
- Thirty-eight of the Tigers' 77 wins since the start of last season are comebacks.
- Auburn has come back from a pair of seven-run deficits this season - vs. Georgia Tech on Mar. 14 and vs. Mississippi State on Apr. 23.
- The comeback win vs. Mississippi State was the program's largest in SEC play since responding from a nine-run deficit against the Bulldogs on May 8, 2010.

HITTING THE LONG BALL

- Thirty-one of Auburn's 50 home runs in SEC play came in the last five weeks.
- Since Apr. 18 vs. Samford, the Tigers have homered 39 times in 20 games and have hit a home run in all but three contests.
- The team has multiple home runs in 11 games during the span, including six of the last nine.

HOME RUN RECORD HOLDER

- Bryson Ware has homered in three straight games and five of the last six contests to become Auburn's single-season home run record holder with 24 on the season.
- After collecting just two hits in SEC play last year, Ware surpassed 2010 SEC Player of the Year Hunter Morris with a solo home run in the sixth inning of last Thursday's contest vs. Alabama at the SEC Tournament.
- His 24 home runs are the third most in the SEC and eighth most in the NCAA.

WARE-ING 'EM OUT

- Coming into the year a .246 hitter in 92 games, Bryson Ware ranks top 10 in the SEC in hits (77), runs (64), homers (24), RBI (63), slugging percentage (.750) and total bases (162) while hitting at a career best .356 clip.
- Ware has reached base in 18 straight games after reaching in 34 straight earlier this season and has reached safely in all but two contests.
- His 162 total bases are the most by an Auburn player since 2010 and the 10th most in a single-season in program history.

DICK HOWSER TROPHY SEMIFINALIST

- Ware was named a semifinalist for the Dick Howser Trophy, becoming Auburn's fifth semifinalist for the award - Hunter Morris (2010), Casey Mize (2018), Ryan Bliss (2021) and Sonny DiChiara (2022).
- He was also previously named to the Golden Spikes Award Midseason Watch List.

THE GENERAL

- Senior captain Kason Howell is tied with Todd Faulkner for the program record and the NCAA active career leader in doubles (71).
 - Kason Howell (2019-23) - 71
 - Todd Faulkner (1998-01) - 71
 - Gabe Gross (1999-01) - 68
- Howell's 23 doubles this season are second in the SEC to teammate Ike Irish (24) and are tied for ninth in program history.
- His 90 career extra-base hits - 71 doubles, five triples, 14 homers - are also the ninth most in program history.

DOUBLE TROUBLE

- Irish and Howell rank first and second in the SEC and top 15 in the country with 24 and 23 doubles, respectively.
- Auburn leads the league with 112 doubles in 56 games this season.

HOWELL'S HOLDING IT DOWN

- Howell has started in 168 of the last 169 games dating back to 2021 and in 244 games in his Auburn career.
- With 246 career games played, Howell is set to break the AU games played record Friday.
 - Kason Howell (2019-pres) - 246
 - Jay Waggoner (1992-95) - 246
 - Chad Wandall (1996-99) - 245
 - Brandon Moore (1991-94) - 242
- He also ranks fifth in AU history and seventh among active NCAA players in at-bats (898).

FOSTER'S CATCHING FIRE

- Cole Foster is riding a nine-game hitting streak and leads the team in average (.436), runs (13), hits (17), home runs (6) and RBI (14) during the span.
- He hit a pair of home runs at the SEC Tournament, including a three-run, go-ahead home run vs. Missouri, and was named to the SEC All-Tournament Team.
- Among SEC shortstops this season, Foster ranks second in AVG (.306) and third in HR (22) and RBI (96) over the last two years.
 - Josh Rivera: .306 AVG, 24 HR, 103 RBI
 - Jacob Gonzalez: .297 AVG, 28 HR, 103 RBI
- He is a Brooks Wallace Award semifinalist, the No. 16 shortstop in the country by D1 Baseball, and the No. 95 prospect for the MLB Draft by MLB.com.

WE WANNA BE LIKE IKE

- Irish's 24 doubles this season surpassed hitting coach Gabe Gross (23 in 1999) for Auburn's freshman doubles record.
- He ranks eighth in the country in the category and is tied for sixth in program history, marking the most by an AU player since 2005.

IRISH AMONG NCAA FRESHMAN RANKS

- Doubles: 24, 1st
- Hits: 83, T-4th
- Average: .364, 15th

COOP KEEPS CRUSHING

- Cooper McMurray hit his 14th home run of the season, including his 11th of SEC play, in the series-clinching win vs. Missouri on May 19 - a 444-foot shot that left the bat at 110 mph.
- McMurray matched a season high with five RBI and hit a grand slam in the series finale at Ole Miss, marking his 14th multi-RBI game and third game with four+ RBI this year.
- Twelve of his home runs and 41 of his RBI have come in 34 games since Mar. 23.
- He ranked top five in SEC games in RBI (35), on-base percentage (.469) and slugging (.750) and ranked tied for eighth in home runs (11).

BOBBY BARRELS + BAZOOKA

- Bobby Peirce has totaled 104 hits in 82 games since entering Auburn's starting lineup at LSU on Apr. 1 last season.
- Additionally, Peirce has registered seven outfield assists since Apr. 1, including a pair of games with two assists - Apr. 7 vs. Texas A&M and Apr. 25 vs. Troy.
- Peirce has 12 outfield assists since Apr. 16, 2022, and his seven outfield assists this season are the most by an Auburn player since Judd Ward had nine outfield assists in 2019.

STANFIELD SETTING THE TABLE

- Chris Stanfield has hit out of the leadoff spot in 18 of the last 19 games.
- He is riding a season best eight-game hitting streak and is hitting .324 (11-for-34) with 10 runs and five RBI during the span.
- Stanfield became the first player to steal three bases in a game vs. Alabama at the SEC Tournament, scored the game-winning run in the 8th inning of the series opener vs. Miss. State and stole home in the first inning of the opener at South Carolina.

STARTERS' SUCCESS

- Auburn starting pitchers Chase Allsup, Tommy Vail and Christian Herberholz have turned in a 2.70 ERA in a combined 11 starts and 50.0 innings during the last 15 games.
- Vail and Herberholz ranked first and second in the league with ERAs of 1.47 and 1.80, respectively, the last six weeks of the regular season.

VALIANT EFFORT FROM VAIL

- Tommy Vail turned in 8.0 innings of one-run ball in the series-clinching win at Ole Miss on May 12, marking the longest outing by an Auburn pitcher this season and the longest since Joseph Gonzalez also logged 8.0 innings at Miss. State on Apr. 16, 2022.
- In the last six weeks of the regular season, Vail led the SEC with a 1.47 ERA and went 3-0 with 35 strikeouts in 30.2 innings.
- His 10-strikeout performance vs. Miss. State on Apr. 21 was the first by an Auburn pitcher in a SEC game since Tanner Burns in 2019.

ALLSUP'S GIVING IT HIS ALL

- Allsup has turned in a 2.25 ERA in his last two starts and 12.0 innings pitched.
- He turned in a career-high 7.0 scoreless innings with a career-high seven strikeouts in his last start at Plainsman Park - a series-opening win vs. Missouri on May 19.

HUM NOW, HERBIE

- Herberholz left his start at Ole Miss on May 13 early and is coming back after missing the last two weeks with forearm soreness.
- In his last five starts from Apr. 16-May 13, he is 1-1 with a 1.80 ERA.
- In his last two starts at home, Herberholz is 1-0 with a 0.90 ERA in 10.0 IP - 5.0 scoreless vs. MSU on Apr. 22 and 5.0 IP with 1 ER vs. LSU on May 7.

FAB FIVE FROSH

- Auburn's five freshmen in Perfect Game's top 100 were the second most in the country.
 - Zach Crotchfelt; LHP; Jackson, N.J.
 - Ike Irish; C/DH; Hudsonville, Mich.
 - Gavin Miller; IF; Oakdale, Pa.
 - Hayden Murphy; RHP; Chula, Ga.
 - Chris Stanfield; OF; Tallahassee, Fla.

RECRUITING RANKINGS

- The Tigers 2022 incoming class was ranked unanimously in the top 10 by Perfect Game (No. 5), Baseball America (No. 6), Collegiate Baseball (No. 8) and D1 Baseball (No. 10).
- Perfect Game's No. 5 ranking is tied for the second highest in program history, trailing only the No. 4 class from 2017.
- Auburn's next two classes for 2023 and 2024 are also ranked in the top 10 by Perfect Game.

CONGRATS GRADS

- Four Auburn players in Ryan Dyal, Kason Howell, Bobby Peirce and Bryson Ware as well as manager Trenton Reynolds earned their Auburn degrees earlier this month.
- Five Auburn players also already wear SEC graduate patches this season - Josh Hall, Brody Wortham, Justin Kirby, Tommy Sheehan and Tommy Vail.

ACCOLADES FOR THE ASSISTANTS

- Assistant coaches Karl Nonemaker and Gabe Gross both took home hardware in 2022.
- Nonemaker was named the American Baseball Coaches Association NCAA Division I Assistant Coach of the Year and Gross earned Alabama Baseball Coaches Association Division I Assistant Coach of the Year honors.

SEC EXPERIENCE ON STAFF

- Auburn's coaching staff includes 43 years of experience as a SEC coach.
 - Butch Thompson: 21 years
 - Karl Nonemaker: 8 years
 - Gabe Gross: 7 years
 - Daron Schoenrock: 7 years

THE ROAD TO OMAHA

- Auburn advanced to the College World Series for the second time in the last three postseasons in 2022, becoming one of six programs to accomplish the feat - Auburn, Arkansas, Mississippi State, Texas, Stanford and Vanderbilt.
- The Tigers hosted a regional for the first time in 12 years and outscored the opponents 51-18, marking the most runs by a SEC team in a three-game regional.
- The team then became the first program to defeat Oregon State in a home super regional, and secured the program's first win in Omaha since 1997 with a 6-2 win against Stanford.

PACK OUT PLAINSMAN PARK

- The 2023 season marks the third straight that Auburn has sold out of season tickets.
- A record 18 games this season, including all 15 games in SEC play, have been sold out.
- The program shattered the previous single-season attendance record from 2004 by more than 16,000, welcoming 127,947 fans through the gates of Plainsman Park in 2022.
- Auburn's 2023 attendance total currently sits at 121,756, trailing only the 2022 total for the most in program history.
- Prior to last season, the previous attendance record from 2004 was 111,627.

THE 2022 MLB DRAFT WAS A DANDY

- Auburn had eight players selected in the 2022 MLB Draft, all previously undrafted.
- The eight draft picks were the second most in program history, third most in the SEC and tied for the fifth most in the country.
- The four picks in the top five rounds were the most in program history, as were the eight picks in the top 20 rounds.
- It marked the 48th consecutive year the Tigers had at least one player selected, tied for the longest active streak in the SEC.
- It marked the program record seventh straight season Auburn had a top-five-round pick.

PREPPING THEM FOR PRO BALL

- In seven years under Butch Thompson, Auburn has had 36 draft picks, including 16 in the top 10 rounds and 12 in the top five rounds.
- Both top-10 and top-five rounds totals are good for the most in a seven-year span in program history.

THE LAST TIME...

BATTING SUPERLATIVES

5 hits in a game
6 hits in a game

Reached base 6 times
Reached base 7 times

4 runs in a game
5 runs in a game
6 runs in a game

10-game hitting streak
15-game hitting streak
20-game hitting streak
25-game hitting streak
30-game hitting streak

3 doubles in a game
4 doubles in a game

2 triples in a game
3 triples in a game

2 home runs in one game
3 home runs in one game

7 RBI in a game
8 RBI in a game
9 RBI in a game
10 RBI in a game

Grand slam home run
Inside-the-park home run
HR to begin game
Two HR in one inning
HR in consecutive at-bats
HR in three consecutive at-bats
HR in consecutive games
HR in three consecutive games
HR in three consecutive SEC games
HR in four consecutive games
HR in four consecutive SEC games
HR in five consecutive games
Walk-off HR
Pinch-hit HR
Pinch-hit grand slam
HR in first at-bat of season
HR in both games of DH

Hit for the cycle

Hit from both sides of plate in same inning

Two hits in same inning

Stole home
Stole two bases in a game
Stole three bases in a game

Hit by a pitch 2 times in a game
Hit by a pitch 3+ times in a game

Scored 20 or more runs
Scored 25 or more runs
Scored 30 or more runs

Scored 5 runs in an Inning
Scored 6 runs in an Inning
Scored 7 runs in an Inning
Scored 8 runs in an Inning
Scored 9 runs in an Inning
Scored 10+ runs in an Inning
Recorded 10+ hits in an Inning
Scored in every inning

Recorded 15-19 hits
Recorded 20 or more hits

Hit 3 or more home runs in an inning
Hit 3 or more home runs in a game
Hit 5 or more home runs in a game
Hit 7 or more home runs in a game
Hit back-to-back home runs
Hit back-to-back-to-back home runs

Had 5 doubles
Had 6 doubles
Had 7 doubles
Had 8 doubles
Had 9+ doubles

Stole 5 bases in a game
Stole 6 bases in a game
Stole 7 bases in a game
Stole 8 bases in a game

Walked 10+ times
Did not strike out in a game

Bobby Peirce at Georgia Tech [5-for-5] (4/11/23)
Tyler Johnstone vs. Elon [6-for-7, 2B, 3B] (2/25/05)

Kason Howell vs. Florida State [4-5, 2 BB] (6/4/22)
Brody Moore vs. Florida State [5-5, 2BB] (6/4/22)

Bobby Peirce vs. #1 LSU (5/7/23)
Sonny DiChiara vs. Florida State (6/4/22)
Bryson Ware vs. Alabama A&M (2/24/21)

Bobby Peirce, 11 games (3/28-4/15/23)
Bryson Ware, 18 games (3/14-4/14/23)
A. Grier, 22 games, (5/31/15-3/22/16)
Justin Fradejas, 27 games (3/23-5/7/10)
Casey Dunn, 31 games (2/22 [G1]-4/15/97)

Kason Howell at Ole Miss (5/12/23)
Ken Dempsey vs. Georgia (1977)

Kason Howell vs. #1 LSU (5/7/23)
never

Cole Foster at Ole Miss (5/12/23)
Cole Foster vs. Southeastern (6/3/22)

Justin Kirby vs. USC (2/26/23)
Justin Bryant at Georgia (3/19/10)
Cole Foster vs. Southeastern (6/3/22)
Bob Berry vs. Huntington (4/15/82)

Cooper McMurray at Ole Miss (5/13/23)
Kason Howell vs. Southeastern (3/11/23)
Ryan Bliss vs. #11 Ole Miss (5/25/21)
Cole Foster vs. Southeastern [1st] (6/3/22)
Cooper McMurray vs. Mississippi State (4/23/23)
Edouard Julien (2/20-22/19)
Bryson Ware (5/24-25/23)
Bryson Ware (5/24-25/23)
Ike Irish (5/12-19/23)
Cooper McMurray (4/18-23/23)
Mike Bianucci (5/2-9/08)
Tim Lemons (4/6-10/85)
Kason Howell vs. Yale (G1 - 2/26/22)
Cam Hill vs. Kentucky (3/26/21)
Edouard Julien vs. BYU (G1 - 3/3/18)
Steven Williams vs. Longwood (2/17/18)
Bryson Ware vs. Missouri (5/19/23)

Judd Ward [3B, 1B, HR, 2B] vs. Illinois-Chicago (G1 - 2/15/20)

Cole Foster [1st inn.]
vs. Southeastern (6/3/22)
Chris Stanfield [1B, 1B] at Ole Miss [5th] (5/13/23)

Josh Hall vs. Kansas State (2/20/22)
Cole Foster vs. Samford (4/18/23)
Chris Stanfield vs. Alabama (5/25/23)

Cole Foster vs. Missouri (5/23/23)
Dan Glevenyak at Alabama (4) (4/11/14)

21 vs. Florida State (6/4/22)
25 vs. Longwood (2/17/18)
33 vs. Alabama A&M (2/24/21)

5, vs. Missouri (8th) (5/20/23)
6, at Ole Miss (5th) (5/13/23)
7, vs. Mississippi State (9th) (4/23/23)
8, at UAB (5th) (3/19/19)
9, vs. Rhode Island (1st) (G1 - 3/5/22)
11, vs. Florida A&M (1st) (3/1/23)
11, vs. Furman (5th) (2/12/00)
vs. Coppin State (3/18/14)

17, at Ole Miss (5/12/23)
20, at Ole Miss (5/13/23)

3, vs. Florida A&M [1st] (3/1/23)
3, vs. Vanderbilt (5/24/23)
5, at #2 South Carolina (4/30/23)
7, vs. Southeastern (6/3/22)
B. Ware & I. Irish vs. Missouri (5/19/23)
R. Bliss, T. Miller & R. Woley vs. Texas A&M (1st) (5/15/21)

5, vs. Missouri (5/23/23)
6, vs. Missouri (5/20/21)
7, vs. Chicago State (3/8/20)
8, vs. Lipscomb (3/4/23)
11, vs. Alabama A&M (2/24/21)

5, vs. Bethune-Cookman (5/6/14)
6, vs. #21 Tennessee (3/17/19)
7, vs. Presbyterian (5/8/12)
8, vs. Alcorn State (2/22/12)

11, vs. North Alabama (3/28/23)
vs. Belmont (3/11/12)

PITCHING SUPERLATIVES

INDIVIDUAL
Nine-inning no-hitter
Nine-inning no-hitter (combined)

Seven-inning no-hitter

Nine-inning perfect game
Seven-inning perfect game

Nine-inning one-hitter (individual)
Nine-inning one-hitter (combined)

Five-inning one-hitter

Nine-inning two-hitter

Complete game
Complete game shutout
Consecutive complete games

Struck out 10 batters
Struck out 11 batters
Struck out 12 batters
Struck out 13 batters
Struck out 15 batters

TEAM
Struck out 15+ batters
Struck out 20+ batters

Struck out 15 batters consecutive games

Shut out an opponent
Consecutive shutouts
Three straight shutouts

Shut out an SEC opponent
Shut out an SEC opponent on the road
Consecutive SEC shutouts
Consecutive SEC shutouts on the road

Was shut out
Was held to one hit
Was no hit

FIELDING SUPERLATIVES
2 errors in a game
3 errors in a game
4 errors in a game

3 double plays turned in a game
4 double plays turned in a game
5 double plays turned in a game

Triple play (Auburn)
Triple play (Opponent)

Threw a runner out at HP to end game

MISC. SUPERLATIVES
Won 10 or more consecutive games
Won 15 or more consecutive games
Won 8 or more consecutive SEC games
Lost 5 or more consecutive games

Home winning streak
Road winning streak
Season-opening winning streak

Extra-innings victory
Extra-innings loss

Swept a 3-game series
Swept a road series
Swept a road SEC series
Swept a SEC series
Swept a 4-game series
Swept a doubleheader

Allowed 3 runs or fewer in a three-game series
Allowed 3 runs or fewer in a four-game series
Allowed 3 runs or fewer in a SEC series
Allowed 4 runs or fewer in a series
Allowed 4 runs or fewer in a SEC series
Allowed 3 runs or fewer in a road series
Allowed 3 runs or fewer in a SEC road series

Overcome a deficit of 7+ runs

Won a 1-0 game
Lost a 1-0 game

Walk-off win
Walk-off loss

Casey Mize vs. Northeastern (3/9/18)
Mike Mueller [2.0], Lee Carter [1.0], Brandon Channell [1.0], Reid Price [1.0], Andrew Skinner [1.0], Arnold Hughey [1.0], Ken Clayton [1.0], Cory Duedeit [0.2], Sean Jones [0.1] vs. UAB (3/19/02)

Jason Johnson vs. LaGrange College (4/30/91)

Eric Brandon vs. Murray State (3/2/02)
Jason Johnson vs. LaGrange College (4/30/91)

Keegan Thompson vs. Presbyterian (3/1/14)
Tanner Burns [7.0], Cody Greenhill [2.0] vs. Chicago State (3/6/20)

Kevin Davis [3.2], Jacob Milliman [1.1], vs. Radford (2/22/15)

Tanner Burns [9.0] vs. Cincinnati (3/1/19)

Drew Nelson vs. North Alabama [7] (3/28/23)
Jack Owen vs. UTSA (3/9/19)
K. Thompson vs. Arkansas & LSU (4/4 & 4/11/15)

10 by Tommy Vail vs. Mississippi State (4/21/23)
11 by Jordan Armstrong vs. Yale (2/25/22)
12 by Casey Mize at Kentucky (3/23/18)
13 by Casey Mize vs. Texas A&M (3/16/18)
15 by Tanner Burns vs. Cincinnati (3/1/19)

16, Bright [8], Sheehan [3], Burkhalter [5] vs. Stanford (6/20/22)
20, Fuller [4], Watson [4], Anderson [3], Greenhill [4], Skipper [3], Wade [2] vs. #9 Arkansas (4/5/19)
vs. Ga State, at Missouri (4/5-7/16)
4-0 vs. Missouri (5/19/23)
16-0 / 12-0 [7] vs. Rhode Island (3/5/22)
2-0 vs. UT Martin / 6-0 vs. UTSA (3/6-9/19)
4-0 vs. Missouri (5/19/23)
3-0 at Missouri (5/21/21)
5-0 and 4-0 at Miss. State (3/27-28/15)
5-0 and 4-0 at Miss. State (3/27-28/15)
3-0 vs. #1 LSU (5/5/23)
vs. #24 Missouri (4/1/18)
vs. #13 Arkansas (5/25/17)

Jake Wyandt vs. #1 Ole Miss (3/17/22)
Luke Jarvis vs. Presbyterian (3/11/17)
Brett Burnham at Alabama (4/5/00)

vs. Samford (4/18/23)
at #1 Arkansas (4/3/21)
never

vs. Memphis (5/22/78)
at Florida [4th] (3/15/08)

Bryson Ware at Mississippi State (4/17/22)

15 (2/24-3/22/19)
15 (2/24-3/22/19)
9 (5/6-23/23)
5 (4/2-11/21)

21 (1964-66)
14 (1967/1995)
17 (2/7-3/5/97)

7-6, vs. Georgia [11 inn.] (3/23/23)
8-12, at Georgia Tech [10 inn.] (4/11/23)

vs. Missouri (5/19-20/23)
at Ole Miss (5/12-13/23)
at Ole Miss (5/12-13/23)
vs. Missouri (5/19-20/23)
Rhode Island (3/4-6/22)
vs. Missouri (5/19/23)

2, vs. Chicago State (3/6-8/20)
3, vs. Rhode Island (3/4-6/22)
3, vs. Miss. State (3/27-29/15)
3, vs. UTSA (3/8-9/19)
4, vs. Georgia (4/23-25/15)
3, vs. Miss. State (3/27-29/15)
3, vs. Miss. State (3/27-29/15)

7 runs, [0-7] vs. Mississippi State (4/23/23)

vs. Mercer (5/30/15) [NCAA Regional]
vs. Ohio State (2/15/14)

vs. Mississippi State [9 inn.] (4/23/23)
at Georgia Tech [10 inn.] (4/11/23)

AUBURN 2023 AUBURN BASEBALL GAME NOTES

Table with columns for Date, Opponent, and Game Statistics (DEC, QS, IP, H, R, ER, BB, SO, HR, ERA, NP). Rows include games against Texas A&M, Alabama, Samford, Troy, and South Carolina.

KONNER COPELAND'S AUBURN APPEARANCES

2022 - JUNIOR YEAR

Table with columns for Date, Opp (Res.), DEC, QS, IP, H, R, ER, BB, SO, HR, ERA, NP. Rows include appearances for Alabama State, LSU, Mississippi State, Kennesaw State, Jax State, Tennessee, Arkansas, and Southeastern.

2023 - SENIOR YEAR

Table with columns for Date, Opp (Res.), DEC, QS, IP, H, R, ER, BB, SO, HR, ERA, NP. Rows include appearances for North Alabama, USC, Lipscomb, Jacksonville State, Georgia Tech, Arkansas, Florida, UAB, Georgia Tech, Miss State, South Carolina, LSU, Ole Miss, Missouri, and Alabama.

ZACH CROTCHFELT'S AUBURN APPEARANCES

2023 - FRESHMAN YEAR

Table with columns for Date, Opp (Res.), DEC, QS, IP, H, R, ER, BB, SO, HR, ERA, NP. Rows include appearances for Indiana, USC, Lipscomb, Southeastern, Arkansas, Georgia, Texas A&M, Alabama, Samford, Miss State, LSU, Ole Miss, Missouri, and Mississippi.

JOSEPH GONZALEZ'S AUBURN APPEARANCES

2021 - FRESHMAN YEAR

Table with columns for Date, Opp (Res.), DEC, QS, IP, H, R, ER, BB, SO, HR, ERA, NP. Rows include appearances for Presbyterian, Alabama A&M, Oklahoma, UAB, Little Rock, Lipscomb, Ole Miss, Kentucky, Arkansas, Mississippi State, Alabama, Jax State, Florida, Georgia, LSU, Samford, Texas A&M, Missouri, and Ole Miss.

2022 - SOPHOMORE YEAR

Table with columns for Date, Opp (Res.), DEC, QS, IP, H, R, ER, BB, SO, HR, ERA, NP. Row includes appearance for Texas Tech.

Table with columns for Date, Opponent, and Game Statistics. Rows include appearances for Yale, Rhode Island, Tennessee, Jax State, LSU, Vanderbilt, Mississippi State, South Carolina, Tennessee, Arkansas, Kentucky, Florida State, Oregon State, and Ole Miss.

2023 - JUNIOR YEAR

Table with columns for Date, Opp (Res.), DEC, QS, IP, H, R, ER, BB, SO, HR, ERA, NP. Row includes appearance for Indiana.

CHRISTIAN HERBERHOLZ'S AUBURN APPEARANCES

2023 - REDSHIRT JUNIOR YEAR

Table with columns for Date, Opp (Res.), DEC, QS, IP, H, R, ER, BB, SO, HR, ERA, NP. Rows include appearances for Indiana, USC, Lipscomb, Jacksonville State, Southeastern, Arkansas, Georgia, Georgia Tech, Florida, UAB, Texas A&M, Georgia Tech, Alabama, Miss State, South Carolina, LSU, and Ole Miss.

TREVOR HORNE'S AUBURN APPEARANCES

2023 - REDSHIRT FRESHMAN YEAR

Table with columns for Date, Opp (Res.), DEC, QS, IP, H, R, ER, BB, SO, HR, ERA, NP. Rows include appearances for Indiana, Florida, Southeastern, Georgia, Georgia Tech, Texas A&M, UAB, Texas A&M, and South Carolina.

CHASE ISBELLS' AUBURN APPEARANCES

2022 - JUNIOR YEAR

Table with columns for Date, Opp (Res.), DEC, QS, IP, H, R, ER, BB, SO, HR, ERA, NP. Rows include appearances for South Alabama, Texas A&M, LSU, UAB, Vanderbilt, Mississippi State, Kennesaw State, Tennessee, Arkansas, Troy, Samford, Kentucky, Oregon State, and Arkansas.

2023 - SENIOR YEAR

Table with columns for Date, Opp (Res.), DEC, QS, IP, H, R, ER, BB, SO, HR, ERA, NP. Rows include appearances for Indiana, North Alabama, USC, Lipscomb, Jacksonville State, Southeastern, Georgia Tech, Arkansas, South Alabama, Georgia, Georgia Tech, and Florida.

SUPERLATIVES AND MISCELLANEOUS NOTES

STARTS BY POSITION

STARTING PITCHER

Tommy Vail	13	11-2
Christian Herberholz	8	5-3
Chase Allsup	7	4-3
Konner Copeland	6	3-3
Zach Crotchfelt	6	3-3
Drew Nelson	5	3-2
Tanner Bauman	3	3-0
Will Cannon	3	1-2
John Armstrong	1	0-1
Jospeh Gonzalez	1	1-0
Chase Isbell	1	0-0-1
Hayden Murphy	1	0-1
Tommy Sheehan	1	0-1

CATCHER

Nate LaRue	43	25-17-1
Carter Wright	7	6-1
Ryan Dyal	5	3-2
Ike Irish	1	0-1

FIRST BASE

Cooper McMurray	39	23-15-1
Ike Irish	12	6-6
Cam Hill	3	3-0
Brody Wortham	2	1-1

SECOND BASE

Caden Green	44	27-16-1
Brody Moss	7	5-2
Bryson Ware	4	2-2
Brody Wortham	1	0-1

THIRD BASE

Bryson Ware	52	32-19-1
Gavin Miller	4	2-2

SHORTSTOP

Cole Foster	53	33-19-1
Caden Green	3	1-2

LEFT FIELD

Chris Stanfield	37	24-13
Bobby Peirce	17	8-8-1
Mike Bello	1	1-0
Josh Hall	1	1-0

CENTER FIELD

Kason Howell	55	33-21-1
Chris Stanfield	1	1-0

RIGHT FIELD

Justin Kirby	33	19-13-1
Bobby Peirce	21	14-7
Josh Hall	2	1-1

DESIGNATED HITTER

Ike Irish	43	28-14-1
Mike Bello	4	0-4
Bobby Peirce	4	3-1
Ryan Dyal	2	2-0
Justin Kirby	2	1-1
Cam Hill	1	0-1

2023 AUBURN & OPPONENT HIGHS

TEAM BATTING

	AUBURN	OPPONENT
Runs in a game	18, vs. FAMU [7] (3/1)	24, Georgia (3/25)
Runs in an inning	11 [1st], vs. FAMU [7] (3/1)	16 [8th], Georgia (3/25)
Most Hits in a game	20, two times	22, Georgia Tech (3/14)
Fewest Hits in a game	3, at Arkansas (3/19)	3, two times
Hits in an inning	7, three times	8 [8th], Georgia (3/25)
2B in a game	8, vs. Lipscomb (3/4)	8, Georgia Tech (3/14)
3B in a game	2, vs. LSU (5/7)	1, three times
HR in a game	5, at SC (4/30)	4, two times
SB in a game	3, four times	5, Texas A&M (4/7)
LOB in a game	15, two times	14, two times
K in a game	18, vs. LSU (5/5)	14, four times
BB in a game	14, vs. FAMU [7] (3/1)	14, Florida (4/2)

TEAM PITCHING

	AUBURN	OPPONENT
K in a game	14, four times	18, LSU (5/5)
BB in a game	14, at Florida (4/2)	14, FAMU (3/1)
Pitchers used	8, two times	10, Georgia Tech (4/11)
Total Quality Starts	4	9

TEAM FIELDING

	AUBURN	OPPONENT
Errors in a game	4, vs. USA (3/21)	3, four times
DP turned in a game	3, three times	5, Alabama (4/15)

IND. BATTING

	AUBURN	OPPONENT
Hits in a game	5, Peirce at GT (4/11)	5, two times
Runs in a game	4, Peirce vs. LSU (5/7)	5, Langford [UF] (4/2)
2B in a game	3, Howell two times	2, 14 times
3B in a game	2, Howell vs. LSU (5/7)	1, three times
HR in a game	2, seven times	2, four times
RBI in a game	7, Kirby vs. USC (2/26)	8, Heyman [UF] (4/2)
XBH in a game	3, five times	3, two times
SB in a game	3, Stanfield vs. Alabama (5/25)	2, three times
BB in a game	3, seven times	4, Seidl [UA] (4/16)
HBP in a game	2, four times	2, six times
K in a game	4, three times	4, Hines [MSU] (4/21)
Hitting Streak	18, Ware (3/14-4/14)	3, 30 times
Consec. G w/HR	4, two times	2, four times

IND. PITCHING

	AUBURN	OPPONENT
K by a starter	10, Vail vs. MSU (4/21)	15, Skenes [LSU] (5/5)
K by a reliever	7, Isbell vs. Lipscomb (3/4)	8, Reilly [VU] (5/24)
BB by a starter	6, Vail at SC (4/28)	6, Waldrep [UF] (4/1)
BB by a reliever	4, Armstrong vs. Vandy (5/24)	5, Langley [FAMU] (3/1)
IP by a starter	8.0, Vail at Ole Miss (5/12)	7.1, two times
IP by a reliever	4.2, Cannon at Arkansas (3/19)	5.0, Reilly [VU] (5/24)

MISCELLANEOUS

	AUBURN
Biggest comeback win	7, two times
Biggest blown lead loss	5, two times
Largest margin of victory	13, vs. UNA [7] (3/28)
Largest margin of defeat	17, vs. Georgia (3/25)
Longest game, Time	4:33, vs. Georgia Tech (3/14)
Longest game, Time (9 inn)	3:49, vs. LSU (5/6)
Shortest game, Time (9 inn)	2:08, vs. Missouri (5/19)
Longest game, Innings	12, vs. Georgia Tech (3/14)
Largest crowd, Home	4,096, 18 times
Largest crowd, Road	9,726, at Ole Miss (5/13)
Largest crowd, Neutral	12,685, vs. Vanderbilt (5/24)

STARTS BY ORDER

LEADOFF

Chris Stanfield	18	13-5
Kason Howell	15	9-6
Cole Foster	14	5-9
Bobby Peirce	7	5-1-1
Mike Bello	1	1-0
Josh Hall	1	1-0

2ND SPOT

Cole Foster	32	23-8-1
Bobby Peirce	14	5-9
Ike Irish	5	3-2
Brody Moss	2	2-0
Chris Stanfield	2	1-1
Mike Bello	1	0-1

3RD SPOT

Ike Irish	23	8-15
Bobby Peirce	17	13-4
Justin Kirby	11	10-0-1
Bryson Ware	5	3-2

CLEANUP

Ike Irish	20	16-3-1
Bryson Ware	20	6-14
Cooper McMurray	11	9-2
Justin Kirby	3	2-1

5TH SPOT

Bryson Ware	28	23-4-1
Justin Kirby	14	6-8
Cooper McMurray	11	3-8
Nate LaRue	2	2-0
Bobby Peirce	1	1-0

6TH SPOT

Cooper McMurray	10	6-4
Kason Howell	9	4-4-1
Ike Irish	8	7-1
Chris Stanfield	7	4-3
Ryan Dyal	6	4-2
Cole Foster	6	4-2
Justin Kirby	5	1-4
Bobby Peirce	4	3-1
Gavin Miller	1	1-0

7TH SPOT

Kason Howell	29	18-11
Chris Stanfield	11	7-4
Cooper McMurray	3	2-0-1
Gavin Miller	3	1-2
Caden Green	2	1-1
Cam Hill	2	2-0
Bryson Ware	2	1-1
Ryan Dyal	1	1-0
Cole Foster	1	1-0
Justin Kirby	1	0-1
Brody Moss	1	0-1

8TH SPOT

Nate LaRue	22	10-11-1
Caden Green	18	13-5
Carter Wright	4	4-0
Brody Wortham	3	2-1
Mike Bello	2	0-2
Josh Hall	2	1-1
Cam Hill	2	1-1
Cooper McMurray	2	2-0
Bryson Ware	1	1-0

9TH SPOT

Caden Green	27	14-12-1
Nate LaRue	19	13-6
Brody Moss	4	3-1
Carter Wright	3	2-1
Kason Howell	2	2-0
Mike Bello	1	0-1

AUBURN 2023 GAME-BY-GAME STARTING LINEUPS

DATE	OPP	1	2	3	4	5	6	7	8	9	SP
2/17	Indiana	Peirce	Foster	Irish	Kirby	LaRue	McMurray	Howell	Ware	Green	Allsup
2/18	Indiana	Peirce	Foster	Irish	Kirby	LaRue	Howell	Ware	Wortham	Green	Gonzalez
2/19	Indiana	Peirce	Foster	Irish	Kirby	McMurray	Howell	Ware	LaRue	Green	Nelson
2/21	vs. North Alabama	Peirce	Moss	Kirby	Irish	Ware	Dyal	Foster	Hill	Howell	Copeland
2/24	USC	Peirce	Moss	Kirby	Irish	Ware	Foster	Hill	LaRue	Howell	Allsup
2/25	USC	Peirce	Foster	Kirby	Irish	Ware	Howell	McMurray	LaRue	Moss	Herberholz
2/26	USC	Peirce	Foster	Kirby	Irish	Ware	Howell	McMurray	LaRue	Green	Isbell
3/1	Florida A&M	Hall	Foster	Kirby	Irish	Ware	Dyal	Howell	McMurray	Moss	Vail
3/3	Lipscomb	Howell	Foster	Kirby	Irish	Ware	Stanfield	McMurray	LaRue	Green	Bauman
3/4	Lipscomb	Howell	Foster	Kirby	Irish	Ware	Dyal	Stanfield	McMurray	Green	Herberholz
3/5	Lipscomb	Howell	Foster	Kirby	Irish	Ware	Stanfield	Hill	LaRue	Green	Crotchfelt
3/7	UAB	Howell	Foster	Kirby	Irish	Ware	Peirce	Stanfield	LaRue	Moss	Vail
3/8	at Jacksonville State	Bello	Foster	Kirby	Irish	Ware	Dyal	Stanfield	Wright	Green	Copeland
3/10	Southeastern	Howell	Foster	Kirby	Irish	Ware	Stanfield	Dyal	LaRue	Green	Bauman
3/11	Southeastern	Howell	Bello	Irish	Ware	Kirby	Stanfield	Moss	LaRue	Green	Crotchfelt
3/11	Southeastern	Howell	Stanfield	Irish	Ware	Kirby	Dyal	Miller	Hill	Green	Herberholz
3/14	Georgia Tech	Howell	Stanfield	Irish	Ware	Kirby	Miller	Green	Hall	LaRue	Vail
3/17	at Arkansas*	Howell	Foster	Irish	Ware	Kirby	Stanfield	Green	Hall	LaRue	Vail
3/18	at Arkansas*	Howell	Foster	Irish	Ware	Kirby	Dyal	Stanfield	Bello	Moss	Crotchfelt
3/19	at Arkansas*	Howell	Foster	Irish	Ware	Kirby	Stanfield	Miller	LaRue	Bello	Copeland
3/21	vs. South Alabama	Howell	Foster	Irish	Ware	Kirby	Stanfield	Miller	Wortham	Wright	Nelson
3/23	Georgia*	Howell	Foster	Ware	Irish	Kirby	Peirce	Stanfield	LaRue	Green	Vail
3/24	Georgia*	Howell	Foster	Ware	Irish	Kirby	Peirce	Stanfield	Wright	Green	Bauman
3/25	Georgia*	Howell	Foster	Ware	Irish	Kirby	Peirce	Stanfield	LaRue	Green	Crotchfelt
3/28	North Alabama	Foster	Peirce	Ware	Irish	Kirby	McMurray	Howell	Wright	Green	Nelson
3/31	at Florida*	Foster	Peirce	Irish	Ware	Kirby	McMurray	Howell	LaRue	Green	Cannon
4/1	at Florida*	Foster	Peirce	Irish	Ware	Kirby	McMurray	Howell	LaRue	Green	Armstrong
4/2	at Florida*	Foster	Peirce	Irish	Ware	Kirby	McMurray	Howell	LaRue	Green	Vail
4/4	at UAB	Foster	Peirce	Irish	Ware	McMurray	Kirby	Howell	LaRue	Green	Copeland
4/6	Texas A&M*	Foster	Peirce	Irish	Ware	McMurray	Kirby	Howell	LaRue	Green	Cannon
4/7	Texas A&M*	Foster	Peirce	Irish	Ware	McMurray	Howell	Stanfield	Wright	Green	Vail
4/7	Texas A&M*	Foster	Peirce	Irish	Ware	McMurray	Howell	Stanfield	Bello	Green	Sheehan
4/11	at Georgia Tech	Foster	Peirce	Irish	Ware	McMurray	Kirby	Howell	LaRue	Green	Allsup
4/14	at Alabama*	Foster	Peirce	Irish	Ware	McMurray	Howell	Stanfield	LaRue	Green	Vail
4/15	at Alabama*	Foster	Peirce	Irish	Ware	McMurray	Kirby	Howell	LaRue	Green	Nelson
4/16	at Alabama*	Foster	Peirce	Irish	Ware	McMurray	Howell	Stanfield	LaRue	Green	Herberholz
4/18	Samford	Foster	Peirce	Irish	Ware	McMurray	Kirby	Howell	LaRue	Green	Crotchfelt
4/21	Mississippi State	Stanfield	Foster	Peirce	Irish	Ware	McMurray	Howell	Green	LaRue	Vail
4/22	Mississippi State*	Stanfield	Foster	Peirce	Irish	Ware	McMurray	Howell	Green	LaRue	Herberholz
4/23	Mississippi State*	Stanfield	Foster	Peirce	Irish	Ware	McMurray	Howell	Green	LaRue	Crotchfelt
4/25	Troy	Foster	Peirce	Irish	Ware	McMurray	Howell	Kirby	Green	LaRue	Murphy
4/28	at South Carolina*	Stanfield	Irish	Peirce	McMurray	Ware	Foster	Howell	Green	LaRue	Vail
4/29	at South Carolina*	Stanfield	Irish	Peirce	McMurray	Ware	Foster	Howell	Green	LaRue	Herberholz
4/30	at South Carolina*	Stanfield	Irish	Peirce	McMurray	Ware	Foster	Howell	Green	LaRue	Cannon
5/5	LSU*	Stanfield	Irish	Peirce	McMurray	Ware	Foster	Howell	Green	LaRue	Allsup
5/6	LSU*	Stanfield	Irish	Peirce	McMurray	Ware	Foster	Howell	Green	LaRue	Vail
5/7	LSU*	Stanfield	Foster	Peirce	Irish	Ware	McMurray	Howell	Green	LaRue	Herberholz
5/12	at Ole Miss*	Stanfield	Foster	Peirce	McMurray	Ware	Irish	Howell	Green	LaRue	Allsup
5/12	at Ole Miss*	Stanfield	Foster	Peirce	McMurray	Ware	Irish	Howell	Green	LaRue	Vail
5/13	at Ole Miss*	Stanfield	Foster	Peirce	McMurray	Ware	Irish	Howell	Green	LaRue	Herberholz
5/19	Missouri*	Stanfield	Foster	Peirce	McMurray	Ware	Irish	Howell	Green	LaRue	Allsup
5/19	Missouri*	Stanfield	Foster	Peirce	McMurray	Ware	Irish	Howell	Green	Wright	Copeland
5/20	Missouri*	Stanfield	Foster	Peirce	McMurray	Ware	Irish	Howell	Green	LaRue	Nelson
5/23	vs. Missouri#	Stanfield	Foster	Peirce	McMurray	Ware	Irish	Howell	Green	LaRue	Vail
5/24	vs. Vanderbilt#	Stanfield	Foster	Peirce	McMurray	Ware	Irish	Howell	Green	LaRue	Allsup
5/25	vs. Alabama#	Stanfield	Foster	Ware	Irish	Peirce	McMurray	Howell	Wortham	Wright	Copeland

* - SEC Game

- SEC Tournament

AUBURN 2023 GAME-BY-GAME STARTERS

DATE	OPP	SP	C	1B	2B	3B	SS	LF	CF	RF	DH
2/17	Indiana	Allsup	LaRue	McMurray	Green	Ware	Foster	Peirce	Howell	Kirby	Irish
2/18	Indiana	Gonzalez	LaRue	Wortham	Green	Ware	Foster	Peirce	Howell	Kirby	Irish
2/19	Indiana	Nelson	LaRue	McMurray	Green	Ware	Foster	Peirce	Howell	Kirby	Irish
2/21	vs. North Alabama	Copeland	Dyal	Hill	Moss	Ware	Foster	Peirce	Howell	Kirby	Irish
2/24	USC	Allsup	LaRue	Hill	Moss	Ware	Foster	Peirce	Howell	Kirby	Irish
2/25	USC	Herberholz	LaRue	McMurray	Moss	Ware	Foster	Peirce	Howell	Kirby	Irish
2/26	USC	Isbell	LaRue	McMurray	Green	Ware	Foster	Peirce	Howell	Kirby	Irish
3/1	Florida A&M	Vail	Dyal	McMurray	Moss	Ware	Foster	Hall	Howell	Kirby	Irish
3/3	Lipscomb	Bauman	LaRue	McMurray	Green	Ware	Foster	Stanfield	Howell	Kirby	Irish
3/4	Lipscomb	Herberholz	Dyal	McMurray	Green	Ware	Foster	Stanfield	Howell	Kirby	Irish
3/5	Lipscomb	Crotchfelt	LaRue	Hill	Green	Ware	Foster	Stanfield	Howell	Kirby	Irish
3/7	UAB	Vail	LaRue	Irish	Moss	Ware	Foster	Stanfield	Howell	Kirby	Peirce
3/8	at Jacksonville State	Copeland	Wright	Irish	Green	Ware	Foster	Bello	Stanfield	Kirby	Dyal
3/10	Southeastern	Bauman	LaRue	Irish	Green	Ware	Foster	Stanfield	Howell	Kirby	Dyal
3/11	Southeastern	Crotchfelt	LaRue	Irish	Moss	Ware	Green	Stanfield	Howell	Kirby	Bello
3/11	Southeastern	Herberholz	Dyal	Irish	Ware	Miller	Green	Stanfield	Howell	Kirby	Hill
3/14	Georgia Tech	Vail	LaRue	Irish	Ware	Miller	Green	Stanfield	Howell	Hall	Kirby
3/17	at Arkansas*	Vail	LaRue	Irish	Green	Ware	Foster	Stanfield	Howell	Hall	Kirby
3/18	at Arkansas*	Crotchfelt	Dyal	Irish	Moss	Ware	Foster	Stanfield	Howell	Kirby	Bello
3/19	at Arkansas*	Copeland	LaRue	Irish	Ware	Miller	Foster	Stanfield	Howell	Kirby	Bello
3/21	vs. South Alabama	Nelson	Wright	Wortham	Ware	Miller	Foster	Stanfield	Howell	Kirby	Irish
3/23	Georgia*	Vail	LaRue	Irish	Green	Ware	Foster	Stanfield	Howell	Kirby	Peirce
3/24	Georgia*	Bauman	Wright	Irish	Green	Ware	Foster	Stanfield	Howell	Kirby	Peirce
3/25	Georgia*	Crotchfelt	LaRue	Irish	Green	Ware	Foster	Stanfield	Howell	Kirby	Peirce
3/28	North Alabama	Wright	Wright	McMurray	Green	Ware	Foster	Peirce	Howell	Kirby	Irish
3/31	at Florida*	Cannon	LaRue	McMurray	Green	Ware	Foster	Peirce	Howell	Kirby	Irish
4/1	at Florida*	Armstrong	LaRue	McMurray	Green	Ware	Foster	Peirce	Howell	Kirby	Irish
4/2	at Florida*	Vail	LaRue	McMurray	Green	Ware	Foster	Peirce	Howell	Kirby	Irish
4/4	at UAB	Copeland	LaRue	McMurray	Green	Ware	Foster	Peirce	Howell	Kirby	Irish
4/6	Texas A&M*	Cannon	LaRue	McMurray	Green	Ware	Foster	Peirce	Howell	Kirby	Irish
4/7	Texas A&M*	Vail	Wright	McMurray	Green	Ware	Foster	Stanfield	Howell	Peirce	Irish
4/7	Texas A&M*	Sheehan	Irish	McMurray	Green	Ware	Foster	Stanfield	Howell	Peirce	Bello
4/11	at Georgia Tech	Allsup	LaRue	McMurray	Green	Ware	Foster	Peirce	Howell	Kirby	Irish
4/14	at Alabama*	Vail	LaRue	McMurray	Green	Ware	Foster	Stanfield	Howell	Peirce	Irish
4/15	at Alabama*	Nelson	LaRue	McMurray	Green	Ware	Foster	Peirce	Howell	Kirby	Irish
4/16	at Alabama*	Herberholz	LaRue	McMurray	Green	Ware	Foster	Stanfield	Howell	Peirce	Irish
4/18	Samford	Crotchfelt	LaRue	McMurray	Green	Ware	Foster	Peirce	Howell	Kirby	Irish
4/21	Mississippi State*	Vail	LaRue	McMurray	Green	Ware	Foster	Stanfield	Howell	Peirce	Irish
4/22	Mississippi State*	Herberholz	LaRue	McMurray	Green	Ware	Foster	Stanfield	Howell	Peirce	Irish
4/23	Mississippi State*	Crotchfelt	LaRue	McMurray	Green	Ware	Foster	Stanfield	Howell	Peirce	Irish
4/25	Troy	Murphy	LaRue	McMurray	Green	Ware	Foster	Peirce	Howell	Kirby	Irish
4/28	at South Carolina*	Vail	LaRue	McMurray	Green	Ware	Foster	Stanfield	Howell	Peirce	Irish
4/29	at South Carolina*	Herberholz	LaRue	McMurray	Green	Ware	Foster	Stanfield	Howell	Peirce	Irish
4/30	at South Carolina*	Cannon	LaRue	McMurray	Green	Ware	Foster	Stanfield	Howell	Peirce	Irish
5/5	LSU*	Allsup	LaRue	McMurray	Green	Ware	Foster	Stanfield	Howell	Peirce	Irish
5/6	LSU*	Vail	LaRue	McMurray	Green	Ware	Foster	Stanfield	Howell	Peirce	Irish
5/7	LSU*	Herberholz	LaRue	McMurray	Green	Ware	Foster	Stanfield	Howell	Peirce	Irish
5/12	at Ole Miss*	Allsup	LaRue	McMurray	Green	Ware	Foster	Stanfield	Howell	Peirce	Irish
5/12	at Ole Miss*	Vail	LaRue	McMurray	Green	Ware	Foster	Stanfield	Howell	Peirce	Irish
5/13	at Ole Miss*	Herberholz	LaRue	McMurray	Green	Ware	Foster	Stanfield	Howell	Peirce	Irish
5/19	Missouri*	Allsup	LaRue	McMurray	Green	Ware	Foster	Stanfield	Howell	Peirce	Irish
5/19	Missouri*	Copeland	Wright	McMurray	Green	Ware	Foster	Stanfield	Howell	Peirce	Irish
5/20	Missouri*	Nelson	LaRue	McMurray	Green	Ware	Foster	Stanfield	Howell	Peirce	Irish
5/23	vs. Missouri#	Vail	LaRue	McMurray	Green	Ware	Foster	Stanfield	Howell	Peirce	Irish
5/24	vs. Vanderbilt#	Allsup	LaRue	McMurray	Green	Ware	Foster	Stanfield	Howell	Peirce	Irish
5/25	vs. Alabama#	Copeland	Wright	McMurray	Wortham	Ware	Foster	Stanfield	Howell	Peirce	Irish

* - SEC Game

- SEC Tournament

SEC STATS



2023 Auburn Baseball
Conference statistics for Auburn (as of May 22, 2023)
(SEC games only Sorted by Batting avg)



Record: 17-13 Home: 10-5 Away: 7-8 SEC: 17-13

Player	avg	gp-gs	ab	r	h	2b	3b	hr	rbi	tb	slg%	bb	hp	so	gdp	ob%	sf	sh	sb-att	po	a	e	fld%	
8 Ware, Bryson	.333	30-30	120	38	40	4	0	12	29	80	.667	12	6	25	4	.420	0	1	2-3	21	37	7	.892	
27 Peirce, Bobby	.318	27-27	110	27	35	6	1	4	11	55	.500	10	6	27	1	.402	1	0	3-4	57	4	2	.968	
26 McMurray, Cooper	.310	26-24	84	22	26	4	0	11	35	63	.750	25	2	32	0	.469	2	0	1-1	145	7	0	1.000	
5 Howell, Kason	.288	30-30	111	19	32	10	3	2	21	54	.486	14	5	24	3	.389	1	0	5-5	86	3	1	.989	
7 Foster, Cole	.285	30-30	123	28	35	8	0	7	22	64	.520	16	3	30	1	.380	0	1	2-2	40	69	2	.982	
18 Irish, Ike	.275	30-30	120	23	33	7	0	5	24	55	.458	12	4	25	3	.353	3	0	1-1	60	1	3	.953	
3 Stanfield, Chris	.248	29-25	101	21	25	4	0	1	9	32	.317	14	1	32	0	.342	1	2	4-6	54	3	1	.983	
24 LaRue, Nate	.241	25-25	79	11	19	2	0	5	11	36	.456	7	3	29	1	.326	0	1	1-3	198	15	2	.991	
1 Green, Caden	.210	28-28	81	10	17	1	0	2	16	24	.296	11	3	22	2	.320	2	4	1-1	48	52	1	.990	

10 Wortham, Brody	.400	4-0	5	2	2	0	0	0	2	2	.400	1	0	1	0	.500	0	0	0-0	0	1	0	1.000	
4 Wright, Carter	.273	7-3	11	1	3	0	0	0	4	3	.273	2	1	0	0	.400	1	0	0-0	32	6	0	1.000	
14 Kirby, Justin	.222	14-11	45	2	10	1	0	1	5	14	.311	5	1	21	0	.314	0	0	3-3	21	0	0	1.000	
6 Dyal, Ryan	.143	4-1	7	0	1	0	0	0	0	1	.143	0	1	3	0	.250	0	0	0-0	12	0	0	1.000	
11 Miller, Gavin	.111	8-1	9	0	1	1	0	0	0	2	.222	0	2	4	0	.273	0	0	0-0	1	3	0	1.000	
31 Bello, Mike	.077	5-3	13	0	1	0	0	0	0	1	.077	0	0	4	0	.077	0	0	0-0	1	0	0	1.000	
2 Hall, Josh	.000	5-1	4	1	0	0	0	0	0	0	.000	0	0	1	0	.000	0	0	0-0	2	0	0	1.000	
9 Moss, Brody	.000	6-1	3	0	0	0	0	0	0	0	.000	0	0	1	0	.000	0	0	0-0	2	1	0	1.000	
16 Hill, Cam	.000	1-0	1	0	0	0	0	0	0	0	.000	0	0	1	0	.000	0	0	0-0	0	0	0	.000	
Totals	.273	30	1027	205	280	48	4	50	189	486	.473	129	38	282	15	.371	11	9	23-29	783	222	24	.977	
Opponents	.274	30	1014	198	278	55	2	30	186	427	.421	170	42	252	18	.396	11	6	15-22	781	241	21	.980	

LOB - Team (228), Opp (262). DPs turned - Team (23), Opp (19). IBB - Team (4), Ware, B. 2, Irish, I. 1, Stanfield, C 1, Opp (2). Picked off - Hall, J. 1, LaRue, N. 1.

(SEC games only Sorted by Earned run avg)

Player	era	w-l	app	gs	cg	sho	sv	ip	h	r	er	bb	so	2b	3b	hr	b/avg	wp	hp	bk	sfa	sha
29 Herberholz,Christia	2.30	1-1	10	5	0	0/0	0	31.1	26	10	8	15	27	7	0	2	.234	0	2	0	0	2
46 Allsup, Chase	4.15	1-1	10	3	0	0/1	0	21.2	21	13	10	17	20	1	1	2	.244	3	3	0	1	1
21 Vail, Tommy	4.21	3-1	10	9	0	0/0	0	47.0	37	24	22	30	54	7	0	3	.219	3	4	0	1	1
33 Cannon, Will	4.25	2-0	13	3	0	0/0	2	29.2	30	14	14	17	25	9	0	2	.273	4	6	0	2	1
54 Copeland, Konner	6.00	3-1	8	2	0	0/0	0	21.0	24	16	14	5	21	6	0	2	.286	0	3	0	1	0
25 Bauman, Tanner	6.61	3-1	14	1	0	0/1	1	32.2	30	24	24	19	23	6	0	5	.242	4	8	1	1	0
77 Crotchfelt, Zach	7.59	1-2	10	3	0	0/0	0	21.1	27	24	18	14	22	5	1	4	.300	1	1	0	0	0

44 Olson, Ryan	0.00	0-0	1	0	0	0/0	0	0.1	0	0	0	0	0	0	0	0	.000	0	0	0	0	0
23 Carlson, Parker	6.00	0-0	6	0	0	0/0	1	6.0	8	4	4	8	5	0	0	0	.320	0	0	0	0	0
41 Armstrong, John	6.75	2-2	9	1	0	0/0	0	14.2	25	15	11	9	11	3	0	2	.385	1	5	2	2	0
12 Nelson, Drew	8.10	1-2	10	2	0	0/0	1	13.1	10	12	12	13	17	4	0	2	.213	1	3	1	2	0
43 Isbell, Chase	8.74	0-0	12	0	0	0/0	1	11.1	14	11	11	9	14	3	0	3	.304	2	3	0	0	1
22 Murphy, Hayden	15.63	0-0	5	0	0	0/0	0	6.1	12	11	11	4	7	3	0	3	.414	2	0	0	1	0
47 Keshock, Cameron	36.00	0-0	3	0	0	0/0	0	2.0	7	8	8	1	2	1	0	0	.538	1	2	0	0	0
20 Sheehan, Tommy	36.00	0-1	2	1	0	0/0	0	1.0	2	4	4	4	2	0	0	0	.400	1	2	0	0	0
17 Horne, Trevor	54.00	0-1	3	0	0	0/0	0	1.1	5	8	8	5	2	0	0	0	.556	0	0	0	0	0
Totals	6.17	17-13	30	30	0	1/1	6	261.0	278	198	179	170	252	55	2	30	.274	23	42	4	11	6
Opponents	6.57	13-17	30	30	0	2/2	9	260.1	280	205	190	129	282	48	4	50	.273	32	38	2	11	9

PB - Team (8), LaRue, N. 7, Wright, C. 1, Opp (4). Pickoffs - Team (5), LaRue, N. 4, Cannon, W. 1, Opp (2). SBA/ATT - LaRue, N. (10-15), Irish, I. (5-5), Herberholz,C (1-4), Crotchfelt,Z (3-4), Nelson, D. (4-4), Cannon, W. (0-2), Horne, T. (2-2), Vail, T. (1-2), Bauman, T. (2-2), Carlson, P. (1-1), Wright, C. (0-1), Allsup, C. (1-1).

LAST 10 STATS



**2023 Auburn Baseball
Overall Statistics for Auburn (as of May 29, 2023)
(Last 10 Sorted by Batting avg)**



Record: 8-2 Home: 4-0 Away: 3-0 Neutral: 1-2 SEC: 7-0

Player	avg	gp-gs	ab	r	h	2b	3b	hr	rbi	tb	slg%	bb	hp	so	gdp	ob%	sf	sh	sb-att	po	a	e	fld%	
7 Foster, Cole	.395	10-10	43	14	17	2	0	6	14	37	.860	4	4	7	0	.490	0	0	2-2	14	20	2	.944	
5 Howell, Kason	.387	10-10	31	6	12	4	2	0	11	20	.645	10	3	4	0	.568	0	1	1-1	38	1	1	.975	
8 Ware, Bryson	.375	10-10	40	15	15	1	0	5	10	31	.775	7	1	7	1	.469	1	0	2-2	5	7	2	.857	
18 Irish, Ike	.366	10-10	41	10	15	5	0	3	10	29	.707	4	2	8	0	.447	0	0	0-0	0	0	0	.000	
27 Peirce, Bobby	.308	10-10	39	9	12	3	0	0	3	15	.385	5	4	9	0	.438	0	0	2-3	27	1	1	.966	
3 Stanfield, Chris	.256	10-10	43	12	11	3	0	1	5	17	.395	7	0	11	0	.353	1	0	4-5	28	0	0	1.000	
1 Green, Caden	.241	9-9	29	3	7	0	0	0	8	7	.241	4	1	8	0	.343	1	1	0-0	16	19	0	1.000	
26 McMurray, Cooper	.237	10-10	38	12	9	2	0	2	11	17	.447	11	0	9	1	.400	1	0	1-1	60	0	0	1.000	
24 LaRue, Nate	.219	9-8	32	5	7	1	0	2	4	14	.438	2	0	14	1	.265	0	0	0-0	57	7	0	1.000	

10 Wortham, Brody	.375	3-1	8	1	3	0	0	0	1	3	.375	0	0	2	0	.375	0	0	0-0	0	4	0	1.000	
4 Wright, Carter	.200	2-2	5	0	1	0	0	0	1	1	.200	1	0	1	0	.333	0	0	0-0	12	1	0	1.000	
14 Kirby, Justin	.000	1-0	2	0	0	0	0	0	0	0	.000	0	0	2	0	.000	0	0	0-0	1	0	0	1.000	
31 Bello, Mike	.000	1-0	1	0	0	0	0	0	0	0	.000	0	0	1	0	.000	0	0	0-0	0	0	0	.000	
9 Moss, Brody	.000	1-0	0	0	0	0	0	0	0	0	.000	0	0	0	0	.000	0	0	0-0	0	0	0	.000	
Totals	.310	10	352	87	109	21	2	19	78	191	.543	55	15	83	3	.420	4	2	12-14	258	64	6	.982	
Opponents	.234	10	321	39	75	10	0	6	38	103	.321	28	10	69	2	.309	7	1	6-8	250	83	10	.971	

LOB - Team (91), Opp (70). DPs turned - Team (3), Opp (3). IBB - Team (2), Ware, B. 2.

(Last 10 Sorted by Earned run avg)

Player	era	w-l	app	gs	cg	sho	sv	ip	h	r	er	bb	so	2b	3b	hr	b/avg	wp	hp	bk	sfa	sha		
21 Vail, Tommy	2.63	1-0	3	2	0	0/0	0	13.2	7	6	4	5	11	1	0	0	.149	1	1	0	1	0		
46 Allsup, Chase	3.14	1-1	3	3	0	0/1	0	14.1	10	6	5	7	10	0	0	0	.196	0	1	0	1	0		
25 Bauman, Tanner	4.22	1-0	4	0	0	0/1	1	10.2	10	5	5	1	6	2	0	1	.238	0	3	0	0	0		
54 Copeland, Konner	4.91	1-1	3	2	0	0/0	0	11.0	15	6	6	2	11	3	0	1	.326	0	0	0	2	0		

29 Herberholz,Christia	1.29	1-0	2	2	0	0/0	0	7.0	6	2	1	2	4	2	0	1	.222	0	1	0	0	0		
33 Cannon, Will	1.35	1-0	4	0	0	0/0	0	6.2	4	1	1	0	3	0	0	0	.200	2	1	0	2	0		
43 Isbell, Chase	3.18	1-0	3	0	0	0/0	0	5.2	8	2	2	3	5	0	0	1	.320	2	1	0	0	0		
77 Crotchfelt, Zach	4.05	0-0	3	0	0	0/0	1	6.2	5	3	3	2	9	2	0	0	.200	0	0	0	0	0		
12 Nelson, Drew	4.05	1-0	4	1	0	0/0	1	6.2	6	3	3	1	7	0	0	1	.240	0	2	1	1	0		
41 Armstrong, John	7.71	0-0	2	0	0	0/0	0	2.1	2	3	2	5	2	0	0	0	.286	2	0	0	0	1		
22 Murphy, Hayden	13.50	0-0	1	0	0	0/0	0	0.2	1	1	1	0	0	0	0	1	.333	0	0	0	0	0		
47 Keshock, Cameron	13.50	0-0	1	0	0	0/0	0	0.2	1	1	1	0	1	0	0	0	.333	0	0	0	0	0		
Totals	3.56	8-2	10	10	0	1/1	3	86.0	75	39	34	28	69	10	0	6	.234	7	10	1	7	1		
Opponents	8.42	2-8	10	10	0	0/0	1	83.1	109	87	78	55	83	21	2	19	.310	13	15	0	4	2		

PB - Team (1), LaRue, N. 1, Opp (2). Pickoffs - Team (1), LaRue, N. 1. SBA/ATT - LaRue, N. (4-6), Allsup, C. (3-4), Wright, C. (2-2), Bauman, T. (2-2), Nelson, D. (1-1), Cannon, W. (0-1).

SEC TOURNAMENT STATS



**2023 Auburn Baseball
Overall Statistics for Auburn (as of May 25, 2023)
(SEC Tournament Sorted by Batting avg)**



Record: 1-2 Home: 0-0 Away: 0-0 Neutral: 1-2 SEC: 0-0

Player	avg	gp-gs	ab	r	h	2b	3b	hr	rbi	tb	slg%	bb	hp	so	gdp	ob%	sf	sh	sb-att	po	a	e	fld%	
7 Foster, Cole	.364	3-3	11	4	4	0	0	2	5	10	.909	0	3	5	0	.500	0	0	0-0	8	9	1	.944	
18 Irish, Ike	.364	3-3	11	1	4	3	0	0	0	7	.636	3	0	2	0	.500	0	0	0-0	0	0	0	.000	
8 Ware, Bryson	.333	3-3	12	3	4	0	0	3	6	13	1.083	1	0	1	0	.357	1	0	1-1	2	1	1	.750	
10 Wortham, Brody	.333	2-1	6	0	2	0	0	0	1	2	.333	0	0	2	0	.333	0	0	0-0	0	4	0	1.000	
3 Stanfield, Chris	.308	3-3	13	4	4	1	0	1	2	8	.615	1	0	3	0	.357	0	0	3-3	8	0	0	1.000	
5 Howell, Kason	.222	3-3	9	0	2	0	0	0	0	2	.222	2	1	1	0	.417	0	1	0-0	10	0	0	1.000	
24 LaRue, Nate	.167	3-2	6	2	1	0	0	0	0	1	.167	2	0	4	0	.375	0	0	0-0	18	1	0	1.000	
27 Peirce, Bobby	.111	3-3	9	0	1	1	0	0	2	2	.222	3	0	3	0	.333	0	0	1-1	5	0	1	.833	
26 McMurray, Cooper	.091	3-3	11	3	1	1	0	0	1	2	.182	3	0	5	1	.286	0	0	0-0	18	0	0	1.000	
1 Green, Caden	.000	2-2	6	1	0	0	0	0	0	0	.000	1	0	2	0	.143	0	0	0-0	3	3	0	1.000	

14 Kirby, Justin	.000	1-0	2	0	0	0	0	0	0	0	.000	0	0	2	0	.000	0	0	0-0	1	0	0	1.000	
31 Bello, Mike	.000	1-0	1	0	0	0	0	0	0	0	.000	0	0	1	0	.000	0	0	0-0	0	0	0	.000	
4 Wright, Carter	.000	1-1	1	0	0	0	0	0	0	0	.000	1	0	1	0	.500	0	0	0-0	2	0	0	1.000	
Totals	.235	3	98	18	23	6	0	6	17	47	.480	17	4	32	1	.367	1	1	5-5	75	19	3	.969	
Opponents	.277	3	94	17	26	3	0	1	16	32	.340	15	1	19	1	.365	5	1	4-5	78	24	1	.990	

LOB - Team (25), Opp (24). DPs turned - Team (2), Opp (1).

(SEC Tournament Sorted by Earned run avg)

Player	era	w-l	app	gs	cg	sho	sv	ip	h	r	er	bb	so	2b	3b	hr	b/avg	wp	hp	bk	sfa	sha		
43 Isbell, Chase	0.00	1-0	1	0	0	0/0	0	3.0	3	0	0	2	2	0	0	0	.250	1	0	0	0	0		
33 Cannon, Will	0.00	0-0	1	0	0	0/0	0	3.0	2	0	0	0	0	0	0	0	.222	0	0	0	1	0		
77 Crotchfelt, Zach	0.00	0-0	1	0	0	0/0	1	2.1	1	0	0	0	4	0	0	0	.125	0	0	0	0	0		
21 Vail, Tommy	4.91	0-0	1	1	0	0/0	0	3.2	2	4	2	4	5	0	0	0	.154	0	0	0	1	0		
46 Allsup, Chase	5.40	0-1	1	1	0	0/0	0	5.0	3	3	3	4	2	0	0	0	.188	0	0	0	1	0		
54 Copeland, Konner	10.80	0-1	1	1	0	0/0	0	3.1	8	4	4	0	2	3	0	1	.471	0	0	0	1	0		

12 Nelson, Drew	0.00	0-0	1	0	0	0/0	0	1.0	2	0	0	0	1	0	0	0	.500	0	0	0	1	0		
41 Armstrong, John	9.00	0-0	1	0	0	0/0	0	2.0	1	3	2	4	2	0	0	0	.167	2	0	0	0	1		
25 Bauman, Tanner	16.20	0-0	1	0	0	0/0	0	1.2	4	3	3	1	1	0	0	0	.444	0	1	0	0	0		
Totals	5.04	1-2	3	3	0	0/0	1	25.0	26	17	14	15	19	3	0	1	.277	3	1	0	5	1		
Opponents	6.23	2-1	3	3	0	0/0	1	26.0	23	18	18	17	32	6	0	6	.235	2	4	0	1	1		

SBA/ATT - Allsup, C. (2-3), LaRue, N. (2-3), Bauman, T. (2-2), Wright, C. (2-2).

GAME SUMMARY



**2023 Auburn Baseball
Games Summary for Auburn (as of May 29, 2023)
(All games)**



Score by innings	1	2	3	4	5	6	7	8	9	EX	Total
Auburn	64	40	54	50	42	57	30	41	34	2	414
Opponents	52	30	37	42	33	40	34	50	23	4	345

Record when ...

Overall	34-21-1	After 6 leading	27-3-1
Conference	17-13 trailing	6-16
Non-Conference	17-8-1 tied	1-2
Home games	23-9-1	After 7 leading	24-1
Away games	8-10 trailing	5-19
Neutral site	3-2 tied	2-1-1
Day games	13-13-1	After 8 leading	25-0
Night games	21-8 trailing	1-19
vs Left starter	8-5 tied	2-1-1
vs Right starter	26-16-1		
1-Run games	8-5	Hit 0 home runs	3-7
2-Run games	3-2	... 1 home run	14-9
5+Run games	15-10	... 2+ home runs	17-5-1
Extra innings	2-1		
Shutouts	1-2	Opponent 0 home runs	18-6
	 1 home run	11-9
	 2+ HRs	5-6-1
Scoring 0-2 runs	1-6	Made 0 errors	20-8
..... 3-5 runs	4-7 1 error	8-8-1
..... 6-9 runs	15-7 2+ errors	6-5
..... 10+ runs	14-1-1		
Opponent 0-2 runs	11-0	Opp. made 0 errors	13-12
..... 3-5 runs	14-3 1 error	11-7
..... 6-9 runs	6-11 2+ errors	10-2-1
..... 10+ runs	3-7-1		
Scored in 1st inning	12-6-1	Out-hit opponent	26-5
Opp. scored in 1st	9-14-1	Out-hit by opponent	5-15
Scores first	19-8	Hits are tied	3-1-1
Opp. scores first	15-13-1		

Record when team scores:

Runs	0	1	2	3	4	5	6	7	8	9	10+
W-L	0-2	0-1	1-3	0-2	3-2	1-3	4-1	4-4	5-2	2-0	14-1

Record when opponent scores:

Runs	0	1	2	3	4	5	6	7	8	9	10+
W-L	1-0	7-0	3-0	7-1	4-1	3-1	3-3	1-2	1-4	1-2	3-7

Record when leading after:

Inn.	1	2	3	4	5	6	7	8
W-L	11-2	15-4	19-6	23-7	24-5	27-3	24-1	25-0

Record when trailing after:

Inn.	1	2	3	4	5	6	7	8
W-L	6-12	8-13	7-13	7-12	8-13	6-16	5-19	1-19

Record when tied after:

Inn.	1	2	3	4	5	6	7	8
W-L	17-7	11-4	8-2	4-2	2-3	1-2	2-1	2-1


Current losing streak: 2
 Longest winning streak: 10
 Longest losing streak: 4

Home attendance : 121756 (33 dates avg = 3689)
 Away attendance : 163404 (23 dates avg = 7104)
 Total attendance: 285160 (56 dates avg = 5092)

TV/RADIO ROSTER



1 CADEN GREEN



2 JOSH HALL




3 CHRIS STANFIELD



4 CARTER WRIGHT



5 KASON HOWELL



6 RYAN DYAL



7 COLE FOSTER



8 BRYSON WARE



9 BRODY MOSS



10 BRODY WORTHAM



11 GAVIN MILLER



12 DREW NELSON




14 JUSTIN KIRBY



16 CAM HILL



17 TREVOR HORNE



18 IKE IRISH



20 TOMMY SHEEHAN



21 TOMMY VAIL



22 HAYDEN MURPHY



23 PARKER CARLSON



24 NATE LARUE



25 TANNER BAUMAN



26 COOPER MCMURRAY



27 BOBBY PEIRCE




28 ELLIOT BRAY



29 CHRISTIAN HERBERHOLZ



31 MIKE BELLO



33 WILL CANNON



41 JOHN ARMSTRONG



43 CHASE ISBELL




44 RYAN OLSON



45 JOSEPH GONZALEZ



46 CHASE ALLSUP




47 CAMERON KESHOCK



51 TY MAULDIN



54 KONNER COPELAND



77 ZACH CROTCHFELT



30 BUTCH THOMPSON



36 KARL NONEMAKER



39 GABE GROSS



40 DARON SCHOENROCK