



2023 AUBURN BASEBALL

AUBURN ATHLETICS COMMUNICATIONS: 392 SOUTH DONAHUE DRIVE || AUBURN, AL 36849 || AUBURNTIGERS.COM || @AUBURN_BASEBALL

2023 SCHEDULE

Day	Date	Opponent	Time/Result
FRI	FEB. 17	INDIANA	W, 8-4
SAT	FEB. 18	INDIANA	W, 6-1
SUN	FEB. 19	INDIANA	L, 2-11
Tue	Feb. 21	vs. North Alabama	W, 13-1 (7)
FRI	FEB. 24	USC	W, 5-3
SAT	FEB. 25	USC	W, 12-6
SUN	FEB. 26	USC	T, 12-12
WED	MAR. 1	FLORIDA A&M	W, 18-8 (7)
FRI	MAR. 3	LIPSCOMB	W, 7-3
SAT	MAR. 4	LIPSCOMB	W, 12-11
SUN	MAR. 5	LIPSCOMB	W, 4-3
TUE	MAR. 7	UAB	W, 4-1
Wed	Mar. 8	at Jacksonville State	W, 6-3
FRI	MAR. 10	SOUTHEASTERN	W, 7-1
SAT	MAR. 11	SOUTHEASTERN	L, 3-8
SUN	MAR. 11	SOUTHEASTERN	L, 7-8
TUE	MAR. 14	GEORGIA TECH	W, 12-11 (12)
Fri	Mar. 17	at #3 Arkansas*	L, 2-7
Sat	Mar. 18	at #3 Arkansas*	L, 3-9
Sun	Mar. 19	at #3 Arkansas*	L, 0-5
Tue	Mar. 21	vs. South Alabama	W, 6-5
THU	MAR. 23	GEORGIA*	6 PM
FRI	MAR. 24	GEORGIA*	6 PM
SAT	MAR. 25	GEORGIA*	2 PM
TUE	MAR. 28	NORTH ALABAMA	6 PM
Fri	Mar. 31	at Florida*	5:30 pm
Sat	Apr. 1	at Florida*	5:30 pm
Sun	Apr. 2	at Florida*	12 pm
Tue	Apr. 4	at UAB	6 pm
THU	APR. 6	TEXAS A&M*	7 PM
FRI	APR. 7	TEXAS A&M*	6 PM
SAT	APR. 8	TEXAS A&M*	3:30 PM
Tue	Apr. 11	at Georgia Tech	5 pm
Fri	Apr. 14	at Alabama*	6 p.m.
Sat	Apr. 15	at Alabama*	6 p.m.
Sun	Apr. 16	at Alabama*	1 p.m.
TUE	APR. 18	SAMFORD	6 PM
FRI	APR. 21	MISSISSIPPI STATE*	6 PM
SAT	APR. 22	MISSISSIPPI STATE*	2 PM
SUN	APR. 23	MISSISSIPPI STATE*	1 PM
TUE	APR. 25	TROY	6 pm
Fri	Apr. 28	at South Carolina*	6 pm
Sat	Apr. 29	at South Carolina*	3 pm
Sun	Apr. 30	at South Carolina*	11 am
FRI	MAY 5	LSU*	6 PM
SAT	MAY 6	LSU*	8 PM
SUN	MAY 7	LSU*	1 PM
Tue	May 9	at Samford	6 pm
Thu	May 11	at Ole Miss*	7 pm
Fri	May 12	at Ole Miss*	6:30 pm
Sat	May 13	at Ole Miss*	2 pm
TUE	MAY 16	JACKSONVILLE STATE	6 PM
THU	MAY 18	MISSOURI*	6 PM
FRI	MAY 19	MISSOURI*	6 PM
SAT	MAY 20	MISSOURI*	2 PM

POSTSEASON

May 23-28	SEC Tournament	TBA
June 2-5	NCAA Regionals	TBA
June 9-12	NCAA Super Regionals	TBA
June 16-26	College World Series	TBA

Home games in **BOLD CAPS**

All home games at Plainsman Park | All times central

* SEC game

GAMES 22-24

AUBURN, ALA. (Samford Stadium-Hitchcock Field at Plainsman Park)



AUBURN TIGERS (14-6-1, 0-3 SEC)

Head Coach: Butch Thompson (Birmingham-Southern, 1992)

Career Record: 275-191-1 (9th season) | Record at Auburn: 236-170-1 (8th season)

VS.



GEORGIA BULLDOGS (14-7, 0-3 SEC)

Head Coach: Scott Stricklin (Kent State, 1995)

Career Record: 634-404-1 (19th season) | Record at UGA: 284-216-1 (10th season)

» QUICK HITTERS

- Auburn is 3-3 in SEC home openers under head coach Butch Thompson.
- The Tigers have gone on to win all three of those series they have won the series opener.
- The team is 4-0 in series openers at home this season, outscoring the opponent 27-11.
- Auburn is 11-3-1 at home this year and has won 24 of its last 30 home games (24-5-1) dating back to the middle of last season.
- Kason Howell is the NCAA active leader in career doubles (59). Howell is hitting .343 (12-for-35) with 11 runs, five doubles, three homers and seven RBI in the last eight games.
- The team's win against South Alabama Tuesday was its fifth one-run game of the season. The Tigers are 4-1 in one-run games this year and 14-6 in one-run games since the beginning of 2022.
- The Tigers are 181-169-4 all-time against the Bulldogs, including 86-64-4 at Plainsman Park.
- In a series that dates back to 1896, Auburn has played more games against Georgia (354) than any other opponent in program history.

PITCHING MATCHUP

AUBURN		GEORGIA	
THU GR LHP Tommy Vail	(2-1, 2.55)	vs. FR RHP Kolten Smith	(1-0, 5.19)
FRI TBA		vs. JR LHP Jaden Woods	(3-0, 2.96)
SAT FR LHP Zach Crotchfelt	(0-1, 4.87)	vs. JR LHP Liam Sullivan	(3-1, 2.28)

GAME INFO

Date: Thursday-Saturday, Mar. 23-25, 2023
Game Time: 6 p.m. / 6 p.m. / 2 p.m. CT
Site: Auburn, Ala. / Plainsman Park (4,096)
TV: SEC Network (Thu) / SEC Network+ (Fri-Sat)
Talent: Tom Hart (pxp), David Dellucci (color)
Talent: Lyn Rollins, Kyle Wren, Wiley Ballard, Mark Fuller
Radio: 93.9 FM | AuburnTigers.com
Talent: Andy Burcham, Brad Law
Live Stats: StatBroadcast.com
Twitter Updates: @AuburnBaseball
Postgame Recap: AuburnTigers.com
Series History: Auburn leads, 181-169-4
Auburn: Auburn leads, 86-64-4
Athens: Auburn trails, 75-88
Neutral: Auburn trails, 4-7
Last Meeting: Auburn 9, Georgia 7 (5/1/23)
Streak: W2

AUBURN

14-6-1, 0-3 SEC

Team Leaders

Batting Average:	SR IF Bryson Ware (.421)
Runs:	SR IF Bryson Ware (21)
2B:	FR IF/DH Ike Irish (12)
HR:	SR IF Bryson Ware (9)
RBI:	SR IF Bryson Ware (23)
Stolen Bases:	GR OF Justin Kirby (5-5)

GEORGIA

14-7, 0-3 SEC

Team Leaders

Batting Average:	R-FR IF/OF Charlie Condon (.500)
Runs:	GR OF Connor Tate (30)
2B:	GR OF Connor Tate (10)
HR:	R-FR IF/OF Charlie Condon (9)
RBI:	R-FR IF/OF Charlie Condon (36)
Stolen Bases:	GR OF Ben Anderson (5-6)

POTENTIAL STARTING LINEUP

Pos.	#	Player	AVG	AB	R	H	2B	3B	HR	RBI	SB-SBA	BB
C	24	Nate LaRue	.089	45	3	4	0	0	0	3	3-3	6
1B	18	Ike Irish	.407	86	17	35	12	1	0	17	1-1	10
2B	8	Bryson Ware	.421	76	21	32	7	1	9	23	2-2	10
3B	11	Gavin Miller	.294	17	3	5	1	0	0	2	0-0	4
SS	7	Cole Foster	.375	64	16	24	3	0	2	18	1-3	15
LF	3	Chris Stanfield	.340	50	7	17	3	2	1	11	2-2	4
CF	5	Kason Howell	.293	82	17	24	11	0	3	12	0-0	6
RF	14	Justin Kirby	.273	77	20	21	6	1	7	20	5-5	19
DH	6	Ryan Dyal	.261	23	4	6	0	0	0	3	0-0	3



AUBURN'S RECORD WHEN...

	2023	Under Thompson
Overall	14-6-1	236-170-1
SEC	0-3	79-103
Non-Conference	14-3-1	136-50-1
Postseason	0-0	21-17
Home	11-3-1	157-75-1
Away	1-3	53-72
Neutral	2-0	22-20
Current streak	W1	W1
Last 5 games	2-3	2-3
Last 10 games	5-5	5-5

Situational:

AU scores first	8-2	154-56
Opp. scores first	6-4-1	82-114-1
AU scores 4+ runs	14-1-1	215-74-1
AU scores 3 runs or less	0-5	21-96
AU leads after 7 innings	11-1	191-17
8 innings	10-0	212-14
AU trails after 7 innings	2-5	18-125
8 innings	0-6	7-135
Game tied after 7 innings	1-0-1	22-24-1
8 innings	2-0-1	8-15-1
Extra Innings	1-0	12-18
1-run games	4-1	50-45
2-run games	1-0	3-17
3-run games	2-0	26-23
Games decided by 5+ runs	5-5	105-54
vs. LH Starter	3-1	69-52
vs. RH Starter	11-5-1	168-117-1
More hits than opponent	12-0	175-29
Fewer hits than opponent	1-6	38-130
Hits are tied	1-0-1	21-12-1
AU has 10+ hits	10-0-1	146-62-1
Opp. has 10+ hits	2-3-1	55-104-1
Hit a home run	12-5-1	156-75-1
Opp. hits a home run	7-5-1	106-112-1
AU quality start	0-0	68-22
Opp. quality start	1-4	27-63
AU commits no errors	7-2	107-43
Opp. commits no error	6-4	68-86

By Day:

Sunday	1-2-1	36-32-1
Monday	0-0	3-2
Tuesday	4-0	49-18
Wednesday	2-0	20-7
Thursday	0-0	8-16
Friday	4-1	56-39
Saturday	3-3	60-53
Day Games (first pitch before 6 p.m.)	5-6-1	127-92-1
Night Games (first pitch after 6 p.m.)	9-0	109-78
Doubleheaders	0-2	26-18

By Month:

February	5-1-1	50-15-1
March	9-5	83-46
April	0-0	51-49
May	0-0	34-47
June	0-0	16-10

By Jersey:

White	2-0	59-33
Blue	6-1	49-34
Orange	0-0	49-35
Gray	1-2	29-40
Pinstripes	2-2-1	37-25-1
Cream Throwback	3-1	11-3

UNIVERSITY INFORMATION

Location	Auburn, Ala.
Enrollment	31,526
Founded	October 1, 1856
Nickname	Tigers
Colors	Burnt Orange and Navy Blue
President	Dr. Christopher B. Roberts
Athletics Director	John Cohen
Conference	Southeastern (SEC West)
Stadium / Capacity	Samford Stadium-Hitchcock Field at Plainsman Park / 4,096
Ticket Office Phone	855-282-2010

BASEBALL COACHING / SUPPORT STAFF

Head Coach	Butch Thompson (Birmingham-Southern, 1992)
Record at Auburn / Seasons	236-170-1 (.581) / 8th
Career Coaching Record / Seasons	275-191-1 (.590) / 9th
Assistant Coach	Karl Nonemaker (Vanderbilt, 2002)
Assistant Coach	Gabe Gross (Auburn, 2012)
Pitching Coach	Daron Schoenrock (Tennessee Tech, 1984)
Director of Player Development	Aaron Everett (UT Martin, 2012)
Director of Operations	Greg Drye (Southern Miss, 1998)
Athletic Trainer	Anthony Sandersen (South Dakota State, 2004)
Strength & Conditioning	Chris Joyner (Minnesota State - Mankato, 2001)

PROGRAM HISTORY

Modern Era Program Record (since 1949)	2,044-1,403-5 (.593)
College World Series Appearances / Last	6 / 2022
College World Series Record	4-12 (.250)
NCAA Regional Appearances / Last	23 / 2022
NCAA Regional Record	54-45 (.545)
NCAA Super Regional Appearances / Last	4 / 2022
NCAA Super Regional Record	5-6 (.455)
Last Postseason Opponent	Arkansas / 2022 College World Series
Result	Lost, 11-1

POSTSEASON HISTORY

College World Series Appearances: 6 (1967, 1976, 1994, 1997, 2019, 2022)

Super Regional Appearances: 4 (1999, 2018, 2019, 2022)

NCAA Regional Appearances: 23 (1963, 1967, 1976, 1978, 1987, 1989, 1993-95, 1997-2003, 2005, 2010, 2015, 2017, 2018, 2019, 2022)

NCAA Regional Titles: 8 (1967, 1976, 1994, 1997, 1999, 2018, 2019, 2022)

MEDIA RELATIONS

Baseball Contact: George Nunnelley, Asst. Director - Athletics Comm.

Cell: 502-609-9982

Email: gnnunnelley@auburn.edu

Twitter: @gnunnelley

Associate AD: Kirk Sampson

2023 AUBURN BASEBALL ROSTER

No.	Name	Pos.	Cl.	B/T	Ht.	Wt.	Exp.	Hometown (Previous School)
1	Caden Green	IF	Jr.	R/R	5-11	164	JC	Tulsa, Okla. (Seminole State)
2	Josh Hall	OF	Gr.	L/R	5-9	174	2L	Homewood, Ala. (Ole Miss)
3	Chris Stanfield	OF	Fr.	R/R	6-1	189	FR	Tallahassee, Fla. (Chiles)
4	Carter Wright	C	Jr.	R/R	6-0	195	JC	Blairsville, Ga. (Iowa Western)
5	Kason Howell	OF	5th	R/R	6-0	178	4L	Argyle, Texas (Liberty Christian)
6	Ryan Dyal	C	R-Jr.	L/R	5-10	197	2L	Senoia, Ga. (East Coweta)
7	Cole Foster	IF	Jr.	S/R	6-1	193	2L	Plano, Texas (Plano Senior)
8	Bryson Ware	IF/OF	Sr.	R/R	6-2	193	2L	Madison, Miss. (Pearl River)
9	Brody Moss	IF	So.	L/R	5-11	183	1L	Helena, Ala. (Helena)
10	Brody Wortham	IF	Gr.	R/R	6-1	187	TR	Wedowee, Ala. (West Georgia)
11	Gavin Miller	IF	Fr.	R/R	5-11	192	HS	Oakdale, Pa. (West Allegheny)
12	Drew Nelson	LHP/OF	Fr.	L/L	5-11	198	HS	Troy, Ala. (Pike Liberal Arts)
14	Justin Kirby	OF	Gr.	R/R	5-11	203	TR	Alpharetta, Ga. (Kent State)
16	Cam Hill	IF	Jr.	L/L	6-4	219	2L	Madison, Ala. (Bob Jones)
17	Trevor Horne	RHP	R-Fr.	L/R	6-3	203	RS	Phenix City, Ala. (Glenwood Academy)
18	Ike Irish	C	Fr.	L/R	6-2	202	HS	Hudsonville, Mich. (St. Mary's Prep)
20	Tommy Sheehan	LHP	Gr.	L/L	6-0	210	1L	Brielle, N.J. (Notre Dame)
21	Tommy Vail	LHP	Gr.	R/L	5-11	190	TR	Seattle, Wash. (Notre Dame/TCU)
22	Hayden Murphy	RHP/IF	Fr.	R/R	6-3	185	HS	Chula, Ga. (Tiftarea Academy)
23	Parker Carlson	RHP	So.	R/R	6-1	184	1L	Mobile, Ala. (Faith Academy)
24	Nate LaRue	C	Sr.	R/R	6-3	223	3L	Mobile, Ala. (McGill-Toolen)
25	Tanner Bauman	LHP	Jr.	L/L	6-4	208	JC	Jacksonville, Fla. (St. John's River State)
26	Cooper McMurray	IF	R-So.	L/L	6-3	258	TR	Tulsa, Okla. (Kansas)
27	Bobby Peirce	OF	R-Sr.	R/R	6-0	183	2L	Scottsdale, Ariz. (South Mountain)
28	Elliott Bray	RHP	Fr.	R/R	6-0	219	HS	Hartselle, Ala. (Hartselle)
29	Christian Herberholz	RHP	R-Jr.	R/R	5-11	197	JC	Scottsboro, Ala. (Southern Union)
31	Mike Bello	OF	So.	L/L	6-0	203	1L	Oak Ridge, N.J. (Pope John XXIII)
33	Will Cannon	RHP	So.	R/R	6-1	187	JC	Phenix City, Ala. (Northwest Florida State)
41	John Armstrong	RHP	So.	R/R	5-11	225	1L	Marietta, Ga. (Harrison)
43	Chase Isbell	RHP	Sr.	R/R	6-2	210	1L	Springville, Ala. (Samford)
44	Ryan Olson	RHP	Fr.	R/R	6-1	206	HS	Auburn, Ala. (Auburn)
45	Joseph Gonzalez	RHP	Jr.	R/R	6-4	233	2L	Humacao, P.R. (Leadership Christian Academy)
46	Chase Allsup	RHP	So.	R/R	6-1	238	1L	Dothan, Ala. (Dothan)
47	Cameron Keshock	RHP	Fr.	R/R	6-6	215	HS	Spanish Fort, Ala. (Spanish Fort)
51	Ty Mauldin	IF	Jr.	L/R	6-0	196	JC	Trussville, Ala. (Snead State)
54	Konner Copeland	LHP	Sr.	L/L	6-2	178	1L	Mobile, Ala. (Pensacola State)
77	Zach Crotchfelt	LHP	Fr.	L/L	6-2	210	HS	Jackson, N.J. (Jackson Memorial)

COACHES & STAFF

30	Butch Thompson	Head Coach
36	Karl Nonemaker	Assistant Coach
39	Gabe Gross	Assistant Coach
40	Daron Schoenrock	Pitching Coach
	Aaron Everett	Director of Player Development
	Greg Drye	Director of Operations
	Sara Elizabeth Jackson	Special Assistant to the Head Coach
	Chris Joyner	Strength & Conditioning
	Anthony Sandersen	Athletic Trainer
	Wyn Grantham	Athletic Trainer Intern

PRONUNCIATION GUIDE

Tanner BAUMAN BOW-man (of a boat)
 Ryan DYAL.....DIAL
 KASON Howell..... KAY-son
 Chase ISBELL.....IZ-bull
 Cameron KESHOCK..... KEY-shock
 Ty MAULDIN MALL-den
 Daron SCHOENROCK SHOW-in-rock
 Brody WORTHAM.....WORTH-um

30 BUTCH THOMPSON HEAD COACH

THE AUBURN SKIPPER

- Nine College World Series appearances / 18 postseason appearances
- 2013 National Runner-up (Mississippi State)
- 2001 National Champion (Birmingham-Southern)
- 2014 Baseball America/ABCA National Assistant Coach of the Year
- 2006 FCA Coach of the Year
- Coached 20 pitchers who went on to pitch in the Major Leagues
- Recruited and coached 38 pitchers who were drafted out of college that weren't drafted out of high school

Butch Thompson enters his eighth season at the helm of the program in 2023, posting a record of 222-164 in his first seven seasons. He has led the program to the College World Series in two of the last three postseasons.

Butch Thompson was named Auburn's head baseball coach on October 22, 2015 and enters his eighth season with the Tigers in 2023.

Thompson has returned the Tigers to prominence in seven seasons on The Plains as he has guided the team to a 222-164 overall record and has advanced to the NCAA Tournament four of the last five postseasons, including three Super Regional appearances in the last four years and two trips to the College World Series in the last three postseasons.

Thompson, who spent three seasons as an assistant coach and recruiting coordinator at Auburn from 2006-08, returned to The Plains after seven seasons at Mississippi State as both associate head coach and pitching coach.

A native of Amory, Miss., Thompson has coached 33 Division I All-Americans and 43 all-conference performers. He has seen 20 of his former pitchers called up to Major League Baseball, including 14 since 2014. Thompson has also turned 38 pitchers who went undrafted out of high school into MLB draft picks.

Along with his pitching pedigree, Thompson is also considered one of the top recruiters in the country. Since 2003, he has secured 15 recruiting classes that were ranked in the top 10 by either Baseball America or Perfect Game, including the program record No. 4 class in 2017 and No. 5 class in 2022. His classes signed from 2006-08 at Auburn each ranked in the top 18 nationally.

In 30 years of coaching at the collegiate level, including 21 in the Southeastern Conference, Thompson has coached nine College World Series participants, including leading the Tigers to the program's first trip to the College World Series in 22 years in 2019 and taking the team back for the second time in three seasons in 2022. Auburn is one of six programs to appear in two of the last three College World Series, and Thompson is one of five active SEC coaches who have taken their program to a pair of College World Series in a three-year span. Thompson has also coached one national champion and a national runner-up, won nine conference championships and made 18 postseason appearances.

Thompson was named the 2006 Fellowship of Christian Athletes SEC Coach of the Year while at Auburn and the 2014 Baseball America and American Baseball Coaches Association (ABCA) National Assistant Coach of the Year while at Mississippi State.

During his tenure with the Tigers, Thompson has led the team to three straight NCAA Tournament appearances from 2017-19 for the first time since 2001-03, including back-to-back super regionals in 2018 and 2019 for the first time in program history. Auburn has finished five of Thompson's seven seasons in the top 25, including three in the top 10. The No. 5 national ranking to finish 2022 was tied for the second highest mark in program history.

The 2022 season marked one of the most successful in recent program history as the Tigers went 43-22 overall and 16-13 in SEC play. The 43 wins were tied for the most since 1999, and the winning conference record marked the Tigers' third under Thompson after doing so just once from 2004-15.

Auburn went 37-18 in the regular season and lost back-to-back games on just three occasions before being selected as a regional host for the first time since 2010. The Tigers swept Southeastern, Florida State and UCLA in the regional, outscoring them 51-18 in the process, before becoming the first team to defeat Oregon State in a home super regional by taking down the Beavers in a dramatic winner-take-all game three. Auburn moved on to Omaha and defeated Stanford 6-2 to secure the program's first College World Series win since 1997.

In seven seasons at MSU, Thompson made four NCAA regional trips, two Super



Regionals, won the SEC Tournament and advanced to the College World Series finishing as NCAA runner-up in 2013. In three of his last four seasons in Starkville, the Bulldogs' staff ERA finished no higher than 3.06. Thompson's 2013 pitching staff was one of two nationally to finish in the top 15 in ERA, strikeouts per nine innings and hits allowed per nine innings.

In addition to his experience at Auburn and Mississippi State, Thompson also spent four seasons at Georgia from 2002-05, including a trip to the College World Series in 2004. While there, he guided the development of future Major Leaguers Josh Fields, Mitchell Boggs and Brooks Brown.

Thompson launched his coaching career as pitching coach and top assistant at Huntingdon College (Ala.) in 1993, before returning to his alma mater in Birmingham, where he helped lead the Panthers to back-to-back Southern States Conference Championships and in 1995 coached BSC to its first NAIA World Series berth.

Thompson left BSC briefly to serve as head coach at Jefferson State Community College in Birmingham in 1997. While at JSCC, he was honored as the Regional Tournament Coach of the Year, the ABCA Alabama Junior College Coach of the Year and the Southeast Region Coach of the Year after guiding JSCC to a 39-21 mark, the AJCAA Region 22 State Championship and a third-place finish in the NJCAA Division II World Series.

He returned to Birmingham-Southern as top assistant the following season, beginning a four-year run during the most successful span in BSC baseball history. The Panthers won 196 games and four TranSouth Conference Championships and made three-consecutive appearances in the NAIA World Series. BSC's 2001 team posted a school-best 55-11 mark and captured the NAIA National Championship.

In 2002, Thompson joined the SEC baseball coaching fraternity as a pitching coach and recruiting coordinator at Georgia and has been a part of the league for the past 17 seasons.

Thompson currently serves as the large-school representative for the Alabama Baseball Coaches Association and is an All-American committee member representing the South region for the ABCA.

Thompson prepped at Amory (Miss.) High School and later starred as a pitcher at Itawamba (Miss.) Community College from 1989-90. He is a member of both the ICC Athletic Hall of Fame (Class of 2014) and MACCC Hall of Fame (Class of 2021).

Thompson earned a Bachelor's Degree in History at BSC in 1992 and completed a Master's Degree in Sports Administration at UAB in 1996. He is married to the former Robin Ashe of Birmingham, Ala., and they are the parents of three daughters --- Anna, Olivia and Madelyn Gail.

NATIONAL POLLS

NEWS & NOTES

BASEBALL AMERICA

Mar. 20

1. LSU*
2. Florida*
3. Louisville
4. Wake Forest
5. Vanderbilt
6. Arkansas*
7. Virginia
8. Stanford
9. UCLA
10. East Carolina
11. Tennessee
12. Texas A&M*
13. Miami
14. South Carolina*
15. Ole Miss*
16. Texas Tech
17. Boston College
18. Missouri*
19. North Carolina
20. Oklahoma State
21. Campbell
22. FGCU
23. Iowa
24. UC Santa Barbara
25. Kentucky

D1 BASEBALL

Mar. 20

1. LSU*
2. Wake Forest
3. Florida*
4. Vanderbilt
5. Arkansas*
6. Louisville
7. UCLA
8. Virginia
9. Stanford
10. East Carolina
11. South Carolina*
12. Tennessee
13. Ole Miss*
14. Texas Tech
15. North Carolina
16. Boston College
17. Miami
18. Campbell
19. FGCU
20. Oklahoma State
21. Texas A&M*
22. Missouri*
23. Kentucky
24. West Virginia
25. Grand Canyon

USA TODAY

Mar. 20

1. LSU*
2. Wake Forest
3. Florida*
3. Arkansas*
5. Vanderbilt
6. Louisville
7. Virginia
8. UCLA
9. Stanford
10. East Carolina
11. South Carolina*
12. Tennessee
13. Ole Miss*
14. Texas Tech
15. Oklahoma State
16. North Carolina
17. Boston College
18. Texas A&M*
19. Campbell
20. Miami
21. Missouri*
22. Kentucky
23. FGCU
24. N.C. State
25. Alabama*

NCBWA

Mar. 20

1. LSU*
2. Florida*
3. Arkansas*
4. Wake Forest
5. Vanderbilt
6. Louisville
7. Virginia
8. UCLA
9. South Carolina*
10. Stanford
11. East Carolina
12. Tennessee
13. Ole Miss*
14. Texas Tech
15. North Carolina
16. Oklahoma State
17. Miami
18. Campbell
19. Texas A&M*
20. Boston College
21. Missouri*
22. FGCU
23. UC Santa Barbara
24. Kentucky
25. Alabama*

PERFECT GAME

Mar. 20

1. LSU*
2. Florida*
3. Arkansas*
4. Wake Forest
5. Vanderbilt
6. Louisville
7. Stanford
8. UCLA
9. Virginia
10. Texas Tech
11. East Carolina
12. Miami
13. Tennessee
14. Ole Miss*
15. South Carolina*
16. Boston College
17. Campbell
18. Oklahoma State
19. UC Santa Barbara
20. Missouri*
21. North Carolina
22. FGCU
23. UTSA
24. TCU
25. Texas A&M*

COLLEGIATE BASEBALL

Mar. 20

1. LSU*
2. Louisville
3. Arkansas*
4. South Carolina*
5. Virginia
6. Wake Forest
7. Florida*
8. Vanderbilt
9. UCLA
10. UC Santa Barbara
11. Miami
12. Texas Tech
13. East Carolina
14. Stanford
15. Missouri*
16. Kentucky
17. Boston College
18. Texas A&M*
19. Oklahoma State
20. Iowa
21. North Carolina
22. Tennessee
23. Ole Miss*
24. Old Dominion
25. N.C. State

AUBURN IN THE POLLS

BA D1 CB NC PG USA

Pre.	22	NR	NR	NR	17	NR
2/20	23	NR	NR	NR	17	--
2/27	23	NR	NR	NR	13	NR
3/6	20	NR	20	NR	11	25
3/13	NR	NR	24	NR	18	NR
3/20	NR	NR	NR	NR	NR	NR

SCOUTING THE BULLDOGS

- Georgia enters the second weekend of SEC play 14-7 overall and 0-3 in the league after being swept at home against South Carolina last weekend.
- Offensively, the Bulldogs rank 15th in the country with a .323 batting average and are sixth in the nation with 45 home runs and 13th with 50 doubles.
- Redshirt freshman Charlie Condon is second in the SEC and third in the country with a .500 average while also leading the team with nine homers and 36 RBI.
- On the mound, Georgia is last in the league with a 5.82 staff ERA. However, the Bulldogs have struck out 232 batters in 181.0 innings, good for the 11th highest strikeout total in the country.

COMEBACK KIDS

- Auburn's seven-run comeback win last Tuesday night vs. Georgia Tech marked the team's largest comeback win since Feb. 22, 2017 vs. Florida A&M.
- After winning 22 games in which they trailed last year, the Tigers have notched seven comeback wins this season.
- Twenty-nine of the Tigers 57 wins since the start of last season are comebacks.

MAGIC NUMBERS

- Auburn is 12-0 when outhitting the opponent, 14-1-1 when scoring four or more runs and 10-0-1 when recording 10 or more hits this season.

HOME SWEET HOME

- Auburn went 25-9 at Plainsman Park in 2022, tied for the second most home wins in a season in the last 20 years, and has won 24 of its last 30 home games (24-5-1).

THREE KEYS TO THE GAME

- Auburn's points of emphasis this season are producing the biggest inning, fewest freebies and most baserunners.
- The team that has produced the biggest inning is 17-1. Three games have had an equal biggest inning with one ending in a tie and the other two in one-run wins.
- The team that has issued the fewest freebies is 12-5-1. Three games have been tied on freebies.
- The team that has produced the most baserunners is 16-4-1.

CONSISTENCY IS KEY

- Despite having the No. 6 strength of schedule, Auburn didn't lose more than back-to-back games last season and dropped just two games in a row on four occasions.
- Last weekend marked the first time since Apr. 9-11, 2021 that the Tigers have lost more than back-to-back games.

FRESH FACES

- Twenty of Auburn's 37 active players are new to the program in 2023.
- The Tigers started six new position players and threw two freshmen pitchers in Tuesday's win vs. South Alabama.
- Auburn has started at least four new players in 16 straight games and in 19 of 21 contests this season.

TOUGH ROAD AHEAD

- Seven of Auburn's 10 SEC series are against teams currently ranked, including all five of the road series with three road opponents currently in the top 10.

HOWELL'S HOLDING IT DOWN

- Fifth year outfielder Kason Howell has started in 133 of the last 134 games dating back to 2021, with his lone missed start coming two weeks ago at Jacksonville State on Mar. 8.
- In eight games since, Howell is hitting .343 (12-for-35) with 11 runs, five doubles, three homers and seven RBI.
- With 211 career games played, Howell is 36 games shy of breaking the program record (246).
- He recorded his 200th career hit with a first-inning double vs. Lipscomb on Mar. 3 - also marking his 200th career game played - becoming the first Auburn player to reach the career milestone since 2016.

BEWARE OF B. WARE

- Coming into the year a .246 hitter in 92 games played, Bryson Ware ranks top 10 in the SEC in average (.421), hits (32), homers (nine), slugging (.895) and total bases (68).
- Ware collected his first multi-homer game at Arkansas (Mar. 18) and homered in four straight games from Mar. 3-7 and seven times in nine games from Feb. 21-Mar. 7.
- He has reached base in a career best 22 straight games dating back to his final game played in 2022.

MORE THAN LUCK OF THE IRISH

- Ike Irish was named the SEC Freshman of the Week for the first two weeks of the season.
- He ranks third in the NCAA in doubles (12) and is third in the SEC in hits (35).
- Irish collected multiple hits in 13 of his first 17 career games and leads the team in the category.

FOSTER CAUGHT FIRE

- Cole Foster registered back-to-back four-hit games on Mar. 8 and Mar. 10, becoming the first Auburn player since SEC Player of the Year Hunter Morris in 2010.
- Foster went on a career best 11-game hitting streak from Feb. 24-Mar. 17, hitting .523 (23-for-44) with 13 runs, three doubles, two homers and 16 RBI during the streak.

STANFIELD'S COMING OUT SWINGING

- Chris Stanfield has started the last 13 games and is third on the team with a .313 average (15-for-48) and 10 RBI during the span.
- Stanfield registered multiple hits five times and multiple RBI four times in a span of eight games from Mar. 3-11, capping the stretch off with his first career homer on Mar. 11.

STRONG ARM OF THE LAW

- John Armstrong leads the team and ranks second in the SEC with four wins.
- A NBCWA Stopper of the Year Award watch list honoree, Armstrong factored into the decision in five straight appearances (four wins, one save) from Feb. 24-Mar. 10.
- His save against Southeastern on Mar. 10 was the first of his career.

NCAA ACTIVE CAREER TOP 10

- Kason Howell is the NCAA active leader in career doubles (59) and ranks fourth in games played (211) and fifth in at-bats (774).
- Justin Kirby ranks tied for eighth in doubles (48) and 10th in total bases (348).
- Tommy Vail is the NCAA active leader in H/9.0 IP (4.99) and is tied for ninth with 78 career appearances.

TOP PLAYERS AT THEIR POSITIONS

- Eight Auburn players were tabbed among the best at their respective position by D1 Baseball in the preseason.
 - Cole Foster: No. 13 shortstop
 - Joseph Gonzalez: No. 20 starting pitcher
 - Chase Isbell: No. 33 relief pitcher
 - Chase Allsup: No. 44 starting pitcher
 - Justin Kirby: No. 44 outfielder
 - Bobby Peirce: No. 62 outfielder
 - Kason Howell: No. 111 outfielder
 - Zach Crotchfelt: No. 183 starting pitcher

FAB FIVE FROSH

- Auburn's five freshmen in Perfect Game's top 100 were the second most in the country.
 - Zach Crotchfelt; LHP; Jackson, N.J.
 - Ike Irish; C/DH; Hudsonville, Mich.
 - Gavin Miller; IF; Oakdale, Pa.
 - Hayden Murphy; RHP; Chula, Ga.
 - Chris Stanfield; OF; Tallahassee, Fla.

RECRUITING RANKINGS

- The Tigers 2022 incoming class was ranked unanimously in the top 10 by Perfect Game (No. 5), Baseball America (No. 6), Collegiate Baseball (No. 8) and D1 Baseball (No. 10).
- Perfect Game's No. 5 ranking is tied for the second highest in program history, trailing only the No. 4 class from 2017.
- Auburn's next two classes for 2023 and 2024 are also ranked in the top 10 by Perfect Game.

BIG SHOES TO FILL

- The Tigers are tasked with replacing its top four hitters - Sonny DiChiara, Blake Rambusch, Brooks Carlson and Brody Moore - and five of its top pitchers - Mason Barnett, Trace Bright, Blake Burkhalter, Hayden Mullins and Carson Skipper - from 2022.

PRESEASON PROGNOSIS

- Despite being one of six programs in the country to advance to the College World Series twice in the last three postseasons - Auburn, Arkansas, Mississippi State, Texas, Stanford and Vanderbilt - the Tigers went unranked in four of the six major preseason polls and were voted on by league head coaches to finish sixth in the SEC West.

CONGRATS, GRADS

- Five Auburn players are wearing the SEC graduate patches this season - Josh Hall, Brody Wortham, Justin Kirby, Tommy Sheehan and Tommy Vail.

PACK OUT PLAINSMAN PARK

- Auburn has sold out of season tickets for the third straight season (2020, 2022-23), selling a record number in advance of 2023.
- Already with three sellouts this season, 11 of the team's 15 home SEC games are pre-sellouts after selling out of 10 games in 2022.
- The program shattered the previous single-season attendance record from 2004 by more than 16,000, welcoming 127,947 fans through the gates of Plainsman Park in 2022.

ACCOLADES FOR THE ASSISTANTS

- Assistant coaches Karl Nonemaker and Gabe Gross both took home hardware in 2022.
- Nonemaker was named the American Baseball Coaches Association NCAA Division I Assistant Coach of the Year and Gross earned Alabama Baseball Coaches Association Division I Assistant Coach of the Year honors.

SEC EXPERIENCE ON STAFF

- Auburn's coaching staff includes 43 years of experience as a SEC coach.
 - Butch Thompson: 21 years
 - Karl Nonemaker: 8 years
 - Gabe Gross: 7 years
 - Daron Schoenrock: 7 years

THE ROAD TO OMAHA

- Auburn advanced to the College World Series for the second time in the last three postseasons in 2022.
- The Tigers hosted a regional for the first time in 12 years and swept the likes of Southeastern, Florida State and UCLA by a combined score of 51-18, marking the most runs by a SEC team in a three-game regional.
- The team then became the first program to defeat Oregon State in a home super regional, and secured the program's first win in Omaha since 1997 with a 6-2 win against Stanford.

THE 2022 MLB DRAFT WAS A DANDY

- Auburn had eight players selected in the 2022 MLB Draft, all previously undrafted.
- The eight draft picks were the second most in program history, third most in the SEC and tied for the fifth most in the country.
- The four picks in the top five rounds were the most in program history, as were the eight picks in the top 20 rounds.
- It marked the 48th consecutive year the Tigers had at least one player selected, tied for the longest active streak in the SEC.
- It marked the program record seventh straight season Auburn had a top-five-round pick.

THOMPSON'S TENURE

- In seven years under head coach Butch Thompson, Auburn has had 36 draft picks, including 16 in the top 10 rounds and 12 in the top five rounds.
- Both top-10 and top-five rounds totals are good for the most in a seven-year span in program history.

THE LAST TIME...

BATTING SUPERLATIVES

5 hits in a game	Brody Moore vs. Florida State [5-for-5] (6/4/22)
6 hits in a game	Tyler Johnstone vs. Elon [6-for-7, 2B, 3B] (2/25/05)
Reached base 6 times	Kason Howell vs. Florida State [4-5, 2 BB] (6/4/22)
Reached base 7 times	Brody Moore vs. Florida State [5-5, 2BB] (6/4/22)
4 runs in a game	Brody Moore vs. Florida State (6/4/22)
5 runs in a game	Sonny DiChiara vs. Florida State (6/4/22)
6 runs in a game	Bryson Ware vs. Alabama A&M (2/24/21)
10-game hitting streak	Cole Foster, 11 games (2/24-3/17/23)
15-game hitting streak	Bryson Ware, 15 games (6/20/22-3/10/23)
20-game hitting streak	A. Grier, 22 games, (5/31/15-3/22/16)
25-game hitting streak	Justin Fradejas, 27 games (3/23-5/7/10)
30-game hitting streak	Casey Dunn, 31 games (2/22 [G1]-4/15/97)
3 doubles in a game	Kason Howell vs. Lipscomb (3/3/22)
4 doubles in a game	Ken Dempsey vs. Georgia (1971)
2 triples in a game	Jay Gonzalez vs. Alabama State (2/28/12)
3 triples in a game	never
2 home runs in one game	Bryson Ware at #3 Arkansas (3/18/23)
3 home runs in one game	Cole Foster vs. Southeastern (6/3/22)
7 RBI in a game	Justin Kirby vs. USC (2/26/23)
8 RBI in a game	Justin Bryant at Georgia (3/19/10)
9 RBI in a game	Cole Foster vs. Southeastern (6/3/22)
10 RBI in a game	Bob Berry vs. Huntington (4/15/82)
Grand slam home run	Justin Kirby vs. USC (2/26/23)
Inside-the-park home run	Kason Howell vs. Southeastern (3/11/23)
HR to begin game	Ryan Bliss vs. #11 Ole Miss (5/25/21)
Two HR in one inning	Cole Foster vs. Southeastern [1st] (6/3/22)
HR in consecutive at-bats	Bryson Ware at #3 Arkansas (3/18/23)
HR in three consecutive at-bats	Eduard Julien (2/20-22/19)
HR in consecutive games	Bryson Ware vs. Lipscomb/UAB (3/4-7/23)
HR in three consecutive games	Bryson Ware vs. Lipscomb/UAB (3/4-7/23)
HR in three consecutive SEC games	Trent Mummy (4/17-23/10)
HR in four consecutive games	Bryson Ware (3/3-7/23)
HR in four consecutive SEC games	Mike Bianucci (5/2-9/08)
HR in five consecutive games	Tim Lemons (4/6-10/85)
Walk-off HR	Kason Howell vs. Yale (G1 - 2/26/22)
Pinch-hit HR	Cam Hill vs. Kentucky (3/26/21)
Pinch-hit grand slam	Eduard Julien vs. BYU (G1 - 3/3/18)
HR in first at-bat of season	Steven Williams vs. Longwood (2/17/18)
HR in both games of DH	Dylan Ingram at #7 Mississippi St. (4/29/17)
Hit for the cycle	Judd Ward [3B, 1B, HR, 2B] vs. Illinois-Chicago (G1 - 2/15/20)
Hit from both sides of plate	Cole Foster [1st inn.]
in same inning	vs. Southeastern (6/3/22)
Two hits in same inning	Cole Foster [HR, HR] vs. Southeastern [1st] (6/3/22)
Stole home	Josh Hall vs. Kansas State (2/20/22)
Stole two bases in a game	Justin Kirby at #3 Arkansas (3/19/23)
Stole three bases in a game	Anfernee Grier vs. Southern (2/26/16)
Hit by a pitch 2 times in a game	Ryan Dyal vs. UAB (3/2/22)
Hit by a pitch 3+ times in a game	Dan Glevenyak at Alabama (4) (4/11/14)
Scored 20 or more runs	21 vs. Florida State (6/4/22)
Scored 25 or more runs	25 vs. Longwood (2/17/18)
Scored 30 or more runs	33 vs. Alabama A&M (2/24/21)
Scored 5 runs in an Inning	5, vs. Georgia Tech (6th) (3/14/23)
Scored 6 runs in an Inning	6, vs. North Alabama (1st) (2/21/23)
Scored 7 runs in an Inning	7, vs. Lipscomb (1st) (3/4/23)
Scored 8 runs in an Inning	8, at UAB (5th) (3/19/19)
Scored 9 runs in an Inning	9, vs. Rhode Island (1st) (G1 - 3/5/22)
Scored 10+ runs in an Inning	11, vs. Florida A&M (1st) (3/1/23)
Recorded 10+ hits in an Inning	11, vs. Furman (5th) (2/12/00)
Scored in every inning	vs. Coppin State (3/18/14)
Recorded 15-19 hits	17, vs. Lipscomb (3/4/23)
Recorded 20 or more hits	20, vs. Georgia Tech (3/14/23)
Hit 3 or more home runs in an inning	3, vs. Florida A&M [1st] (3/1/23)
Hit 3 or more home runs in a game	3, vs. Florida A&M (3/1/23)
Hit 5 or more home runs in a game	7, vs. Southeastern (6/3/22)
Hit 7 or more home runs in a game	7, vs. Southeastern (6/3/22)
Hit back-to-back home runs	C. Foster & S. DiChiara vs. Southeastern (1st) (6/3/22)
Hit back-to-back-to-back home runs	R. Bliss, T. Miller & R. Woley vs. Texas A&M (1st) (5/15/21)
Had 5 doubles	5, vs. Lipscomb (3/3/23)
Had 6 doubles	6, vs. Jacksonville State (4/21/21)
Had 7 doubles	7, vs. Chicago State (3/8/20)
Had 8 doubles	8, vs. Lipscomb (3/4/23)
Had 9+ doubles	11, vs. Alabama A&M (2/24/21)
Stole 5 bases in a game	5, vs. Bethune-Cookman (5/6/14)
Stole 6 bases in a game	6, vs. #21 Tennessee (3/17/19)
Stole 7 bases in a game	7, vs. Presbyterian (5/8/12)
Stole 8 bases in a game	8, vs. Alcorn State (2/22/12)
Walked 10+ times	13, vs. Southeastern (3/11/23)
Did not strike out in a game	vs. Belmont (3/11/12)

PITCHING SUPERLATIVES

INDIVIDUAL	
Nine-inning no-hitter	Casey Mize vs. Northeastern (3/9/18)
Nine-inning no-hitter (combined)	Mike Mueller [2.0], Lee Carter [1.0]
	Brandon Channell [1.0], Reid Price [1.0], Andrew Skinner [1.0], Arnold Hughey [1.0], Ken Clayton [1.0], Cory Duedeit [0.2], Sean Jones [0.1] vs. UAB (3/19/02)
Seven-inning no-hitter	Jason Johnson vs. LaGrange College (4/30/91)
Nine-inning perfect game	Eric Brandon vs. Murray State (3/2/02)
Seven-inning perfect game	Jason Johnson vs. LaGrange College (4/30/91)
Nine-inning one-hitter (individual)	Keegan Thompson vs. Presbyterian (3/1/14)
Nine-inning one-hitter (combined)	Tanner Burns [7.0], Cody Greenhill [2.0] vs. Chicago State (3/6/20)
Five-inning one-hitter	Kevin Davis [3.2], Jacob Milliman [1.1], vs. Radford (2/22/15)
Nine-inning two-hitter	Tanner Burns [9.0] vs. Cincinnati (3/1/19)
Complete game	Joseph Gonzalez vs. #12 Vanderbilt (4/10/22)
Complete game shutout	Jack Owen vs. UTSA (3/9/19)
Consecutive complete games	K. Thompson vs. Arkansas & LSU (4/4 & 4/11/15)
Struck out 10 batters	10 by Mason Barnett vs. UCLA (6/5/22)
Struck out 11 batters	11 by Jordan Armstrong vs. Yale (2/25/22)
Struck out 12 batters	12 by Casey Mize at Kentucky (3/23/18)
Struck out 13 batters	13 by Casey Mize vs. Texas A&M (3/16/18)
Struck out 15 batters	15 by Tanner Burns vs. Cincinnati (3/1/19)
TEAM	
Struck out 15+ batters	16, Bright [8], Sheehan [3], Burkhalter [5] vs. Stanford (6/20/22)
Struck out 20+ batters	20, Fuller [4], Watson [4], Anderson [3], Greenhill [4], Skipper [3], Wade [2] vs. #9 Arkansas (4/5/19)
Struck out 15 batters consecutive games	vs. Ga State, at Missouri (4/5-7/16)
Shut out an opponent	2-0 vs. South Carolina (4/24/22)
Consecutive shutouts	16-0 / 12-0 [7] vs. Rhode Island (3/5/22)
Three straight shutouts	2-0 vs. UTSA / 5-0 vs. UTSA (3/6-9/19)
Shut out an SEC opponent	2-0 vs. South Carolina (4/24/22)
Shut out an SEC opponent on the road	3-0 at Missouri (5/21/21)
Consecutive SEC shutouts	5-0 and 4-0 at Miss. State (3/27-28/15)
Consecutive SEC shutouts on the road	5-0 and 4-0 at Miss. State (3/27-28/15)
Was shut out	5-0 at #3 Arkansas (3/19/23)
Was held to one hit	vs. #24 Missouri (4/1/18)
Was no hit	vs. #13 Arkansas (5/25/17)
FIELDING SUPERLATIVES	
2 errors in a game	Jake Wyandt vs. #1 Ole Miss (3/17/22)
3 errors in a game	Luke Jarvis vs. Presbyterian (3/11/17)
4 errors in a game	Brett Burnham at Alabama (4/5/00)
3 double plays turned in a game	vs. Alabama (5/14/22)
4 double plays turned in a game	at #1 Arkansas (4/3/21)
5 double plays turned in a game	never
Triple play (Auburn)	vs. Memphis (5/22/78)
Triple play (Opponent)	at Florida [4th] (3/15/08)
Threw a runner out at HP to end game	Bryson Ware at Mississippi State (4/17/22)
MISC. SUPERLATIVES	
Won 10 or more consecutive games	15 (2/24-3/22/19)
Won 15 or more consecutive games	15 (2/24-3/22/19)
Won 8 or more consecutive SEC games	9 (4/1-21/95)
Lost 5 or more consecutive games	5 (4/2-11/21)
Home winning streak	21 (1964-66)
Road winning streak	14 (1967/1995)
Season-opening winning streak	17 (2/7-3/5/97)
Extra-innings victory	12-11, vs. Georgia Tech [12 inn] (3/14/23)
Extra-innings loss	4-5, at Texas A&M [11 inn] (3/26/22)
Swept a 3-game series	vs. Lipscomb (3/3-5/23)
Swept a road SEC series	at Alabama (4/20-21/18)
Swept a road SEC series	at Alabama (4/20-21/18)
Swept a SEC series	vs. South Carolina (4/22-24/22)
Swept a 4-game series	Rhode Island (3/4-6/22)
Swept a doubleheader	Rhode Island (3/5/22)
Allowed 3 runs or fewer in a three-game series	2, vs. Chicago State (3/6-8/20)
Allowed 3 runs or fewer in a four-game series	3, vs. Rhode Island (3/4-6/22)
Allowed 3 runs or fewer in a SEC series	3, vs. Miss. State (3/27-29/15)
Allowed 4 runs or fewer in a series	3, vs. UTSA (3/8-9/19)
Allowed 4 runs or fewer in a SEC series	4, vs. Georgia (4/23-25/15)
Allowed 3 runs or fewer in a road series	3, vs. Miss. State (3/27-29/15)
Allowed 3 runs or fewer in a SEC road series	3, vs. Miss. State (3/27-29/15)
Overcome a deficit of 7+ runs	7 runs, [0-7, 12-11 (12)] vs. Georgia Tech (3/14/23)
Won a 1-0 game	vs. Mercer (5/30/15) [NCAA Regional]
Lost a 1-0 game	vs. Ohio State (2/15/14)
Walk-off win	vs. Georgia Tech [12 inn.] (3/14/23)
Walk-off loss	at Mississippi State [9 inn.] (4/14/22)

HITTER PROFILES

31 • MIKE BELLO OF

6-0 • 203 • SO • Oak Ridge, NJ • Pope John XXIII
 • Collected a season-high two hits w/ one RBI vs. GT (3/14)

YEAR	AVG	GP-GS	AB	R	H	2B	3B	HR	RBI	SB-A
2022	.253	43-27	99	18	25	4	0	1	12	1-1
2023	.208	11-4	24	4	5	0	0	0	3	0-0
TOTAL	.244	54-31	123	22	30	4	0	1	15	1-1

SEASON HIGHS
AB: 4, three times
R: 2, vs. USC (2/26)
H: 2, vs. GT (3/14)
2B: --
HR: --
RBI: 1, three times

CAREER HIGHS
 5, two times
 4, two times
 3, two times
 1, four times
 1, at Texas A&M (3/26/22)
 2, three times

6 • RYAN DYAL C

5-10 • 197 • R-JR • Senoia, GA • East Coweta

YEAR	AVG	GP-GS	AB	R	H	2B	3B	HR	RBI	SB-A
2021	.200	31-22	70	18	14	2	0	3	7	1-1
2022	.217	32-27	92	23	20	4	0	4	26	0-0
2023	.261	9-7	23	4	6	0	0	0	3	0-0
TOTAL	.216	72-56	185	45	40	6	0	7	36	1-1

SEASON HIGHS
AB: 5, vs. Southeastern (3/10)
R: 2, vs. FAMU (3/1)
H: 1, six times
2B: --
HR: --
RBI: 1, three times

CAREER HIGHS
 5, five times
 3, two times
 2, seven times
 1, six times
 1, seven times
 4, vs. Rhode Island (3/6/22)

7 • COLE FOSTER IF

6-1 • 193 • JR • Plano, TX • Plano Senior

- Became the first Auburn player with four hits in back-to-back games since Hunter Morris in 2010 last week
- Went on a career-best 11-game hitting streak from 2/24-3/17, hitting .523 (23-for-44) with 16 RBI during the span

YEAR	AVG	GP-GS	AB	R	H	2B	3B	HR	RBI	SB-A
2021	.292	15-4	24	5	7	3	0	0	1	0-0
2022	.272	52-51	169	40	46	11	0	9	47	2-4
2023	.375	18-18	64	16	24	3	0	2	18	1-3
TOTAL	.296	86-74	260	61	77	17	0	11	66	3-7

SEASON HIGHS
AB: 5, four times
R: 3, two times
H: 4, two times
2B: 1, three times
HR: 1, two times
RBI: 4, vs. Southeastern (3/10)

CAREER HIGHS
 6, vs. Southeastern (6/3/22)
 4, vs. Southeastern (6/3/22)
 4, three times
 2, vs. Stanford (6/20/22)
 3, vs. Southeastern (6/3/22)
 9, vs. Southeastern (6/3/22)

1 • CADEN GREEN IF

5-11 • 164 • JR • Tulsa, OK • Seminole State

YEAR	AVG	GP-GS	AB	R	H	2B	3B	HR	RBI	SB-A
2021*	.448	39-1	125	38	56	16	2	9	44	8-11
2022*	.425	48-1	181	66	77	22	2	13	49	12-16
2023	.222	16-13	45	8	10	2	0	0	3	1-2
TOTAL	.407	103-13	351	112	143	40	4	22	96	21-29

SEASON HIGHS
AB: 6, vs. GT (3/14)
R: 2, vs. Indiana (2/18)
H: 2, three times
2B: 1, two times
HR: --
RBI: 1, three times

CAREER HIGHS
 6, three times
 4, vs. Rose State (3/5/22)
 5, at Western OK State (3/29/22)
 2, seven times
 1, 22 times
 5, vs. Murray State (1/31/21)

2 • JOSH HALL OF

5-9 • 174 • GR • Homewood, AL • Ole Miss

- Made his second start of the season and matched a career high with three hits vs. GT (3/14)

YEAR	AVG	GP-GS	AB	R	H	2B	3B	HR	RBI	SB-A
2019*	.171	54-9	35	12	6	0	1	1	7	10-11
2021	.326	20-10	43	10	14	2	2	0	9	5-6
2022	.269	18-6	26	5	7	1	0	0	2	1-1
2023	.286	14-3	14	4	4	0	0	0	4	1-1
AU	.301	52-19	83	19	25	3	2	0	15	7-8
TOTAL	.263	106-28	118	31	31	3	3	1	22	17-19

SEASON HIGHS
AB: 5, vs. GT (3/14)
R: 2, vs. FAMU (3/1)
H: 3, vs. GT (3/14)
2B: --
HR: --
RBI: 2, two times

CAREER HIGHS
 5, three times
 3, vs. AAMU (2/23/21)
 3, two times
 1, three times
 1, vs. Ark-Pine Bluff (3/20/19)
 3, vs. AAMU (2/23/21)

16 • CAM HILL IF

6-4 • 219 • JR • Madison, AL • Bob Jones

YEAR	AVG	GP-GS	AB	R	H	2B	3B	HR	RBI	SB-A
2021	.270	35-30	111	19	30	6	1	5	22	0-0
2022	.278	39-26	108	16	30	7	0	1	19	0-1
2023	.250	7-4	12	1	3	0	0	0	2	0-0
TOTAL	.273	81-60	231	36	63	13	1	6	43	0-1

SEASON HIGHS
AB: 3, vs. UNA (2/21)
R: 1, vs. UNA (2/21)
H: 1, three times
2B: --
HR: --
RBI: 2, vs. UNA (2/21)

CAREER HIGHS
 5, six times
 4, at Missouri (5/20/21)
 3, four times
 2, vs. Texas A&M (5/16/21)
 1, six times
 4, vs. Boston College (3/6/21)

5 • KASON HOWELL OF

6-0 • 178 • 5th • Argyle, TX • Liberty Christian

- NCAA active leader in career doubles
- Became the first Auburn player since 2016 to reach 200 career hits with his first-inning double vs. Lipscomb (3/3)
- Has started 209 career games, including 133 of the last 134 dating back to 2021

YEAR	AVG	GP-GS	AB	R	H	2B	3B	HR	RBI	SB-A
2019	.262	63-63	225	31	59	10	0	0	28	14-16
2020	.359	11-10	39	8	14	7	0	0	6	0-0
2021	.260	52-51	177	29	46	12	0	8	30	8-13
2022	.287	65-65	251	50	72	19	2	2	35	11-13
2023	.293	20-20	82	17	24	11	0	3	12	0-0
TOTAL	.278	211-209	774	135	215	59	2	13	111	33-42

SEASON HIGHS
AB: 7, vs. GT (3/14)
R: 3, two times
H: 3, two times
2B: 3, vs. Lipscomb (3/3)
HR: 1, three times
RBI: 4, vs. South Alabama (3/21)

CAREER HIGHS
 7, vs. GT (3/14/23)
 3, six times
 4, vs. Florida State (6/4/22)
 3, two times
 2, two times
 5, at Missouri (5/20/21)

18 • IKE IRISH DH/C

6-2 • 202 • FR • Hudsonville, MI • St. Mary's Prep

- Two-time SEC Freshman of the Week
- Collected multiple hits in 13 of his first 17 games
- Ranks 3rd in the NCAA in doubles (12) and 3rd in the SEC in hits (35)

YEAR	AVG	GP-GS	AB	R	H	2B	3B	HR	RBI	SB-A
2023	.407	21-21	86	17	35	12	1	0	17	1-1

SEASON HIGHS
AB: 6, vs. GT (3/14)
R: 3, vs. Lipscomb (3/4)
H: 4, vs. USC (2/26)
2B: 2, two times
HR: --
RBI: 3, two times

CAREER HIGHS
 6, vs. GT (3/14/23)
 3, vs. Lipscomb (3/4/23)
 4, vs. USC (2/26/23)
 2, two times
 --
 3, two times

14 • JUSTIN KIRBY OF

5-11 • 203 • GR • Alpharetta, GA • Kent State

- Matched a career high with four hits vs. GT and finished a triple shy of the cycle (3/14)
- Fourteen of his 21 hits this season are for extra bases
- His six homers in the first eight games were the most by an Auburn player since at least 1993

YEAR	AVG	GP-GS	AB	R	H	2B	3B	HR	RBI	SB-A
2019*	.313	42/37	147	42	46	14	2	9	30	9-11
2020*	.189	12/12	37	3	7	3	0	0	2	0-0
2021*	.301	48/43	146	31	44	8	1	5	25	10-10
2022*	.323	53/51	198	44	64	17	1	15	45	14-20
2023	.273	21-21	77	20	21	6	1	7	20	5-5
TOTAL	.301	176-164	605	140	182	48	5	36	122	38-46

SEASON HIGHS
AB: 6, three times
R: 3, two times
H: 4, vs. GT (3/14)
2B: 1, six times
HR: 2, vs. USC (2/26)
RBI: 7, vs. USC (2/26)

CAREER HIGHS
 6, eight times
 4, two times
 4, three times
 2, five times
 3, at Northern Illinois (4/19/22)
 7, vs. USC (2/26/23)

24 • NATE LARUE C

6-3 • 223 • SR • Mobile, AL • McGill-Toolen

YEAR	AVG	GP-GS	AB	R	H	2B	3B	HR	RBI	SB-A
2020	.294	8-3	17	6	5	1	0	0	2	0-0
2021	.219	16-10	32	8	7	2	0	2	5	0-0
2022	.211	52-42	152	19	32	8	0	6	34	2-2
2023	.089	16-14	45	3	4	0	0	0	3	3-3
TOTAL	.195	92-69	246	36	48	11	0	8	44	5-5

SEASON HIGHS
AB: 4, two times
R: 1, three times
H: 1, four times
2B: --
HR: --
RBI: 1, three times

CAREER HIGHS
 5, five times
 3, vs. Southeastern (6/3/22)
 3, at Texas A&M (3/27/22)
 2, vs. Arkansas (5/6/22)
 2, vs. Southeastern (6/3/22)
 5, at Texas A&M (3/27/22)

26 • COOPER McMURRAY IF

6-3 • 258 • R-SO • Tulsa, OK • Kansas

- Missed the last three weeks with an ankle injury

YEAR	AVG	GP-GS	AB	R	H	2B	3B	HR	RBI	SB-A
2022*	.248	42-33	113	16	28	6	0	9	19	0-0
2023	.250	7-7	20	8	5	0	0	2	6	0-0
TOTAL	.248	49-40	133	24	33	6	0	11	25	0-0

SEASON HIGHS
AB: 4, three times
R: 3, vs. USC (2/25)
H: 3, vs. USC (2/25)
2B: --
HR: 1, two times
RBI: 3, two times

CAREER HIGHS
 6, vs. Oklahoma (4/23/22)
 2, vs. West Virginia (4/30/22)
 3, two times
 1, six times
 2, vs. West Virginia (4/30/22)
 3, at Texas (5/21/22)

11 • GAVIN MILLER IF

5-11 • 192 • FR • Oakdale, PA • West Allegheny

- Recorded his first career 2B and RBI vs. GT (3/14)
- Has started four of the last six games at 3B
- Rated a top 100 freshman by Perfect Game

YEAR	AVG	GP-GS	AB	R	H	2B	3B	HR	RBI	SB-A
2023	.294	9-4	17	3	5	1	0	0	2	0-0

SEASON HIGHS
AB: 5, vs. GT (3/14)
R: 2, vs. GT (3/14)
H: 2, vs. GT (3/14)
2B: 1, vs. GT (3/14)
HR: --
RBI: 2, vs. GT (3/14)

CAREER HIGHS
 5, vs. GT (3/14/23)
 2, vs. GT (3/14/23)
 2, vs. GT (3/14/23)
 1, vs. GT (3/14/23)
 --
 2, vs. GT (3/14/23)

9 • BRODY MOSS IF

5-11 • 183 • SO • Helena, AL • Helena

- Turned in his first career multi-hit, multi-RBI games in the series-clinching win vs. USC (2/25)

YEAR	AVG	GP-GS	AB	R	H	2B	3B	HR	RBI	SB-A
2022	.333	6-0	3	0	1	0	0	0	1	0-0
2023	.167	8-7	18	4	3	0	0	0	4	0-0
TOTAL	.190	14-7	21	4	4	0	0	0	5	0-0

SEASON HIGHS
AB: 4, vs. USC (2/25)
R: 1, four times
H: 2, vs. USC (2/25)
2B: --
HR: --
RBI: 2, vs. USC (2/25)

CAREER HIGHS
 4, vs. USC (2/25/23)
 1, four times
 2, vs. USC (2/25/23)
 --
 --
 2, vs. USC (2/25/23)

27 • BOBBY PEIRCE OF

6-0 • 183 • R-SR • Scottsdale, AZ • S. Mountain

- Missed 12 of the last 13 games w/ hamstring soreness
- Went 7-for-15 with a homer and five RBI in four games vs. UNA/USC before getting injured

SEASON HIGHS

AB: 5, three times
 R: 2, two times
 H: 3, two times
 2B: 1, vs. Indiana (2/18)
 HR: 1, vs. UNA (2/21)
 RBI: 3, two times

CAREER HIGHS

5, 22 times
 3, vs. Florida State (6/4/22)
 3, 10 times
 1, 18 times
 1, 19 times
 4, vs. Paradise Valley (2/26/19)

3 • CHRIS STANFIELD OF

6-1 • 189 • FR • Tallahassee, FL • Chiles

- Has started in 13 straight games in LF (12) and CF (1)
- Has multiple hits in five of the last 13 games and multiple RBI four times during the span
- Hit his first career HR in the middle game vs. SLU (3/11)

CAREER STATISTICS

YEAR	AVG	GP-GS	AB	R	H	2B	3B	HR	RBI	SB-A
2023	.340	17-13	50	7	17	3	2	1	11	2-2

SEASON HIGHS

AB: 5, two times
 R: 2, vs. FAMU (3/1)
 H: 2, five times
 2B: 1, three times
 HR: 1, vs. Southeastern (3/11)
 RBI: 2, four times

CAREER HIGHS

5, two times
 2, vs. FAMU (3/1)
 2, five times
 1, three times
 1, vs. Southeastern (3/11/23)
 2, four times

8 • BRYSON WARE IF

6-2 • 211 • SR • Madison, MS • Pearl River

- Has reached base in all 21 games this season
- Homered in four straight games from 3/3-7
- Three of his homers tied the game or gave AU the lead
- Ranks top 10 in the SEC in average (.421), hits (32), homers (nine), slugging (.895) and total bases (68)

CAREER STATISTICS

YEAR	AVG	GP-GS	AB	R	H	2B	3B	HR	RBI	SB-A
2020*	.321	16-7	53	14	17	3	3	5	17	4-5
2021	.254	43-37	138	36	35	6	1	6	26	4-5
2022	.234	49-23	94	23	22	8	2	1	21	4-4
2023	.421	21-21	76	21	32	7	1	9	23	2-2
AU	.289	113-81	308	80	89	21	4	16	70	10-11
TOTAL	.294	129-81	361	94	106	24	7	21	87	14-16

SEASON HIGHS

AB: 7, vs. GT (3/14)
 R: 3, two times
 H: 3, four times
 2B: 2, two times
 HR: 2, at Arkansas (3/18)
 RBI: 3, four times

CAREER HIGHS

7, vs. GT (3/14/23)
 6, vs. AAMU (2/24/21)
 3, 10 times
 2, three times
 2, at Arkansas (3/18/23)
 6, two times

10 • BRODY WORTHAM IF

6-1 • 187 • GR • Wedowee, AL • West Georgia

- Made his 2nd start at 1B Tuesday vs. USA (3/21)
- Came thru with a pinch-hit walkoff single in the 12th inning of Tuesday's comeback vs. GT (3/14)

CAREER STATISTICS

YEAR	AVG	GP-GS	AB	R	H	2B	3B	HR	RBI	SB-A
2019*	.317	30-20	82	19	26	5	0	1	14	2-3
2020*	.324	20-20	71	16	23	7	0	1	10	4-4
2021*	.411	41-41	163	37	67	13	1	4	26	10-12
2022*	.372	45-44	183	47	68	9	2	9	32	9-10
2023	.125	11-2	16	4	2	0	0	0	2	0-0
TOTAL	.361	147-127	515	123	186	34	3	15	84	25-29

SEASON HIGHS

AB: 4, vs. South Alabama (3/21)
 R: 2, vs. South Alabama (3/21)
 H: 1, two times
 2B: --
 HR: --
 RBI: 1, two times

CAREER HIGHS

6, four times
 3, six times
 5, at Mississippi College (4/2/21)
 2, three times
 2, vs. North Georgia (3/30/22)
 5, vs. West Alabama (3/26/22)

4 • CARTER WRIGHT C

6-0 • 195 • JR • Blairsville, GA • Iowa Western

- Collected his first two hits and first RBI vs. USA (3/21)
- Has appeared in four of the last six games

CAREER STATISTICS

YEAR	AVG	GP-GS	AB	R	H	2B	3B	HR	RBI	SB-A
2021*	.353	43-7	119	34	42	8	0	0	27	0-0
2022*	.371	39-7	124	29	46	9	1	1	43	4-4
2023	.143	8-2	14	2	2	0	0	0	1	0-0
TOTAL	.350	88-2	257	65	90	17	1	1	71	4-4

SEASON HIGHS

AB: 4, vs. South Alabama (3/21)
 R: 1, two times
 H: 2, vs. South Alabama (3/21)
 2B: --
 HR: --
 RBI: 1, vs. South Alabama (3/21)

CAREER HIGHS

5, seven times
 3, six times
 3, five times
 2, two times
 1, at Southwestern (4/6/22)
 5, at Southwestern (4/6/22)

PITCHER PROFILES

46 • CHASE ALLSUP RHP

6-1 • 238 • SO • Dothan, AL • Dothan

- Made two starts at the beginning of the season and has made five straight relief appearances since

CAREER STATISTICS

YEAR	ERA	W-L	G/S	IP	H	R	ER	BB	K	BAA
2022	3.38	1-0	23/0	29.1	24	15	11	17	36	.226
2023	7.71	0-0	7/2	14.0	24	12	12	7	17	.387
TOTAL	4.78	1-0	30/2	43.1	48	27	23	24	53	.286

SEASON HIGHS

IP: 3.2, vs. USC (2/24)
 H: 5, vs. USC (2/24)
 R: 3, vs. GT (3/14)
 ER: 3, vs. GT (3/14)
 K: 5, vs. Lipscomb (3/3)
 BB: 2, three times
 PC: 72, vs. USC (2/24)

CAREER HIGHS

3.2, vs. USC (2/24/23)
 5, vs. USC (2/24/23)
 4, vs. Ole Miss (3/18/22)
 3, vs. GT (3/14/23)
 5, two times
 2, seven times
 72, vs. USC (2/24/23)

41 • JOHN ARMSTRONG RHP

5-11 • 225 • SO • Marietta, GA • Harrison

- Factored into the decision in five straight appearances (four wins, one save) from 2/24-3/10
- Earned his first career save in 3.1 IP vs. SLU (3/10)
- Ranks 2nd in the SEC with four wins
- Named to the NCBAW Stopper of the Year Watch List

CAREER STATISTICS

YEAR	ERA	W-L	G/S	IP	H	R	ER	BB	K	BAA
2022	4.26	1-0	19/0	19.0	20	13	9	11	21	.294
2023	4.43	4-0	10/0	20.1	14	11	10	7	18	.187
TOTAL	4.35	5-0	29/0	39.1	34	24	19	18	39	.238

SEASON HIGHS

IP: 3.1, two times
 H: 5, at Arkansas (3/17)
 R: 3, three times
 ER: 3, two times
 K: 4, vs. Lipscomb (3/3)
 BB: 3, vs. USC (2/25)
 PC: 51, at Arkansas (3/17)

CAREER HIGHS

3.1, two times
 5, at Arkansas (3/17/23)
 4, vs. Arkansas (6/21/22)
 4, vs. Arkansas (6/21/22)
 4, two times
 3, vs. USC (2/25/23)
 51, at Arkansas (3/17/23)

25 • TANNER BAUMAN LHP

6-4 • 208 • JR • Jacksonville, FL • St. John's River

- Pitched 2.0 scoreless with two Ks in relief vs. GT (3/14)
- Started the series opener the last two weekends
- Pitched a season-high 4.0 innings vs. SLU (3/10)

CAREER STATISTICS

YEAR	ERA	W-L	G/S	IP	H	R	ER	BB	K	BAA
2021*	4.70	2-3	19/4	44.0	47	28	23	18	40	.267
2022*	5.91	3-10	16/14	77.2	96	69	51	34	100	.292
2023	4.00	1-0	6/2	18.0	20	9	8	8	17	.282
TOTAL	5.28	6-13	41/20	139.2	163	106	82	60	157	--

SEASON HIGHS

IP: 4.0, vs. Southeastern (3/10)
 H: 7, vs. Southeastern (3/10)
 R: 3, at Arkansas (3/18)
 ER: 3, at Arkansas (3/18)
 K: 5, vs. Lipscomb (3/3)
 BB: 3, vs. USC (2/24)
 PC: 75, vs. Southeastern (3/10)

CAREER HIGHS

7.0, vs. Fla State Jacksonville (4/5/21)
 11, at Central Florida (3/25/22)
 8, two times
 6, three times
 11, vs. Seminole State (3/17/22)
 4, three times
 75, vs. Southeastern (3/10/23)

33 • WILL CANNON RHP

6-1 • 187 • SO • Phenix City, AL • NW Florida State

- Turned in 7.0 scoreless innings with 7 Ks in two appearances last week
- Matched a career best with 4.2 IP and a season best with 4 Ks at Arkansas (3/19)

CAREER STATISTICS

YEAR	ERA	W-L	G/S	IP	H	R	ER	BB	K	BAA
2022*	3.10	3-2	14/1	29.0	23	10	10	19	30	.213
2023	3.72	1-0	6/0	9.2	14	6	4	6	11	.341
2023	2.16	1-0	8/0	16.2	17	6	4	8	18	.279
TOTAL	2.78	4-2	22/1	45.2	40	16	14	27	48	--

SEASON HIGHS

IP: 4.2, at Arkansas (3/19)
 H: 4, vs. Southeastern (3/11)
 R: 3, vs. Southeastern (3/11)
 ER: 2, at JSU (3/8)
 K: 4, two times
 BB: 2, two times
 PC: 58, at Arkansas (3/19)

CAREER HIGHS

4.2, two times
 4, three times
 3, two times
 3, vs. TNXL (3/5/22)
 5, vs. Chipola (4/9/22)
 5, vs. Chipola (4/9/22)
 58, at Arkansas (3/19/23)

23 • P. CARLSON RHP

6-1 • 184 • SO • Mobile, Ala. • Faith Academy

- His seven appearances already mark a career high
- Hasn't allowed an earned run in four appearances since Mar. 5 (2.1 IP)

CAREER STATISTICS

YEAR	ERA	W-L	G/S	IP	H	R	ER	BB	K	BAA
2022	8.59	1-1	5/0	7.1	8	7	7	3	10	.267
2023	4.15	1-0	7/0	4.1	6	4	2	5	8	.300
TOTAL	6.94	2-1	12/0	11.2	14	11	9	8	18	.280

SEASON HIGHS

IP: 1.0, two times
 H: 3, vs. Indiana (2/19)
 R: 3, vs. FAMU (3/1)
 ER: 1, two times
 K: 3, vs. FAMU (3/1)
 BB: 2, vs. FAMU (3/1)
 PC: 27, vs. FAMU (3/1)

CAREER HIGHS

3.0, vs. Rhode Island (3/6/22)
 3, two times
 3, two times
 3, vs. MTSU (3/13/22)
 4, vs. Rhode Island (3/6/22)
 2, two times
 40, vs. Rhode Island (3/6/22)

54 • K. COPELAND LHP

6-2 • 185 • SR • Mobile, AL • Pensacola State

- Pitched an Auburn high 5.0 scoreless innings and matched a season high with 6 Ks at JSU (3/8)
- Is 1-1 with a 3.18 ERA in three starts this season

CAREER STATISTICS

YEAR	ERA	W-L	G/S	IP	H	R	ER	BB	K	BAA
2020*	5.28	0-2	3/1	15.1	19	12	9	7	8	.297
2021*	1.74	7-1	12/8	57.0	43	14	11	16	81	.201
2022	4.20	3-0	9/2	15.0	20	11	7	8	19	.328
2023	7.63	1-1	6/3	15.1	21	13	13	3	16	.339
AU	5.93	4-1	15/5	30.1	41	24	20	11	35	.333
TOTAL	3.51	11-4	31/16	102.2	103	50	40	34	124	--

SEASON HIGHS

IP: 5.0, at JSU (3/8)
 H: 6, vs. GT (3/14)
 R: 5, vs. GT (3/14)
 ER: 5, vs. GT (3/14)
 K: 6, two times
 BB: 1, two times
 PC: 66, vs. UNA (2/21)

CAREER HIGHS

7.0, two times
 11, at Chipola (3/20/21)
 5, vs. GT (3/14/23)
 5, vs. GT (3/14/23)
 12, at NW FL State (4/30/21)
 2, nine times
 68, vs. Kennesaw St. (4/20/22)

77 • Z. CROTCHFELT LHP

6-2 • 210 • FR • Jackson, N.J. • Jackson Memorial

- Has made three straight weekend starts
- Matched a season high with 5 Ks at Arkansas (3/18)
- Has posted a 3.46 ERA as a starter this season
- Rated the No. 183 starting pitcher by D1 Baseball
- Ranked the No. 93 player in the 2022 class by PG

CAREER STATISTICS

||
||
||

29 • C. HERBERHOLZ RHP

5-11 • 197 • R-JR • Scottsboro, AL • Southern Union

- Retired all six batters faced with 3 Ks at Arkansas

CAREER STATISTICS

YEAR	ERA	W-L	G/S	IP	H	R	ER	BB	K	BAA
2020*	10.43	0-4	5/4	14.2	17	19	17	10	13	.288
2021*	13.50	0-0	1/0	0.2	0	1	1	1	1	.000
2022*	2.40	4-0	10/7	56.1	41	24	15	11	55	.179
2023	7.90	0-1	6/3	13.2	21	14	12	4	15	.350
TOTAL	4.75	4-5	22/14	85.1	79	58	45	26	85	--

SEASON HIGHS

IP: 4.0, vs. USC (2/25)
 H: 6, two times
 R: 4, vs. Lipscomb (3/4)
 ER: 4, vs. Lipscomb (3/4)
 K: 4, vs. USC (2/25)
 BB: 1, three times
 PC: 68, vs. USC (2/25)

CAREER HIGHS

7.2, at Beville State (4/15/22)
 7, vs. Shelton State (3/31/22)
 7, at Wallace State (3/24/22)
 6, at N.C. State (2/23/20)
 13, vs. Marion Military (3/17/22)
 4, vs. Bradley (2/29/20)
 78, vs. Evansville (2/16/20)

17 • TREVOR HORNE RHP

6-3 • 203 • R-FR • Phenix City, AL • Glenwood

- Matched a season high with 1.2 IP vs. GT (3/14)
- Made a pair of scoreless appearances vs. SLU (3/10-11)
- Retired all four batters he faced with a K in the finale

CAREER STATISTICS

YEAR	ERA	W-L	G/S	IP	H	R	ER	BB	K	BAA
2023	2.84	0-0	5/0	6.1	5	2	2	1	6	.208

SEASON HIGHS

IP: 1.2, two times
 H: 3, vs. GT (3/14)
 R: 1, two times
 ER: 1, two times
 K: 3, vs. FAMU (3/1)
 BB: 1, vs. Southeastern (3/10)
 PC: 27, vs. GT (3/14)

CAREER HIGHS

1.2, two times
 3, vs. GT (3/14/23)
 1, two times
 1, two times
 3, vs. FAMU (3/1/23)
 1, vs. Southeastern (3/10/23)
 27, vs. GT (3/14/23)

43 • CHASE ISBELL RHP

6-2 • 210 • SR • Springville, AL • Samford

- Earned his first save of the season vs. USA (3/21)
- Earned the win in 2.0 scoreless IP vs. GT (3/14)
- Pitched an immaculate inning vs. UNA (2/21)
- Named to the NCBWA Stopper of the Year Watch List

CAREER STATISTICS

YEAR	ERA	W-L	G/S	IP	H	R	ER	BB	K	BAA
2020*	3.38	1-0	5/0	5.1	3	4	2	7	6	.167
2021*	2.32	4-2	26/0	31.0	19	9	8	13	44	.173
2022	4.82	1-1	14/0	18.2	17	10	10	14	23	.243
2023	6.75	2-1	10/1	13.1	15	10	10	4	20	.273
AU	5.62	3-2	24/1	32.0	32	20	20	18	43	.256
TOTAL	3.95	8-4	54/1	68.1	54	33	30	38	93	--

SEASON HIGHS

IP: 3.1 vs. Lipscomb (3/4)
 H: 4, vs. Lipscomb (3/4)
 R: 4, vs. USC (2/26)
 ER: 4, vs. USC (2/26)
 K: 7, vs. Lipscomb (3/4)
 BB: 2, at JSU (3/8)
 PC: 56, vs. Lipscomb (3/4)

CAREER HIGHS

3.1, vs. Lipscomb (3/4/23)
 5, vs. Vandy (4/9/22)
 5, at LSU (4/1/22)
 5, at LSU (4/1/22)
 7, vs. Lipscomb (3/4/23)
 3, at Samford (5/17/22)
 57, at ETSU (5/21/21)

22 • HAYDEN MURPHY RHP

6-3 • 185 • FR • Chula, GA • Tiftarea Academy

- Pitched a season-high 2.0 innings vs. USA (3/21)
- Held the Jaguars scoreless in his first two frames before allowing the first four batters of the 7th inning to reach

CAREER STATISTICS

YEAR	ERA	W-L	G/S	IP	H	R	ER	BB	K	BAA
2023	4.26	0-0	5/0	6.1	9	3	3	2	0	.310

SEASON HIGHS

IP: 2.0, vs. South Alabama (3/21)
 H: 3, two times
 R: 2, vs. South Alabama (3/21)
 ER: 2, vs. South Alabama (3/21)
 K: --
 BB: 1, two times
 PC: 32, vs. South Alabama (3/21)

CAREER HIGHS

2.0, vs. South Alabama (3/21/23)
 3, two times
 2, vs. South Alabama (3/21/23)
 2, vs. South Alabama (3/21/23)
 --
 1, two times
 32, vs. South Alabama (3/21/23)

12 • DREW NELSON LHP

5-11 • 198 • FR • Troy, AL • Pike Liberal Arts

- Pitched a season-high 4.0 scoreless innings and earned his first collegiate win vs. USA (3/21)
- Pitched 1.2 innings with 5 Ks at Arkansas (3/17)
- Has allowed one ER in his last three apps and 8.1 IP

CAREER STATISTICS

YEAR	ERA	W-L	G/S	IP	H	R	ER	BB	K	BAA
2023	7.59	1-1	5/2	10.2	9	10	9	6	11	.220

SEASON HIGHS

IP: 4.0, vs. South Alabama (3/21)
 H: 4, vs. USC (2/26)
 R: 4, two times
 ER: 4, two times
 K: 5, at Arkansas (3/17)
 BB: 3, vs. Indiana (2/19)
 PC: 65, vs. South Alabama (3/21)

CAREER HIGHS

4.0, vs. South Alabama (3/21/23)
 4, vs. USC (2/26/23)
 4, two times
 4, two times
 5, at Arkansas (3/17/23)
 3, vs. Indiana (2/19/23)
 65, vs. South Alabama (3/21/23)

44 • RYAN OLSON RHP

6-1 • 206 • FR • Auburn, AL • Auburn

CAREER STATISTICS

YEAR	ERA	W-L	G/S	IP	H	R	ER	BB	K	BAA
2023	21.60	0-0	3/0	1.2	6	4	4	2	3	.600

SEASON HIGHS

IP: 1.0, vs. FAMU (3/1)
 H: 3, vs. Southeastern (3/11)
 R: 3, vs. Southeastern (3/11)
 ER: 3, vs. Southeastern (3/11)
 K: 2, vs. FAMU (3/1)
 BB: 2, vs. Indiana (2/19)
 PC: 26, vs. FAMU (3/1)

CAREER HIGHS

1.0, vs. FAMU (3/1/23)
 3, vs. Southeastern (3/11/23)
 3, vs. Southeastern (3/11/23)
 3, vs. Southeastern (3/11/23)
 2, vs. FAMU (3/1/23)
 2, vs. Indiana (2/19/23)
 26, vs. FAMU (3/1/23)

20 • TOMMY SHEEHAN LHP

6-0 • 210 • Gr. • Brielle, NJ • Notre Dame

- Hasn't made an appearance since Feb. 18
- Allowed just one earned run in his final seven appearances and 15.0 innings in 2022

CAREER STATISTICS

YEAR	ERA	W-L	G/S	IP	H	R	ER	BB	K	BAA
2018*	5.74	2-4	14/14	62.2	62	43	40	41	27	.264
2019*	4.58	5-6	15/15	92.1	100	62	47	23	62	.268
2020*	2.70	3-0	4/4	23.1	18	7	7	5	22	.202
2021*	6.75	0-1	2/2	8.0	10	6	6	5	10	.303
2022	4.28	2-0	16/3	33.2	25	18	16	22	29	.207
2023	0.00	0-0	1/0	0.1	0	0	0	2	1	.000
AU	4.24	2-0	17/3	34.0	25	18	16	24	30	.205
TOTAL	4.74	12-11	52/37	220.1	215	136	116	98	151	--

SEASON HIGHS

IP: 0.1, vs. Indiana (2/18)
 H: --
 R: --
 ER: --
 K: 1, vs. Indiana (2/18)
 BB: 2, vs. Indiana (2/18)
 PC: 20, vs. Indiana (2/18)

CAREER HIGHS

9.0, two times
 13, vs. North Carolina (4/13/19)
 11, vs. North Carolina (4/13/19)
 8, vs. North Carolina (4/13/19)
 9, at UAB (2/14/20)
 6, vs. Purdue (2/24/18)
 112, vs. North Carolina (4/13/19)

21 • TOMMY VAIL LHP

5-11 • 190 • Gr. • Seattle, WA • TCU/Notre Dame

- Is the NCAA active leader in H/9.0 IP (4.99)
- Has started his last four appearances - three midweeks and one weekend
- Has allowed four hits in 14.0 IP as a starter this season
- Pitched a career high 5.2 innings with 8 Ks vs. UAB (3/7)
- Was teammates with Tommy Sheehan at ND from 2018-21 before spending last season at TCU

CAREER STATISTICS

YEAR	ERA	W-L	G/S	IP	H	R	ER	BB	K	BAA
2018*	3.90	3-2	27/1	27.2	24	16	12	24	30	.231
2019*	3.27	3-2	25/2	44.0	24	19	16	26	61	.157
2020*	2.08	3-0	7/0	17.1	5	6	4	3	24	.086
2021*	DNP-INJURED									
2022*	3.65	1-0	13/0	12.1	9	5	5	6	15	.205
2023	2.55	2-1	6/4	17.2	4	5	5	10	22	.071
TOTAL	3.18	11-5	78/7	119.0	66	51	42	69	152	--

SEASON HIGHS

IP: 5.2, vs. UAB (3/7)
 H: 2, at Arkansas (3/17)
 R: 4, at Arkansas (3/17)
 ER: 4, at Arkansas (3/17)
 K: 8, vs. UAB (3/7)
 BB: 4, at Arkansas (3/17)
 PC: 87, vs. UAB (3/7)

CAREER HIGHS

5.2, vs. UAB (3/7/23)
 5, vs. Boston College (4/29/18)
 4, three times
 4, at Arkansas (3/17/23)
 9, vs. Toledo (2/22/20)
 5, vs. Duke (5/21/19)
 92, vs. Boston College (4/29/18)

AUBURN IN THE NATIONAL AND SEC RANKINGS

(as of Mar. 20)

	TOTAL	NCAA	SEC
41 JOHN ARMSTRONG Wins	4	9	2
5 KASON HOWELL Doubles	11	4	2
18 IKE IRISH Doubles Hits	12 35	3 21	1 3
8 BRYSON WARE Slugging percentage Total bases Home runs	.895 68 9	8 11 12	4 5 6

PITCHING CAREERS

CHASE ALLSUP'S AUBURN APPEARANCES

2022 - FRESHMAN YEAR												
Date	Opp (Res.)	DEC	QS	IP	H	R	ER	BB	SO	HR	ERA	NP
2/20	vs. Kansas State (W, 12-1)	-	-	1.0	0	0	0	0	3	0	0.00	14
2/25	YALE (W, 9-0)	-	-	1.0	0	0	0	2	2	0	0.00	25
3/2	UAB (W, 16-1)	-	-	1.0	0	0	0	1	2	0	0.00	20
3/9	vs. Tennessee Tech (W, 4-3)	-	-	2.0	2	0	0	1	3	0	0.00	39
3/13	MIDDLE TENNESSEE-G1 (W, 10-7)	-	-	1.1	3	1	0	1	3	0	0.00	35
3/18	#1 OLE MISS (W, 19-5)	-	-	1.1	2	4	2	2	2	1	2.35	49
3/26	at Texas A&M (L, 4-5 [11])	-	-	0.1	0	0	0	0	0	0	2.25	1
3/27	at Texas A&M (W, 13-9)	W	-	1.0	0	1	0	1	0	0	2.00	19
4/5	at UAB (W, 6-4)	S	-	2.1	2	1	1	0	2	1	2.38	34
4/12	SAMFORD (W, 4-1)	-	-	2.0	1	0	0	0	5	0	2.03	33
4/19	ALABAMA STATE (W, 6-5 [10])	-	-	0.2	0	0	0	2	0	0	1.93	15
4/22	SOUTH CAROLINA (W, 6-3)	-	-	0.2	0	0	0	0	0	0	1.84	5
4/26	at Jax State (W, 8-4)	-	-	2.2	2	1	1	0	3	1	2.08	31
4/30	at #1 Tennessee (W, 8-6)	-	-	1.1	2	1	1	1	1	0	2.41	41
5/6	#3 ARKANSAS (L, 8-11)	-	-	1.2	1	0	0	1	0	0	2.21	21
5/8	#3 ARKANSAS (L, 4-7)	-	-	0.2	1	1	1	2	0	0	2.57	22
5/14	ALABAMA (W, 6-4)	S	-	2.0	1	0	0	0	2	0	2.35	21
5/17	at Samford (W, 8-4)	-	-	1.0	1	0	0	1	2	0	2.25	21
5/20	at Kentucky (W, 6-3)	-	-	1.0	1	1	1	0	1	1	2.52	14
5/21	at Kentucky (L, 3-6)	-	-	2.0	2	1	1	0	2	0	2.67	28
5/25	vs. Kentucky (L, 1-3)	-	-	1.0	0	0	0	0	3	0	2.57	20
6/12	at #3 Oregon State (L, 3-4)	-	-	0.2	1	1	1	1	0	0	2.83	11
6/21	vs. Arkansas (L, 1-11)	-	-	0.2	2	2	2	1	1	0	3.38	21

2023 - SOPHOMORE YEAR

Date	Opp (Res.)	DEC	QS	IP	H	R	ER	BB	SO	HR	ERA	NP
2/17	*INDIANA (W, 8-4)	-	-	2.0	3	2	2	2	4	1	9.00	48
2/24	*USC (W, 5-3)	-	-	3.2	5	1	1	2	2	0	4.76	72
3/3	LIPSCOMB (W, 7-3)	S	-	3.0	1	1	1	2	5	1	4.15	55
3/7	UAB (W, 4-1)	S	-	3.1	3	1	1	1	3	0	3.75	46
3/11	SOUTHEASTERN (L, 3-8)	-	-	1.0	4	2	2	0	2	0	4.85	23
3/14	GEORGIA TECH (W, 12-11 [12])	-	-	0.2	4	3	3	0	0	0	6.59	20
3/19	at #3 Arkansas (L, 0-5)	-	-	0.1	4	2	2	0	1	0	7.71	19

JOHN ARMSTRONG'S AUBURN APPEARANCES

2022 - FRESHMAN YEAR												
Date	Opp (Res.)	DEC	QS	IP	H	R	ER	BB	SO	HR	ERA	NP
2/18	vs. Oklahoma (L, 0-3)	-	-	1.0	0	0	0	0	1	0	0.00	8
2/19	vs. #12 Texas Tech (W, 2-1)	-	-	0.2	0	0	0	1	0	0	0.00	13
2/25	YALE (W, 9-0)	-	-	0.2	0	0	0	0	2	0	0.00	9
2/26	YALE-G2 (L, 4-5 [10])	-	-	0.2	1	0	0	0	1	0	0.00	12
3/1	ALABAMA STATE (W, 13-7)	-	-	0.2	1	0	0	0	2	0	0.00	16
3/9	vs. Tennessee Tech (W, 4-3)	-	-	0.1	1	0	0	0	1	0	0.00	5
3/11	MIDDLE TENNESSEE (L, 8-10)	-	-	0.1	0	3	0	2	1	0	0.00	18
3/17	#1 OLE MISS (L, 6-13)	-	-	0.0	2	3	2	2	0	0	4.15	19
3/22	vs. South Alabama (W, 13-12)	-	-	0.1	0	0	0	0	0	0	3.86	4
3/29	JAX STATE (L, 2-5)	-	-	1.1	1	0	0	1	0	0	3.00	26
5/8	#3 ARKANSAS (L, 4-7)	-	-	2.2	0	0	0	1	4	0	2.08	40
5/13	ALABAMA (W, 3-2)	W	-	2.2	1	0	0	0	3	0	1.59	29
5/17	at Samford (W, 8-4)	-	-	2.1	1	0	0	0	3	0	1.32	29
5/20	at Kentucky (L, 1-5)	-	-	0.2	1	0	0	0	2	0	1.26	10
5/21	at Kentucky (L, 3-6)	-	-	0.0	3	2	2	1	0	0	2.51	11
6/4	FLORIDA STATE (W, 21-7)	-	-	2.0	3	1	1	1	0	0	2.76	24
6/11	at #3 Oregon State (W, 7-5)	-	-	1.0	0	0	0	1	0	0	2.60	15
6/12	at #3 Oregon State (L, 3-4)	-	-	0.2	2	0	0	0	0	0	2.50	9
6/21	vs. Arkansas (L, 1-11)	-	-	1.0	4	4	4	1	1	1	4.26	24

2023 - SOPHOMORE YEAR

Date	Opp (Res.)	DEC	QS	IP	H	R	ER	BB	SO	HR	ERA	NP
2/17	INDIANA (W, 8-4)	-	-	3.1	0	0	0	1	3	0	0.00	48
2/21	vs. North Alabama (W, 13-1)	-	-	1.1	1	0	0	0	2	0	0.00	18
2/24	USC (W, 5-3)	W	-	0.1	0	0	0	0	0	0	0.00	2
2/25	USC (W, 12-6)	W	-	1.2	1	3	3	3	1	0	4.05	34
3/3	LIPSCOMB (W, 7-3)	W	-	2.1	2	1	1	0	4	1	4.00	44
3/5	LIPSCOMB (W, 4-3)	W	-	3.0	0	0	0	0	2	0	3.00	43
3/10	SOUTHEASTERN (W, 7-1)	S	-	3.1	0	0	0	1	1	0	2.35	46
3/14	GEORGIA TECH (W, 12-11 [12])	-	-	1.0	3	1	1	0	2	0	2.76	18
3/17	at #3 Arkansas (L, 2-7)	-	-	2.0	5	3	2	1	2	0	3.44	51
3/21	vs. South Alabama (W, 6-5)	-	-	2.0	2	3	3	1	1	2	4.43	33

TANNER BAUMAN'S AUBURN APPEARANCES

2023 - JUNIOR YEAR												
Date	Opp (Res.)	DEC	QS	IP	H	R	ER	BB	SO	HR	ERA	NP
2/17	INDIANA (W, 8-4)	W	-	2.2	1	2	1	1	3	0	3.38	52
2/24	USC (W, 5-3)	-	-	3.2	1	2	2	3	3	0	4.26	52
3/3	*LIPSCOMB (W, 7-3)	-	-	3.2	4	1	1	1	5	1	3.60	73
3/10	*SOUTHEASTERN (W, 7-1)	-	-	4.0	7	1	1	1	3	0	3.21	75
3/14	GEORGIA TECH (W, 12-11 [12])	-	-	2.0	3	0	0	0	2	0	2.81	33
3/18	at #3 Arkansas (L, 3-9)	-	-	2.0	4	3	3	2	1	0	4.00	47

WILL CANNON'S AUBURN APPEARANCES

2023 - SOPHOMORE YEAR												
Date	Opp (Res.)	DEC	QS	IP	H	R	ER	BB	SO	HR	ERA	NP
2/17	INDIANA (W, 8-4)	-	-	1.0	1	0	0	0	2	0	0.00	23
2/24	USC (W, 5-3)	S	-	1.1	2	0	0	1	1	0	0.00	26
2/25	USC (W, 12-6)	S	-	1.2	2	0	0	1	1	0	0.00	24
3/4	LIPSCOMB (W, 12-11)	W	-	2.0	2	1	1	2	2	0	1.50	36
3/8	at Jacksonville State (W, 6-3)	S	-	2.2	3	2	2	1	4	0	3.12	45
3/11	SOUTHEASTERN (L, 3-8)	-	-	1.0	4	3	1	1	1	1	3.72	30
3/14	GEORGIA TECH (W, 12-11 [12])	-	-	2.1	1	0	0	0	3	0	3.00	41
3/19	at #3 Arkansas (L, 0-5)	-	-	4.2	2	0	0	2	4	0	2.16	58

PARKER CARLSON'S AUBURN APPEARANCES

2022 - FRESHMAN YEAR												
Date	Opp (Res.)	DEC	QS	IP	H	R	ER	BB	SO	HR	ERA	NP
2/23	TROY (W, 13-1)	-	-	1.0	0	0	0	0	1	0	0.00	8
2/26	YALE-G2 (L, 4-5 [10])	-	-	1.0	2	1	1	0	1	1	4.50	17
3/6	RHODE ISLAND (W, 14-1)	W	-	3.0	2	1	1	1	4	1	3.60	40
3/13	MIDDLE TENNESSEE-G1 (W, 10-7)	-	-	0.2	3	3	3	0	2	1	7.94	24
3/29	JAX STATE (L, 2-5)	L	-	1.2	1	2	2	2	2	0	8.59	34

2023 - SOPHOMORE YEAR

Date	Opp (Res.)	DEC	QS	IP	H	R	ER	BB	SO	HR	ERA	NP
2/19	INDIANA (L, 2-11)	-	-	0.2	3	1	1	0	1	0	13.50	18
2/26	USC (T, 12-12)	-	-	0.1	0	0	0	0	1	0	9.00	6
3/1	FLORIDA A&M (W, 18-8)	-	-	1.0	2	3	1	2	3	0	9.00	27
3/5	LIPSCOMB (W, 4-3)	-	-	0.1	0	0	0	1	1	0	7.71	10
3/10	SOUTHEASTERN (W, 7-1)	W	-	1.0	0	0	0	0	2	0	5.40	15
3/11	SOUTHEASTERN (L, 7-8)	-	-	0.2	1	0	0	1	0	0	4.50	18
3/17	at #3 Arkansas (L, 2-7)	-	-	0.1	0	0	0	1	0	0	4.15	7

KONNER COPELAND'S AUBURN APPEARANCES

2022 - JUNIOR YEAR												
Date	Opp (Res.)	DEC	QS	IP	H	R	ER	BB	SO	HR	ERA	NP
3/1	*ALABAMA STATE (W, 13-7)	-	-	2.1	5	1	0	2	1	0	0.00	52
4/1	at #12 LSU (L, 2-9)	-	-	0.1	0	0	0	0	0	0	0.00	1
4/15	at Mississippi State (L, 5-9)	-	-	0.1	0	0	0	0	1	0	0.00	3
4/20	*KENNESAW STATE (W, 14-1)	W	-	4.0	2	0	0	1	8	0	0.00	68
4/26	at Jax State (W, 8-4)	W	-	1.1	3	2	2	1	1	0	2.16	25
4/30	at #1 Tennessee (W, 8-6)	W	-	2.0	3	1	1	0	2	1	2.61	41
5/6	#3 ARKANSAS (L, 8-11)	-	-	1.1	2	4	4	2	1	2	5.40	32
5/10	at Troy (W, 11-4)	-	-	0.2	1	0	0	0	1	0	5.11	12
6/3	SOUTHEASTERN (W, 19-7)	-	-	2.2	4	3	0	2	4	0	4.20	56

2023 - SENIOR YEAR

Date	Opp (Res.)	DEC	QS	IP	H	R	ER	BB	SO	HR	ERA	NP
2/21	*vs. North Alabama (W, 13-1)	W	-	3.2	3	1	1	0	6	0	2.45	66
2/26	USC (T, 12-12)	-	-	2.0	3	0	0	0	1	0	1.59	39
3/4	LIPSCOMB (W, 12-11)	-	-	0.2	4	4	4	0	0	1	7.11	20
3/8	*at Jacksonville State (W, 6-3)	-	-	5.0	2	0	0	1	6	0	3.97	65
3/14	GEORGIA TECH (W, 12-11 [12])	-	-	1.1	6	5	5	1	1	0	7.11	43
3/19	*at #3 Arkansas (L, 0-5)	L	-	2.2	3	3	3	1	2	1	7.63	48

ZACH CROTCHFELT'S AUBURN APPEARANCES

CHRISTIAN HERBERHOLZ'S AUBURN APPEARANCES

2023 - REDSHIRT JUNIOR YEAR												
Date	Opp (Res.)	DEC	QS	IP	H	R	ER	BB	SO	HR	ERA	NP
2/19	INDIANA (L, 2-11)	-	-	1.1	3	3	3	1	2	0	20.25	39
2/25	*USC (W, 12-6)	-	-	4.0	5	3	2	1	4	1	8.44	68
3/4	*LIPSCOMB (W, 12-11)	-	-	3.0	6	4	4	1	2	2	9.72	60
3/8	at Jacksonville State (W, 6-3)	-	-	0.1	1	0	0	0	1	0	9.35	13
3/11	*SOUTHEASTERN (L, 7-8)	L	-	3.0	6	3	3	1	3	0	9.26	65
3/18	at #3 Arkansas (L, 3-9)	-	-	2.0	0	0	0	0	3	0	7.90	25

TREVOR HORNE'S AUBURN APPEARANCES

2023 - REDSHIRT FRESHMAN YEAR												
Date	Opp (Res.)	DEC	QS	IP	H	R	ER	BB	SO	HR	ERA	NP
2/19	INDIANA (L, 2-11)	-	-	1.2	1	0	0	0	0	0	0.00	23
3/1	FLORIDA A&M (W, 18-8)	-	-	1.0	1	1	1	0	3	1	3.38	14
3/10	SOUTHEASTERN (W, 7-1)	-	-	0.2	0	0	0	1	1	0	2.70	18
3/11	SOUTHEASTERN (L, 7-8)	-	-	1.1	0	0	0	0	1	0	1.93	19
3/14	GEORGIA TECH (W, 12-11 [12])	-	-	1.2	3	1	1	0	1	0	2.84	27

CHASE ISBELLS' AUBURN APPEARANCES

2022 - JUNIOR YEAR												
Date	Opp (Res.)	DEC	QS	IP	H	R	ER	BB	SO	HR	ERA	NP
3/22	vs. South Alabama (W, 13-12)	-	-	1.0	1	0	0	0	1	0	0.00	18
3/26	at Texas A&M (L, 4-5 [11])	L	-	2.1	2	1	1	0	3	0	2.70	45
4/1	at LSU (L, 2-9)	-	-	0.2	3	5	5	2	0	0	13.50	27
4/5	at UAB (W, 6-4)	-	-	0.1	0	0	0	1	0	0	12.46	11
4/9	#12 VANDERBILT (L, 4-19)	-	-	1.0	5	3	3	0	1	0	15.19	31
4/15	at Mississippi State (L, 5-9)	-	-	1.0	1	0	0	1	2	0	12.79	21
4/22	KENNESAW STATE (W, 14-1)	-	-	1.0	0	0	0	1	1	0	11.05	15
4/29	at #1 Tennessee (L, 4-17)	-	-	1.0	1	0	0	0	1	0	9.72	12
5/7	#3 ARKANSAS (W, 5-3)	-	-	2.1	1	1	1	1	3	0	8.44	37
5/10	at Troy (W, 11-4)	W	-	1.0	0	0	0	1	1	0	7.71	17
5/17	at Samford (W, 8-4)	-	-	0.2	0	0	0	3	0	0	7.30	28
5/20	at Kentucky (L, 1-5)	-	-	2.0	2	0	0	1	3	0	6.28	32
6/12	at #3 Oregon State (L, 3-4)	-	-	2.2	0	0	0	2	4	0	5.29	41
6/21	vs. Arkansas (L, 1-11)	-	-	1.2	1	0	0	1	3	0	4.82	33

2023 - SENIOR YEAR

Date	Opp (Res.)	DEC	QS	IP	H	R	ER	BB	SO	HR	ERA	NP
2/18	INDIANA (W, 6-1)	-	-	1.2	2	1	1	1	2	0	5.40	36
2/21	vs. North Alabama (W, 13-1)	-	-	2.0	1	0	0	0	4	0	2.45	21
2/26	*USC (T, 12-12)	-	-	0.0	3	4	4	1	0	2	12.27	13
3/4	LIPSCOMB (W, 12-11)	-	-	3.1	4	2	2	0	7	1	9.00	56
3/8	at Jacksonville State (W, 6-3)	W	-	1.0	1	0	0	2	2	0	7.88	27
3/11	SOUTHEASTERN (L, 3-8)	L	-	1.1	2	3	3	0	1	0	9.64	25
3/14	GEORGIA TECH (W, 12-11 [12])	W	-	2.0	1	0	0	0	2	0	7.94	21
3/17	at #3 Arkansas (L, 2-7)	-	-	0.2	1	0	0	0	0	0	7.50	8
3/19	at #3 Arkansas (L, 0-5)	-	-	0.1	0	0	0	0	1	0	7.30	7
3/21	vs. South Alabama (W, 6-5)	S	-	1.0	0	0	0	0	1	0	6.75	11

CAMERON KESHOCK'S AUBURN APPEARANCES

2023 - FRESHMAN YEAR												
Date	Opp (Res.)	DEC	QS	IP	H	R	ER	BB	SO	HR	ERA	NP
3/1	FLORIDA A&M (W, 18-8)	-	-	0.0	2	4	4	1	0	0	99.00	10
3/11	SOUTHEASTERN (L, 7-8)	-	-	1.0	1	0	0	0	1	0	36.00	8

HAYDEN MURPHY'S AUBURN APPEARANCES

2023 - FRESHMAN YEAR												
Date	Opp (Res.)	DEC	QS	IP	H	R	ER	BB	SO	HR	ERA	NP
2/19	INDIANA (L, 2-11)	-	-	0.2	1	0	0	0	0	0	0.00	9
2/26	USC (T, 12-12)	-	-	1.1	1	0	0	1	0	0	0.00	21
3/5	LIPSCOMB (W, 4-3)	-	-	1.2	3	1	1	0	0	0	2.45	28
3/11	SOUTHEASTERN (L, 3-8)	-	-	0.2	1	0	0	0	0	0	2.08	12
3/21	vs. South Alabama (W, 6-5)	-	-	2.0	3	2	2	1	0	1	4.26	32

DREW NELSON'S AUBURN APPEARANCES

2023 - FRESHMAN YEAR												
Date	Opp (Res.)	DEC	QS	IP	H	R	ER	BB	SO	HR	ERA	NP
2/19	*INDIANA (L, 2-11)	L	-	0.2	2	4	4	3	0	1	54.00	32
2/26	USC (T, 12-12)	-	-	1.2	4	4	4	0	1	0	30.86	26
3/11	SOUTHEASTERN (L, 7-8)	-	-	2.2	2	2	1	1	3	0	16.20	43
3/17	at #3 Arkansas (L, 2-7)	-	-	1.2	0	0	0	1	5	0	12.15	30
3/21	*vs. South Alabama (W, 6-5)	W	-	4.0	1	0	0	1	2	0	7.59	65

RYAN OLSON'S AUBURN APPEARANCES

2023 - FRESHMAN YEAR												
Date	Opp (Res.)	DEC	QS	IP	H	R	ER	BB	SO	HR	ERA	NP
2/19	INDIANA (L, 2-11)	-	-	0.1	1	1	1	2	0	0	27.00	16
3/1	FLORIDA A&M (W, 18-8)	-	-	1.0	2	0	0	0	2	0	6.75	26
3/11	SOUTHEASTERN (L, 7-8)	-	-	0.1	3	3	3	0	1	0	21.60	10

TOMMY SHEEHAN'S AUBURN APPEARANCES

2022 - FIFTH YEAR												
Date	Opp (Res.)	DEC	QS	IP	H	R	ER	BB	SO	HR	ERA	NP
2/18	*vs. Oklahoma (L, 0-3)	-	-	1.0	1	0	0	1	1	0	0.00	33
2/23	*TROY (W, 13-1)	-	-	3.0	1	1	1	3	1	0	2.25	43
3/6	RHODE ISLAND (W, 14-1)	S	-	3.0	0	0	0	1	5	0	1.29	47
3/13	MIDDLE TENNESSEE-G1 (W, 10-7) W	-	-	3.2	4	2	2	2	1	1	2.53	52
3/19	#1 OLE MISS (L, 2-15)	-	-	2.2	5	3	3	0	3	0	4.05	40
3/27	* at Texas A&M (W, 13-9)	-	-	1.0	3	5	5	4	0	0	6.91	38
4/9	#12 VANDERBILT (L, 4-19)	-	-	1.1	2	2	2	2	1	0	7.47	28
4/20	KENNESAW STATE (W, 14-1)	-	-	2.0	0	0	0	0	3	0	6.62	22
4/23	SOUTH CAROLINA (W, 8-6)	-	-	1.0	2	3	2	1	2	0	7.23	24
4/29	at #1 Tennessee (L, 4-17)	-	-	2.1	0	0	0	2	0	0	6.43	35
5/6	#3 ARKANSAS (L, 8-11)	-	-	1.0	1	0	0	0	0	0	6.14	19
5/8	#3 ARKANSAS (L, 4-7)	-	-	0.2	0	1	0	2	1	0	5.96	21
5/14	ALABAMA (W, 6-4)	-	-	4.0	1	0	0	1	4	0	5.06	65
5/20	at Kentucky (L, 1-5)	-	-	2.0	1	1	1	1	1	0	5.02	38

6/11	at #3 Oregon State (W, 7-5)	W	-	3.1	2	0	0	1	3	0	4.50	54
6/20	vs. #2 Stanford (W, 6-2)	-	-	1.2	2	0	0	1	3	0	4.28	33

2023 - SIXTH YEAR

Date	Opp (Res.)	DEC	QS	IP	H	R	ER	BB	SO	HR	ERA	NP
2/18	INDIANA (W, 6-1)	-	-	0.1	0	0	0	2	1	0	0.00	20

TOMMY VAIL'S AUBURN APPEARANCES

2022 - SIXTH YEAR												
Date	Opp (Res.)	DEC	QS	IP	H	R	ER	BB	SO	HR	ERA	NP
2/18	INDIANA (W, 6-1)	-	-	2.0	0	0	0	0	1	0	0.00	27
2/25	USC (W, 12-6)	-	-	1.2	1	0	0	2	2	0	0.00	32
3/1	*FLORIDA A&M (W, 18-8)	W	-	4.0	0	0	0	2	6	0	0.00	58
3/7	*UAB (W, 4-1)	W	-	5.2	0	0	0	2	8	0	0.00	87
3/14	*GEORGIA TECH (W, 12-11 [12])	-	-	1.0	1	1	1	0	1	0	0.63	10
3/17	*at #3 Arkansas (L, 2-7)	L	-	3.1	2	4	4	4	4	1	2.55	63

SUPERLATIVES AND MISCELLANEOUS NOTES

STARTS BY POSITION

STARTING PITCHER		
Tommy Vail	4	3-1
Konner Copeland	3	2-1
Zach Crotchfelt	3	1-2
Christian Herberholz	3	2-1
Chase Allsup	2	2-0
Tanner Bauman	2	2-0
Drew Nelson	2	1-1
Jospeh Gonzalez	1	1-0
Chase Isbell	1	0-0-1
CATCHER		
Nate LaRue	14	9-4-1
Ryan Dyal	5	3-2
Carter Wright	2	2-0
FIRST BASE		
Ike Irish	9	4-5
Cooper McMurray	7	5-1-1
Cam Hill	3	3-0
Brody Wortham	2	1-1
SECOND BASE		
Caden Green	10	7-2-1
Brody Moss	7	5-2
Bryson Ware	4	2-2
THIRD BASE		
Bryson Ware	17	12-4-1
Gavin Miller	4	2-2
SHORTSTOP		
Cole Foster	18	13-4-1
Caden Green	3	1-2
LEFT FIELD		
Chris Stanfield	12	7-5
Bobby Peirce	7	5-1-1
Mike Bello	1	1-0
Josh Hall	1	1-0
CENTER FIELD		
Kason Howell	20	13-6-1
Chris Stanfield	1	1-0
RIGHT FIELD		
Justin Kirby	19	13-5-1
Josh Hall	2	1-1
DESIGNATED HITTER		
Ike Irish	12	10-1-1
Mike Bello	3	0-3
Ryan Dyal	2	2-0
Justin Kirby	2	1-1
Cam Hill	1	0-1
Bobby Peirce	1	1-0

2023 AUBURN & OPPONENT HIGHS

	AUBURN	OPPONENT
TEAM BATTING		
Runs in a game	18, vs. FAMU [7] (3/1)	12, USC (2/26)
Runs in an inning	11 [1st], vs. FAMU [7] (3/1)	7, [6th] FAMU (3/1)
Most Hits in a game	20, vs. Georgia Tech (3/14)	22, Georgia Tech (3/14)
Fewest Hits in a game	3, at Arkansas (3/19)	3, vs. UAB (3/7)
Hits in an inning	7 [1st], vs. FAMU [7] (3/1)	6, two times
2B in a game	8, vs. Lipscomb (3/4)	8, Georgia Tech (3/14)
3B in a game	1, five times	1, USC (2/24)
HR in a game	3, two times	4, Lipscomb (3/4)
SB in a game	2, three times	3, Southeastern (3/11)
LOB in a game	15, vs. Georgia Tech (3/14)	13, Southeastern (3/10)
K in a game	14, two times	14, two times
BB in a game	14, vs. FAMU [7] (3/1)	7, three times
TEAM PITCHING		
K in a game	14, two times	14, two times
BB in a game	7, three times	14, FAMU (3/1)
Pitchers used	8, vs. Georgia Tech (3/14)	8, UAB (3/7)
Total Quality Starts	--	5
TEAM FIELDING		
Errors in a game	4, vs. USA (3/21)	3, USC (2/26)
DP turned in a game	2, three times	3, Southeastern (3/11)
IND. BATTING		
Hits in a game	4, four times	5, DeLeo [GT] (3/14)
Runs in a game	3, 10 times	3, three times
2B in a game	3, Howell vs. Lipscomb (3/3)	2, seven times
3B in a game	1, five times	1, Overn [USC] (2/24)
HR in a game	2, two times	2, two times
RBI in a game	7, Kirby vs. USC (2/26)	4, four times
XBH in a game	3, two times	2, 10 times
SB in a game	2, Kirby at Arkansas (3/17)	2, Cook [SLU] (3/11)
BB in a game	3, five times	2, 13 times
HBP in a game	1, 25 times	2, two times
K in a game	4, Kirby vs. Lipscomb (3/4)	3, eight times
Hitting Streak	14, Ware (2/17-3/10)	3, 11 times
Consec. G w/HR	4, Ware (3/3-7)	2, three times
IND. PITCHING		
K by a starter	8, Vail vs. UAB (3/7)	6, four times
K by a reliever	7, Isbell vs. Lipscomb (3/4)	7, Van Treek [LIP] (3/4)
BB by a starter	4, Vail at Arkansas (3/17)	5, Landry [SLU] (3/11)
BB by a reliever	3, two times	5, Langley [FAMU] (3/1)
IP by a starter	5.2, vs. UAB (3/7)	7.0, Tucker [LIP] (3/5)
IP by a reliever	4.2, Cannon at Arkansas (3/19)	4.0, Van Treek [LIP] (3/4)
MISCELLANEOUS	AUBURN	
Biggest comeback win	7, vs. Georgia Tech (3/14)	
Biggest blown lead loss	3, vs. Southeastern (3/11)	
Largest margin of victory	12, vs. UNA [7] (2/21)	
Largest margin of defeat	9, vs. Indiana (2/19)	
Longest game, Time	4:33, vs. Georgia Tech (3/14)	
Longest game, Time (9 inn)	3:48, vs. USC (2/26)	
Shortest game, Time (9 inn)	2:13, vs. UAB (3/7)	
Longest game, Innings	12, vs. Georgia Tech (3/14)	
Largest crowd, Home	4,097, three times	
Largest crowd, Road	9,359, at Arkansas (3/18)	
Largest crowd, Neutral	5,448, vs. UNA [7] (2/21)	

STARTS BY ORDER

LEADOFF		
Kason Howell	12	7-5
Bobby Peirce	7	5-1-1
Mike Bello	1	1-0
Josh Hall	1	1-0
2ND SPOT		
Cole Foster	16	11-4-1
Brody Moss	2	2-0
Chris Stanfield	2	1-1
Mike Bello	1	0-1
3RD SPOT		
Justin Kirby	11	10-0-1
Ike Irish	10	4-6
CLEANUP		
Ike Irish	11	10-0-1
Bryson Ware	7	2-5
Justin Kirby	3	2-1
5TH SPOT		
Bryson Ware	11	10-0-1
Justin Kirby	7	2-5
Nate LaRue	2	2-0
Cooper McMurray	1	0-1
6TH SPOT		
Chris Stanfield	7	4-3
Ryan Dyal	6	4-2
Kason Howell	4	2-1-1
Cole Foster	1	1-0
Cooper McMurray	1	1-0
Gavin Miller	1	1-0
Bobby Peirce	1	1-0
7TH SPOT		
Chris Stanfield	4	3-1
Cooper McMurray	3	3-0-1
Gavin Miller	3	1-2
Caden Green	2	1-1
Cam Hill	2	2-0
Kason Howell	2	2-0
Bryson Ware	2	1-1
Ryan Dyal	1	1-0
Cole Foster	1	1-0
Brody Moss	1	0-1
8TH SPOT		
Nate LaRue	10	6-3-1
Josh Hall	2	1-1
Cam Hill	2	1-1
Cooper McMurray	2	2-0
Brody Wortham	2	2-0
Mike Bello	1	0-1
Bryson Ware	1	1-0
Carter Wright	1	1-0
9TH SPOT		
Caden Green	11	7-3-1
Brody Moss	4	3-1
Kason Howell	2	2-0
Nate LaRue	2	1-1
Mike Bello	1	0-1
Carter Wright	1	1-0

PITCHING NOTES

2023 BULLPEN BY NUMBERS

Total App.....	72
Saves/Opp.....	7/7
IR/IRS.....	69/29
BA Against.....	.280
ERA.....	5.78

SAVES/OPP

Will Cannon.....	3/3
Chase Allsup.....	2/2
John Armstrong.....	1/1
Chase Isbell.....	1/1

INHERITED RUNNERS/SCORED

Chase Allsup.....	3/1
John Armstrong.....	16/3
Tanner Bauman.....	1/1
Will Cannon.....	12/5
Parker Carlson.....	13/8
Konner Copeland.....	1/1
Zach Crotchfelt.....	2/0
Christian Herberholz.....	2/0
Trevor Horne.....	3/1
Chase Isbell.....	10/3
Hayden Murphy.....	6/6

1ST BATTER FACED/RETIRED

Chase Allsup.....	5/3
John Armstrong.....	10/7
Tanner Bauman.....	4/3
Will Cannon.....	8/5
Parker Carlson.....	7/3
Konner Copeland.....	3/1
Zach Crotchfelt.....	2/2
Christian Herberholz.....	3/2
Trevor Horne.....	5/4
Chase Isbell.....	9/5
Cameron Keshock.....	2/0
Hayden Murphy.....	5/4
Drew Nelson.....	3/2
Ryan Olson.....	3/1
Tommy Sheehan.....	1/0
Tommy Vail.....	2/1

RELIEF ERA

Tommy Sheehan.....	0.00
Tommy Vail.....	0.00
Will Cannon.....	2.16
Trevor Horne.....	2.84
Chase Isbell.....	4.05
Parker Carlson.....	4.15
Hayden Murphy.....	4.26
John Armstrong.....	4.43
Tanner Bauman.....	5.23
Zach Crotchfelt.....	7.36
Christian Herberholz.....	7.36
Drew Nelson.....	7.50
Chase Allsup.....	9.72
Konner Copeland.....	20.25
Ryan Olson.....	21.60
Cameron Keshock.....	36.00

2023 Auburn Baseball
Team Game-by-Game for Auburn (as of Mar 22, 2023)
Pitching (All games)

Date	Opponent	ip	h	r	er	bb	so	2b	3b	hr	wp	bk	hbp	dp	ibb	score	w-l	sv	era
Feb 17	INDIANA	9.0	5	4	3	4	12	0	0	1	0	0	3	0	0	8-4	1-0	0	3.00
Feb 18	INDIANA	9.0	4	1	1	3	5	1	0	0	0	0	1	2	0	6-1	2-0	0	2.00
Feb 19	INDIANA	9.0	14	11	11	7	7	4	0	1	1	0	1	0	0	2-11	2-1	0	5.00
Feb 21	vs North Alabama	7.0	5	1	1	0	12	3	0	0	0	0	0	0	0	13-1	3-1	0	4.24
Feb 24	USC	9.0	8	3	3	6	6	2	1	0	0	0	1	1	0	5-3	4-1	1	3.98
Feb 25	USC	9.0	9	6	5	7	8	2	0	1	0	0	0	1	0	12-6	5-1	2	4.15
Feb 26	USC	9.0	15	12	12	4	6	5	0	2	2	0	1	0	0	12-12	5-1	2	5.31
Mar 01	FLORIDA A&M	7.0	7	8	6	5	14	0	0	1	0	0	1	0	0	18-8	6-1	2	5.56
Mar 03	LIPSCOMB	9.0	7	3	3	3	14	2	0	3	0	0	1	1	0	7-3	7-1	3	5.26
Mar 04	LIPSCOMB	9.0	16	11	11	3	11	1	0	4	0	0	0	0	0	12-11	8-1	3	5.86
Mar 05	LIPSCOMB	9.0	6	3	3	4	7	0	0	1	3	0	1	0	0	4-3	9-1	3	5.59
Mar 07	UAB	9.0	3	1	1	3	11	0	0	0	1	0	0	0	0	4-1	10-1	4	5.19
Mar 08	at Jacksonville Stat	9.0	7	3	2	4	13	3	0	0	2	0	0	0	0	6-3	11-1	5	4.94
Mar 10	SOUTHEASTERN	9.0	7	1	1	3	7	1	0	0	1	0	4	0	0	7-1	12-1	6	4.65
Mar 11	SOUTHEASTERN	9.0	14	8	6	4	9	1	0	1	1	0	0	1	0	3-8	12-2	6	4.74
Mar 11	SOUTHEASTERN	9.0	13	8	7	3	9	4	0	0	2	0	2	0	0	7-8	12-3	6	4.89
Mar 14	GEORGIA TECH	12.0	22	11	11	1	12	8	0	0	0	0	1	2	0	12-11	13-3	6	5.15
*Mar 17	at Arkansas	8.0	8	7	6	7	11	1	0	1	0	0	1	0	0	2-7	13-4	6	5.23
*Mar 18	at Arkansas	8.0	9	9	6	3	9	3	0	1	0	0	1	0	0	3-9	13-5	6	5.30
*Mar 19	at Arkansas	8.0	9	5	5	3	8	2	0	1	0	0	3	2	0	0-5	13-6	6	5.32
Mar 21	vs South Alabama	9.0	6	5	5	3	4	0	0	3	2	0	1	0	0	6-5	14-6	7	5.30
Totals		185.0	194	121	109	80	195	43	1	21	15	0	23	10	0	149-121	14-6	7	5.30

AUBURN STARTING PITCHER BREAKDOWN

Starter	GS	Quality Starts	Run Support	RS/Start	Auburn Record
Vail	4	--	18	4.5	3-1
Copeland	3	--	9	3.0	2-1
Crotchfelt	3	--	5	1.7	2-1
Herberholz	3	--	12	4.0	2-1
Allsup	2	--	1	0.5	2-0
Bauman	2	--	4	2.0	2-0
Nelson	2	--	5	2.5	1-1
Gonzalez	1	--	4	4.0	1-0
Isbell	1	--	0	0.0	0-0-1

Auburn Overall Rankings

Category	Rank	No.
ERA	12th	5.30
Opp BA	14th	.267
Hits Allowed	14th	194
Walks	9th	80
Strikeouts	13th	195

Auburn SEC-Only Rankings

Category	Rank	No.
ERA	9th	6.38
Opp BA	9th	.283
Hits Allowed	10th	26
Walks	8th	13
Strikeouts	5th	28

AUBURN PITCHING BREAKDOWN

	W-L	ERA	IP	H	R	ER	BB	K	HR	AVG	HOME	W-L	ERA	IP	H	R	ER	BB	K	HR	AVG
STARTERS	5-5	4.54	71.1	66	40	36	31	73	12	.245	HOME	11-3	5.56	136.0	150	91	84	60	138	15	.278
RELIEVERS	9-1	5.78	113.2	128	81	73	49	122	9	.280	ROAD	1-3	5.18	33.0	33	24	19	17	41	3	.260
TOTALS	14-6	5.30	185.0	194	121	109	80	195	21	.267	NEUT.	2-0	3.38	16.0	11	6	6	3	16	3	.183

HITTING NOTES

2023 MULTI-HIT GAMES

	2	3	4	5+	Total
Ike Irish	9	3	1	-	13
Bryson Ware	5	4	-	-	9
Kason Howell	5	2	-	-	7
Cole Foster	2	2	2	-	6
Justin Kirby	5	-	1	-	6
Chris Stanfield	5	-	-	-	5
Bobby Peirce	1	2	-	-	3
Caden Green	3	-	-	-	3
Mike Bello	1	-	-	-	1
Josh Hall	-	1	-	-	1
Cooper McMurray	-	1	-	-	1
Gavin Miller	1	-	-	-	1
Brody Moss	1	-	-	-	1
Carter Wright	1	-	-	-	1

CAREER AUBURN MULTI-HIT GAMES

	2	3	4	5+	Total
Kason Howell	42	18	1	-	61
Bryson Ware	16	8	-	-	24
Cam Hill	13	4	-	-	17
Cole Foster	9	4	3	-	16
Bobby Peirce	8	5	-	-	13
Ike Irish	9	3	1	-	13
Nate LaRue	8	1	-	-	9
Ryan Dyal	7	-	-	-	7
Josh Hall	5	2	-	-	7
Mike Bello	4	2	-	-	6
Justin Kirby	5	-	1	-	6
Chris Stanfield	5	-	-	-	5
Caden Green	3	-	-	-	3
Cooper McMurray	-	1	-	-	1
Gavin Miller	1	-	-	-	1
Brody Moss	1	-	-	-	1
Carter Wright	1	-	-	-	-

2023 MULTI-RBI GAMES

	2	3	4	5+	Total
Bryson Ware	2	4	-	-	6
Ike Irish	3	2	-	-	5
Justin Kirby	2	2	-	1	5
Cole Foster	2	1	1	-	4
Kason Howell	3	-	1	-	4
Chris Stanfield	4	-	-	-	4
Bobby Peirce	1	2	-	-	3
Josh Hall	2	-	-	-	2
Cooper McMurray	-	2	-	-	2
Cam Hill	1	-	-	-	1
Gavin Miller	1	-	-	-	1
Brody Moss	1	-	-	-	1

CAREER AUBURN MULTI-RBI GAMES

	2	3	4	5+	Total
Kason Howell	14	7	1	1	23
Bryson Ware	9	4	2	2	17
Cole Foster	7	3	2	1	13
Cam Hill	7	3	1	-	11
Nate LaRue	9	1	-	1	11
Bobby Peirce	7	4	-	-	11
Ryan Dyal	5	3	1	-	9
Josh Hall	4	1	-	-	5
Ike Irish	3	2	-	-	5
Justin Kirby	2	2	-	1	5
Chris Stanfield	4	-	-	-	4
Mike Bello	3	-	-	-	3
Cooper McMurray	-	2	-	-	2
Gavin Miller	1	-	-	-	1
Brody Moss	1	-	-	-	1

CAREER AUBURN STARTS

	Career	Consec.
Kason Howell	209	8
Bryson Ware	81	21
Cole Foster	74	4
Nate LaRue	70	-
Cam Hill	60	-
Ryan Dyal	56	-
Bobby Peirce	49	-
Mike Bello	31	-
Ike Irish	21	21
Justin Kirby	21	21
Josh Hall	19	-
Caden Green	13	-
Chris Stanfield	13	13
Cooper McMurray	7	-
Brody Moss	7	-
Gavin Miller	4	2
Brody Wortham	2	1
Carter Wright	2	1

TEAM NOTES

Auburn Overall SEC Rankings			Auburn SEC-Only Rankings		
Category	Rank	No.	Category	Rank	No.
Avg.	11th	.298	Avg.	12th	.163
Hits	T-9th	213	Hits	12th	15
2B	5th	46	2B	T-12th	1
HR	12th	25	HR	T-8th	3
BB	9th	108	BB	9th	9

2023 AUBURN HOME RUNS

No.	Player (#)	Opponent (Date)	On	Outs	Inn.	Pitcher
1	Justin Kirby (1)	Indiana (2/17)	1	0	4	Levy (R)
2	Justin Kirby (2)	Indiana (2/19)	0	0	8	Kraft (L)
3	Bobby Peirce (1)	North Alabama (2/21)	0	1	5	Malecha (R)
4	Bryson Ware (1)	North Alabama (2/21)	1	0	6	Malecha (R)
5	Justin Kirby (3)	USC (2/24)	0	2	7	Blum (R)
6	Bryson Ware (2)	USC (2/25)	1	2	8	Wisch (R)
7	Cooper McMurray (1)	USC (2/25)	1	2	8	Wisch (R)
8	Bryson Ware (3)	USC (2/26)	0	2	1	Hammond (R)
9	Justin Kirby (4)	USC (2/26)	2	2	2	Hammond (R)
10	Justin Kirby (5)	USC (2/26)	3	0	5	Sodersten (R)
11	Justin Kirby (6)	Florida A&M (3/1)	2	0	1	Tease (R)
12	Cooper McMurray (2)	Florida A&M (3/1)	2	0	1	Tease (R)
13	Cole Foster (1)	Florida A&M (3/1)	2	0	1	Langely (R)
14	Bryson Ware (4)	Lipscomb (3/3)	0	0	4	Dunkleberger (L)
15	Bryson Ware (5)	Lipscomb (3/4)	1	0	8	Kantola (R)
16	Bryson Ware (6)	Lipscomb (3/5)	2	2	8	Thompson (L)
17	Bryson Ware (7)	UAB (3/7)	1	1	4	Haines (R)
18	Cole Foster (2)	Southeastern (3/10)	2	2	6	Robb (R)
19	Chris Stanfield (1)	Southeastern (3/11)	1	1	2	Kinzeler (R)
20	Kason Howell (1)	Southeastern (3/11)	0	0	6	Landry (R)
21	Justin Kirby (7)	Georgia Tech (3/14)	1	0	5	Finateri (R)
22	Kason Howell (2)	at Arkansas (3/17)	0	2	3	Hollan (L)
23	Bryson Ware (8)	at Arkansas (3/18)	0	0	4	McEntire (R)
24	Bryson Ware (9)	at Arkansas (3/19)	0	0	6	McEntire (R)
25	Kason Howell (3)	vs. South Alabama (3/21)	2	1	3	Knowlton (R)

AUBURN HITTING STREAKS

	Current	'23	Career
Mike Bello	1	1	6
Ryan Dyal	-	3	4
Cole Foster	-	11	11
Caden Green	-	2	2
Josh Hall	-	1	4
Cam Hill	-	2	8
Kason Howell	1	6	9
Ike Irish	2	10	10
Justin Kirby	1	5	5
Nate LaRue	-	2	4
C. McMurray	-	1	1
Gavin Miller	1	2	2
Brody Moss	-	1	2
Bobby Peirce	-	4	11
Chris Stanfield	1	5	5
Bryson Ware	5	14	15
Brody Wortham	-	1	1
Carter Wright	1	1	1

AUBURN REACHED BASE STREAKS

	Current	'23	Career
Mike Bello	1	2	8
Ryan Dyal	-	3	15
Cole Foster	-	15	15
Caden Green	4	4	4
Josh Hall	-	1	5
Cam Hill	-	2	8
Kason Howell	1	8	23
Ike Irish	2	11	11
Justin Kirby	9	9	9
Nate LaRue	-	2	7
C. McMurray	5	5	5
Gavin Miller	3	3	3
Brody Moss	-	3	3
Bobby Peirce	-	4	20
Chris Stanfield	1	7	7
Bryson Ware	22	21	22
Brody Wortham	-	2	2
Carter Wright	1	1	1

BUNT HITS

Player	No.
Jason Hall	2
Bryson Ware	2
Kason Howell	1
Ike Irish	1
TOTAL	6

SAC BUNTS

Player	No.
Bryson Ware	2
Cole Foster	1
Caden Green	1
TOTAL	4

SAC FLIES

Player	No.
Bryson Ware	2
Mike Bello	1
Caden Green	1
Kason Howell	1
Nate LaRue	1
Brody Moss	1
Bobby Peirce	1
TOTAL	8

OUTFIELD ASSISTS

Player	No.
Josh Hall	1
Justin Kirby	1
Chris Stanfield	1
TOTAL	3

PINCH HITS

Player	No.
Mike Bello	1
Cam Hill	1
Gavin Miller	1
Chris Stanfield	1
Brody Wortham	1
TOTAL	5

AUBURN CAREER HOME RUN BREAKDOWN

	1R	2R	3R	GS	Career	Home	Road	Last
Bello	1	--	--	--	1	--	--	3/26/22
Dyal	3	3	--	1	7	6	1	3/17/22
Foster	4	2	4	1	11	8	3	3/10/23
Hill	2	3	--	1	6	6	--	6/4/22
Howell	6	3	3	--	12	4	8	3/21/23
Kirby	2	2	2	1	7	7	--	3/14/23
LaRue	5	3	--	--	8	6	2	6/3/22
McMurray	--	1	1	--	2	2	--	3/1/23
Peirce	8	2	1	--	11	5	6	2/21/23
Stanfield	--	1	--	--	1	1	--	3/11/23
Ware	6	8	1	1	16	11	5	3/18/23

AUBURN 2023 GAME-BY-GAME STARTING LINEUPS

DATE	OPP	1	2	3	4	5	6	7	8	9	SP
2/17	Indiana	Peirce	Foster	Irish	Kirby	LaRue	McMurray	Howell	Ware	Green	Allsup
2/18	Indiana	Peirce	Foster	Irish	Kirby	LaRue	Howell	Ware	Wortham	Green	Gonzalez
2/19	Indiana	Peirce	Foster	Irish	Kirby	McMurray	Howell	Ware	LaRue	Green	Nelson
2/21	vs. North Alabama	Peirce	Moss	Kirby	Irish	Ware	Dyal	Foster	Hill	Howell	Copeland
2/24	USC	Peirce	Moss	Kirby	Irish	Ware	Foster	Hill	LaRue	Howell	Allsup
2/25	USC	Peirce	Foster	Kirby	Irish	Ware	Howell	McMurray	LaRue	Moss	Herberholz
2/26	USC	Peirce	Foster	Kirby	Irish	Ware	Howell	McMurray	LaRue	Green	Isbell
3/1	Florida A&M	Hall	Foster	Kirby	Irish	Ware	Dyal	Howell	McMurray	Moss	Vail
3/3	Lipscomb	Howell	Foster	Kirby	Irish	Ware	Stanfield	McMurray	LaRue	Green	Bauman
3/4	Lipscomb	Howell	Foster	Kirby	Irish	Ware	Dyal	Stanfield	McMurray	Green	Herberholz
3/5	Lipscomb	Howell	Foster	Kirby	Irish	Ware	Stanfield	Hill	LaRue	Green	Crotchfelt
3/7	UAB	Howell	Foster	Kirby	Irish	Ware	Peirce	Stanfield	LaRue	Moss	Vail
3/8	at Jacksonville State	Bello	Foster	Kirby	Irish	Ware	Dyal	Stanfield	Wright	Green	Copeland
3/10	Southeastern	Howell	Foster	Kirby	Irish	Ware	Stanfield	Dyal	LaRue	Green	Bauman
3/11	Southeastern	Howell	Bello	Irish	Ware	Kirby	Stanfield	Moss	LaRue	Green	Crotchfelt
3/11	Southeastern	Howell	Stanfield	Irish	Ware	Kirby	Dyal	Miller	Hill	Green	Herberholz
3/14	Georgia Tech	Howell	Stanfield	Irish	Ware	Kirby	Miller	Green	Hall	LaRue	Vail
3/17	at Arkansas*	Howell	Foster	Irish	Ware	Kirby	Stanfield	Green	Hall	LaRue	Vail
3/18	at Arkansas*	Howell	Foster	Irish	Ware	Kirby	Dyal	Stanfield	Bello	Moss	Crotchfelt
3/19	at Arkansas*	Howell	Foster	Irish	Ware	Kirby	Stanfield	Miller	LaRue	Bello	Copeland
3/21	vs. South Alabama	Howell	Foster	Irish	Ware	Kirby	Stanfield	Miller	Wortham	Wright	Nelson
3/23	Georgia*										
3/24	Georgia*										
3/25	Georgia*										
3/28	North Alabama										
3/31	at Florida*										
4/1	at Florida*										
4/2	at Florida*										
4/4	at UAB										
4/6	Texas A&M*										
4/7	Texas A&M*										
4/8	Texas A&M*										
4/11	at Georgia Tech										
4/14	at Alabama*										
4/15	at Alabama*										
4/16	at Alabama*										
4/18	Samford										
4/21	Mississippi State*										
4/22	Mississippi State*										
4/23	Mississippi State*										
4/25	Troy										
4/28	at South Carolina*										
4/29	at South Carolina*										
4/30	at South Carolina*										
5/5	LSU*										
5/6	LSU*										
5/7	LSU*										
5/9	vs. Samford										
5/11	at Ole Miss*										
5/12	at Ole Miss*										
5/13	at Ole Miss*										
5/16	Jacksonville State										
5/18	Missouri*										
5/19	Missouri*										
5/20	Missouri*										

* - SEC Game

AUBURN 2023 GAME-BY-GAME STARTERS

DATE	OPP	SP	C	1B	2B	3B	SS	LF	CF	RF	DH
2/17	Indiana	Allsup	LaRue	McMurray	Green	Ware	Foster	Peirce	Howell	Kirby	Irish
2/18	Indiana	Gonzalez	LaRue	Wortham	Green	Ware	Foster	Peirce	Howell	Kirby	Irish
2/19	Indiana	Nelson	LaRue	McMurray	Green	Ware	Foster	Peirce	Howell	Kirby	Irish
2/21	vs. North Alabama	Copeland	Dyal	Hill	Moss	Ware	Foster	Peirce	Howell	Kirby	Irish
2/24	USC	Allsup	LaRue	Hill	Moss	Ware	Foster	Peirce	Howell	Kirby	Irish
2/25	USC	Herberholz	LaRue	McMurray	Moss	Ware	Foster	Peirce	Howell	Kirby	Irish
2/26	USC	Isbell	LaRue	McMurray	Green	Ware	Foster	Peirce	Howell	Kirby	Irish
3/1	Florida A&M	Vail	Dyal	McMurray	Moss	Ware	Foster	Hall	Howell	Kirby	Irish
3/3	Lipscomb	Bauman	LaRue	McMurray	Green	Ware	Foster	Stanfield	Howell	Kirby	Irish
3/4	Lipscomb	Herberholz	Dyal	McMurray	Green	Ware	Foster	Stanfield	Howell	Kirby	Irish
3/5	Lipscomb	Crotchfelt	LaRue	Hill	Green	Ware	Foster	Stanfield	Howell	Kirby	Irish
3/7	UAB	Vail	LaRue	Irish	Moss	Ware	Foster	Stanfield	Howell	Kirby	Peirce
3/8	at Jacksonville State	Copeland	Wright	Irish	Green	Ware	Foster	Bello	Stanfield	Kirby	Dyal
3/10	Southeastern	Bauman	LaRue	Irish	Green	Ware	Foster	Stanfield	Howell	Kirby	Dyal
3/11	Southeastern	Crotchfelt	LaRue	Irish	Moss	Ware	Green	Stanfield	Howell	Kirby	Bello
3/11	Southeastern	Herberholz	Dyal	Irish	Ware	Miller	Green	Stanfield	Howell	Kirby	Hill
3/14	Georgia Tech	Vail	LaRue	Irish	Ware	Miller	Green	Stanfield	Howell	Hall	Kirby
3/17	at Arkansas*	Vail	LaRue	Irish	Green	Ware	Foster	Stanfield	Howell	Hall	Kirby
3/18	at Arkansas*	Crotchfelt	Dyal	Irish	Moss	Ware	Foster	Stanfield	Howell	Kirby	Bello
3/19	at Arkansas*	Copeland	LaRue	Irish	Ware	Miller	Foster	Stanfield	Howell	Kirby	Bello
3/21	vs. South Alabama	Nelson	Wright	Wortham	Ware	Miller	Foster	Stanfield	Howell	Kirby	Irish
3/23	Georgia*										
3/24	Georgia*										
3/25	Georgia*										
3/28	North Alabama										
3/31	at Florida*										
4/1	at Florida*										
4/2	at Florida*										
4/4	at UAB										
4/6	Texas A&M*										
4/7	Texas A&M*										
4/8	Texas A&M*										
4/11	at Georgia Tech										
4/14	at Alabama*										
4/15	at Alabama*										
4/16	at Alabama*										
4/18	Samford										
4/21	Mississippi State*										
4/22	Mississippi State*										
4/23	Mississippi State*										
4/25	Troy										
4/28	at South Carolina*										
4/29	at South Carolina*										
4/30	at South Carolina*										
5/5	LSU*										
5/6	LSU*										
5/7	LSU*										
5/9	vs. Samford										
5/11	at Ole Miss*										
5/12	at Ole Miss*										
5/13	at Ole Miss*										
5/16	Jacksonville State										
5/18	Missouri*										
5/19	Missouri*										
5/20	Missouri*										

* - SEC Game

2023 OVERALL STATS



**2023 Auburn Baseball
Overall Statistics for Auburn (as of Mar 21, 2023)
(All games Sorted by Batting avg)**



Record: 14-6-1 Home: 11-3-1 Away: 1-3 Neutral: 2-0 SEC: 0-3

Player	avg	gp-gs	ab	r	h	2b	3b	hr	rbi	tb	slg%	bb	hp	so	gdp	ob%	sf	sh	sb-att	po	a	e	fld%	
8 Ware, Bryson	.421	21-21	76	21	32	7	1	9	23	68	.895	10	4	11	3	.500	2	2	2-2	14	31	2	.957	
18 Irish, Ike	.407	21-21	86	17	35	12	1	0	17	49	.570	10	1	16	5	.474	0	0	1-1	59	3	1	.984	
7 Foster, Cole	.375	18-18	64	16	24	3	0	2	18	33	.516	15	1	12	0	.494	1	1	1-3	17	49	3	.957	
3 Stanfield, Chris	.340	17-13	50	7	17	3	2	1	11	27	.540	4	3	8	1	.421	0	0	2-2	26	1	0	1.000	
5 Howell, Kason	.293	20-20	82	17	24	11	0	3	12	44	.537	6	3	17	1	.359	1	0	0-0	55	0	0	1.000	
14 Kirby, Justin	.273	21-21	77	20	21	6	1	7	20	50	.649	19	2	24	0	.429	0	0	5-5	28	1	0	1.000	
1 Green, Caden	.222	16-13	45	8	10	2	0	0	3	12	.267	7	1	8	2	.333	1	1	1-2	17	32	2	.961	
24 LaRue, Nate	.089	16-14	45	3	4	0	0	0	3	4	.089	6	0	20	0	.192	1	0	3-3	127	11	1	.993	

27 Peirce, Bobby	.344	9-8	32	6	11	1	0	1	9	15	.469	0	0	3	0	.333	1	0	0-0	17	0	1	.944	
11 Miller, Gavin	.294	9-4	17	3	5	1	0	0	2	6	.353	4	3	6	0	.500	0	0	0-0	4	12	2	.889	
2 Hall, Josh	.286	14-3	14	4	4	0	0	0	4	4	.286	3	0	6	0	.412	0	0	1-1	5	1	0	1.000	
6 Dyal, Ryan	.261	9-7	23	4	6	0	0	0	3	6	.261	3	2	3	0	.393	0	0	0-0	43	4	1	.979	
26 McMurray, Cooper	.250	7-7	20	8	5	0	0	2	6	11	.550	6	2	9	0	.464	0	0	0-0	49	1	1	.980	
16 Hill, Cam	.250	7-4	12	1	3	0	0	0	2	3	.250	4	0	3	2	.438	0	0	0-0	19	0	0	1.000	
31 Bello, Mike	.208	11-4	24	4	5	0	0	0	3	5	.208	2	0	5	0	.259	1	0	0-0	9	0	0	1.000	
9 Moss, Brody	.167	8-7	18	4	3	0	0	0	4	3	.167	5	1	4	0	.360	1	0	0-0	8	10	1	.947	
4 Wright, Carter	.143	8-2	14	2	2	0	0	0	1	2	.143	2	1	4	2	.294	0	0	0-0	24	5	0	1.000	
10 Wortham, Brody	.125	11-2	16	4	2	0	0	0	2	2	.125	2	1	2	0	.263	0	0	0-0	29	2	1	.969	
Totals	.298	21	715	149	213	46	5	25	143	344	.481	108	25	161	16	.404	9	4	16-19	555	186	17	.978	
Opponents	.267	21	726	121	194	43	1	21	115	302	.416	80	23	195	7	.354	9	6	17-19	530	186	18	.975	

LOB - Team (182), Opp (168). DPs turned - Team (10), Opp (17). IBB - Team (3), Ware, B. 2, Foster, C. 1. Picked off - LaRue, N. 1.

(All games Sorted by Earned run avg)

Player	era	w-l	app	gs	cg	sho	sv	ip	h	r	er	bb	so	2b	3b	hr	b/avg	wp	hp	bks	sfa	sha		
33 Cannon, Will	2.16	1-0	8	0	0	0/0	3	16.2	17	6	4	8	18	4	0	1	.279	1	3	0	1	1		
21 Vail, Tommy	2.55	2-1	6	4	0	0/0	0	17.2	4	5	5	10	22	2	0	1	.071	0	0	0	0	0		
25 Bauman, Tanner	4.00	1-0	6	2	0	0/0	0	18.0	20	9	8	8	17	4	1	1	.282	0	3	0	2	2		
41 Armstrong, John	4.43	4-0	10	0	0	0/0	1	20.1	14	11	10	7	18	1	0	3	.187	2	4	0	1	1		
77 Crotchfelt, Zach	4.87	0-1	5	3	0	0/0	0	20.1	18	14	11	10	21	4	0	2	.234	3	1	0	0	0		
54 Copeland, Konner	7.63	1-1	6	3	0	0/0	0	15.1	21	13	13	3	16	9	0	2	.339	0	2	0	1	0		

45 Gonzalez, Joseph	0.00	1-0	1	1	0	0/0	0	5.0	2	0	0	0	1	1	0	0	.125	0	0	0	0	0		
20 Sheehan, Tommy	0.00	0-0	1	0	0	0/0	0	0.1	0	0	0	2	1	0	0	0	.000	0	1	0	0	0		
17 Horne, Trevor	2.84	0-0	5	0	0	0/0	0	6.1	5	2	2	1	6	0	0	1	.208	1	0	0	0	0		
23 Carlson, Parker	4.15	1-0	7	0	0	0/0	0	4.1	6	4	2	5	8	1	0	0	.300	1	2	0	1	0		
22 Murphy, Hayden	4.26	0-0	5	0	0	0/0	0	6.1	9	3	3	2	0	1	0	1	.310	0	1	0	0	1		
43 Isbell, Chase	6.75	2-1	10	1	0	0/0	1	13.1	15	10	10	4	20	0	0	3	.273	0	0	0	0	0		
12 Nelson, Drew	7.59	1-1	5	2	0	0/0	0	10.2	9	10	9	6	11	3	0	1	.220	3	3	0	1	0		
46 Allsup, Chase	7.71	0-0	7	2	0	0/0	2	14.0	24	12	12	7	17	5	0	2	.387	1	2	0	1	1		
29 Herberholz, Christia	7.90	0-1	6	3	0	0/0	0	13.2	21	14	12	4	15	7	0	3	.350	3	0	0	1	0		
44 Olson, Ryan	21.60	0-0	3	0	0	0/0	0	1.2	6	4	4	2	3	0	0	0	.600	0	0	0	0	0		
47 Keshock, Cameron	36.00	0-0	2	0	0	0/0	0	1.0	3	4	4	1	1	1	0	0	.500	0	1	0	0	0		
Totals	5.30	14-6	21	21	0	0/0	7	185.0	194	121	109	80	195	43	1	21	.267	15	23	0	9	6		
Opponents	7.03	6-14	21	21	0	1/1	4	176.2	213	149	138	108	161	46	5	25	.298	19	25	2	9	4		

PB - Team (3), Wright, C. 2, LaRue, N. 1, Opp (1). Pickoffs - Team (4), LaRue, N. 2, Crotchfelt, Z 1, Cannon, W. 1, Opp (1). SBA/ATT - LaRue, N. (12-14), Dyal, R. (3-3), Nelson, D. (3-3), Cannon, W. (2-3), Isbell, C. (2-2), Olson, R. (2-2), Crotchfelt, Z (1-2), Wright, C. (2-2), Carlson, P. (1-1), Bauman, T. (1-1), Vail, T. (1-1), Allsup, C. (1-1), Horne, T. (1-1), Murphy, H. (1-1), Herberholz, C (1-1).

SEC-ONLY STATS



2023 Auburn Baseball
Conference statistics for Auburn (as of Mar 19, 2023)
(SEC games only Sorted by Batting avg)



Record: 0-3 Home: 0-0 Away: 0-3 SEC: 0-3

Player	avg	gp-gs	ab	r	h	2b	3b	hr	rbi	tb	slg%	bb	hp	so	gdp	ob%	sf	sh	sb-att	po	a	e	fld%	
8 Ware, Bryson	.400	3-3	10	4	4	0	0	2	2	10	1.000	1	1	0	1	.500	0	0	0-0	3	3	0	1.000	
5 Howell, Kason	.231	3-3	13	1	3	1	0	1	1	7	.538	1	0	3	1	.286	0	0	0-0	7	0	0	1.000	
14 Kirby, Justin	.200	3-3	10	0	2	0	0	0	0	2	.200	2	0	5	0	.333	0	0	2-2	3	0	0	1.000	
31 Bello, Mike	.143	2-2	7	0	1	0	0	0	0	1	.143	0	0	1	0	.143	0	0	0-0	0	0	0	.000	
7 Foster, Cole	.111	3-3	9	0	1	0	0	0	0	1	.111	3	0	3	0	.333	0	0	0-0	4	6	1	.909	
3 Stanfield, Chris	.091	3-3	11	0	1	0	0	0	1	1	.091	1	0	2	0	.167	0	0	0-0	3	1	0	1.000	
18 Irish, Ike	.091	3-3	11	0	1	0	0	0	0	1	.091	0	1	3	1	.167	0	0	0-0	19	1	1	.952	
11 Miller, Gavin	.000	3-1	4	0	0	0	0	0	0	0	.000	0	2	2	0	.333	0	0	0-0	1	3	0	1.000	

6 Dyal, Ryan	.250	2-1	4	0	1	0	0	0	0	1	.250	0	1	0	0	.400	0	0	0-0	12	0	0	1.000	
24 LaRue, Nate	.200	2-2	5	0	1	0	0	0	0	1	.200	0	0	3	0	.200	0	0	0-0	16	2	0	1.000	
2 Hall, Josh	.000	1-1	3	0	0	0	0	0	0	0	.000	0	0	1	0	.000	0	0	0-0	2	0	0	1.000	
9 Moss, Brody	.000	1-1	2	0	0	0	0	0	0	0	.000	0	0	1	0	.000	0	0	0-0	2	0	0	1.000	
10 Wortham, Brody	.000	1-0	1	0	0	0	0	0	0	0	.000	0	0	0	0	.000	0	0	0-0	0	1	0	1.000	
1 Green, Caden	.000	1-1	1	0	0	0	0	0	1	0	.000	1	0	0	0	.333	1	0	0-0	0	1	0	1.000	
4 Wright, Carter	.000	1-0	1	0	0	0	0	0	0	0	.000	0	0	0	0	.000	0	0	0-0	0	0	0	.000	
Totals	.163	3	92	5	15	1	0	3	5	25	.272	9	5	24	3	.271	1	0	2-2	72	21	2	.979	
Opponents	.283	3	92	21	26	6	0	3	21	41	.446	13	5	28	2	.393	2	0	1-2	81	28	1	.991	

LOB - Team (21), Opp (19). DPs turned - Team (2), Opp (3). Picked off - LaRue, N. 1.

(SEC games only Sorted by Earned run avg)

Player	era	w-l	app	gs	cg	sho	sv	ip	h	r	er	bb	so	2b	3b	hr	b/avg	wp	hp	bks	sfa	sha
33 Cannon, Will	0.00	0-0	1	0	0	0/0	0	4.2	2	0	0	2	4	0	0	0	.154	0	1	0	0	0
77 Crotchfelt, Zach	6.75	0-1	1	1	0	0/0	0	4.0	5	6	3	1	5	2	0	1	.278	0	1	0	0	0
54 Copeland, Konner	10.12	0-1	1	1	0	0/0	0	2.2	3	3	3	1	2	1	0	1	.333	0	2	0	0	0
21 Vail, Tommy	10.80	0-1	1	1	0	0/0	0	3.1	2	4	4	4	4	1	0	1	.182	0	0	0	0	0

29 Herberholz, Christia	0.00	0-0	1	0	0	0/0	0	2.0	0	0	0	0	3	0	0	0	.000	0	0	0	0	0
12 Nelson, Drew	0.00	0-0	1	0	0	0/0	0	1.2	0	0	0	1	5	0	0	0	.000	0	0	0	0	0
43 Isbell, Chase	0.00	0-0	2	0	0	0/0	0	1.0	1	0	0	0	1	0	0	0	.250	0	0	0	0	0
23 Carlson, Parker	0.00	0-0	1	0	0	0/0	0	0.1	0	0	0	1	0	0	0	0	.000	0	0	0	0	0
41 Armstrong, John	9.00	0-0	1	0	0	0/0	0	2.0	5	3	2	1	2	0	0	0	.455	0	1	0	1	0
25 Bauman, Tanner	13.50	0-0	1	0	0	0/0	0	2.0	4	3	3	2	1	1	0	0	.444	0	0	0	1	0
46 Allsup, Chase	54.00	0-0	1	0	0	0/0	0	0.1	4	2	2	0	1	1	0	0	.800	0	0	0	0	0
Totals	6.38	0-3	3	3	0	0/0	0	24.0	26	21	17	13	28	6	0	3	.283	0	5	0	2	0
Opponents	1.67	3-0	3	3	0	1/1	2	27.0	15	5	5	9	24	1	0	3	.163	1	5	0	1	0

Pickoffs - Team (2), LaRue, N. 1, Cannon, W. 1, Opp (1). SBA/ATT - LaRue, N. (1-2), Cannon, W. (0-1), Nelson, D. (1-1).

2023 GAME SUMMARY



**2023 Auburn Baseball
Games Summary for Auburn (as of Mar 22, 2023)
(All games)**



Score by innings	1	2	3	4	5	6	7	8	9	EX	Total
Auburn	22	14	24	21	15	23	10	11	8	1	149
Opponents	16	7	19	22	9	18	8	15	7	0	121

Record when ...

Overall	14-6-1	After 6 leading	10-1-1
Conference	0-3 trailing	3-5
Non-Conference	14-3-1 tied	1-0
Home games	11-3-1	After 7 leading	9-1
Away games	1-3 trailing	2-5
Neutral site	2-0 tied	1-0-1
Day games	5-6-1	After 8 leading	10-0
Night games	9-0 trailing	0-6
vs Left starter	3-1 tied	2-0-1
vs Right starter	11-5-1		
1-Run games	4-1	Hit 0 home runs	2-1
2-Run games	1-0	... 1 home run	9-4
5+Run games	5-5	... 2+ home runs	3-1-1
Extra innings	1-0		
Shutouts	0-1	Opponent 0 home runs	7-1
	 1 home run	4-5
	 2+ HRs	3-0-1
Scoring 0-2 runs	0-3		
..... 3-5 runs	3-2		
..... 6-9 runs	6-1	Made 0 errors	7-2
..... 10+ runs	5-0-1 1 error	5-3-1
	 2+ errors	2-1
Opponent 0-2 runs	4-0		
..... 3-5 runs	6-1	Opp. made 0 errors	6-4
..... 6-9 runs	2-4 1 error	3-2
..... 10+ runs	2-1-1 2+ errors	5-0-1
Scored in 1st inning	4-0-1	Out-hit opponent	12-0
Opp. scored in 1st	3-3-1	Out-hit by opponent	1-6
Scores first	8-2	Hits are tied	1-0-1
Opp. scores first	6-4-1		

Record when team scores:

Runs	0	1	2	3	4	5	6	7	8	9	10+
W-L	0-1	0-0	0-2	0-2	2-0	1-0	3-0	2-1	1-0	0-0	5-0

Record when opponent scores:

Runs	0	1	2	3	4	5	6	7	8	9	10+
W-L	0-0	4-0	0-0	4-0	1-0	1-1	1-0	0-1	1-2	0-1	2-1

Record when leading after:

Inn.	1	2	3	4	5	6	7	8
W-L	4-0	4-1	7-2	9-1	9-1	10-1	9-1	10-0

Record when trailing after:

Inn.	1	2	3	4	5	6	7	8
W-L	3-3	3-3	3-4	3-5	3-5	3-5	2-5	0-6

Record when tied after:

Inn.	1	2	3	4	5	6	7	8
W-L	7-3	7-2	4-0	2-0	2-0	1-0	1-0	2-0

Current winning streak: 1
 Longest winning streak: 10
 Longest losing streak: 3

Home attendance : 50269 (15 dates avg = 3351)
 Away attendance : 36799 (6 dates avg = 6133)
 Total attendance: 87068 (21 dates avg = 4146)

CAREER vs. GEORGIA



**Individual Career History
vs Georgia**



Dyal, Ryan

Year	avg	gp-gs	ab	r	h	2b	3b	hr	rbi	tb	slg%	bb	hbp	so	gdp	ob%	sf	sh	sb-att	po	a	e	fld%
2021	.250	2-2	8	4	2	1	0	1	2	6	.750	2	0	4	0	.400	0	0	0-0	21	1	0	1.000
TOTAL	.250	2-2	8	4	2	1	0	1	2	6	.750	2	0	4	0	.400	0	0	0-0	21	1	0	1.000

Gonzalez, Joseph

Year	era	w-l	app	gs	cg	sho	sv	ip	h	r	er	bb	so	2b	3b	hr	bf	bavg	wp	hbp	bk	sfa	sha
2021	4.91	0-0	2	0	0	0/0	0	3.2	5	2	2	0	3	1	0	1	15	.333	0	0	0	0	0
TOTAL	4.91	0-0	2	0	0	0/0	0	3.2	5	2	2	0	3	1	0	1	15	.333	0	0	0	0	0

Hill, Cam

Year	avg	gp-gs	ab	r	h	2b	3b	hr	rbi	tb	slg%	bb	hbp	so	gdp	ob%	sf	sh	sb-att	po	a	e	fld%
2021	.000	2-2	6	0	0	0	0	0	0	0	.000	0	0	2	0	.000	0	0	0-0	0	0	0	.000
TOTAL	.000	2-2	6	0	0	0	0	0	0	0	.000	0	0	2	0	.000	0	0	0-0	0	0	0	.000

Howell, Kason

Year	avg	gp-gs	ab	r	h	2b	3b	hr	rbi	tb	slg%	bb	hbp	so	gdp	ob%	sf	sh	sb-att	po	a	e	fld%
2019	.500	2-2	2	0	1	1	0	0	1	2	1.000	1	0	1	0	.667	0	0	0-0	6	0	0	1.000
2021	.250	3-3	12	0	3	1	0	0	0	4	.333	2	0	3	0	.357	0	0	0-0	11	0	0	1.000
TOTAL	.286	5-5	14	0	4	2	0	0	1	6	.429	3	0	4	0	.412	0	0	0-0	17	0	0	1.000


Ware, Bryson

Year	avg	gp-gs	ab	r	h	2b	3b	hr	rbi	tb	slg%	bb	hbp	so	gdp	ob%	sf	sh	sb-att	po	a	e	fld%
2021	.300	3-2	10	1	3	1	0	0	1	4	.400	0	0	3	0	.273	1	0	0-0	3	0	0	1.000
TOTAL	.300	3-2	10	1	3	1	0	0	1	4	.400	0	0	3	0	.273	1	0	0-0	3	0	0	1.000

TV/RADIO ROSTER



1 CADEN GREEN



2 JOSH HALL




3 CHRIS STANFIELD



4 CARTER WRIGHT



5 KASON HOWELL



6 RYAN DYAL



7 COLE FOSTER



8 BRYSON WARE



9 BRODY MOSS



10 BRODY WORTHAM



11 GAVIN MILLER



12 DREW NELSON




14 JUSTIN KIRBY



16 CAM HILL



17 TREVOR HORNE



18 IKE IRISH



20 TOMMY SHEEHAN



21 TOMMY VAIL



22 HAYDEN MURPHY



23 PARKER CARLSON



24 NATE LARUE



25 TANNER BAUMAN



26 COOPER MCMURRAY



27 BOBBY PEIRCE




28 ELLIOT BRAY



29 CHRISTIAN HERBERHOLZ



31 MIKE BELLO



33 WILL CANNON



41 JOHN ARMSTRONG



43 CHASE ISBELL



44 RYAN OLSON



45 JOSEPH GONZALEZ



46 CHASE ALLSUP




47 CAMERON KESHOCK



51 TY MAULDIN



54 KONNER COPELAND



77 ZACH CROTCHFELT



30 BUTCH THOMPSON



36 KARL NONEMAKER



39 GABE GROSS



40 DARON SCHOENROCK