



# 2023 AUBURN BASEBALL

AUBURN ATHLETICS COMMUNICATIONS: 392 SOUTH DONAHUE DRIVE || AUBURN, AL 36849 || AUBURNTIGERS.COM || @AUBURN\_BASEBALL

## 2023 SCHEDULE

Day	Date	Opponent	Time/Result
FRI	FEB. 17	INDIANA	W, 8-4
SAT	FEB. 18	INDIANA	W, 6-1
SUN	FEB. 19	INDIANA	L, 2-11
Tue	Feb. 21	vs. North Alabama	W, 13-1 (7)
FRI	FEB. 24	USC	W, 5-3
SAT	FEB. 25	USC	W, 12-6
SUN	FEB. 26	USC	T, 12-12
WED	MAR. 1	FLORIDA A&M	W, 18-8 (7)
FRI	MAR. 3	LIPSCOMB	W, 7-3
SAT	MAR. 4	LIPSCOMB	W, 12-11
SUN	MAR. 5	LIPSCOMB	W, 4-3
TUE	MAR. 7	UAB	6 PM
Wed	Mar. 8	at Jacksonville State	6 pm
FRI	MAR. 10	SOUTHEASTERN	6 PM
SAT	MAR. 11	SOUTHEASTERN	2 PM
SUN	MAR. 12	SOUTHEASTERN	1 PM
TUE	MAR. 14	GEORGIA TECH	6 PM
Fri	Mar. 17	at Arkansas*	6:30 pm
Sat	Mar. 18	at Arkansas*	2 pm
Sun	Mar. 19	at Arkansas*	2 pm
Tue	Mar. 21	vs. South Alabama	6 pm
THU	MAR. 23	GEORGIA*	6 PM
FRI	MAR. 24	GEORGIA*	6 PM
SAT	MAR. 25	GEORGIA*	2 PM
TUE	MAR. 28	NORTH ALABAMA	6 PM
Fri	Mar. 31	at Florida*	5:30 pm
Sat	Apr. 1	at Florida*	5:30 pm
Sun	Apr. 2	at Florida*	12 pm
Tue	Apr. 4	at UAB	6 pm
THU	APR. 6	TEXAS A&M*	7 PM
FRI	APR. 7	TEXAS A&M*	6 PM
SAT	APR. 8	TEXAS A&M*	4 PM
Tue	Apr. 11	at Georgia Tech	5 pm
Fri	Apr. 14	at Alabama*	TBA
Sat	Apr. 15	at Alabama*	TBA
Sun	Apr. 16	at Alabama*	TBA
TUE	APR. 18	SAMFORD	6 PM
FRI	APR. 21	MISSISSIPPI STATE*	6 PM
SAT	APR. 22	MISSISSIPPI STATE*	2 PM
SUN	APR. 23	MISSISSIPPI STATE*	1 PM
TUE	APR. 25	TROY	6 pm
Fri	Apr. 28	at South Carolina*	6 pm
Sat	Apr. 29	at South Carolina*	3 pm
Sun	Apr. 30	at South Carolina*	11 am
FRI	MAY 5	LSU*	6 PM
SAT	MAY 6	LSU*	8 PM
SUN	MAY 7	LSU*	1 PM
Tue	May 9	at Samford	6 pm
Thu	May 11	at Ole Miss*	7 pm
Fri	May 12	at Ole Miss*	6:30 pm
Sat	May 13	at Ole Miss*	2 pm
TUE	MAY 16	JACKSONVILLE STATE	6 PM
THU	MAY 18	MISSOURI*	6 PM
FRI	MAY 19	MISSOURI*	6 PM
SAT	MAY 20	MISSOURI*	2 PM

### POSTSEASON

May 23-28	SEC Tournament	TBA
June 2-5	NCAA Regionals	TBA
June 9-12	NCAA Super Regionals	TBA
June 16-26	College World Series	TBA

Home games in **BOLD CAPS**

All home games at Plainsman Park | All times central

\* SEC game

## GAMES 12-13 AUBURN, ALA./JACKSONVILLE, ALA. (Plainsman Park/Jim Case Stadium)



### #11 AUBURN TIGERS (9-1-1, 0-0 SEC)

Head Coach: Butch Thompson (Birmingham-Southern, 1992)

Career Record: 270-186-1 (9th season) | Record at Auburn: 231-165-1 (8th season)

VS.



### UAB BLAZERS (4-7, 0-0 C-USA)

Head Coach: Casey Dunn (Auburn, 1999)

Career Record: 444-454 (20th season) | Record at UAB: 35-32 (2nd season)

VS.



### JAX STATE GAMECOCKS (4-7, 0-0 ASUN)

Head Coach: Jim Case (Louisiana Tech, 1982)

Career Record: 650-536 (22nd season) | Record at JSU: 650-536 (22nd season)

### » QUICK HITTERS

- Auburn is 2-0 in midweek games and has outscored the opponent 31-9 this season.
- The Tigers are hitting .464 (26-for-56) and are reaching base at a .612 clip in midweek games.
- The team is 80-18-1 (.813) in non-conference homes games since the start of the 2018 season.
- The Tigers rank in the top five in the SEC in average (.335), OBP (.446), hits (125) and doubles (27).
- The team has homered in nine straight games, marking the longest streak since 2021.
- Bryson Ware has homered in six of the last eight games, including three straight.
- Kason Howell collected his 200th career hit in his 200th game played Friday vs. Lipscomb.
- He made his 200th career start in the series finale and has started in 124 straight games.

## PITCHING MATCHUP

### AUBURN

### UAB

TUE | GR LHP Tommy Vail (1-0, 0.00) vs. SR RHP Leo Harris (0-0, 13.53)

### AUBURN

### JACKSONVILLE STATE

WED | SR LHP Konner Copeland (1-0, 7.11) vs. JR RHP Jake Peppers (2-1, 7.94)

## GAME INFO

Date: Tuesday-Wednesday, Mar. 7-8, 2023

Game Time: 6 p.m. / 6 p.m. CT

Site: Auburn, Ala. / Plainsman Park (4,096)  
Jacksonville, Ala. / Jim Case Stadium (2,020)

TV: SEC Network+ / ESPN+

Radio: 93.9 FM | AuburnTigers.com

Talent: Andy Burcham (Tue), Brad Law (Tue/Wed)

## UAB

4-7, 0-0 C-USA

### Team Leaders

Batting Average: SR IF/OF **Christian Hall** (.297)  
 Runs: GR IF **John Marc Mullins** (10)  
 2B: SR OF **Brayton Brown** (4)  
 HR: Three tied (1)  
 RBI: SR IF/OF **Christian Hall** (11)  
 Stolen Bases: SO OF **Logan Braunschweig** (5-6)

## AUBURN

9-1-1, 0-0 SEC

### Team Leaders

Batting Average: FR DH **Ike Irish** (.535)  
 Runs: FR DH **Ike Irish** (15)  
 2B: Three tied (6)  
 HR: Two tied (6)  
 RBI: SR IF **Bryson Ware** (17)  
 Stolen Bases: SR C **Nate LaRue** (3-3)

## JAX STATE

4-7, 0-0 ASUN

### Team Leaders

Batting Average: SR OF **T.J. Reeves** (.438)  
 Runs: SR OF **T.J. Reeves** (13)  
 2B: SR OF **T.J. Reeves** (3)  
 HR: SR OF **T.J. Reeves** (4)  
 RBI: SR OF **T.J. Reeves** (17)  
 Stolen Bases: FR IF **Caleb Johnson** (2-2)

## POTENTIAL STARTING LINEUP

Pos.	#	Player	AVG	AB	R	H	2B	3B	HR	RBI	SB-SBA	BB
C	24	Nate LaRue	.111	27	2	3	0	0	0	3	3-3	5
1B	16	Cam Hill	.222	9	1	2	0	0	0	2	0-0	3
2B	1	Caden Green	.261	23	6	6	1	0	0	1	0-0	4
3B	8	Bryson Ware	.513	39	12	20	6	0	6	17	1-1	5
SS	7	Cole Foster	.359	39	12	14	2	0	1	11	1-2	11
LF	3	Chris Stanfield	.500	14	4	7	2	1	0	4	1-1	1
CF	5	Kason Howell	.273	44	6	12	6	0	0	5	0-0	1
RF	14	Justin Kirby	.256	43	13	11	3	1	6	16	0-0	8
DH	18	Ike Irish	.535	43	15	23	6	1	0	9	1-1	8



## AUBURN'S RECORD WHEN...

	2023	Under Thompson
Overall	9-1-1	231-165-1
SEC	0-0	79-100
Non-Conference	9-1-1	131-48-1
Postseason	0-0	21-17
Home	8-1-1	154-73-1
Away	0-0	52-69
Neutral	1-0	21-20
Current streak	W4	W4
Last 5 games	4-0-1	4-0-1
Last 10 games	8-1-1	8-1-1

### Situational:

AU scores first	5-0	151-54
Opp. scores first	4-1-1	80-111-1
AU scores 4+ runs	9-0-1	210-73-1
AU scores 3 runs or less	0-1	21-92
AU leads after 7 innings	7-0	187-16
8 innings	6-0	208-14
AU trails after 7 innings	2-1	18-121
8 innings	0-1	7-130
Game tied after 7 innings	0-0-1	21-24-1
8 innings	1-0-1	7-15-1
Extra Innings	0-0	11-18
1-run games	2-0	48-44
2-run games	1-0	3-17
3-run games	0-0	24-23
Games decided by 5+ runs	4-1	104-50
vs. LH Starter	3-0	69-51
vs. RH Starter	6-1-1	163-113-1
More hits than opponent	8-0	171-29
Fewer hits than opponent	0-1	37-125
Hits are tied	1-0-1	21-12-1
AU has 10+ hits	6-0-1	142-62-1
Opp. has 10+ hits	1-1-1	54-102-1
Hit a home run	8-1-1	152-71-1
Opp. hits a home run	6-1-1	105-108-1
AU quality start	0-0	68-22
Opp. quality start	1-0	27-59
AU commits no errors	4-1	104-42
Opp. commits no error	5-1	67-83

### By Day:

Sunday	1-1-1	36-31-1
Monday	0-0	3-2
Tuesday	1-0	46-18
Wednesday	1-0	19-7
Thursday	0-0	8-16
Friday	3-0	55-38
Saturday	3-0	60-50
Day Games (first pitch before 6 p.m.)	5-1-1	127-87-1
Night Games (first pitch after 6 p.m.)	4-0	104-78
Doubleheaders	0-0	26-16

### By Month:

February	5-1-1	50-15-1
March	4-0	78-41
April	0-0	51-49
May	0-0	34-47
June	0-0	16-10

### By Jersey:

White	1-0	58-33
Blue	4-0	47-33
Orange	0-0	49-35
Gray	0-0	28-38
Pinstripes	1-1-1	36-24-1
Cream Throwback	3-0	11-2

## UNIVERSITY INFORMATION

<b>Location</b>	Auburn, Ala.
<b>Enrollment</b>	31,526
<b>Founded</b>	October 1, 1856
<b>Nickname</b>	Tigers
<b>Colors</b>	Burnt Orange and Navy Blue
<b>President</b>	Dr. Christopher B. Roberts
<b>Athletics Director</b>	John Cohen
<b>Conference</b>	Southeastern (SEC West)
<b>Stadium / Capacity</b>	Samford Stadium-Hitchcock Field at Plainsman Park / 4,096
<b>Ticket Office Phone</b>	855-282-2010

## BASEBALL COACHING / SUPPORT STAFF

<b>Head Coach</b>	Butch Thompson (Birmingham-Southern, 1992)
<b>Record at Auburn / Seasons</b>	231-165-1 (.583) / 8th
<b>Career Coaching Record / Seasons</b>	270-186-1 (.592) / 9th
<b>Assistant Coach</b>	Karl Nonemaker (Vanderbilt, 2002)
<b>Assistant Coach</b>	Gabe Gross (Auburn, 2012)
<b>Pitching Coach</b>	Daron Schoenrock (Tennessee Tech, 1984)
<b>Director of Player Development</b>	Aaron Everett (UT Martin, 2012)
<b>Director of Operations</b>	Greg Drye (Southern Miss, 1998)
<b>Athletic Trainer</b>	Anthony Sandersen (South Dakota State, 2004)
<b>Strength &amp; Conditioning</b>	Chris Joyner (Minnesota State - Mankato, 2001)

## PROGRAM HISTORY

<b>Modern Era Program Record (since 1949)</b>	2,040-1,398-5 (.593)
<b>College World Series Appearances / Last</b>	6 / 2022
<b>College World Series Record</b>	4-12 (.250)
<b>NCAA Regional Appearances / Last</b>	23 / 2022
<b>NCAA Regional Record</b>	54-45 (.545)
<b>NCAA Super Regional Appearances / Last</b>	4 / 2022
<b>NCAA Super Regional Record</b>	5-6 (.455)
<b>Last Postseason Opponent</b>	Arkansas / 2022 College World Series
<b>Result</b>	Lost, 11-1

## POSTSEASON HISTORY

**College World Series Appearances: 6** (1967, 1976, 1994, 1997, 2019, 2022)

**Super Regional Appearances: 4** (1999, 2018, 2019, 2022)

**NCAA Regional Appearances: 23** (1963, 1967, 1976, 1978, 1987, 1989, 1993-95, 1997-2003, 2005, 2010, 2015, 2017, 2018, 2019, 2022)

**NCAA Regional Titles: 8** (1967, 1976, 1994, 1997, 1999, 2018, 2019, 2022)

## MEDIA RELATIONS

**Baseball Contact:** George Nunnelley, Asst. Director - Athletics Comm.

**Cell:** 502-609-9982

**Email:** gnnunnelley@auburn.edu

**Twitter:** @gnunnelley

**Associate AD:** Kirk Sampson

## 2023 AUBURN BASEBALL ROSTER

No.	Name	Pos.	Cl.	B/T	Ht.	Wt.	Exp.	Hometown (Previous School)
1	Caden Green	IF	Jr.	R/R	5-11	164	JC	Tulsa, Okla. (Seminole State)
2	Josh Hall	OF	Gr.	L/R	5-9	174	2L	Homewood, Ala. (Ole Miss)
3	Chris Stanfield	OF	Fr.	R/R	6-1	189	FR	Tallahassee, Fla. (Chiles)
4	Carter Wright	C	Jr.	R/R	6-0	195	JC	Blairsville, Ga. (Iowa Western)
5	Kason Howell	OF	5th	R/R	6-0	178	4L	Argyle, Texas (Liberty Christian)
6	Ryan Dyal	C	R-Jr.	L/R	5-10	197	2L	Senoia, Ga. (East Coweta)
7	Cole Foster	IF	Jr.	S/R	6-1	193	2L	Plano, Texas (Plano Senior)
8	Bryson Ware	IF/OF	Sr.	R/R	6-2	193	2L	Madison, Miss. (Pearl River)
9	Brody Moss	IF	So.	L/R	5-11	183	1L	Helena, Ala. (Helena)
10	Brody Wortham	IF	Gr.	R/R	6-1	187	TR	Wedowee, Ala. (West Georgia)
11	Gavin Miller	IF	Fr.	R/R	5-11	192	HS	Oakdale, Pa. (West Allegheny)
12	Drew Nelson	LHP/OF	Fr.	L/L	5-11	198	HS	Troy, Ala. (Pike Liberal Arts)
14	Justin Kirby	OF	Gr.	R/R	5-11	203	TR	Alpharetta, Ga. (Kent State)
16	Cam Hill	IF	Jr.	L/L	6-4	219	2L	Madison, Ala. (Bob Jones)
17	Trevor Horne	RHP	R-Fr.	L/R	6-3	203	RS	Phenix City, Ala. (Glenwood Academy)
18	Ike Irish	C	Fr.	L/R	6-2	202	HS	Hudsonville, Mich. (St. Mary's Prep)
20	Tommy Sheehan	LHP	Gr.	L/L	6-0	210	1L	Brielle, N.J. (Notre Dame)
21	Tommy Vail	LHP	Gr.	R/L	5-11	190	TR	Seattle, Wash. (Notre Dame/TCU)
22	Hayden Murphy	RHP/IF	Fr.	R/R	6-3	185	HS	Chula, Ga. (Tiftarea Academy)
23	Parker Carlson	RHP	So.	R/R	6-1	184	1L	Mobile, Ala. (Faith Academy)
24	Nate LaRue	C	Sr.	R/R	6-3	223	3L	Mobile, Ala. (McGill-Toolen)
25	Tanner Bauman	LHP	Jr.	L/L	6-4	208	JC	Jacksonville, Fla. (St. John's River State)
26	Cooper McMurray	IF	R-So.	L/L	6-3	258	TR	Tulsa, Okla. (Kansas)
27	Bobby Peirce	OF	R-Sr.	R/R	6-0	183	2L	Scottsdale, Ariz. (South Mountain)
28	Elliott Bray	RHP	Fr.	R/R	6-0	219	HS	Hartselle, Ala. (Hartselle)
29	Christian Herberholz	RHP	R-Jr.	R/R	5-11	197	JC	Scottsboro, Ala. (Southern Union)
31	Mike Bello	OF	So.	L/L	6-0	203	1L	Oak Ridge, N.J. (Pope John XXIII)
33	Will Cannon	RHP	So.	R/R	6-1	187	JC	Phenix City, Ala. (Northwest Florida State)
41	John Armstrong	RHP	So.	R/R	5-11	225	1L	Marietta, Ga. (Harrison)
43	Chase Isbell	RHP	Sr.	R/R	6-2	210	1L	Springville, Ala. (Samford)
44	Ryan Olson	RHP	Fr.	R/R	6-1	206	HS	Auburn, Ala. (Auburn)
45	Joseph Gonzalez	RHP	Jr.	R/R	6-4	233	2L	Humacao, P.R. (Leadership Christian Academy)
46	Chase Allsup	RHP	So.	R/R	6-1	238	1L	Dothan, Ala. (Dothan)
47	Cameron Keshock	RHP	Fr.	R/R	6-6	215	HS	Spanish Fort, Ala. (Spanish Fort)
51	Ty Mauldin	IF	Jr.	L/R	6-0	196	JC	Trussville, Ala. (Snead State)
54	Konner Copeland	LHP	Sr.	L/L	6-2	178	1L	Mobile, Ala. (Pensacola State)
77	Zach Crotchfelt	LHP	Fr.	L/L	6-2	210	HS	Jackson, N.J. (Jackson Memorial)

### COACHES & STAFF

30	Butch Thompson	Head Coach
36	Karl Nonemaker	Assistant Coach
39	Gabe Gross	Assistant Coach
40	Daron Schoenrock	Pitching Coach
	Aaron Everett	Director of Player Development
	Greg Drye	Director of Operations
	Sara Elizabeth Jackson	Special Assistant to the Head Coach
	Chris Joyner	Strength & Conditioning
	Anthony Sandersen	Athletic Trainer
	Wyn Grantham	Athletic Trainer Intern

### PRONUNCIATION GUIDE

Tanner BAUMAN ..... BOW-man (of a boat)  
 Ryan DYAL.....DIAL  
 KASON Howell..... KAY-son  
 Chase ISBELL.....IZ-bull  
 Cameron KESHOCK..... KEY-shock  
 Ty MAULDIN ..... MALL-den  
 Daron SCHOENROCK ..... SHOW-in-rock  
 Brody WORTHAM.....WORTH-um

**30 BUTCH THOMPSON HEAD COACH**

**THE AUBURN SKIPPER**

- Nine College World Series appearances / 18 postseason appearances
- 2013 National Runner-up (Mississippi State)
- 2001 National Champion (Birmingham-Southern)
- 2014 Baseball America/ABCA National Assistant Coach of the Year
- 2006 FCA Coach of the Year
- Coached 20 pitchers who went on to pitch in the Major Leagues
- Recruited and coached 38 pitchers who were drafted out of college that weren't drafted out of high school

**Butch Thompson enters his eighth season at the helm of the program in 2023, posting a record of 222-164 in his first seven seasons. He has led the program to the College World Series in two of the last three postseasons.**

Butch Thompson was named Auburn's head baseball coach on October 22, 2015 and enters his eighth season with the Tigers in 2023.

Thompson has returned the Tigers to prominence in seven seasons on The Plains as he has guided the team to a 222-164 overall record and has advanced to the NCAA Tournament four of the last five postseasons, including three Super Regional appearances in the last four years and two trips to the College World Series in the last three postseasons.

Thompson, who spent three seasons as an assistant coach and recruiting coordinator at Auburn from 2006-08, returned to The Plains after seven seasons at Mississippi State as both associate head coach and pitching coach.

A native of Amory, Miss., Thompson has coached 33 Division I All-Americans and 43 all-conference performers. He has seen 20 of his former pitchers called up to Major League Baseball, including 14 since 2014. Thompson has also turned 38 pitchers who went undrafted out of high school into MLB draft picks.

Along with his pitching pedigree, Thompson is also considered one of the top recruiters in the country. Since 2003, he has secured 15 recruiting classes that were ranked in the top 10 by either Baseball America or Perfect Game, including the program record No. 4 class in 2017 and No. 5 class in 2022. His classes signed from 2006-08 at Auburn each ranked in the top 18 nationally.

In 30 years of coaching at the collegiate level, including 21 in the Southeastern Conference, Thompson has coached nine College World Series participants, including leading the Tigers to the program's first trip to the College World Series in 22 years in 2019 and taking the team back for the second time in three seasons in 2022. Auburn is one of six programs to appear in two of the last three College World Series, and Thompson is one of five active SEC coaches who have taken their program to a pair of College World Series in a three-year span. Thompson has also coached one national champion and a national runner-up, won nine conference championships and made 18 postseason appearances.

Thompson was named the 2006 Fellowship of Christian Athletes SEC Coach of the Year while at Auburn and the 2014 Baseball America and American Baseball Coaches Association (ABCA) National Assistant Coach of the Year while at Mississippi State.

During his tenure with the Tigers, Thompson has led the team to three straight NCAA Tournament appearances from 2017-19 for the first time since 2001-03, including back-to-back super regionals in 2018 and 2019 for the first time in program history. Auburn has finished five of Thompson's seven seasons in the top 25, including three in the top 10. The No. 5 national ranking to finish 2022 was tied for the second highest mark in program history.

The 2022 season marked one of the most successful in recent program history as the Tigers went 43-22 overall and 16-13 in SEC play. The 43 wins were tied for the most since 1999, and the winning conference record marked the Tigers' third under Thompson after doing so just once from 2004-15.

Auburn went 37-18 in the regular season and lost back-to-back games on just three occasions before being selected as a regional host for the first time since 2010. The Tigers swept Southeastern, Florida State and UCLA in the regional, outscoring them 51-18 in the process, before becoming the first team to defeat Oregon State in a home super regional by taking down the Beavers in a dramatic winner-take-all game three. Auburn moved on to Omaha and defeated Stanford 6-2 to secure the program's first College World Series win since 1997.

In seven seasons at MSU, Thompson made four NCAA regional trips, two Super



Regionals, won the SEC Tournament and advanced to the College World Series finishing as NCAA runner-up in 2013. In three of his last four seasons in Starkville, the Bulldogs' staff ERA finished no higher than 3.06. Thompson's 2013 pitching staff was one of two nationally to finish in the top 15 in ERA, strikeouts per nine innings and hits allowed per nine innings.

In addition to his experience at Auburn and Mississippi State, Thompson also spent four seasons at Georgia from 2002-05, including a trip to the College World Series in 2004. While there, he guided the development of future Major Leaguers Josh Fields, Mitchell Boggs and Brooks Brown.

Thompson launched his coaching career as pitching coach and top assistant at Huntingdon College (Ala.) in 1993, before returning to his alma mater in Birmingham, where he helped lead the Panthers to back-to-back Southern States Conference Championships and in 1995 coached BSC to its first NAIA World Series berth.

Thompson left BSC briefly to serve as head coach at Jefferson State Community College in Birmingham in 1997. While at JSCC, he was honored as the Regional Tournament Coach of the Year, the ABCA Alabama Junior College Coach of the Year and the Southeast Region Coach of the Year after guiding JSCC to a 39-21 mark, the AJCAA Region 22 State Championship and a third-place finish in the NJCAA Division II World Series.

He returned to Birmingham-Southern as top assistant the following season, beginning a four-year run during the most successful span in BSC baseball history. The Panthers won 196 games and four TranSouth Conference Championships and made three-consecutive appearances in the NAIA World Series. BSC's 2001 team posted a school-best 55-11 mark and captured the NAIA National Championship.

In 2002, Thompson joined the SEC baseball coaching fraternity as a pitching coach and recruiting coordinator at Georgia and has been a part of the league for the past 17 seasons.

Thompson currently serves as the large-school representative for the Alabama Baseball Coaches Association and is an All-American committee member representing the South region for the ABCA.

Thompson prepped at Amory (Miss.) High School and later starred as a pitcher at Itawamba (Miss.) Community College from 1989-90. He is a member of both the ICC Athletic Hall of Fame (Class of 2014) and MACCC Hall of Fame (Class of 2021).

Thompson earned a Bachelor's Degree in History at BSC in 1992 and completed a Master's Degree in Sports Administration at UAB in 1996. He is married to the former Robin Ashe of Birmingham, Ala., and they are the parents of three daughters --- Anna, Olivia and Madelyn Gail.



**NATIONAL POLLS**

**NEWS & NOTES**

**BASEBALL AMERICA**

Mar. 6

1. LSU\*
2. Florida\*
3. Stanford
4. Louisville
5. Tennessee
6. Wake Forest
7. Vanderbilt
8. Ole Miss\*
9. Arkansas\*
10. TCU
11. Virginia Tech
12. Texas A&M\*
13. UCLA
14. Virginia
15. Oregon State
16. East Carolina
17. Miami
18. Oklahoma State
19. North Carolina
20. **AUBURN**
21. N.C. State
22. Southern Miss
23. South Carolina
24. FGCU
25. Texas Tech

**D1 BASEBALL**

Mar. 6

1. LSU\*
2. Stanford
3. Tennessee
4. Ole Miss\*
5. Wake Forest
6. Florida\*
7. Vanderbilt
8. Arkansas\*
9. Louisville
10. TCU
11. Virginia Tech
12. East Carolina
13. Oklahoma State
14. North Carolina
15. Texas A&M\*
16. UCLA
17. Virginia
18. Alabama\*
19. N.C. State
20. South Carolina
21. Florida State
22. Southern Miss
23. Iowa
24. Campbell
25. Oregon State

**USA TODAY**

Mar. 6

1. LSU\*
2. Tennessee
3. Stanford
4. Wake Forest
5. Ole Miss\*
6. Florida\*
7. Louisville
8. Arkansas\*
9. Vanderbilt
10. Virginia Tech
11. Virginia
12. UCLA
13. East Carolina
14. Oklahoma State
15. N.C. State
16. TCU
17. North Carolina
18. Alabama\*
19. Texas A&M\*
20. South Carolina\*
21. Texas Tech
22. Oregon State
23. Florida State
24. Southern Miss
25. **AUBURN**

**NCBWA**

Mar. 6

1. LSU\*
2. Wake Forest
3. Stanford
4. Tennessee
5. Ole Miss\*
6. Florida\*
7. Arkansas\*
8. Louisville
9. Vanderbilt
10. Virginia
11. Virginia Tech
12. UCLA
13. TCU
14. N.C. State
15. Oklahoma State
16. East Carolina
17. North Carolina
18. Alabama\*
19. Texas A&M\*
20. South Carolina\*
21. Texas Tech
22. Southern Miss
23. Miami
24. Oregon State
25. Florida State

**PERFECT GAME**

Mar. 6

1. LSU\*
2. Stanford
3. Arkansas\*
4. Wake Forest
5. Tennessee
6. Florida\*
7. Louisville
8. Ole Miss\*
9. Vanderbilt
10. UCLA
11. **AUBURN**
12. Virginia
13. Virginia Tech
14. TCU
15. Texas Tech
16. N.C. State
17. Miami
18. North Carolina
19. Oregon State
20. Texas A&M\*
21. East Carolina
22. Southern Miss
23. Oklahoma State
24. UC Santa Barbara
25. Florida State

**COLLEGIATE BASEBALL**

Mar. 6

1. LSU\*
2. Wake Forest
3. Tennessee
4. Louisville
5. Stanford
6. Virginia
7. Florida\*
8. Arkansas\*
9. Vanderbilt
10. UCLA
11. N.C. State
12. UC Santa Barbara
13. Ole Miss\*
14. Miami
15. Oregon State
16. Iowa
17. Texas A&M\*
18. Texas Tech
19. East Carolina
20. **AUBURN**
21. North Carolina
22. Alabama\*
23. TCU
24. Oklahoma State
25. South Carolina\*

**AUBURN IN THE POLLS**

**BA D1 CB NC PG USA**

Pre. 22 NR NR NR 17 NR  
 2/20 23 NR NR NR 17 --  
 2/27 23 NR NR NR 13 NR  
 3/6 20 NR 20 NR 11 25

**SCOUTING THE BLAZERS**

- UAB enters the week with a 4-7 overall record, coming off a 1-2 weekend against Notre Dame.
- The Blazers rank last in C-USA with a .206 team batting average through 11 games, amounting to 45 runs on 72 hits.
- On the mound, UAB is sixth in the league with a 5.64 team ERA. Opponents are hitting .286 against the Blazers, who have allowed 104 hits in 95.2 innings.

**SCOUTING THE GAMECOCKS**

- Jacksonville State, who started the season with an Opening Day win at Georgia, enters the week with a 4-7 overall record, coming off a 1-2 weekend against Bradley.
- The Gamecocks rank fifth in the ASUN with a .272 team batting average and is led offensively by senior outfield T.J. Reeves, who is hitting .438 with three doubles, four homers and 17 RBI through 11 games.
- On the mound, the Gamecocks have turned in a 7.14 staff ERA and have allowed 113 hits in 97.0 innings.

**OFFENSIVE ONSLAUGHT**

- Auburn has scored double-digit runs in five of its last eight games and is hitting .358 during the stretch.
- The Tigers rank in the top five in the SEC in average (.335), on-base percentage (.446), hits (125) and doubles (27).

**HOME SWEET HOME**

- Auburn went 25-9 at Plainsman Park in 2022, tied for the second most home wins in a season in the last 20 years, and has won 21 of its last 25 home games.
- The Tigers went 16-4 vs. non-conference competition at home last season and are 80-18-1 (.813) in non-conference home games since 2018.

**BEWARE OF B. WARE**

- Bryson Ware leads the SEC in slugging percentage (1.128) and ranks top five in the league in average (.513), doubles (six), home runs (six) and total bases (44).
- Ware has homered in six of the last eight games, including three straight, and has already matched a career high from 2021 in the category (43 games).
- Ware's two-run homer in the eighth inning Saturday tied the game and his three-run homer in the eighth inning Sunday ultimately won it.

**MORE THAN LUCK OF THE IRISH**

- Ike Irish was named the SEC Freshman of the Week for the first two weeks of the season.
- He leads the SEC in hits (23) and ranks second in average (.535), tied for second in doubles (six) and third in on-base percentage (.608).
- Irish has multiple hits in eight of his first 11 games, and his 23 hits through the first 11 games of the year are the most since Scott Pratt in 1998 (23).

**ALL KIRBY DOES IS CRUSH**

- Justin Kirby homered six times through his first eight games in an Auburn uniform, marking the most home runs through eight games since at least 1993.
- His first six hits this season were all home runs, and 10 of his 11 hits so far have gone for extra bases.
- His .791 slugging percentage is good for second on the team.

### THREE KEYS TO THE GAME

- Auburn's points of emphasis this season are producing the biggest inning, fewest freebies and most baserunners.
- The team that has produced the biggest inning this year is 10-0 and the one game with an equal biggest inning ended in a tie.
- The team that has issued the fewest freebies this year is 7-3-1.
- The team that has produced the most baserunners this year is 8-2-1.

### CONSISTENCY IS KEY

- Despite having the No. 6 strength of schedule in 2022, Auburn didn't lose more than back-to-back games last season and dropped just two games in a row on three occasions.
- The team hasn't lost more than back-to-back games since Apr. 9-11, 2021.
- The 43 wins in 2022 were tied for the most since 1999, and the winning conference record marked the Tigers' third under Thompson after doing so just once from 2004-15.

### HOWELL'S HOLDING IT DOWN

- Fifth year outfielder Kason Howell has started in 124 straight games dating back to 2021.
- With 202 career games played, Howell is 45 games shy of breaking the program record (246).
- He recorded his 200th career hit with a first-inning double vs. Lipscomb last Friday - also marking his 200th career game played - becoming the first Auburn player to reach the career milestone since 2016.

### NCAA ACTIVE CAREER LEADERS

- Kason Howell is tied for the NCAA active lead in career doubles (54) and ranks fourth in games played (202), fifth in at-bats (736) and 15th in hits (203).
- Justin Kirby ranks tied for seventh in doubles (45), 10th in total bases (332) and tied for 11th in home runs (35).
- Tommy Vail is 11th in career appearances (75).

### CAPTAIN AMERICA

- Junior pitcher Joseph Gonzalez returns to lead the pitching staff after leading Auburn with seven wins and a 3.22 ERA in 2022.
- Last year, Gonzalez became the first Auburn pitcher to turn in four straight SEC quality starts since 2018 and the first two win four straight SEC starts since 2015.
- Following the season, he represented our country with the USA Baseball Collegiate National Team, leading them to a bronze medal while not allowing an earned run or a walk in 11.2 innings of competition.

### STOPPERS OF THE YEAR

- John Armstrong and Chase Isbell were two of 17 SEC pitchers named to the NCBWA Stopper of the Year Award Watch List.
- Armstrong has earned a win in four straight appearances and leads the country in the category.

### TOP PLAYERS AT THEIR POSITIONS

- Eight Auburn players were tabbed among the best at their respective position by D1 Baseball in the preseason.
  - Cole Foster: No. 13 shortstop
  - Joseph Gonzalez: No. 20 starting pitcher
  - Chase Isbell: No. 33 relief pitcher
  - Chase Allsup: No. 44 starting pitcher
  - Justin Kirby: No. 44 outfielder
  - Bobby Peirce: No. 62 outfielder
  - Kason Howell: No. 111 outfielder
  - Zach Crotchfelt: No. 183 starting pitcher

### FAB FIVE FROSH

- Five Auburn freshmen were ranked among the top 100 freshmen in the country by Perfect Game in the preseason.
  - Zach Crotchfelt; LHP; Jackson, N.J.
  - Ike Irish; C/DH; Hudsonville, Mich.
  - Gavin Miller; IF; Oakdale, Pa.
  - Hayden Murphy; RHP; Chula, Ga.
  - Chris Stanfield; OF; Tallahassee, Fla.
- Auburn's five freshmen in the top 100 were the second most in the country.

### RECRUITING RANKINGS

- The Tigers 2022 incoming class was ranked unanimously in the top 10 by Perfect Game (No. 5), Baseball America (No. 6), Collegiate Baseball (No. 8) and D1 Baseball (No. 10).
- Perfect Game's No. 5 ranking is tied for the second highest in program history, trailing only the No. 4 class from 2017.
- Auburn's next two classes for 2023 and 2024 are also ranked in the top 10 by Perfect Game.

### BIG SHOES TO FILL

- The Tigers will be tasked with replacing its top four hitters - Sonny DiChiara, Blake Rambusch, Brooks Carlson and Brody Moore - and five of its top pitchers - Mason Barnett, Trace Bright, Blake Burkhalter, Hayden Mullins and Carson Skipper - from 2022.

### PRESEASON PROGNOSIS

- Despite being one of six programs in the country to advance to the College World Series twice in the last three postseasons - Auburn, Arkansas, Mississippi State, Texas, Stanford and Vanderbilt - the Tigers went unranked in four of the six major preseason polls and were voted on by league head coaches to finish sixth in the SEC West.

### PACK OUT PLAINSMAN PARK

- Auburn has sold out of season tickets for the third straight season (2020, 2022-23), selling a record number in advance of 2023.
- Eight of the team's 15 home SEC games are already sold out after selling out of 10 home games in 2022.
- The program shattered the previous single-season attendance record from 2004 by more than 16,000, welcoming 127,947 fans through the gates of Plainsman Park in 2022.

### CONGRATS, GRADS

- Five Auburn players are wearing the SEC graduate patches this season - Josh Hall, Brody Wortham, Justin Kirby, Tommy Sheehan and Tommy Vail.

### ACCOLADES FOR THE ASSISTANTS

- Assistant coaches Karl Nonemaker and Gabe Gross both took home hardware in 2022.
- Nonemaker was named the American Baseball Coaches Association NCAA Division I Assistant Coach of the Year and Gross earned Alabama Baseball Coaches Association Division I Assistant Coach of the Year honors.

### SEC EXPERIENCE ON STAFF

- Auburn's coaching staff includes 43 years of experience as a SEC coach.
  - Butch Thompson: 21 years
  - Karl Nonemaker: 8 years
  - Gabe Gross: 7 years
  - Daron Schoenrock: 7 years

### THE ROAD TO OMAHA

- Auburn advanced to the College World Series for the second time in the last three postseasons in 2022.
- The Tigers hosted a regional for the first time in 12 years and swept the likes of Southeastern, Florida State and UCLA by a combined score of 51-18, marking the most runs by a SEC team in a three-game regional.
- The team then became the first program to defeat Oregon State in a home super regional, and secured the program's first win in Omaha since 1997 with a 6-2 win against Stanford.

### TIGERS SET FOR MLB SPRING TRAINING

- Twelve former Auburn players were invited to MLB Spring Training with their respective organizations this spring.
  - Blake Burkhalter: Atlanta Braves
  - Garrett Cooper: Miami Marlins
  - Davis Daniel: Los Angeles Angels
  - Josh Donaldson: New York Yankees
  - Bailey Horn: Chicago Cubs
  - Edouard Julien: Minnesota Twins
  - Casey Mize: Detroit Tigers
  - Daniel Robert: Texas Rangers
  - Matt Scheffler: Seattle Mariners
  - Keegan Thompson: Chicago Cubs
  - Ryan Watson: Baltimore Orioles
  - Trey Wingenter: Detroit Tigers

### THE 2022 MLB DRAFT WAS A DANDY

- Auburn had eight players selected in the 2022 MLB Draft, all previously undrafted.
- The eight draft picks were the second most in program history, third most in the SEC and tied for the fifth most in the country.
- The four picks in the top five rounds were the most in program history, as were the eight picks in the top 20 rounds.
- It marked the 48th consecutive year the Tigers had at least one player selected, tied for the longest active streak in the SEC.

## THE LAST TIME...

### BATTING SUPERLATIVES

5 hits in a game	Brody Moore vs. Florida State [5-for-5] (6/4/22)
6 hits in a game	Tyler Johnstone vs. Elon [6-for-7, 2B, 3B] (2/25/05)
Reached base 6 times	Kason Howell vs. Florida State [4-5, 2 BB] (6/4/22)
Reached base 7 times	Brody Moore vs. Florida State [5-5, 2BB] (6/4/22)
4 runs in a game	Brody Moore vs. Florida State (6/4/22)
5 runs in a game	Sonny DiChiara vs. Florida State (6/4/22)
6 runs in a game	Bryson Ware vs. Alabama A&M (2/24/21)
<b>10-game hitting streak</b>	<b>Bryson Ware, 12 games (current)</b>
15-game hitting streak	Blake Rambusch, 17 games (3/5-4/1/22)
20-game hitting streak	A. Grier, 22 games, (5/31/15-3/22/16)
25-game hitting streak	Justin Fradejas, 27 games (3/23-5/7/10)
30-game hitting streak	Casey Dunn, 31 games (2/22 [G1]-4/15/97)
<b>3 doubles in a game</b>	<b>Kason Howell vs. Lipscomb (3/3/22)</b>
4 doubles in a game	Ken Dempsey vs. Georgia (1971)
2 triples in a game	Jay Gonzalez vs. Alabama State (2/28/12)
3 triples in a game	never
<b>2 home runs in one game</b>	<b>Justin Kirby vs. USC (2/26/23)</b>
3 home runs in one game	Cole Foster vs. Southeastern (6/3/22)
<b>7 RBI in a game</b>	<b>Justin Kirby vs. USC (2/26/23)</b>
8 RBI in a game	Justin Bryant at Georgia (3/19/10)
9 RBI in a game	Cole Foster vs. Southeastern (6/3/22)
10 RBI in a game	Bob Berry vs. Huntington (4/15/82)
<b>Grand slam home run</b>	<b>Justin Kirby vs. USC (2/26/23)</b>
Inside-the-park home run	Kason Howell at Alabama (4/15/21)
HR to begin game	Ryan Bliss vs. #11 Ole Miss (5/25/21)
Two HR in one inning	Cole Foster vs. Southeastern [1st] (6/3/22)
<b>HR in consecutive at-bats</b>	<b>Bryson Ware vs. USC (2/25-26/23)</b>
HR in three consecutive at-bats	Edouard Julien (2/20-22/19)
<b>HR in consecutive games</b>	<b>Bryson Ware vs. Lipscomb (3/4-5/23)</b>
<b>HR in three consecutive games</b>	<b>Bryson Ware vs. Lipscomb (3/3-5/23)</b>
HR in three consecutive SEC games	Trent Mummy (4/17-23/10)
HR in four consecutive games	Sonny DiChiara (5/21-6/4/22)
HR in four consecutive SEC games	Mike Bianucci (5/2-9/08)
HR in five consecutive games	Tim Lemons (4/6-10/85)
Walk-off HR	Kason Howell vs. Yale (G1 - 2/26/22)
Pinch-hit HR	Cam Hill vs. Kentucky (3/26/21)
Pinch-hit grand slam	Edouard Julien vs. BYU (G1 - 3/3/18)
HR in first at-bat of season	Steven Williams vs. Longwood (2/17/18)
HR in both games of DH	Dylan Ingram at #7 Mississippi St. (4/29/17)
Hit for the cycle	Judd Ward [3B, 1B, HR, 2B] vs. Illinois-Chicago (G1 - 2/15/20)
Hit from both sides of plate	Cole Foster [1st inn.]
in same inning	vs. Southeastern (6/3/22)
Two hits in same inning	Cole Foster [HR, HR] vs. Southeastern [1st] (6/3/22)
Stole home	Josh Hall vs. Kansas State (2/20/22)
Stole two bases in a game	Blake Rambusch vs. Rhode Island (G1 - 3/5/22)
Stole three bases in a game	Anfernee Grier vs. Southern (2/26/16)
Hit by a pitch 2 times in a game	Ryan Dyal vs. UAB (3/2/22)
Hit by a pitch 3+ times in a game	Dan Glevenyak at Alabama (4) (4/11/14)
Scored 20 or more runs	21 vs. Florida State (6/4/22)
Scored 25 or more runs	25 vs. Longwood (2/17/18)
Scored 30 or more runs	33 vs. Alabama A&M (2/24/21)
<b>Scored 5 runs in an Inning</b>	<b>5, vs. USC (6th) (2/25/23)</b>
<b>Scored 6 runs in an Inning</b>	<b>6, vs. North Alabama (1st) (2/21/23)</b>
<b>Scored 7 runs in an Inning</b>	<b>7, vs. Lipscomb (1st) (3/4/23)</b>
Scored 8 runs in an Inning	8, at UAB (5th) (3/19/19)
Scored 9 runs in an Inning	9, vs. Rhode Island (1st) (G1 - 3/5/22)
<b>Scored 10+ runs in an Inning</b>	<b>11, vs. Florida A&amp;M (1st) (3/1/23)</b>
Recorded 10+ hits in an Inning	11, vs. Furman (5th) (2/12/00)
Scored in every inning	vs. Coppin State (3/18/14)
<b>Recorded 15-19 hits</b>	<b>17, vs. Lipscomb (3/4/23)</b>
Recorded 20 or more hits	20, vs. Southeastern (6/3/22)
<b>Hit 3 or more home runs in an inning</b>	<b>3, vs. Florida A&amp;M [1st] (3/1/23)</b>
<b>Hit 3 or more home runs in a game</b>	<b>3, vs. Florida A&amp;M (3/1/23)</b>
Hit 5 or more home runs in a game	7, vs. Southeastern (6/3/22)
Hit 7 or more home runs in a game	7, vs. Southeastern (6/3/22)
Hit back-to-back home runs	C. Foster & S. DiChiara vs. Southeastern (1st) (6/3/22)
Hit back-to-back-to-back home runs	R. Bliss, T. Miller & R. Woley vs. Texas A&M (1st) (5/15/21)
<b>Had 5 doubles</b>	<b>5, vs. Lipscomb (3/3/23)</b>
Had 6 doubles	6, vs. Jacksonville State (4/21/21)
Had 7 doubles	7, vs. Chicago State (3/8/20)
<b>Had 8 doubles</b>	<b>8, vs. Lipscomb (3/4/23)</b>
Had 9+ doubles	11, vs. Alabama A&M (2/24/21)
Stole 5 bases in a game	5, vs. Bethune-Cookman (5/6/14)
Stole 6 bases in a game	6, vs. #21 Tennessee (3/17/19)
Stole 7 bases in a game	7, vs. Presbyterian (5/8/12)
Stole 8 bases in a game	8, vs. Alcorn State (2/22/12)
<b>Walked 10+ times</b>	<b>14, vs. Florida A&amp;M (3/1/23)</b>
Did not strike out in a game	vs. Belmont (3/11/12)

### PITCHING SUPERLATIVES

<b>INDIVIDUAL</b>	
Nine-inning no-hitter	Casey Mize vs. Northeastern (3/9/18)
Nine-inning no-hitter (combined)	Mike Mueller [2.0], Lee Carter [1.0]
	Brandon Channell [1.0], Reid Price [1.0], Andrew Skinner [1.0], Arnold Hughey [1.0], Ken Clayton [1.0], Cory Duedeit [0.2], Sean Jones [0.1] vs. UAB (3/19/02)
Seven-inning no-hitter	Jason Johnson vs. LaGrange College (4/30/91)
Nine-inning perfect game	Eric Brandon vs. Murray State (3/2/02)
Seven-inning perfect game	Jason Johnson vs. LaGrange College (4/30/91)
Nine-inning one-hitter (individual)	Keegan Thompson vs. Presbyterian (3/1/14)
Nine-inning one-hitter (combined)	Tanner Burns [7.0], Cody Greenhill [2.0] vs. Chicago State (3/6/20)
Five-inning one-hitter	Kevin Davis [3.2], Jacob Milliman [1.1], vs. Radford (2/22/15)
Nine-inning two-hitter	Tanner Burns [9.0] vs. Cincinnati (3/1/19)
Complete game	Joseph Gonzalez vs. #12 Vanderbilt (4/10/22)
Complete game shutout	Jack Owen vs. UTSA (3/9/19)
Consecutive complete games	K. Thompson vs. Arkansas & LSU (4/4 & 4/11/15)
Struck out 10 batters	10 by Mason Barnett vs. UCLA (6/5/22)
Struck out 11 batters	11 by Jordan Armstrong vs. Yale (2/25/22)
Struck out 12 batters	12 by Casey Mize at Kentucky (3/23/18)
Struck out 13 batters	13 by Casey Mize vs. Texas A&M (3/16/18)
Struck out 15 batters	15 by Tanner Burns vs. Cincinnati (3/1/19)
<b>TEAM</b>	
Struck out 15+ batters	16, Bright [8], Sheehan [3], Burkhalter [5] vs. Stanford (6/20/22)
Struck out 20+ batters	20, Fuller [4], Watson [4], Anderson [3], Greenhill [4], Skipper [3], Wade [2] vs. #9 Arkansas (4/5/19)
Struck out 15 batters consecutive games	vs. Ga State, at Missouri (4/5-7/16)
Shut out an opponent	2-0 vs. South Carolina (4/24/22)
Consecutive shutouts	16-0 / 12-0 [7] vs. Rhode Island (3/5/22)
Three straight shutouts	2-0 vs. UTSA / 5-0 vs. UTSA (3/6-9/19)
Shut out an SEC opponent	2-0 vs. South Carolina (4/24/22)
Shut out an SEC opponent on the road	3-0 at Missouri (5/21/21)
Consecutive SEC shutouts	5-0 and 4-0 at Miss. State (3/27-28/15)
Consecutive SEC shutouts on the road	5-0 and 4-0 at Miss. State (3/27-28/15)
Was shut out	3-0 vs. Oklahoma (2/18/22)
Was held to one hit	vs. #24 Missouri (4/1/18)
Was no hit	vs. #13 Arkansas (5/25/17)
<b>FIELDING SUPERLATIVES</b>	
2 errors in a game	Jake Wyandt vs. #1 Ole Miss (3/17/22)
3 errors in a game	Luke Jarvis vs. Presbyterian (3/11/17)
4 errors in a game	Brett Burnham at Alabama (4/5/00)
3 double plays turned in a game	vs. Alabama (5/14/22)
4 double plays turned in a game	at #1 Arkansas (4/3/21)
5 double plays turned in a game	never
Triple play (Auburn)	vs. Memphis (5/22/78)
Triple play (Opponent)	at Florida [4th] (3/15/08)
Threw a runner out at HP to end game	Bryson Ware at Mississippi State (4/17/22)
<b>MISC. SUPERLATIVES</b>	
Won 10 or more consecutive games	15 (2/24-3/22/19)
Won 15 or more consecutive games	15 (2/24-3/22/19)
Won 8 or more consecutive SEC games	9 (4/1-21/95)
Lost 5 or more consecutive games	5 (4/2-11/21)
Home winning streak	21 (1964-66)
Road winning streak	14 (1967/1995)
Season-opening winning streak	17 (2/7-3/5/97)
Extra-innings victory	6-5, vs. Alabama State [10 inn] (4/19/22)
Extra-innings loss	4-5, at Texas A&M [11 inn] (3/26/22)
<b>Swept a 3-game series</b>	<b>vs. Lipscomb (3/3-5/23)</b>
Swept a road SEC series	at Alabama (4/20-21/18)
Swept a SEC series	at Alabama (4/20-21/18)
Swept a SEC series	vs. South Carolina (4/22-24/22)
Swept a 4-game series	Rhode Island (3/4-6/22)
Swept a doubleheader	Rhode Island (3/5/22)
Allowed 3 runs or fewer in a three-game series	2, vs. Chicago State (3/6-8/20)
Allowed 3 runs or fewer in a four-game series	3, vs. Rhode Island (3/4-6/22)
Allowed 3 runs or fewer in a SEC series	3, vs. Miss. State (3/27-29/15)
Allowed 4 runs or fewer in a series	3, vs. UTSA (3/8-9/19)
Allowed 4 runs or fewer in a SEC series	4, vs. Georgia (4/23-25/15)
Allowed 3 runs or fewer in a road series	3, vs. Miss. State (3/27-29/15)
Allowed 3 runs or fewer in a SEC road series	3, vs. Miss. State (3/27-29/15)
Overcome a deficit of 7+ runs	7 runs, [7-0, 12-8] vs. Florida A&M (2/22/17)
Won a 1-0 game	vs. Mercer (5/30/15) [NCAA Regional]
Lost a 1-0 game	vs. Ohio State (2/15/14)
<b>Walk-off win</b>	<b>vs. Lipscomb [9 inn.] (3/4/23)</b>
Walk-off loss	at Mississippi State [9 inn.] (4/14/22)

# HITTER PROFILES

## 31 • MIKE BELLO OF

6-0 • 203 • SO • Oak Ridge, NJ • Pope John XXIII

### CAREER STATISTICS

YEAR	AVG	GP-GS	AB	R	H	2B	3B	HR	RBI	SB-A
2022	.253	43-27	99	18	25	4	0	1	12	1-1
2023	.286	6-0	7	3	2	0	0	0	1	0-0
TOTAL	.255	49-27	106	21	27	4	0	1	13	1-1

### SEASON HIGHS

AB: 3, vs. USC (2/26)  
 R: 2, vs. USC (2/26)  
 H: 1, two times  
 2B: --  
 HR: --  
 RBI: 1, 3, vs. USC (2/25)

### CAREER HIGHS

5, two times  
 4, two times  
 3, two times  
 1, four times  
 1, at Texas A&M (3/26/22)  
 2, three times

## 6 • RYAN DYAL C

5-10 • 197 • R-JR • Senoia, GA • East Coweta

- Started two games behind the plate last week and went 2-for-4 with two runs and two RBI

### CAREER STATISTICS

YEAR	AVG	GP-GS	AB	R	H	2B	3B	HR	RBI	SB-A
2021	.200	31-22	70	18	14	2	0	3	7	1-1
2022	.217	32-27	92	23	20	4	0	4	26	0-0
2023	.375	4-3	8	3	3	0	0	0	3	0-0
TOTAL	.218	67-52	170	44	37	6	0	7	36	1-1

### SEASON HIGHS

AB: 3, vs. UNA (2/21)  
 R: 2, vs. FAMU (3/1)  
 H: 1, three times  
 2B: --  
 HR: --  
 RBI: 1, three times

### CAREER HIGHS

5, four times  
 3, two times  
 2, seven times  
 1, six times  
 1, seven times  
 4, vs. Rhode Island (3/6/22)

## 7 • COLE FOSTER IF

6-1 • 193 • JR • Plano, TX • Plano Senior

- Riding a career-best seven-game hitting streak and is hitting .448 (13-for-29) during the span
- Has reached base in all 11 games this season (.510 OBP)
- Hit his 10th career HR vs. Florida A&M (3/1)
- Rated the No. 13 shortstop in the country and No. 40 college prospect for the 2023 MLB Draft by D1 Baseball

### CAREER STATISTICS

YEAR	AVG	GP-GS	AB	R	H	2B	3B	HR	RBI	SB-A
2021	.292	15-4	24	5	7	3	0	0	1	0-0
2022	.272	52-51	169	40	46	11	0	9	47	2-4
2023	.359	11-11	39	12	14	2	0	1	11	1-2
TOTAL	.285	79-67	235	57	67	16	0	10	59	3-6

### SEASON HIGHS

AB: 5, three times  
 R: 3, two times  
 H: 3, two times  
 2B: 1, two times  
 HR: 1, vs. FAMU (3/1)  
 RBI: 3, vs. FAMU (3/1)

### CAREER HIGHS

6, vs. Southeastern (6/3/22)  
 4, vs. Southeastern (6/3/22)  
 4, vs. Southeastern (6/3/22)  
 2, vs. Stanford (6/20/22)  
 3, vs. Southeastern (6/3/22)  
 9, vs. Southeastern (6/3/22)

## 1 • CADEN GREEN IF

5-11 • 164 • JR • Tulsa, OK • Seminole State

- Has two multi-hit games in the last five games
- Rated the No. 37 impact JUCO transfer by D1 Baseball

### CAREER STATISTICS

YEAR	AVG	GP-GS	AB	R	H	2B	3B	HR	RBI	SB-A
2021*	.448	39-7	125	38	56	16	2	9	44	8-11
2022*	.425	48-7	181	66	77	22	2	13	49	12-16
2023	.261	9-7	23	6	6	1	0	0	1	0-0
TOTAL	.422	96-7	329	110	139	39	4	22	94	20-27

### SEASON HIGHS

AB: 5, vs. USC (2/26)  
 R: 2, vs. Indiana (2/18)  
 H: 2, two times  
 2B: 2, vs. Lipscomb (3/4)  
 HR: --  
 RBI: 1, vs. Indiana (2/17)

### CAREER HIGHS

6, two times  
 4, vs. Rose State (3/5/22)  
 5, at Western OK State (3/29/22)  
 2, seven times  
 1, 22 times  
 5, vs. Murray State (1/31/21)

## 2 • JOSH HALL OF

5-9 • 174 • GR • Homewood, AL • Ole Miss

### CAREER STATISTICS

YEAR	AVG	GP-GS	AB	R	H	2B	3B	HR	RBI	SB-A
2019*	.171	54-9	35	12	6	0	1	1	7	10-11
2021	.326	20-10	43	10	14	2	2	0	9	5-6
2022	.269	18-6	26	5	7	1	0	0	2	1-1
2023	.200	9-1	5	3	1	0	0	0	2	1-1
AU	.297	47-17	74	18	22	3	2	0	13	7-8
TOTAL	.257	99-26	109	30	28	3	3	1	20	17-19

### SEASON HIGHS

AB: 4, vs. FAMU (3/1)  
 R: 2, vs. FAMU (3/1)  
 H: 1, vs. FAMU (3/1)  
 2B: --  
 HR: --  
 RBI: 2, vs. FAMU (3/1)

### CAREER HIGHS

5, two times  
 3, vs. AAMU (2/23/21)  
 3, vs. AAMU (2/23/21)  
 1, three times  
 1, vs. Ark-Pine Bluff (3/20/19)  
 3, vs. AAMU (2/23/21)

## 16 • CAM HILL IF

6-4 • 219 • JR • Madison, AL • Bob Jones

### CAREER STATISTICS

YEAR	AVG	GP-GS	AB	R	H	2B	3B	HR	RBI	SB-A
2021	.270	35-30	111	19	30	6	1	5	22	0-0
2022	.278	39-26	108	16	30	7	0	1	19	0-1
2023	.222	5-3	9	1	2	0	0	0	2	0-0
TOTAL	.272	79-59	228	36	62	13	1	6	43	0-1

### SEASON HIGHS

AB: 3, vs. UNA (2/21)  
 R: 1, vs. UNA (2/21)  
 H: 1, two times  
 2B: --  
 HR: --  
 RBI: 2, vs. UNA (2/21)

### CAREER HIGHS

5, six times  
 4, at Missouri (5/20/21)  
 3, four times  
 2, vs. Texas A&M (5/16/21)  
 1, six times  
 4, vs. Boston College (3/6/21)

## 5 • KASON HOWELL OF

6-0 • 178 • 5th • Argyle, TX • Liberty Christian

- Became the first Auburn player since 2016 to reach 200 career hits with his first-inning double last Friday
- Rated the No. 111 outfielder in the country by D1 Baseball
- Has started 200 career games, including 124 straight games dating back to 2021

### CAREER STATISTICS

YEAR	AVG	GP-GS	AB	R	H	2B	3B	HR	RBI	SB-A
2019	.262	63-63	225	31	59	10	0	0	28	14-16
2020	.359	11-10	39	8	14	7	0	0	6	0-0
2021	.260	52-51	177	29	46	12	0	8	30	8-13
2022	.287	65-65	251	50	72	19	2	2	35	11-13
2023	.273	11-11	44	6	12	6	0	0	5	0-0
TOTAL	.276	202-200	736	124	203	54	2	10	104	33-42

### SEASON HIGHS

AB: 5, five times  
 R: 1, six times  
 H: 3, vs. Lipscomb (3/3)  
 2B: 3, vs. Lipscomb (3/3)  
 HR: --  
 RBI: 2, two times

### CAREER HIGHS

6, five times  
 3, four times  
 4, vs. Florida State (6/4/22)  
 3, two times  
 2, two times  
 5, at Missouri (5/20/21)

## 18 • IKE IRISH DH/C

6-2 • 202 • FR • Hudsonville, MI • St. Mary's Prep

- Two-time SEC Freshman of the Week
- Has multiple hits in eight of his first 11 career games, including three or more hits on four occasions
- Leads the SEC in hits (23) and ranks 2nd in AVG (.535)
- Rated the No. 39 overall player in the 2022 class

### CAREER STATISTICS

YEAR	AVG	GP-GS	AB	R	H	2B	3B	HR	RBI	SB-A
2023	.535	11-11	43	15	23	6	1	0	9	1-1

### SEASON HIGHS

AB: 5, three times  
 R: 3, vs. Lipscomb (3/4)  
 H: 4, vs. USC (2/26)  
 2B: 2, vs. Lipscomb (3/4)  
 HR: --  
 RBI: 3, vs. Lipscomb (3/4)

### CAREER HIGHS

5, three times  
 3, vs. Lipscomb (3/4/23)  
 4, vs. USC (2/26/23)  
 2, vs. Lipscomb (3/4/23)  
 --  
 3, vs. Lipscomb (3/4/23)

## 14 • JUSTIN KIRBY OF

5-11 • 203 • GR • Alpharetta, GA • Kent State

- Went 5-for-15 with 3 2B, 1 3B, 2 RBI vs. Lipscomb
- Ten of his 11 hits this season are for extra bases
- His six homers in the first eight games were the most by an Auburn player since at least 1993
- Rated the No. 43 impact transfer and No. 44 outfielder in the country by D1 Baseball

### CAREER STATISTICS

YEAR	AVG	GP-GS	AB	R	H	2B	3B	HR	RBI	SB-A
2019*	.313	42/37	147	42	46	14	2	9	30	9-11
2020*	.189	12/12	37	3	7	3	0	0	2	0-0
2021*	.301	48/43	146	31	44	8	1	5	25	10-10
2022*	.323	53/51	198	44	64	17	1	15	45	14-20
2023	.256	11-11	43	13	11	3	1	6	16	0-0
TOTAL	.301	166-154	571	133	172	45	5	35	118	33-41

### SEASON HIGHS

AB: 6, two times  
 R: 3, vs. USC (2/26)  
 H: 2, three times  
 2B: 1, three times  
 HR: 2, vs. USC (2/26)  
 RBI: 7, vs. USC (2/26)

### CAREER HIGHS

6, seven times  
 4, two times  
 4, two times  
 2, five times  
 3, at Northern Illinois (4/19/22)  
 7, vs. USC (2/26/23)

## 24 • NATE LARUE C

6-3 • 223 • SR • Mobile, AL • McGill-Toolen

### CAREER STATISTICS

YEAR	AVG	GP-GS	AB	R	H	2B	3B	HR	RBI	SB-A
2020	.294	8-3	17	6	5	1	0	0	2	0-0
2021	.219	16-10	32	8	7	2	0	2	5	0-0
2022	.211	52-42	152	19	32	8	0	6	34	2-2
2023	.111	9-8	27	2	3	0	0	0	3	3-3
TOTAL	.206	85-63	228	35	47	11	0	8	44	4-4

### SEASON HIGHS

AB: 4, two times  
 R: 1, two times  
 H: 1, three times  
 2B: --  
 HR: --  
 RBI: 1, three times

### CAREER HIGHS

5, five times  
 3, vs. Southeastern (6/3/22)  
 3, at Texas A&M (3/27/22)  
 2, vs. Arkansas (5/6/22)  
 2, vs. Southeastern (6/3/22)  
 5, at Texas A&M (3/27/22)

## 26 • COOPER McMURRAY IF

6-3 • 258 • R-SO • Tulsa, OK • Kansas

- Left game two vs. Lipscomb with an ankle injury
- Is third on the team with two homers this year

### CAREER STATISTICS

YEAR	AVG	GP-GS	AB	R	H	2B	3B	HR	RBI	SB-A
2022*	.248	42-33	113	16	28	6	0	9	19	0-0
2023	.250	7-7	20	8	5	0	0	2	6	0-0
TOTAL	.248	49-40	133	24	33	6	0	11	25	0-0

### SEASON HIGHS

AB: 4, three times  
 R: 3, vs. USC (2/25)  
 H: 3, vs. USC (2/25)  
 2B: --  
 HR: 1, two times  
 RBI: 3, two times

### CAREER HIGHS

6, vs. Oklahoma (4/23/22)  
 2, vs. West Virginia (4/30/22)  
 3, two times  
 1, six times  
 2, vs. West Virginia (4/30/22)  
 3, at Texas (5/21/22)

## 11 • GAVIN MILLER IF

5-11 • 192 • FR • Oakdale, PA • West Allegheny

- Hit a 1B in his first career AB in the series finale vs. IU



**SEASON HIGHS**

AB: 5, three times  
 R: 2, two times  
 H: 3, two times  
 2B: 1, vs. Indiana (2/18)  
 HR: 1, vs. UNA (2/21)  
 RBI: 3, two times

**CAREER HIGHS**

5, 22 times  
 3, vs. Florida State (6/4/22)  
 3, 10 times  
 1, 18 times  
 1, 19 times  
 4, vs. Paradise Valley (2/26/19)

**3 • CHRIS STANFIELD OF**

6-1 • 189 • FR • Tallahassee, FL • Chiles

- Made his first career start vs. Lipscomb last Friday and went 5-for-12 with 2 2B, 3 RBI in the series
- Led the team with a .462 AVG in four games last week
- Rated a top 100 freshman by Perfect Game

**CAREER STATISTICS**

YEAR	AVG	GP-GS	AB	R	H	2B	3B	HR	RBI	SB-A
2023	.500	7-3	14	4	7	2	1	0	4	1-1

**SEASON HIGHS**

AB: 5, vs. Lipscomb (3/4)  
 R: 2, vs. FAMU (3/1)  
 H: 2, two times  
 2B: 1, two times  
 HR: --  
 RBI: 2, vs. Lipscomb (3/3)

**CAREER HIGHS**

5, vs. Lipscomb (3/4/23)  
 2, vs. FAMU (3/1)  
 2, two times  
 1, two times  
 2, vs. Lipscomb (3/3/23)

**8 • BRYSON WARE IF**

6-2 • 211 • SR • Madison, MS • Pearl River

- Homered in three straight vs. Lipscomb, including a game-tying and go-ahead homer in the 8th inning in back-to-back days
- Leads the SEC in SLG (1.128) and ranks 3rd in AVG (.513), 4th in TB (44) and T-5th in HR (6)

**CAREER STATISTICS**

YEAR	AVG	GP-GS	AB	R	H	2B	3B	HR	RBI	SB-A
2020*	.321	16-7	53	14	17	3	3	5	17	4-5
2021	.254	43-37	138	36	35	6	1	6	26	4-5
2022	.234	49-23	94	23	22	8	2	1	21	4-4
2023	.513	11-11	39	12	20	6	0	6	17	1-1
AU	.284	103-71	271	71	77	20	3	13	64	9-10
TOTAL	.290	119-71	324	85	94	23	6	18	81	13-15

**SEASON HIGHS**

AB: 5, two times  
 R: 3, vs. USC (2/25)  
 H: 3, three times  
 2B: 2, two times  
 HR: 1, six times  
 RBI: 3, four times

**CAREER HIGHS**

5, nine times  
 6, vs. AAMU (2/24/21)  
 3, nine times  
 2, three times  
 1, 18 times  
 6, two times

**10 • BRODY WORTHAM IF**

6-1 • 187 • GR • Wedowee, AL • West Georgia

- Collected his first hit and RBI in an Auburn uniform Wednesday vs. FAMU

**CAREER STATISTICS**

YEAR	AVG	GP-GS	AB	R	H	2B	3B	HR	RBI	SB-A
2019*	.317	30-20	82	19	26	5	0	1	14	2-3
2020*	.324	20-20	71	16	23	7	0	1	10	4-4
2021*	.411	41-41	163	37	67	13	1	4	26	10-12
2022*	.372	45-44	183	47	68	9	2	9	32	9-10
2023	.143	6-1	7	2	1	0	0	0	1	0-0
TOTAL	.366	142-126	506	121	185	34	3	15	83	25-29

**SEASON HIGHS**

AB: 2, vs. Indiana (2/18)  
 R: 1, two times  
 H: 1, vs. FAMU (3/1)  
 2B: --  
 HR: --  
 RBI: 1, vs. FAMU (3/1)

**CAREER HIGHS**

6, four times  
 3, six times  
 5, at Mississippi College (4/2/21)  
 2, three times  
 2, vs. North Georgia (3/30/22)  
 5, vs. West Alabama (3/26/22)

**4 • CARTER WRIGHT C**

6-0 • 195 • JR • Blairsville, GA • Iowa Western

**CAREER STATISTICS**

YEAR	AVG	GP-GS	AB	R	H	2B	3B	HR	RBI	SB-A
2021*	.353	43-7	119	34	42	8	0	0	27	0-0
2022*	.371	39-7	124	29	46	9	1	1	43	4-4
2023	.000	3-0	3	0	0	0	0	0	0	0-0
TOTAL	.358	84-7	246	63	88	17	1	1	70	4-4

**SEASON HIGHS**

AB: 1, three times  
 R: --  
 H: --  
 2B: --  
 HR: --  
 RBI: --

**CAREER HIGHS**

5, seven times  
 3, six times  
 3, five times  
 2, two times  
 1, at Southwestern (4/6/22)  
 5, at Southwestern (4/6/22)

**PITCHER PROFILES**

**46 • CHASE ALLSUP RHP**

6-1 • 238 • SO • Dothan, AL • Dothan

- Earned a 3.0-inning save and matched a career high with five strikeouts vs. Lipscomb (3/3)
- Rated the No. 44 starting pitcher by D1 Baseball
- Tabbed the No. 71 sophomore and No. 113 prospect for the 2024 MLB Draft by Perfect Game

**CAREER STATISTICS**

YEAR	ERA	W-L	G/S	IP	H	R	ER	BB	K	BAA
2022	3.38	1-0	23/0	29.1	24	15	11	17	36	.226
2023	4.15	0-0	3/2	8.2	9	4	4	6	11	.281
TOTAL	3.55	1-0	26/2	38.0	33	19	15	23	47	.239

**SEASON HIGHS**

IP: 3.2, vs. USC (2/24)  
 H: 5, vs. USC (2/24)  
 R: 2, vs. Indiana (2/17)  
 ER: 2, vs. Indiana (2/17)  
 K: 5, vs. Lipscomb (3/3)  
 BB: 2, three times  
 PC: 72, vs. USC (2/24)

**CAREER HIGHS**

3.2, vs. USC (2/24/23)  
 5, vs. USC (2/24/23)  
 4, vs. Ole Miss (3/18/22)  
 2, three times  
 5, two times  
 2, seven times  
 72, vs. USC (2/24/23)

**41 • JOHN ARMSTRONG RHP**

5-11 • 225 • SO • Marietta, GA • Harrison

- Has earned a win in four straight appearances since the series opener vs. USC (2/24)
- Leads the SEC and NCAA with four wins
- Named to the NCWBA Stopper of the Year Watch List

**CAREER STATISTICS**

YEAR	ERA	W-L	G/S	IP	H	R	ER	BB	K	BAA
2022	4.26	1-0	19/0	19.0	20	13	9	11	21	.294
2023	3.00	4-0	6/0	12.0	4	4	4	4	12	.098
TOTAL	3.77	5-0	25/0	31.0	24	17	13	15	33	.220

**SEASON HIGHS**

IP: 3.1, vs. Indiana (2/17)  
 H: 2, vs. Lipscomb (3/3)  
 R: 3, vs. USC (2/25)  
 ER: 3, vs. USC (2/25)  
 K: 4, vs. Lipscomb (3/3)  
 BB: 3, vs. USC (2/25)  
 PC: 48, vs. Indiana (2/17)

**CAREER HIGHS**

3.1, vs. Indiana (2/17/23)  
 4, vs. Arkansas (6/21/22)  
 4, vs. Arkansas (6/21/22)  
 4, vs. Arkansas (6/21/22)  
 4, two times  
 3, vs. USC (2/25/23)  
 48, vs. Indiana (2/17/23)

**25 • TANNER BAUMAN LHP**

6-4 • 208 • JR • Jacksonville, FL • St. John's River

- Made his first start in an Auburn uniform vs. Lipscomb, striking out a season-high five while matching a season high with 3.2 innings
- Earned the win in his Auburn debut vs. Indiana (2/17)
- Rated the No. 31 impact JUCO transfer by D1 Baseball

**CAREER STATISTICS**

YEAR	ERA	W-L	G/S	IP	H	R	ER	BB	K	BAA
2021*	4.70	2-3	19/4	44.0	47	28	23	18	40	.267
2022*	5.91	3-10	16/14	77.2	96	69	51	34	100	.292
2023	3.60	1-0	3/1	10.0	6	5	4	5	11	.171
TOTAL	5.33	6-13	38/19	131.2	149	102	78	57	151	--

**SEASON HIGHS**

IP: 3.2, two times  
 H: 4, vs. Lipscomb (3/3)  
 R: 2, two times  
 ER: 2, vs. USC (2/24)  
 K: 5, vs. Lipscomb (3/3)  
 BB: 3, vs. USC (2/24)  
 PC: 73, vs. Lipscomb (3/3)

**CAREER HIGHS**

7.0, vs. Fla State Jacksonville (4/5/21)  
 11, at Central Florida (3/25/22)  
 8, two times  
 6, three times  
 11, vs. Seminole State (3/7/22)  
 4, three times  
 73, vs. Lipscomb (3/3/23)

**33 • WILL CANNON RHP**

6-1 • 187 • SO • Phenix City, AL • NW Florida State

- Earned his first win in the series-clincher vs. Lipscomb
- Earned a save in back-to-back games vs. USC (2/24-25)
- Has finished all four games he has appeared in
- Rated the No. 7 impact JUCO transfer by Perfect Game

**CAREER STATISTICS**

YEAR	ERA	W-L	G/S	IP	H	R	ER	BB	K	BAA
2022*	3.10	3-2	14/1	29.0	23	10	10	19	30	.213
2023	1.50	1-0	4/0	6.0	7	1	1	4	6	.304
TOTAL	2.83	4-2	18/1	35.0	30	11	11	23	36	--

**SEASON HIGHS**

IP: 2.0, vs. Lipscomb (3/4)  
 H: 2, three times  
 R: 1, vs. Lipscomb (3/4)  
 ER: 1, vs. Lipscomb (3/4)  
 K: 2, two times  
 BB: 2, vs. Lipscomb (3/4)  
 PC: 36, vs. Lipscomb (3/4)

**CAREER HIGHS**

4.2, vs. Chipola (4/9/22)  
 4, two times  
 3, vs. TNXL (3/5/22)  
 3, vs. TNXL (3/5/22)  
 5, vs. Chipola (4/9/22)  
 5, vs. Chipola (4/9/22)  
 36, vs. Lipscomb (3/4/23)

**23 • P. CARLSON RHP**

6-1 • 184 • SO • Mobile, Ala. • Faith Academy

- Stranded the bases loaded in the 6th inning Sunday vs. Lipscomb (3/5)
- Is T-2nd on the team with four appearances

**CAREER STATISTICS**

YEAR	ERA	W-L	G/S	IP	H	R	ER	BB	K	BAA
2022	8.59	1-1	5/0	7.1	8	7	7	3	10	.267
2023	7.71	0-0	4/0	2.1	5	4	2	3	6	.357
TOTAL	8.38	1-1	9/0	9.2	13	11	9	6	16	.295

**SEASON HIGHS**

IP: 1.0, vs. FAMU (3/1)  
 H: 3, vs. Indiana (2/19)  
 R: 3, vs. FAMU (3/1)  
 ER: 1, two times  
 K: 3, vs. FAMU (3/1)  
 BB: 2, vs. FAMU (3/1)  
 PC: 27, vs. FAMU (3/1)

**CAREER HIGHS**

3.0, vs. Rhode Island (3/6/22)  
 3, two times  
 3, two times  
 3, vs. MTSU (3/13/22)  
 4, vs. Rhode Island (3/6/22)  
 2, two times  
 40, vs. Rhode Island (3/6/22)

**54 • K. COPELAND LHP**

6-2 • 185 • SR • Mobile, AL • Pensacola State

- Earned the win in his first start vs. UNA (2/21)
- Struck out six of the first 10 batters he faced
- Pitched 2.0 scoreless in the finale vs. USC (2/26)

**CAREER STATISTICS**

YEAR	ERA	W-L	G/S	IP	H	R	ER	BB	K	BAA
2020*	5.28	0-2	3/1	15.1	19	12	9	7	8	.297
2021*	1.74	7-1	12/8	57.0	43	14	11	16	81	.201
2022	4.20	3-0	9/2	15.0	20	11	7	8	19	.328
2023	1.59	1-0	2/1	5.2	6	1	1	0	7	.286
AU	3.48	4-0	11/3	20.2	26	12	8	8	26	.317
2023	7.11	1-0	3/1	6.1	10	5	5	0	7	.370
AU	5.06	4-0	12/3	21.1	30	16	12	8	26	.341
TOTAL	3.07	11-3	28/14	93.2	92	42	32	31	115	--

**SEASON HIGHS**

IP: 3.2, vs. UNA (2/21)  
 H: 4, vs. Lipscomb (3/4)  
 R: 4, vs. Lipscomb (3/4)  
 ER: 4, vs. Lipscomb (3/4)  
 K: 6, vs. UNA (2/21)  
 BB: --  
 PC: 66, vs. UNA (2/21)

**CAREER HIGHS**

7.0, two times  
 11, at Chipola (3/20/21)  
 4, three times  
 4, two times  
 12, at NW Fl. State (4/30/21)  
 2, nine times  
 68, vs. Kennesaw St. (4/20/22)

**77 • Z. CROTCHFELT LHP**

6-2 • 210 • FR • Jackson, N.J. • Jackson Memorial

- Made his first career start and pitched a season-high 4.0 innings in the series finale vs. Lipscomb (3/5)
- Matched a season high with four strikeouts in his start
- Rated the No. 183 starting pitcher by D1 Baseball
- Ranked the No. 93 player in the 2022 class by PG

**CAREER STATISTICS**

YEAR	ERA	W-L	G/S	IP	H	R
------	-----	-----	-----	----	---	---

**29 • C. HERBERHOLZ RHP**

5-11 • 197 • R-JR • Scottsboro, AL • Southern Union

- Has started the Saturday game in each of the last two weekends, going 4.0 and 3.0 IP respectively

**CAREER STATISTICS**

YEAR	ERA	W-L	G/S	IP	H	R	ER	BB	K	BAA
2020*	10.43	0-4	5/4	14.2	17	19	17	10	13	.288
2021*	13.50	0-0	1/0	0.2	0	1	1	1	1	.000
2022*	2.40	4-0	10/7	56.1	41	24	15	11	55	.179
2023	9.72	0-0	3/2	8.1	14	10	9	3	8	.389
TOTAL	4.30	4-4	19/13	80.0	72	54	42	25	77	.199

**SEASON HIGHS**

IP: 4.0, vs. USC (2/25)  
 H: 6, vs. Lipscomb (3/4)  
 R: 4, vs. Lipscomb (3/4)  
 ER: 4, vs. Lipscomb (3/4)  
 K: 4, vs. USC (2/25)  
 BB: 1, three times  
 PC: 68, vs. USC (2/25)

**CAREER HIGHS**

7.2, at Beville State (4/15/22)  
 7, vs. Shelton State (3/31/22)  
 7, at Wallace State (3/24/22)  
 6, at N.C. State (2/23/20)  
 13, vs. Marion Military (3/17/22)  
 4, vs. Bradley (2/29/20)  
 78, vs. Evansville (2/16/20)

**17 • TREVOR HORNE RHP**

6-3 • 203 • R-FR • Phenix City, AL • Glenwood

- Retired 5 of 6 batters faced in his Auburn debut (2/19)
- Struck out 3 of the 4 batters faced vs. FAMU (3/1)

**CAREER STATISTICS**

YEAR	ERA	W-L	G/S	IP	H	R	ER	BB	K	BAA
2023	3.38	0-0	2/0	2.2	2	1	1	0	3	.200

**SEASON HIGHS**

IP: 1.2, vs. Indiana (2/19)  
 H: 1, two times  
 R: 1, vs. FAMU (3/1)  
 ER: 1, vs. FAMU (3/1)  
 K: 3, vs. FAMU (3/1)  
 BB: --  
 PC: 23, vs. Indiana (2/19)

**CAREER HIGHS**

1.2, vs. Indiana (2/19/23)  
 1, two times  
 1, vs. FAMU (3/1/23)  
 1, vs. FAMU (3/1/23)  
 3, vs. FAMU (3/1/23)  
 --  
 23, vs. Indiana (2/19/23)

**43 • CHASE ISBELL RHP**

6-2 • 210 • SR • Springville, AL • Samford

- Logged career highs in IP (3.1) and K (7) vs. Lipscomb
- Named to the NCBWA Stopper of the Year Watch List
- Rated the No. 33 relief pitcher by D1 Baseball
- Pitched an immaculate inning vs. UNA (2/21)
- Has allowed just four earned run in his last 12 relief apps and 20.1 innings dating back to last season

**CAREER STATISTICS**

YEAR	ERA	W-L	G/S	IP	H	R	ER	BB	K	BAA
2020*	3.38	1-0	5/0	5.1	3	4	2	7	6	.167
2021*	2.32	4-2	26/0	31.0	19	9	8	13	44	.173
2022	4.82	1-1	14/0	18.2	17	10	10	14	23	.243
2023	9.00	0-0	4/1	7.0	10	7	7	2	13	.323
AU	5.96	1-1	18/1	25.2	27	17	17	16	36	.267
TOTAL	3.92	6-3	49/1	62.0	49	30	27	36	86	--

**SEASON HIGHS**

IP: 3.1 vs. Lipscomb (3/4)  
 H: 4, vs. Lipscomb (3/4)  
 R: 4, vs. USC (2/26)  
 ER: 4, vs. USC (2/26)  
 K: 7, vs. Lipscomb (3/4)  
 BB: 1, two times  
 PC: 56, vs. Lipscomb (3/4)

**CAREER HIGHS**

3.1, vs. Lipscomb (3/4/23)  
 5, vs. Vandy (4/9/22)  
 5, at LSU (4/1/22)  
 5, at LSU (4/1/22)  
 7, vs. Lipscomb (3/4/23)  
 3, at Samford (5/17/22)  
 57, at ETSU (5/21/21)

**22 • HAYDEN MURPHY RHP**

6-3 • 185 • FR • Chula, GA • Tiftarea Academy

- Pitched a season-high 1.2 innings Sunday vs. Lipscomb

**CAREER STATISTICS**

YEAR	ERA	W-L	G/S	IP	H	R	ER	BB	K	BAA
2023	2.45	0-0	3/0	3.2	5	1	1	1	0	.357

**SEASON HIGHS**

IP: 1.2, vs. Lipscomb (3/5)  
 H: 3, vs. Lipscomb (3/5)  
 R: 1, vs. Lipscomb (3/5)  
 ER: 1, vs. Lipscomb (3/5)  
 K: --  
 BB: 1, vs. USC (2/26)  
 PC: 28, vs. Lipscomb (3/5)

**CAREER HIGHS**

1.2, vs. Lipscomb (3/5/23)  
 3, vs. Lipscomb (3/5/23)  
 1, vs. Lipscomb (3/5/23)  
 1, vs. Lipscomb (3/5/23)  
 --  
 1, vs. USC (2/26)  
 28, vs. Lipscomb (3/5/23)

**12 • DREW NELSON LHP**

5-11 • 198 • FR • Troy, AL • Pike Liberal Arts

**CAREER STATISTICS**

YEAR	ERA	W-L	G/S	IP	H	R	ER	BB	K	BAA
2023	30.86	0-1	2/1	2.1	6	8	8	3	1	.462

**SEASON HIGHS**

IP: 1.2, vs. USC (2/26)  
 H: 4, vs. USC (2/26)  
 R: 4, two times  
 ER: 4, two times  
 K: 1, vs. USC (2/26)  
 BB: 3, vs. Indiana (2/19)  
 PC: 32, vs. Indiana (2/19)

**CAREER HIGHS**

1.2, vs. USC (2/26/23)  
 4, vs. USC (2/26/23)  
 4, two times  
 4, two times  
 1, vs. USC (2/26/23)  
 3, vs. Indiana (2/19/23)  
 32, vs. Indiana (2/19/23)

**44 • RYAN OLSON RHP**

6-1 • 206 • FR • Auburn, AL • Auburn

**CAREER STATISTICS**

YEAR	ERA	W-L	G/S	IP	H	R	ER	BB	K	BAA
2023	6.75	0-0	2/0	1.1	3	1	1	2	2	.500

**SEASON HIGHS**

IP: 1.0, vs. FAMU (3/1)  
 H: 2, vs. FAMU (3/1)  
 R: 1, vs. Indiana (2/19)  
 ER: 1, vs. Indiana (2/19)  
 K: 2, vs. FAMU (3/1)  
 BB: 2, vs. Indiana (2/19)  
 PC: 26, vs. FAMU (3/1)

**CAREER HIGHS**

1.0, vs. FAMU (3/1/23)  
 2, vs. FAMU (3/1/23)  
 1, vs. Indiana (2/19/23)  
 1, vs. Indiana (2/19/23)  
 2, vs. FAMU (3/1/23)  
 2, vs. Indiana (2/19/23)  
 26, vs. FAMU (3/1/23)

**20 • TOMMY SHEEHAN LHP**

6-0 • 210 • Gr. • Brielle, NJ • Notre Dame

- Allowed just one earned run in his final seven appearances and 15.0 innings in 2022

**CAREER STATISTICS**

YEAR	ERA	W-L	G/S	IP	H	R	ER	BB	K	BAA
2018*	5.74	2-4	14/14	62.2	62	43	40	41	27	.264
2019*	4.58	5-6	15/15	92.1	100	62	47	23	62	.268
2020*	2.70	3-0	4/4	23.1	18	7	7	5	22	.202
2021*	6.75	0-1	2/2	8.0	10	6	6	5	10	.303
2022	4.28	2-0	16/3	33.2	25	18	16	22	29	.207
2023	0.00	0-0	1/0	0.1	0	0	0	2	1	.000
AU	4.24	2-0	17/3	34.0	25	18	16	24	30	.205
TOTAL	4.74	12-11	52/37	220.1	215	136	116	98	151	--

**SEASON HIGHS**

IP: 0.1, vs. Indiana (2/18)  
 H: --  
 R: --  
 ER: --  
 K: 1, vs. Indiana (2/18)  
 BB: 2, vs. Indiana (2/18)  
 PC: 20, vs. Indiana (2/18)

**CAREER HIGHS**

9.0, two times  
 13, vs. North Carolina (4/13/19)  
 11, vs. North Carolina (4/13/19)  
 8, vs. North Carolina (4/13/19)  
 9, at UAB (2/14/20)  
 6, vs. Purdue (2/24/18)  
 112, vs. North Carolina (4/13/19)

**21 • TOMMY VAIL LHP**

5-11 • 190 • Gr. • Seattle, WA • TCU/Notre Dame

- Turned in 4.0 hitless, scoreless innings in his first start since 2019 Wednesday vs. FAMU
- Will make his second straight start Tuesday vs. UAB
- Retired all 6 batters faced in his Auburn debut (2/19)
- Was teammates with Tommy Sheehan at ND from 2018-21 before spending last season at TCU

**CAREER STATISTICS**

YEAR	ERA	W-L	G/S	IP	H	R	ER	BB	K	BAA
2018*	3.90	3-2	27/1	27.2	24	16	12	24	30	.231
2019*	3.27	3-2	25/2	44.0	24	19	16	26	61	.157
2020*	2.08	3-0	7/0	17.1	5	6	4	3	24	.086
2021*										DNP-INJURED
2022*	3.65	1-0	13/0	12.1	9	5	5	6	15	.205
2023	0.00	0-0	2/0	3.2	1	0	0	2	3	.083
2023	0.00	1-0	3/1	7.2	1	0	0	4	9	.042
TOTAL	3.06	10-4	75/4	109.0	63	46	37	63	139	--

**SEASON HIGHS**

IP: 4.0, vs. FAMU (3/1)  
 H: 1, vs. USC (2/25)  
 R: --  
 ER: --  
 K: 6, vs. FAMU (3/1)  
 BB: 2, two times  
 PC: 58, vs. FAMU (3/1)

**CAREER HIGHS**

5.1, vs. Toledo (2/22/20)  
 5, vs. Boston College (4/29/18)  
 4, two times  
 3, three times  
 9, vs. Toledo (2/22/20)  
 5, vs. Duke (5/21/19)  
 92, vs. Boston College (4/29/18)

**AUBURN IN THE NATIONAL AND SEC RANKINGS**

(as of Mar. 6)

TEAM	TOTAL	NCAA	SEC
Batting average	.335	12	4
On-base percentage	.446	16	5
<b>41 JOHN ARMSTRONG</b>	<b>TOTAL</b>	<b>NCAA</b>	<b>SEC</b>
Wins	4	1	1
Hits allowed/9.0 IP	3.00	8	3
WHIP	0.67	24	6
Appearances	6	25	1
<b>33 WILL CANNON</b>	<b>TOTAL</b>	<b>NCAA</b>	<b>SEC</b>
Saves	2	24	2
<b>5 KASON HOWELL</b>	<b>TOTAL</b>	<b>NCAA</b>	<b>SEC</b>
Doubles	6	18	2
<b>18 IKE IRISH</b>	<b>TOTAL</b>	<b>NCAA</b>	<b>SEC</b>
Batting average	.535	7	2
Hits	23	5	1
On-base percentage	.608	12	3
Doubles	6	18	2
<b>14 JUSTIN KIRBY</b>	<b>TOTAL</b>	<b>NCAA</b>	<b>SEC</b>
Home runs	6	16	5
<b>8 BRYSON WARE</b>	<b>TOTAL</b>	<b>NCAA</b>	<b>SEC</b>
Slugging percentage	1.128	5	1
Batting average	.513	13	3
Total bases	44	10	4
Home runs	6	16	5
Doubles	6	18	2
Hits	20	24	6

# PITCHING CAREERS

## CHASE ALLSUP'S AUBURN APPEARANCES

2022 - FRESHMAN YEAR												
Date	Opp (Res.)	DEC	QS	IP	H	R	ER	BB	SO	HR	ERA	NP
2/20	vs. Kansas State (W, 12-1)	-	-	1.0	0	0	0	0	3	0	0.00	14
2/25	YALE (W, 9-0)	-	-	1.0	0	0	0	2	2	0	0.00	25
3/2	UAB (W, 16-1)	-	-	1.0	0	0	0	1	2	0	0.00	20
3/9	vs. Tennessee Tech (W, 4-3)	-	-	2.0	2	0	0	1	3	0	0.00	39
3/13	MIDDLE TENNESSEE-G1 (W, 10-7)	-	-	1.1	3	1	0	1	3	0	0.00	35
3/18	#1 OLE MISS (W, 19-5)	-	-	1.1	2	4	2	2	2	1	2.35	49
3/26	at Texas A&M (L, 4-5 [11])	-	-	0.1	0	0	0	0	0	0	2.25	1
3/27	at Texas A&M (W, 13-9)	W	-	1.0	0	1	0	1	0	0	2.00	19
4/5	at UAB (W, 6-4)	S	-	2.1	2	1	1	0	2	1	2.38	34
4/12	SAMFORD (W, 4-1)	-	-	2.0	1	0	0	0	5	0	2.03	33
4/19	ALABAMA STATE (W, 6-5 [10])	-	-	0.2	0	0	0	2	0	0	1.93	15
4/22	SOUTH CAROLINA (W, 6-3)	-	-	0.2	0	0	0	0	0	0	1.84	5
4/26	at Jax State (W, 8-4)	-	-	2.2	2	1	1	0	3	1	2.08	31
4/30	at #1 Tennessee (W, 8-6)	-	-	1.1	2	1	1	1	1	0	2.41	41
5/6	#3 ARKANSAS (L, 8-11)	-	-	1.2	1	0	0	1	0	0	2.21	21
5/8	#3 ARKANSAS (L, 4-7)	-	-	0.2	1	1	1	2	0	0	2.57	22
5/14	ALABAMA (W, 6-4)	S	-	2.0	1	0	0	0	2	0	2.35	21
5/17	at Samford (W, 8-4)	-	-	1.0	1	0	0	1	2	0	2.25	21
5/20	at Kentucky (W, 6-3)	-	-	1.0	1	1	1	0	1	1	2.52	14
5/21	at Kentucky (L, 3-6)	-	-	2.0	2	1	1	0	2	0	2.67	28
5/25	vs. Kentucky (L, 1-3)	-	-	1.0	0	0	0	0	3	0	2.57	20
6/12	at #3 Oregon State (L, 3-4)	-	-	0.2	1	1	1	1	0	0	2.83	11
6/21	vs. Arkansas (L, 1-11)	-	-	0.2	2	2	2	1	1	0	3.38	21

2023 - SOPHOMORE YEAR												
Date	Opp (Res.)	DEC	QS	IP	H	R	ER	BB	SO	HR	ERA	NP
2/17	*INDIANA (W, 8-4)	-	-	2.0	3	2	2	2	4	1	9.00	48
2/24	*USC (W, 5-3)	-	-	3.2	5	1	1	2	2	0	4.76	72
3/3	LIPSCOMB (W, 7-3)	S	-	3.0	1	1	1	2	5	1	4.15	55

## JOHN ARMSTRONG'S AUBURN APPEARANCES

2022 - FRESHMAN YEAR												
Date	Opp (Res.)	DEC	QS	IP	H	R	ER	BB	SO	HR	ERA	NP
2/18	vs. Oklahoma (L, 0-3)	-	-	1.0	0	0	0	0	1	0	0.00	8
2/19	vs. #12 Texas Tech (W, 2-1)	-	-	0.2	0	0	0	1	0	0	0.00	13
2/25	YALE (W, 9-0)	-	-	0.2	0	0	0	0	2	0	0.00	9
2/26	YALE-G2 (L, 4-5 [10])	-	-	0.2	1	0	0	0	1	0	0.00	12
3/1	ALABAMA STATE (W, 13-7)	-	-	0.2	1	0	0	0	2	0	0.00	16
3/9	vs. Tennessee Tech (W, 4-3)	-	-	0.1	1	0	0	0	1	0	0.00	5
3/11	MIDDLE TENNESSEE (L, 8-10)	-	-	0.1	0	3	0	2	1	0	0.00	18
3/17	#1 OLE MISS (L, 6-13)	-	-	0.0	2	3	2	2	0	0	4.15	19
3/22	vs. South Alabama (W, 13-12)	-	-	0.1	0	0	0	0	0	0	3.86	4
3/29	JAX STATE (L, 2-5)	-	-	1.1	1	0	0	1	0	0	3.00	26
5/8	#3 ARKANSAS (L, 4-7)	-	-	2.2	0	0	0	1	4	0	2.08	40
5/13	ALABAMA (W, 3-2)	W	-	2.2	1	0	0	0	3	0	1.59	29
5/17	at Samford (W, 8-4)	-	-	2.1	1	0	0	0	3	0	1.32	29
5/20	at Kentucky (L, 1-5)	-	-	0.2	1	0	0	0	2	0	1.26	10
5/21	at Kentucky (L, 3-6)	-	-	0.0	3	2	2	1	0	0	2.51	11
6/4	FLORIDA STATE (W, 21-7)	-	-	2.0	3	1	1	1	0	0	2.76	24
6/11	at #3 Oregon State (W, 7-5)	-	-	1.0	0	0	0	1	0	0	2.60	15
6/12	at #3 Oregon State (L, 3-4)	-	-	0.2	2	0	0	0	0	0	2.50	9
6/21	vs. Arkansas (L, 1-11)	-	-	1.0	4	4	4	1	1	1	4.26	24

2023 - SOPHOMORE YEAR												
Date	Opp (Res.)	DEC	QS	IP	H	R	ER	BB	SO	HR	ERA	NP
2/17	INDIANA (W, 8-4)	-	-	3.1	0	0	0	1	3	0	0.00	48
2/21	vs. North Alabama (W, 13-1)	-	-	1.1	1	0	0	0	2	0	0.00	18
2/24	USC (W, 5-3)	W	-	0.1	0	0	0	0	0	0	0.00	2
2/25	USC (W, 12-6)	W	-	1.2	1	3	3	3	1	0	4.05	34
3/3	LIPSCOMB (W, 7-3)	W	-	2.1	2	1	1	0	4	1	4.00	44
3/5	LIPSCOMB (W, 4-3)	W	-	3.0	0	0	0	0	2	0	3.00	43

## TANNER BAUMAN'S AUBURN APPEARANCES

2023 - JUNIOR YEAR												
Date	Opp (Res.)	DEC	QS	IP	H	R	ER	BB	SO	HR	ERA	NP
2/17	INDIANA (W, 8-4)	W	-	2.2	1	2	1	1	3	0	3.38	52
2/24	USC (W, 5-3)	-	-	3.2	1	2	2	3	3	0	4.26	52
3/3	*LIPSCOMB (W, 7-3)	-	-	3.2	4	1	1	1	5	1	3.60	73

## WILL CANNON'S AUBURN APPEARANCES

2023 - SOPHOMORE YEAR												
Date	Opp (Res.)	DEC	QS	IP	H	R	ER	BB	SO	HR	ERA	NP
2/17	INDIANA (W, 8-4)	-	-	1.0	1	0	0	0	2	0	0.00	23
2/24	USC (W, 5-3)	S	-	1.1	2	0	0	1	1	0	0.00	26
2/25	USC (W, 12-6)	S	-	1.2	2	0	0	1	1	0	0.00	24
3/4	LIPSCOMB (W, 12-11)	W	-	2.0	2	1	1	2	2	0	1.50	36

## PARKER CARLSON'S AUBURN APPEARANCES

2022 - FRESHMAN YEAR												
Date	Opp (Res.)	DEC	QS	IP	H	R	ER	BB	SO	HR	ERA	NP
2/23	TROY (W, 13-1)	-	-	1.0	0	0	0	0	1	0	0.00	8
2/26	YALE-G2 (L, 4-5 [10])	-	-	1.0	2	1	1	0	1	1	4.50	17
3/6	RHODE ISLAND (W, 14-1)	W	-	3.0	2	1	1	1	4	1	3.60	40
3/13	MIDDLE TENNESSEE-G1 (W, 10-7)	-	-	0.2	3	3	3	0	2	1	7.94	24
3/29	JAX STATE (L, 2-5)	L	-	1.2	1	2	2	2	2	0	8.59	34

2023 - SOPHOMORE YEAR												
Date	Opp (Res.)	DEC	QS	IP	H	R	ER	BB	SO	HR	ERA	NP
2/19	INDIANA (L, 2-11)	-	-	0.2	3	1	1	0	1	0	13.50	18
2/26	USC (T, 12-12)	-	-	0.1	0	0	0	0	1	0	9.00	6
3/1	FLORIDA A&M (W, 18-8)	-	-	1.0	2	3	1	2	3	0	9.00	27
3/5	LIPSCOMB (W, 4-3)	-	-	0.1	0	0	0	1	1	0	7.71	10

## KONNER COPELAND'S AUBURN APPEARANCES

2022 - JUNIOR YEAR												
Date	Opp (Res.)	DEC	QS	IP	H	R	ER	BB	SO	HR	ERA	NP
3/1	*ALABAMA STATE (W, 13-7)	-	-	2.1	5	1	0	2	1	0	0.00	52
4/1	at #12 LSU (L, 2-9)	-	-	1.0	0	0	0	0	0	0	0.00	1
4/15	at Mississippi State (L, 5-9)	-	-	0.1	0	0	0	0	1	0	0.00	3
4/20	* KENNESAW STATE (W, 14-1)	W	-	4.0	2	0	0	1	8	0	0.00	68
4/26	at Jax State (W, 8-4)	W	-	1.1	3	2	2	1	1	0	2.16	25
4/30	at #1 Tennessee (W, 8-6)	W	-	2.0	3	1	1	0	2	1	2.61	41
5/6	#3 ARKANSAS (L, 8-11)	-	-	1.1	2	4	4	2	1	2	5.40	32
5/10	at Troy (W, 11-4)	-	-	0.2	1	0	0	0	1	0	5.11	12
6/3	SOUTHEASTERN (W, 19-7)	-	-	2.2	4	3	0	2	4	0	4.20	56

2023 - SENIOR YEAR												
Date	Opp (Res.)	DEC	QS	IP	H	R	ER	BB	SO	HR	ERA	NP
2/21	*vs. North Alabama (W, 13-1)	W	-	3.2	3	1	1	0	6	0	2.45	66
2/26	USC (T, 12-12)	-	-	2.0	3	0	0	0	1	0	1.59	39
3/4	LIPSCOMB (W, 12-11)	-	-	0.2	4	4	4	0	0	1	7.11	20

## ZACH CROTCHFELT'S AUBURN APPEARANCES

2023 - FRESHMAN YEAR												
Date	Opp (Res.)	DEC	QS	IP	H	R	ER	BB	SO	HR	ERA	NP
2/19	INDIANA (L, 2-11)	-	-	3.2	3	2	2	1	4	0	4.91	56
2/26	USC (T, 12-12)	-	-	3.2	4	4	4	2	3	0	7.36	62
3/5	*LIPSCOMB (W, 4-3)	-	-	4.0	3	2	2	3	4	1	6.35	76

## JOSEPH GONZALEZ'S AUBURN APPEARANCES

2021 - FRESHMAN YEAR												
Date	Opp (Res.)	DEC	QS	IP	H	R	ER	BB	SO	HR	ERA	NP
2/20	PRESBYTERIAN (W, 6-1)	-	-	1.0	2	0	0	0	1	0	0.00	12
2/24	ALABAMA A&M (W, 33-0)	-	-	1.0	0	0	0	0	2	0	0.00	11
2/26	vs. #25 Oklahoma (L, 3-4 [10])	-	-	1.1	4	1	1	0	0	0	2.70	25
3/9	*at UAB (W, 6-5)	-	-	5.0	1	1	1	0	7	0	2.16	60
3/14	LITTLE ROCK (L, 6-12)	-	-	0.2	2	1	1	0	0	0	3.00	12
3/16	at Lipscomb (W, 9-7)	-	-	1.1	1	0	0	0	1	0	2.61	17
3/19	at #4 Ole Miss (L, 0-1)	L	-	1.0	1	1	1	0	0	1	3.18	16
3/27	*KENTUCKY (L, 4-6)	L	-	4.0	8	5	5	2	4	0	5.28	71
4/3	*at #1 Arkansas (L, 5-6 [10])	-	-	5.0	2	2	2	5	1	0	4.87	86
4/11	*#4 MISSISSIPPI STATE (L, 10-19)	L	-	0.2	7	9	9	1	9	0	8.57	44
4/17	*at Alabama (L, 9-10)	-	-	1.1	4	3	3	0	0	0	9.27	29
4/21	JAX STATE (W, 8-7 [10])	-	-	3.1	3	0	0	0	3	0	8.06	55
4/25	#10 FLORIDA (W, 10-8 [7])	W	-	2.2	3	2	2	1	0	0	7.94	43
4/30	at #20 Georgia (W, 10-6 [14])	-	-	1.0	2	0	0	0	0	0	7.67	16
5/1	at #20 Georgia (W, 9-7)	-	-	2.2	3	2	2	0	3	1	7.59	29
5/7</												

**A 2023 AUBURN BASEBALL GAME NOTES**

5/17	at Samford (W, 8-4)	-	-	0.2	0	0	0	3	0	0	7.30	28
5/20	at Kentucky (L, 1-5)	-	-	2.0	2	0	0	1	3	0	6.28	32
6/12	at #3 Oregon State (L, 3-4)	-	-	2.2	0	0	0	2	4	0	5.29	41
6/21	vs. Arkansas (L, 1-11)	-	-	1.2	1	0	0	1	3	0	4.82	33

**2023 - SENIOR YEAR**

Date	Opp (Res.)	DEC	QS	IP	H	R	ER	BB	SO	HR	ERA	NP
2/18	INDIANA (W, 6-1)	-	-	1.2	2	1	1	1	2	0	5.40	36
2/21	vs. North Alabama (W, 13-1)	-	-	2.0	1	0	0	0	4	0	2.45	21
2/26	*USC (T, 12-12)	-	-	0.0	3	4	4	1	0	2	12.27	13
3/4	LIPSCOMB (W, 12-11)	-	-	3.1	4	2	2	0	7	1	9.00	56

**CAMERON KESHOCK'S AUBURN APPEARANCES**

Date	Opp (Res.)	DEC	QS	IP	H	R	ER	BB	SO	HR	ERA	NP
3/1	FLORIDA A&M (W, 18-8)	-	-	0.0	2	4	4	1	0	0		10

**HAYDEN MURPHY'S AUBURN APPEARANCES**

Date	Opp (Res.)	DEC	QS	IP	H	R	ER	BB	SO	HR	ERA	NP
2/19	INDIANA (L, 2-11)	-	-	0.2	1	0	0	0	0	0	0.00	9
2/26	USC (T, 12-12)	-	-	1.1	1	0	0	1	0	0	0.00	21
3/5	LIPSCOMB (W, 4-3)	-	-	1.2	3	1	1	0	0	0	2.45	28

**DREW NELSON'S AUBURN APPEARANCES**

Date	Opp (Res.)	DEC	QS	IP	H	R	ER	BB	SO	HR	ERA	NP
2/19	*INDIANA (L, 2-11)	L	-	0.2	2	4	4	3	0	1	54.00	32
2/26	USC (T, 12-12)	-	-	1.2	4	4	4	0	1	0	30.86	26

**RYAN OLSON'S AUBURN APPEARANCES**

Date	Opp (Res.)	DEC	QS	IP	H	R	ER	BB	SO	HR	ERA	NP
2/19	INDIANA (L, 2-11)	-	-	0.1	1	1	1	2	0	0	27.00	16
3/1	FLORIDA A&M (W, 18-8)	-	-	1.0	2	0	0	0	2	0		26

**TOMMY SHEEHAN'S AUBURN APPEARANCES**

Date	Opp (Res.)	DEC	QS	IP	H	R	ER	BB	SO	HR	ERA	NP
2/18	*vs. Oklahoma (L, 0-3)	-	-	1.0	1	0	0	1	1	0	0.00	33
2/23	*TROY (W, 13-1)	-	-	3.0	1	1	1	3	1	0	2.25	43
3/6	RHODE ISLAND (W, 14-1)	S	-	3.0	0	0	0	1	5	0	1.29	47
3/13	MIDDLE TENNESSEE-G1 (W, 10-7) W	-	-	3.2	4	2	2	2	1	1	2.53	52
3/19	#1 OLE MISS (L, 2-15)	-	-	2.2	5	3	3	0	3	0	4.05	40
3/27	* at Texas A&M (W, 13-9)	-	-	1.0	3	5	5	4	0	0	6.91	38
4/9	#12 VANDERBILT (L, 4-19)	-	-	1.1	2	2	2	2	1	0	7.47	28
4/20	KENNESAW STATE (W, 14-1)	-	-	2.0	0	0	0	0	3	0	6.62	22
4/23	SOUTH CAROLINA (W, 8-6)	-	-	1.0	2	3	2	1	2	0	7.23	24
4/29	at #1 Tennessee (L, 4-170)	-	-	2.1	0	0	0	2	0	0	6.43	35
5/6	#3 ARKANSAS (L, 8-11)	-	-	1.0	1	0	0	0	0	0	6.14	19
5/8	#3 ARKANSAS (L, 4-7)	-	-	0.2	0	1	0	2	1	0	5.96	21
5/14	ALABAMA (W, 6-4)	-	-	4.0	1	0	0	1	4	0	5.06	65
5/20	at Kentucky (L, 1-5)	-	-	2.0	1	1	1	1	1	0	5.02	38
6/11	at #3 Oregon State (W, 7-5)	W	-	3.1	2	0	0	1	3	0	4.50	54
6/20	vs. #2 Stanford (W, 6-2)	-	-	1.2	2	0	0	1	3	0	4.28	33

**2023 - SIXTH YEAR**

Date	Opp (Res.)	DEC	QS	IP	H	R	ER	BB	SO	HR	ERA	NP
2/18	INDIANA (W, 6-1)	-	-	0.1	0	0	0	2	1	0	0.00	20

**TOMMY VAIL'S AUBURN APPEARANCES**

Date	Opp (Res.)	DEC	QS	IP	H	R	ER	BB	SO	HR	ERA	NP
2/18	INDIANA (W, 6-1)	-	-	2.0	0	0	0	0	1	0	0.00	27
2/25	USC (W, 12-6)	-	-	1.2	1	0	0	2	2	0	0.00	32
3/1	*FLORIDA A&M (W, 18-8)	W	-	4.0	0	0	0	2	6	0	0.00	58



**SUPERLATIVES AND MISCELLANEOUS NOTES**

**STARTS BY POSITION**

**STARTING PITCHER**

Chase Allsup	2	2-0
Christian Herberholz	2	2-0
Tanner Bauman	1	1-0
Konner Copeland	1	1-0
Zach Crotchfelt	1	1-0
Jospeh Gonzalez	1	1-0
Chase Isbell	1	0-0-1
Drew Nelson	1	0-1
Tommy Vail	1	1-0

**CATCHER**

Nate LaRue	8	6-1-1
Ryan Dyal	3	3-0

**FIRST BASE**

Cooper McMurray	7	5-1-1
Cam Hill	3	3-0
Brody Wortham	1	0-1

**SECOND BASE**

Caden Green	7	5-1-1
Brody Moss	4	4-0

**THIRD BASE**

Bryson Ware	11	9-1-1
-------------	----	-------

**SHORTSTOP**

Cole Foster	11	9-1-1
-------------	----	-------

**LEFT FIELD**

Bobby Peirce	7	5-1-1
Chris Stanfield	3	3-0
Josh Hall	1	1-0

**CENTER FIELD**

Kason Howell	11	9-1-1
--------------	----	-------

**RIGHT FIELD**

Justin Kirby	11	9-1-1
--------------	----	-------

**DESIGNATED HITTER**

Ike Irish	11	9-1-1
-----------	----	-------

**2023 AUBURN & OPPONENT HIGHS**

**TEAM BATTING**

	AUBURN	OPPONENT
Runs in a game	18, vs. FAMU [7] (3/1)	12, USC (2/26)
Runs in an inning	11 [1st], vs. FAMU [7] (3/1)	7, [6th] FAMU (3/1)
Most Hits in a game	17, vs. Lipscomb (3/4)	16, Lipscomb (3/4)
Fewest Hits in a game	6, vs. Lipscomb (3/5)	4, vs. Indiana (2/18)
Hits in an inning	7 [1st], vs. FAMU [7] (3/1)	6 [4th], Lipscomb (3/4)
2B in a game	8, vs. Lipscomb (3/4)	5, USC (2/26)
3B in a game	1, three times	1, USC (2/24)
HR in a game	3, two times	4, Lipscomb (3/4)
SB in a game	2, vs. Lipscomb (3/3)	2, Lipscomb (3/4)
LOB in a game	13, vs. USC (2/26)	11, two times
K in a game	14, vs. Lipscomb (3/4)	14, two times
BB in a game	14, vs. FAMU [7] (3/1)	7, two times

**TEAM PITCHING**

	AUBURN	OPPONENT
K in a game	14, two times	14, Lipscomb (3/4)
BB in a game	7, two times	14, FAMU (3/1)
Pitchers used	7, vs. Indiana (2/19)	7, USC (2/25)
Total Quality Starts	--	1

**TEAM FIELDING**

	AUBURN	OPPONENT
Errors in a game	2, vs. USC (2/25)	3, USC (2/26)
DP turned in a game	2, vs. Indiana (2/18)	2, Indiana (2/18)

**IND. BATTING**

	AUBURN	OPPONENT
Hits in a game	4, Irish vs. USC (2/26)	4, three times
Runs in a game	3, six times	2, 15 times
2B in a game	3, Howell vs. Lipscomb (3/3)	2, four times
3B in a game	1, three times	1, Overn [USC] (2/24)
HR in a game	2, Kirby vs. USC (2/26)	2, Kelly [LIP] (3/3)
RBI in a game	7, Kirby vs. USC (2/26)	4, Mathison [IU] (2/19)
XBH in a game	3, two times	2, six times
SB in a game	1, eight times	1, seven times
BB in a game	3, four times	2, six times
HBP in a game	1, 15 times	2, Jessee [IU] (2/17)
K in a game	4, Kirby vs. Lipscomb (3/4)	3, three times
Hitting Streak	11, Ware (current)	3, four times
Consec. G w/HR	3, Ware (current)	2, three times

**IND. PITCHING**

	AUBURN	OPPONENT
K by a starter	6, two times (Copeland/Vail)	6, two times
K by a reliever	7, Isbell vs. Lipscomb (3/4)	7, Van Treek [LIP] (3/4)
BB by a starter	3, two times	4, Bothwell [IU] (2/18)
BB by a reliever	3, two times	5, Langley [FAMU] (3/1)
IP by a starter	5.0, Gonzalez vs. Indiana (2/18)	7.0, Tucker [LIP] (3/5)
IP by a reliever	3.2, three times	4.0, Van Treek [LIP] (3/4)

**MISCELLANEOUS**

	AUBURN
Biggest comeback win	3, vs. USC (2/25)
Biggest blown lead loss	--
Largest margin of victory	12, vs. UNA [7] (2/21)
Largest margin of defeat	9, vs. Indiana (2/19)
Longest game, Time	3:48, vs. USC (2/26)
Longest game, Time (9 inn)	3:48, vs. USC (2/26)
Shortest game, Time (9 inn)	2:33, vs. Indiana (2/18)
Longest game, Innings	9, nine times
Largest crowd, Home	4,097, two times
Largest crowd, Road	--
Largest crowd, Neutral	5,448, vs. UNA [7] (2/21)

**STARTS BY ORDER**

**LEADOFF**

Bobby Peirce	7	5-1-1
Kason Howell	3	3-0
Josh Hall	1	1-0

**2ND SPOT**

Cole Foster	9	7-1-1
Brody Moss	2	2-0

**3RD SPOT**

Justin Kirby	8	7-0-1
Ike Irish	3	2-1

**CLEANUP**

Ike Irish	8	7-0-1
Justin Kirby	3	2-1

**5TH SPOT**

Bryson Ware	8	8-0-1
Nate LaRue	2	2-0
Cooper McMurray	1	0-1

**6TH SPOT**

Kason Howell	4	2-1-1
Ryan Dyal	3	3-0
Chris Stanfield	2	2-0
Cole Foster	1	1-0
Cooper McMurray	1	1-0

**7TH SPOT**

Cooper McMurray	3	3-0-1
Cam Hill	2	2-0
Kason Howell	2	2-0
Bryson Ware	2	1-1
Cole Foster	1	1-0
Chris Stanfield	1	1-0

**8TH SPOT**

Nate LaRue	6	4-1-1
Cooper McMurray	2	2-0
Cam Hill	1	1-0
Bryson Ware	1	1-0
Brody Wortham	1	1-0

**9TH SPOT**

Caden Green	7	5-1-1
Kason Howell	2	2-0
Brody Moss	2	2-0

**PITCHING NOTES**

**2023 BULLPEN BY NUMBERS**

Total App.....	37
Saves/Opp.....	3/3
IR/IRS.....	39/16
BA Against.....	.252
ERA.....	5.58

**SAVES/OPP**

Will Cannon.....	2/2
Chase Allsup.....	1/1

**INHERITED RUNNERS/SCORED**

John Armstrong.....	10/0
Will Cannon.....	4/3
Parker Carlson.....	8/5
Konner Copeland.....	1/1
Zach Crotchfelt.....	2/0
Christian Herberholz.....	2/0
Trevor Horne.....	3/1
Chase Isbell.....	5/2
Hayden Murphy.....	4/4

**1ST BATTER FACED/RETIRED**

Chase Allsup.....	1/1
John Armstrong.....	6/6
Tanner Bauman.....	2/2
Will Cannon.....	4/2
Parker Carlson.....	4/2
Konner Copeland.....	2/1
Zach Crotchfelt.....	2/2
Christian Herberholz.....	1/1
Trevor Horne.....	2/2
Chase Isbell.....	3/1
Cameron Keshock.....	1/0
Hayden Murphy.....	3/2
Drew Nelson.....	1/0
Ryan Olson.....	2/1
Tommy Sheehan.....	1/0
Tommy Vail.....	2/1

**RELIEF ERA**

Tommy Sheehan.....	0.00
Tommy Vail.....	0.00
Will Cannon.....	1.50
Hayden Murphy.....	2.45
Chase Allsup.....	3.00
John Armstrong.....	3.00
Trevor Horne.....	3.38
Chase Isbell.....	3.86
Tanner Bauman.....	4.26
Ryan Olson.....	6.75
Zach Crotchfelt.....	7.36
Parker Carlson.....	7.71
Konner Copeland.....	13.50
Christian Herberholz.....	20.25
Drew Nelson.....	21.60
Cameron Keshock.....	99.00

2023 Auburn Baseball  
Team Game-by-Game for Auburn (as of Mar 05, 2023)  
Pitching (All games)

Date	Opponent	ip	h	r	er	bb	so	2b	3b	hr	wp	bk	hbp	dp	ibb	score	w-l	sv	era
Feb 17	INDIANA	9.0	5	4	3	4	12	0	0	1	0	0	3	0	0	8-4	1-0	0	3.00
Feb 18	INDIANA	9.0	4	1	1	3	5	1	0	0	0	0	1	2	0	6-1	2-0	0	2.00
Feb 19	INDIANA	9.0	14	11	11	7	7	4	0	1	1	0	1	0	0	2-11	2-1	0	5.00
Feb 21	vs North Alabama	7.0	5	1	1	0	12	3	0	0	0	0	0	0	0	13-1	3-1	0	4.24
Feb 24	USC	9.0	8	3	3	6	6	2	1	0	0	0	1	1	0	5-3	4-1	1	3.98
Feb 25	USC	9.0	9	6	5	7	8	2	0	1	0	0	0	1	0	12-6	5-1	2	4.15
Feb 26	USC	9.0	15	12	12	4	6	5	0	2	2	0	1	0	0	12-12	5-1	2	5.31
Mar 01	FLORIDA A&M	7.0	7	8	6	5	14	0	0	1	0	0	1	0	0	18-8	6-1	2	5.56
Mar 03	LIPSCOMB	9.0	7	3	3	3	14	2	0	3	0	0	1	1	0	7-3	7-1	3	5.26
Mar 04	LIPSCOMB	9.0	16	11	11	3	11	1	0	4	0	0	0	0	0	12-11	8-1	3	5.86
Mar 05	LIPSCOMB	9.0	6	3	3	4	7	0	0	1	3	0	1	0	0	4-3	9-1	3	5.59
Totals		95.0	96	63	59	46	102	20	1	14	6	0	10	5	0	99-63	9-1	3	5.59

**AUBURN STARTING PITCHER BREAKDOWN**

Starter	GS	Quality Starts	Run Support	RS/Start	Auburn Record
Allsup	2	--	1	0.5	2-0
Herberholz	2	--	11	5.5	2-0
Bauman	1	--	1	1.0	1-0
Copeland	1	--	9	9.0	1-0
Crotchfelt	1	--	0	0.0	1-0
Gonzalez	1	--	4	4.0	1-0
Isbell	1	--	0	0.0	0-0-1
Nelson	1	--	0	0.0	0-1
Vail	1	--	13	13.0	1-0

**Auburn Overall Rankings**

Category	Rank	No.
ERA	12th	5.59
Opp BA	13th	.260
Hits Allowed	12th	96
Walks	7th	46
Strikeouts	T-13th	102

**Auburn SEC-Only Rankings**

Category	Rank	No.
ERA	--	--
Opp BA	--	--
Hits Allowed	--	--
Walks	--	--
Strikeouts	--	--

**AUBURN PITCHING BREAKDOWN**

	W-L	ERA	IP	H	R	ER	BB	K	HR	AVG	W-L	ERA	IP	H	R	ER	BB	K	HR	AVG	
STARTERS	3-1	5.61	33.2	36	22	21	16	34	9	.275	HOME	8-1	5.93	88.0	91	62	58	46	90	14	.265
RELIEVERS	6-0	5.58	61.1	60	41	38	30	68	5	.252	ROAD	--	--	--	--	--	--	--	--	--	--
TOTALS	9-1	5.59	95.0	96	63	59	46	102	14	.260	NEUT.	1-0	1.29	7.0	5	1	1	0	12	0	.200

## HITTING NOTES

### 2023 MULTI-HIT GAMES

	2	3	4	5+	Total
Ike Irish	4	3	1	-	8
Bryson Ware	3	3	-	-	6
Cole Foster	2	2	-	-	4
Kason Howell	2	1	-	-	3
Justin Kirby	3	-	-	-	3
Bobby Peirce	1	2	-	-	3
Caden Green	2	-	-	-	2
Chris Stanfield	2	-	-	-	2
Cooper McMurray	-	1	-	-	1
Brody Moss	1	-	-	-	1

### CAREER AUBURN MULTI-HIT GAMES

	2	3	4	5+	Total
Kason Howell	39	17	1	-	57
Bryson Ware	14	7	-	-	21
Cam Hill	13	4	-	-	17
Bobby Peirce	8	5	-	-	13
Cole Foster	9	4	1	-	14
Nate LaRue	8	1	-	-	9
Ryan Dyal	7	-	-	-	7
Ike Irish	4	3	1	-	8
Josh Hall	5	1	-	-	6
Mike Bello	3	2	-	-	5
Justin Kirby	3	-	-	-	3
Caden Green	2	-	-	-	2
Chris Stanfield	2	-	-	-	2
Mason Land	1	-	-	-	1
Cooper McMurray	-	1	-	-	1
Brody Moss	1	-	-	-	1

### 2023 MULTI-RBI GAMES

	2	3	4	5+	Total
Justin Kirby	2	1	-	1	4
Bryson Ware	-	4	-	-	4
Cole Foster	2	1	-	-	3
Bobby Peirce	1	2	-	-	3
Cooper McMurray	-	2	-	-	2
Kason Howell	2	-	-	-	2
Ike Irish	1	1	-	-	2
Josh Hall	1	-	-	-	1
Cam Hill	1	-	-	-	1
Brody Moss	1	-	-	-	1
Chris Stanfield	1	-	-	-	1

### CAREER AUBURN MULTI-RBI GAMES

	2	3	4	5+	Total
Kason Howell	13	7	-	1	21
Bryson Ware	7	4	2	2	15
Cole Foster	7	3	1	1	12
Cam Hill	7	3	1	-	11
Nate LaRue	9	1	-	1	11
Bobby Peirce	7	4	-	-	11
Ryan Dyal	5	3	1	-	9
Josh Hall	3	1	-	-	4
Mike Bello	3	-	-	-	3
Justin Kirby	2	1	-	1	4
Cooper McMurray	-	2	-	-	2
Ike Irish	1	1	-	-	2
Brody Moss	1	-	-	-	1
Chris Stanfield	1	-	-	-	1

### CAREER AUBURN STARTS

	Career	Consec.
Kason Howell	200	124
Bryson Ware	71	11
Cole Foster	67	20
Nate LaRue	64	1
Cam Hill	59	1
Ryan Dyal	52	-
Bobby Peirce	48	-
Mike Bello	27	-
Josh Hall	17	-
Ike Irish	11	11
Justin Kirby	11	11
Mason Land	9	-
Caden Green	7	3
Cooper McMurray	7	-
Brody Moss	4	-
Chris Stanfield	3	3
Brody Wortham	1	-

### TEAM NOTES

Auburn Overall SEC Rankings			Auburn SEC-Only Rankings		
Category	Rank	No.	Category	Rank	No.
Avg.	4th	.335	Avg.	--	--
Hits	5th	125	Hits	--	--
2B	3rd	27	2B	--	--
HR	11th	16	HR	--	--
BB	8th	63	BB	--	--

### 2023 AUBURN HOME RUNS

No.	Player (#)	Opponent (Date)	On	Outs	Inn.	Pitcher
1	Justin Kirby (1)	Indiana (2/17)	1	0	4	Levy (R)
2	Justin Kirby (2)	Indiana (2/19)	0	0	8	Kraft (L)
3	Bobby Peirce (1)	North Alabama (2/21)	0	1	5	Malecha (R)
4	Bryson Ware (1)	North Alabama (2/21)	1	0	6	Malecha (R)
5	Justin Kirby (3)	USC (2/24)	0	2	7	Blum (R)
6	Bryson Ware (2)	USC (2/25)	1	2	8	Wisch (R)
7	Cooper McMurray (1)	USC (2/25)	1	2	8	Wisch (R)
8	Bryson Ware (3)	USC (2/26)	0	2	1	Hammond (R)
9	Justin Kirby (4)	USC (2/26)	2	2	2	Hammond (R)
10	Justin Kirby (5)	USC (2/26)	3	0	5	Sodersten (R)
11	Justin Kirby (6)	Florida A&M (3/1)	2	0	1	Tease (R)
12	Cooper McMurray (2)	Florida A&M (3/1)	2	0	1	Tease (R)
13	Cole Foster (1)	Florida A&M (3/1)	2	0	1	Langely (R)
14	Bryson Ware (4)	Lipscomb (3/3)	0	0	4	Dunkleberger (L)
15	Bryson Ware (5)	Lipscomb (3/4)	1	0	8	Kantola (R)
16	Bryson Ware (6)	Lipscomb (3/5)	2	2	8	Thompson (L)

### AUBURN HITTING STREAKS

	Current	'23	Career
Mike Bello	-	1	6
Ryan Dyal	2	2	4
Cole Foster	7	7	7
Caden Green	-	2	2
Josh Hall	1	1	4
Cam Hill	1	1	8
Kason Howell	-	4	9
Ike Irish	-	10	10
Justin Kirby	5	5	5
Nate LaRue	-	2	4
C. McMurray	-	1	1
Gavin Miller	1	1	1
Brody Moss	-	1	2
Bobby Peirce	4	4	11
Chris Stanfield	5	5	5
Bryson Ware	12	11	12
Brody Wortham	-	1	1

### AUBURN REACHED BASE STREAKS

	Current	'23	Career
Mike Bello	-	2	8
Ryan Dyal	2	2	15
Cole Foster	11	11	11
Caden Green	3	3	3
Josh Hall	1	1	5
Cam Hill	1	2	8
Kason Howell	-	8	23
Ike Irish	11	11	11
Justin Kirby	5	5	5
Nate LaRue	-	2	7
C. McMurray	5	5	5
Gavin Miller	2	2	2
Brody Moss	2	2	2
Bobby Peirce	4	4	20
Chris Stanfield	5	5	5
Bryson Ware	12	11	12
Brody Wortham	-	2	2
Carter Wright	-	1	1

### BUNT HITS

Player	No.
Jason Hall.....	1
Kason Howell.....	1
Ike Irish.....	1
Bryson Ware.....	1
<b>TOTAL</b> .....	<b>4</b>

### SAC BUNTS

Player	No.
Bryson Ware.....	2
Cole Foster.....	1
Caden Green.....	1
<b>TOTAL</b> .....	<b>4</b>

### SAC FLIES

Player	No.
Kason Howell.....	1
Nate LaRue.....	1
Brody Moss.....	1
Bryson Ware.....	1
<b>TOTAL</b> .....	<b>4</b>

### OUTFIELD ASSISTS

Player	No.
Josh Hall.....	1
Justin Kirby.....	1
<b>TOTAL</b> .....	<b>2</b>

### PINCH HITS

Player	No.
Mike Bello.....	1
Gavin Miller.....	1
Chris Stanfield.....	1
<b>TOTAL</b> .....	<b>3</b>

### AUBURN CAREER HOME RUN BREAKDOWN

	1R	2R	3R	GS	Career	Home	Road	Last
Bello	1	--	--	--	1	--	1	3/26/22
Dyal	3	3	--	1	7	6	1	3/17/22
Foster	4	2	3	1	10	7	3	3/1/23
Hill	2	3	--	1	6	6	--	6/4/22
Howell	4	3	2	--	9	3	6	3/18/22
Kirby	2	1	2	1	6	6	--	3/1/23
LaRue	5	3	--	--	8	6	2	6/3/22
McMurray	--	1	1	--	2	2	--	3/1/23
Peirce	8	2	1	--	11	5	6	2/21/23
Ware	4	7	1	1	13	10	3	3/5/23

**AUBURN 2023 GAME-BY-GAME STARTING LINEUPS**

DATE	OPP	1	2	3	4	5	6	7	8	9	SP
2/17	Indiana	Peirce	Foster	Irish	Kirby	LaRue	McMurray	Howell	Ware	Green	Allsup
2/18	Indiana	Peirce	Foster	Irish	Kirby	LaRue	Howell	Ware	Wortham	Green	Gonzalez
2/19	Indiana	Peirce	Foster	Irish	Kirby	McMurray	Howell	Ware	LaRue	Green	Nelson
2/21	vs. North Alabama	Peirce	Moss	Kirby	Irish	Ware	Dyal	Foster	Hill	Howell	Copeland
2/24	USC	Peirce	Moss	Kirby	Irish	Ware	Foster	Hill	LaRue	Howell	Allsup
2/25	USC	Peirce	Foster	Kirby	Irish	Ware	Howell	McMurray	LaRue	Moss	Herberholz
2/26	USC	Peirce	Foster	Kirby	Irish	Ware	Howell	McMurray	LaRue	Green	Isbell
3/1	Florida A&M	Hall	Foster	Kirby	Irish	Ware	Dyal	Howell	McMurray	Moss	Vail
3/3	Lipscomb	Howell	Foster	Kirby	Irish	Ware	Stanfield	McMurray	LaRue	Green	Bauman
3/4	Lipscomb	Howell	Foster	Kirby	Irish	Ware	Dyal	Stanfield	McMurray	Green	Herberholz
3/5	Lipscomb	Howell	Foster	Kirby	Irish	Ware	Stanfield	Hill	LaRue	Green	Crotchfelt
3/7	UAB										
3/8	at Jacksonville State										
3/10	Southeastern										
3/11	Southeastern										
3/12	Southeastern										
3/14	Georgia Tech										
3/17	at Arkansas*										
3/18	at Arkansas*										
3/19	at Arkansas*										
3/21	vs. South Alabama										
3/23	Georgia*										
3/24	Georgia*										
3/25	Georgia*										
3/28	North Alabama										
3/31	at Florida*										
4/1	at Florida*										
4/2	at Florida*										
4/4	at UAB										
4/6	Texas A&M*										
4/7	Texas A&M*										
4/8	Texas A&M*										
4/11	at Georgia Tech										
4/14	at Alabama*										
4/15	at Alabama*										
4/16	at Alabama*										
4/18	Samford										
4/21	Mississippi State*										
4/22	Mississippi State*										
4/23	Mississippi State*										
4/25	Troy										
4/28	at South Carolina*										
4/29	at South Carolina*										
4/30	at South Carolina*										
5/5	LSU*										
5/6	LSU*										
5/7	LSU*										
5/9	vs. Samford										
5/11	at Ole Miss*										
5/12	at Ole Miss*										
5/13	at Ole Miss*										
5/16	Jacksonville State										
5/18	Missouri*										
5/19	Missouri*										
5/20	Missouri*										

\* - SEC Game



**AUBURN 2023 GAME-BY-GAME STARTERS**

DATE	OPP	SP	C	1B	2B	3B	SS	LF	CF	RF	DH
2/17	Indiana	Allsup	LaRue	McMurray	Green	Ware	Foster	Peirce	Howell	Kirby	Irish
2/18	Indiana	Gonzalez	LaRue	Wortham	Green	Ware	Foster	Peirce	Howell	Kirby	Irish
2/19	Indiana	Nelson	LaRue	McMurray	Green	Ware	Foster	Peirce	Howell	Kirby	Irish
2/21	vs. North Alabama	Copeland	Dyal	Hill	Moss	Ware	Foster	Peirce	Howell	Kirby	Irish
2/24	USC	Allsup	LaRue	Hill	Moss	Ware	Foster	Peirce	Howell	Kirby	Irish
2/25	USC	Herberholz	LaRue	McMurray	Moss	Ware	Foster	Peirce	Howell	Kirby	Irish
2/26	USC	Isbell	LaRue	McMurray	Green	Ware	Foster	Peirce	Howell	Kirby	Irish
3/1	Florida A&M	Vail	Dyal	McMurray	Moss	Ware	Foster	Hall	Howell	Kirby	Irish
3/3	Lipscomb	Bauman	LaRue	McMurray	Green	Ware	Foster	Stanfield	Howell	Kirby	Irish
3/4	Lipscomb	Herberholz	Dyal	McMurray	Green	Ware	Foster	Stanfield	Howell	Kirby	Irish
3/5	Lipscomb	Crotchfelt	LaRue	Hill	Green	Ware	Foster	Stanfield	Howell	Kirby	Irish
3/7	UAB										
3/8	at Jacksonville State										
3/10	Southeastern										
3/11	Southeastern										
3/12	Southeastern										
3/14	Georgia Tech										
3/17	at Arkansas*										
3/18	at Arkansas*										
3/19	at Arkansas*										
3/21	vs. South Alabama										
3/23	Georgia*										
3/24	Georgia*										
3/25	Georgia*										
3/28	North Alabama										
3/31	at Florida*										
4/1	at Florida*										
4/2	at Florida*										
4/4	at UAB										
4/6	Texas A&M*										
4/7	Texas A&M*										
4/8	Texas A&M*										
4/11	at Georgia Tech										
4/14	at Alabama*										
4/15	at Alabama*										
4/16	at Alabama*										
4/18	Samford										
4/21	Mississippi State*										
4/22	Mississippi State*										
4/23	Mississippi State*										
4/25	Troy										
4/28	at South Carolina*										
4/29	at South Carolina*										
4/30	at South Carolina*										
5/5	LSU*										
5/6	LSU*										
5/7	LSU*										
5/9	vs. Samford										
5/11	at Ole Miss*										
5/12	at Ole Miss*										
5/13	at Ole Miss*										
5/16	Jacksonville State										
5/18	Missouri*										
5/19	Missouri*										
5/20	Missouri*										

\* - SEC Game

**2023 OVERALL STATS**



**2023 Auburn Baseball  
Overall Statistics for Auburn (as of Mar 05, 2023)  
(All games Sorted by Batting avg)**



Record: 9-1-1 Home: 8-1-1 Away: 0-0 Neutral: 1-0 SEC: 0-0

Player	avg	gp-gs	ab	r	h	2b	3b	hr	rbi	tb	slg%	bb	hp	so	gdp	ob%	sf	sh	sb-att	po	a	e	fld%	
18 Irish, Ike	.535	11-11	43	15	23	6	1	0	9	31	.721	8	0	3	2	.608	0	0	1-1	0	0	0	.000	
8 Ware, Bryson	.513	11-11	39	12	20	6	0	6	17	44	1.128	5	2	6	2	.574	1	2	1-1	3	18	2	.913	
27 Peirce, Bobby	.379	7-7	29	6	11	1	0	1	8	15	.517	0	0	3	0	.379	0	0	0-0	17	0	1	.944	
7 Foster, Cole	.359	11-11	39	12	14	2	0	1	11	19	.487	11	1	7	0	.510	0	1	1-2	9	27	0	1.000	
5 Howell, Kason	.273	11-11	44	6	12	6	0	0	5	18	.409	1	2	8	0	.313	1	0	0-0	27	0	0	1.000	
1 Green, Caden	.261	9-7	23	6	6	1	0	0	1	7	.304	4	1	4	0	.393	0	1	0-0	7	22	1	.967	
14 Kirby, Justin	.256	11-11	43	13	11	3	1	6	16	34	.791	8	1	15	0	.385	0	0	0-0	13	1	0	1.000	
26 McMurray, Cooper	.250	7-7	20	8	5	0	0	2	6	11	.550	6	2	9	0	.464	0	0	0-0	49	1	1	.980	
24 LaRue, Nate	.111	9-8	27	2	3	0	0	0	3	3	.111	5	0	10	0	.242	1	0	3-3	74	5	1	.988	
-----																								
3 Stanfield, Chris	.500	7-3	14	4	7	2	1	0	4	11	.786	1	1	3	0	.563	0	0	1-1	8	0	0	1.000	
11 Miller, Gavin	.500	2-0	2	0	1	0	0	0	0	1	.500	0	1	1	0	.667	0	0	0-0	0	1	1	.500	
6 Dyal, Ryan	.375	4-3	8	3	3	0	0	0	3	3	.375	2	1	0	0	.545	0	0	0-0	21	3	0	1.000	
31 Bello, Mike	.286	6-0	7	3	2	0	0	0	1	2	.286	1	0	2	0	.375	0	0	0-0	5	0	0	1.000	
9 Moss, Brody	.273	4-4	11	3	3	0	0	0	4	3	.273	4	1	2	0	.471	1	0	0-0	3	8	0	1.000	
16 Hill, Cam	.222	5-3	9	1	2	0	0	0	2	2	.222	3	0	2	1	.417	0	0	0-0	19	0	0	1.000	
2 Hall, Josh	.200	9-1	5	3	1	0	0	0	2	1	.200	2	0	2	0	.429	0	0	1-1	1	1	0	1.000	
10 Wortham, Brody	.143	6-1	7	2	1	0	0	0	1	1	.143	2	1	1	0	.400	0	0	0-0	23	1	0	1.000	
4 Wright, Carter	.000	3-0	3	0	0	0	0	0	0	0	.000	0	1	0	1	.250	0	0	0-0	5	3	0	1.000	
Totals	.335	11	373	99	125	27	3	16	93	206	.552	63	15	78	6	.446	4	4	8-9	285	102	7	.982	
Opponents	.260	11	369	63	96	20	1	14	59	160	.434	46	10	102	3	.353	5	3	7-7	261	95	11	.970	

LOB - Team (99), Opp (85). DPs turned - Team (5), Opp (7). IBB - Team (2), Foster, C. 1, Ware, B. 1.

**(All games Sorted by Earned run avg)**

Player	era	w-l	app	gs	cg	sho	sv	ip	h	r	er	bb	so	2b	3b	hr	b/avg	wp	hp	bk	sfa	sha		
21 Vail, Tommy	0.00	1-0	3	1	0	0/0	0	7.2	1	0	0	4	9	0	0	0	.042	0	0	0	0	0		
41 Armstrong, John	3.00	4-0	6	0	0	0/0	0	12.0	4	4	4	4	12	1	0	1	.098	1	0	0	0	0		
25 Bauman, Tanner	3.60	1-0	3	1	0	0/0	0	10.0	6	5	4	5	11	2	1	1	.171	0	2	0	1	1		
46 Allsup, Chase	4.15	0-0	3	2	0	0/0	1	8.2	9	4	4	6	11	2	0	2	.281	0	2	0	1	0		
77 Crotchfelt, Zach	6.35	0-0	3	1	0	0/0	0	11.1	10	8	8	6	11	1	0	1	.227	2	0	0	0	0		
29 Herberholz, Christia	9.72	0-0	3	2	0	0/0	0	8.1	14	10	9	3	8	4	0	3	.389	0	0	0	1	0		
-----																								
45 Gonzalez, Joseph	0.00	1-0	1	1	0	0/0	0	5.0	2	0	0	0	1	1	0	0	.125	0	0	0	0	0		
20 Sheehan, Tommy	0.00	0-0	1	0	0	0/0	0	0.1	0	0	0	2	1	0	0	0	.000	0	1	0	0	0		
33 Cannon, Will	1.50	1-0	4	0	0	0/0	2	6.0	7	1	1	4	6	1	0	0	.304	0	1	0	1	1		
22 Murphy, Hayden	2.45	0-0	3	0	0	0/0	0	3.2	5	1	1	1	0	1	0	0	.357	0	1	0	0	1		
17 Horne, Trevor	3.38	0-0	2	0	0	0/0	0	2.2	2	1	1	0	3	0	0	1	.200	1	0	0	0	0		
44 Olson, Ryan	6.75	0-0	2	0	0	0/0	0	1.1	3	1	1	2	2	0	0	0	.500	0	0	0	0	0		
54 Copeland, Konner	7.11	1-0	3	1	0	0/0	0	6.1	10	5	5	0	7	4	0	1	.370	0	0	0	1	0		
23 Carlson, Parker	7.71	0-0	4	0	0	0/0	0	2.1	5	4	2	3	6	1	0	0	.357	1	1	0	0	0		
43 Isbell, Chase	9.00	0-0	4	1	0	0/0	0	7.0	10	7	7	2	13	0	0	3	.323	0	0	0	0	0		
12 Nelson, Drew	30.86	0-1	2	1	0	0/0	0	2.1	6	8	8	3	1	2	0	1	.462	1	1	0	0	0		
47 Keshock, Cameron	99.00	0-0	1	0	0	0/0	0	0.0	2	4	4	1	0	0	0	0	1.000	0	1	0	0	0		
Totals	5.59	9-1	11	11	0	0/0	3	95.0	96	63	59	46	102	20	1	14	.260	6	10	0	5	3		
Opponents	9.31	1-9	11	11	0	0/0	0	87.0	125	99	90	63	78	27	3	16	.335	12	15	2	4	4		

PB - Team (0), Opp (1). Pickoffs - Team (1), LaRue, N. 1. SBA/ATT - LaRue, N. (5-5), Olson, R. (2-2), Wright, C. (2-2), Carlson, P. (1-1), Crotchfelt, Z (1-1), Cannon, W. (1-1), Isbell, C. (1-1), Allsup, C. (1-1).

**2023 GAME SUMMARY**



**2023 Auburn Baseball  
Games Summary for Auburn (as of Mar 05, 2023)  
(All games)**



Score by innings	1	2	3	4	5	6	7	8	9	Total
Auburn	22	11	12	15	11	12	5	10	1	99
Opponents	10	3	11	12	3	11	6	6	1	63

**Record when ...**

Overall	9-1-1	After 6 leading	7-0-1
Conference	0-0	..... trailing	2-1
Non-Conference	9-1-1	..... tied	0-0
Home games	8-1-1	After 7 leading	5-0
Away games	0-0	..... trailing	2-1
Neutral site	1-0	..... tied	0-0-1
Day games	5-1-1	After 8 leading	6-0
Night games	4-0	..... trailing	0-1
vs Left starter	3-0	..... tied	1-0-1
vs Right starter	6-1-1		
1-Run games	2-0	Hit 0 home runs	1-0
2-Run games	1-0	... 1 home run	5-1
5+Run games	4-1	... 2+ home runs	3-0-1
Extra innings	0-0		
Shutouts	0-0	Opponent 0 home runs	3-0
		..... 1 home run	4-1
		..... 2+ HRs	2-0-1
Scoring 0-2 runs	0-1	Made 0 errors	4-1
..... 3-5 runs	2-0	.... 1 error	4-0-1
..... 6-9 runs	3-0	.... 2+ errors	1-0
..... 10+ runs	4-0-1		
Opponent 0-2 runs	2-0	Opp. made 0 errors	5-1
..... 3-5 runs	4-0	..... 1 error	0-0
..... 6-9 runs	2-0	..... 2+ errors	4-0-1
..... 10+ runs	1-1-1		
Scored in 1st inning	4-0-1	Out-hit opponent	8-0
Opp. scored in 1st	2-1-1	Out-hit by opponent	0-1
Scores first	5-0	Hits are tied	1-0-1
Opp. scores first	4-1-1		

**Record when team scores:**

Runs	0	1	2	3	4	5	6	7	8	9	10+
W-L	0-0	0-0	0-1	0-0	1-0	1-0	1-0	1-0	1-0	0-0	4-0

**Record when opponent scores:**

Runs	0	1	2	3	4	5	6	7	8	9	10+
W-L	0-0	2-0	0-0	3-0	1-0	0-0	1-0	0-0	1-0	0-0	1-1

**Record when leading after:**

Inn.	1	2	3	4	5	6	7	8
W-L	4-0	4-0	5-0	6-0	6-0	7-0	5-0	6-0

**Record when trailing after:**

Inn.	1	2	3	4	5	6	7	8
W-L	2-1	2-1	2-1	2-1	2-1	2-1	2-1	0-1

**Record when tied after:**

Inn.	1	2	3	4	5	6	7	8
W-L	3-0	3-0	2-0	1-0	1-0	0-0	0-0	1-0

Current winning streak: 7  
 Longest winning streak: 7  
 Longest losing streak: 1

Home attendance : 33681 ( 10 dates avg = 3368 )  
 Away attendance : 5448 ( 1 dates avg = 5448 )  
 Total attendance: 39129 ( 11 dates avg = 3557 )

**TV/RADIO ROSTER**



**1** CADEN GREEN



**2** JOSH HALL




**3** CHRIS STANFIELD



**4** CARTER WRIGHT



**5** KASON HOWELL



**6** RYAN DYAL



**7** COLE FOSTER



**8** BRYSON WARE



**9** BRODY MOSS



**10** BRODY WORTHAM



**11** GAVIN MILLER



**12** DREW NELSON




**14** JUSTIN KIRBY



**16** CAM HILL



**17** TREVOR HORNE



**18** IKE IRISH



**20** TOMMY SHEEHAN



**21** TOMMY VAIL



**22** HAYDEN MURPHY



**23** PARKER CARLSON



**24** NATE LARUE



**25** TANNER BAUMAN



**26** COOPER MCMURRAY



**27** BOBBY PEIRCE




**28** ELLIOT BRAY



**29** CHRISTIAN HERBERHOLZ



**31** MIKE BELLO



**33** WILL CANNON



**37** MASON LAND



**41** JOHN ARMSTRONG



**43** CHASE ISBELL



**44** RYAN OLSON



**45** JOSEPH GONZALEZ



**46** CHASE ALLSUP



**47** CAMERON KESHOCK



**51** TY MAULDIN



**54** KONNER COPELAND



**77** ZACH CROTCHFELT



**30** BUTCH THOMPSON



**36** KARL NONEMAKER



**39** GABE GROSS



**40** DARON SCHOENROCK