



# 2022 AUBURN BASEBALL

AUBURN ATHLETICS COMMUNICATIONS: 392 SOUTH DONAHUE DRIVE || AUBURN, AL 36849 || AUBURNTIGERS.COM || @AUBURN\_BASEBALL

## 2022 SCHEDULE

Day	Date	Opponent	Time/Result
Fri	Feb. 18	vs. Oklahoma	L, 0-3
Sat	Feb. 19	vs. #12 Texas Tech	W, 2-1
Sun	Feb. 20	vs. Kansas State	W, 12-1
<b>WED FEB. 23</b>		<b>TROY</b>	<b>W, 13-1</b>
<b>FRI FEB. 25</b>		<b>YALE</b>	<b>W, 9-0</b>
<b>SAT FEB. 26</b>		<b>YALE</b>	<b>W, 4-3</b>
<b>SAT FEB. 26</b>		<b>YALE</b>	<b>L, 4-5 (10)</b>
<b>TUE MAR. 1</b>		<b>ALABAMA STATE</b>	<b>W, 13-7</b>
<b>WED MAR. 2</b>		<b>UAB</b>	<b>W, 16-1</b>
<b>FRI MAR. 4</b>		<b>RHODE ISLAND</b>	<b>W, 7-2</b>
<b>SAT MAR. 5</b>		<b>RHODE ISLAND</b>	<b>W, 16-0</b>
<b>SAT MAR. 5</b>		<b>RHODE ISLAND</b>	<b>W, 12-0</b>
<b>SUN MAR. 6</b>		<b>RHODE ISLAND</b>	<b>W, 14-1</b>
Wed	Mar. 9	vs. Tennessee Tech	6 pm
<b>FRI MAR. 11</b>		<b>MIDDLE TENNESSEE</b>	<b>6 PM</b>
<b>SAT MAR. 12</b>		<b>MIDDLE TENNESSEE</b>	<b>2 PM</b>
<b>SUN MAR. 13</b>		<b>MIDDLE TENNESSEE</b>	<b>1 PM</b>
<b>TUE MAR. 15</b>		<b>KENNESAW STATE</b>	<b>6 PM</b>
<b>THU MAR. 17</b>		<b>#6 OLE MISS</b>	<b>6 PM</b>
<b>FRI MAR. 18</b>		<b>#6 OLE MISS</b>	<b>6 PM</b>
<b>SAT MAR. 19</b>		<b>#6 OLE MISS</b>	<b>2 PM</b>
Tue	Mar. 22	vs. South Alabama	6 pm
Fri	Mar. 25	at Texas A&M	6:30 pm
Sat	Mar. 26	at Texas A&M	2 pm
Sun	Mar. 27	at Texas A&M	1 pm
<b>TUE MAR. 29</b>		<b>JACKSONVILLE STATE</b>	<b>6 PM</b>
Thu	Mar. 31	at #7 LSU	6 pm
Fri	Apr. 1	at #7 LSU	6:30 pm
Sat	Apr. 2	at #7 LSU	1 pm
Tue	Apr. 5	at UAB	6 pm
<b>FRI APR. 8</b>		<b>#2 VANDERBILT</b>	<b>6 PM</b>
<b>SAT APR. 9</b>		<b>#2 VANDERBILT</b>	<b>4 PM</b>
<b>SUN APR. 10</b>		<b>#2 VANDERBILT</b>	<b>1 PM</b>
<b>TUE APR. 12</b>		<b>SAMFORD</b>	<b>6 PM</b>
Thu	Apr. 14	at #3 Miss. State	7 pm
Fri	Apr. 15	at #3 Miss. State	6 pm
Sat	Apr. 16	at #3 Miss. State	1 pm
<b>TUE APR. 19</b>		<b>ALABAMA STATE</b>	<b>6 PM</b>
<b>FRI APR. 22</b>		<b>SOUTH CAROLINA</b>	<b>6 PM</b>
<b>SAT APR. 23</b>		<b>SOUTH CAROLINA</b>	<b>2 PM</b>
<b>SUN APR. 24</b>		<b>SOUTH CAROLINA</b>	<b>1 PM</b>
Tue	Apr. 26	at Jacksonville State	6 pm
Fri	Apr. 29	at #16 Tennessee	6 pm
Sat	Apr. 30	at #16 Tennessee	6 pm
Sun	Apr. 31	at #16 Tennessee	1 pm
<b>FRI MAY 6</b>		<b>#4 ARKANSAS</b>	<b>6 PM</b>
<b>SAT MAY 7</b>		<b>#4 ARKANSAS</b>	<b>4:30 PM</b>
<b>SUN MAY 8</b>		<b>#4 ARKANSAS</b>	<b>1 PM</b>
Tue	May 10	at Troy	6 pm
<b>FRI MAY 13</b>		<b>ALABAMA</b>	<b>7:30 PM</b>
<b>SAT MAY 14</b>		<b>ALABAMA</b>	<b>2 PM</b>
<b>SUN MAY 15</b>		<b>ALABAMA</b>	<b>3 PM</b>
Tue	May 17	at Samford	6 pm
Thu	May 19	at Kentucky	5:30 pm
Fri	May 20	at Kentucky	5:30 pm
Sat	May 21	at Kentucky	1 pm

POSTSEASON		
May 24-29	SEC Tournament	TBA
June 3-6	NCAA Regionals	TBA
June 10-13	NCAA Super Regionals	TBA
June 17-27	College World Series	TBA

Home games in **BOLD CAPS**

All home games at Plainsman Park | All times central



## GAME 14

MADISON, ALA. (Toyota Field)



### AUBURN TIGERS (11-2)

Head Coach: Butch Thompson (Birmingham-Southern, 1992)

Career Record: 229-165 (8th season) | Record at Auburn: 190-144 (7th season)

VS.



### TENNESSEE TECH GOLDEN EAGLES (10-0)

Head Coach: Matt Bragga (Kentucky, 1994)

Career Record: 507-468-3 (19th season) | Record at TTU: 456-392-2 (16th season)

#### » QUICK HITTERS

- Auburn's 11-2 start is the team's best since starting the 2019 season a program best 20-2.
- The Tigers have outscored the opponent 78-11 during the current six-game winning streak.
- The team allowed three runs in four games against Rhode Island, marking the fewest runs allowed in a four-game series in program history.
- Auburn has allowed 25 runs in the first 13 games, marking the fewest runs in the first 13 games of a season since at least 1940 (allowed 19 runs through 12 games; 13th game unknown).
- Starting pitchers are 6-0 with a 1.16 ERA this season.
- The Tigers have registered double-digit hits in six straight contests, marking the longest such streak since 2016, and are hitting .369 as a team during the stretch.
- Ryan Dyal was named a Collegiate Baseball National Player of the Week after leading the SEC with 12 RBI last week. He went 6-for-12 with three doubles, two homers and 10 RBI vs. Rhode Island.
- The Tigers are 78-23 (.772) against non-conference opponents in the regular season since the start of the 2018 season, including 43-12 (.782) on the weekend.
- The meeting between Auburn and Tennessee Tech is the second all-time. The two teams previously met in the 2017 NCAA Tallahassee Regional.

## PITCHING MATCHUP

AUBURN

TENNESSEE TECH

WED | JR RHP **Mason Barnett**

(1-0, 1.12) vs. JR LHP **Brock Smith**

(0-0, 99.00)

## GAME INFO

Date: Wednesday, Mar. 9, 2022

Game Time: 6 p.m.

Site: Madison, Ala. / Toyota Field (7,500)

TV: None

Talent: None

Radio: 93.9 FM | AuburnTigers.com

Talent: Brad Law, Jason Caldwell

Live Stats: StatBroadcast.com

Twitter Updates: @AuburnBaseball

Postgame Recap: AuburnTigers.com

Series History: Auburn leads, 1-0

Auburn: Never met

Cookeville: Never met

Neutral: Auburn leads, 1-0

Last Meeting: Auburn 5, Tennessee Tech 3 (6/3/2017)

Streak: W1

## AUBURN

11-2, 0-0 SEC

### Team Leaders

Batting Average:	SR IF <b>Sonny DiChiara</b> (.472)
Runs:	SR IF <b>Sonny DiChiara</b> (16)
2B:	SR IF <b>Sonny DiChiara</b> (7)
HR:	SR IF <b>Sonny DiChiara</b> (5)
RBI:	SO IF <b>Cole Foster</b> (17)
Stolen Bases:	R-JR IF <b>Blake Rambusch</b> (5-8)

## TENNESSEE TECH

10-0, 0-0 OVC

### Team Leaders

Batting Average:	JR IF <b>Ed Johnson</b> (.480)
Runs:	JR IF <b>Ed Johnson</b> (19)
2B:	JR IF <b>Gabe Lacy</b> (4)
HR:	SR OF/IF <b>Jason Hinchman</b> (5)
RBI:	SR OF/IF <b>Jason Hinchman</b> (19)
Stolen Bases:	Two tied (1-1)

## POTENTIAL STARTING LINEUP

Pos.	#	Player	AVG	AB	R	H	2B	3B	HR	RBI	SB-SBA	BB
C	50	Jake Wyandt	.240	25	5	6	0	0	1	10	1-1	3
1B	16	Cam Hill	.333	21	8	7	2	0	0	6	0-0	4
2B	7	Cole Foster	.270	37	6	10	2	0	1	17	0-1	11
3B	11	Blake Rambusch	.360	50	15	18	1	0	2	9	5-8	6
SS	4	Brody Moore	.279	43	15	12	3	0	0	0	0-0	7
LF	6	Ryan Dyal	.300	40	15	12	4	0	2	16	0-0	8
CF	5	Kason Howell	.362	47	10	17	4	0	1	14	3-3	6
RF	8	Bryson Ware	.293	41	12	12	5	1	1	13	3-3	4
DH	19	Brooks Carlson	.250	8	5	2	0	0	1	2	0-0	2

## AUBURN'S RECORD WHEN...

	2022	Under Thompson
Overall	11-2	190-144
SEC	0-0	63-86
Non-Conference	11-2	115-47
Postseason	0-0	15-14
Home	9-1	130-64
Away	0-0	42-61
Neutral	2-1	16-17
Current streak	W6	W6
Last 5 games	5-0	5-0
Last 10 games	9-1	9-1

### Situational:

AU scores first	6-0	129-48
Opp. scores first	5-2	61-96
AU scores 4+ runs	10-1	172-64
AU scores 3 runs or less	1-1	18-80
AU leads after 7 innings	10-1	155-15
8 innings	9-1	174-13
AU trails after 7 innings	0-1	12-104
8 innings	0-1	4-113
Game tied after 7 innings	1-0	19-22
8 innings	1-0	6-13
Extra Innings	0-1	9-16
1-run games	2-1	38-40
2-run games	0-0	21-14
3-run games	0-1	20-19
Games decided by 5+ runs	9-0	93-43
vs. LH Starter	2-1	57-47
vs. RH Starter	9-1	134-96
More hits than opponent	8-0	142-25
Fewer hits than opponent	2-2	31-109
Hits are tied	1-0	15-11
AU has 10+ hits	9-0	117-56
Opp. has 10+ hits	1-0	44-90
Hit a home run	7-1	124-58
Opp. hits a home run	2-2	77-91
AU quality start	2-1	63-21
Opp. quality start	0-1	25-56
AU commits no errors	8-1	85-37
Opp. commits no error	4-1	49-73

### By Day:

Sunday	2-0	30-26
Monday	0-0	1-2
Tuesday	1-0	38-16
Wednesday	2-0	16-6
Thursday	0-0	7-14
Friday	2-1	46-33
Saturday	4-1	49-45
Day Games (first pitch before 6 p.m.)	6-2	112-77
Night Games (first pitch after 6 p.m.)	5-0	78-67
Doubleheaders	3-1	24-14

### By Month:

February	5-2	45-14
March	6-0	67-35
April	0-0	38-46
May	0-0	28-41
June	0-0	10-7

### By Jersey:

White	4-0	54-30
Blue	0-2	33-31
Orange	3-0	42-29
Gray	1-0	21-35
Pinstripes	3-0	30-17
Cream Throwback	0-0	8-2

## UNIVERSITY INFORMATION

Location	Auburn, Ala.
Enrollment	31,526
Founded	October 1, 1856
Nickname	Tigers
Colors	Burnt Orange and Navy Blue
President	Dr. Jay Gogue
Athletics Director	Allen Greene
Conference	Southeastern (SEC West)
Stadium / Capacity	Samford Stadium-Hitchcock Field at Plainsman Park / 4,096
Ticket Office Phone	855-282-2010

## BASEBALL COACHING / SUPPORT STAFF

Head Coach	Butch Thompson (Birmingham-Southern, 1992)
Record at Auburn / Seasons	190-144 (.569) / 7th
Career Coaching Record / Seasons	229-165 (.581) / 8th
Assistant Coach	Karl Nonemaker (Vanderbilt, 2002)
Assistant Coach	Gabe Gross (Auburn, 2012)
Volunteer Assistant	Tim Hudson (Auburn, 2021)
Director of Player Development	Aaron Everett (UT Martin, 2012)
Director of Operations	Greg Drye (Southern Miss, 1998)
Athletic Trainer	Anthony Sandersen (South Dakota State, 2004)
Strength & Conditioning	Chris Joyner (Minnesota State - Mankato, 2001)

## PROGRAM HISTORY

Modern Era Program Record (since 1949)	1,999-1,377-4 (.592)
College World Series Appearances / Last	5 / 2019
College World Series Record	3-10 (.231)
NCAA Regional Appearances / Last	22 / 2019
NCAA Regional Record	51-45 (.531)
NCAA Super Regional Appearances / Last	3 / 2019
NCAA Super Regional Record	3-5 (.375)
Last Postseason Opponent	Louisville / 2019 College World Series
Result	Lost, 5-3

## POSTSEASON HISTORY

College World Series Appearances: 5 (1967, 1976, 1994, 1997, 2019)

Super Regional Appearances: 3 (1999, 2018, 2019)

NCAA Regional Appearances: 22 (1963, 1967, 1976, 1978, 1987, 1989, 1993-95, 1997-2003, 2005, 2010, 2015, 2017, 2018, 2019)

NCAA Regional Titles: 7 (1967, 1976, 1994, 1997, 1999, 2018, 2019)

## MEDIA RELATIONS

Baseball Contact: George Nunnelley, Asst. Director - Athletics Comm.

Cell: 502-609-9982

Email: gnnunnelley@auburn.edu

Twitter: @gnunnelley

Associate AD: Kirk Sampson

## 2022 AUBURN BASEBALL ROSTER

No.	Name	Pos.	Cl.	B/T	Ht.	Wt.	Exp.	Hometown (Previous School)
1	Blake Rambusch	IF/OF	R-Jr.	R/R	5-9	175	JC	Austin, Texas (Grayson College)
2	Josh Hall	OF	R-Jr.	L/R	5-9	192	1L	Birmingham, Ala. (Ole Miss)
3	Brayton Brown	OF	Jr.	R/R	5-9	180	2L	Selma, Ala. (Morgan Academy)
4	Brody Moore	IF	Sr.	R/R	5-11	183	3L	Oneonta, Ala. (Oneonta)
5	Kason Howell	OF	Sr.	R/R	6-0	180	3L	Argyle, Texas (Liberty Christian)
6	Ryan Dyal	C	R-So.	L/R	5-10	197	1L	Senoia, Ga. (East Coweta)
7	Cole Foster	IF	So.	S/R	6-1	190	1L	Plano, Texas (Plano Senior)
8	Bryson Ware	OF	Jr.	R/R	6-2	193	1L	Madison, Miss. (Pearl River CC)
9	Cade Granzow	RHP	Fr.	R/R	6-3	220	HS	Franklin, Tenn. (Brentwood)
11	Garrett Farquhar	IF	5th	R/R	5-11	187	2L	Hoover, Ala. (Shelton State CC)
13	Ben Schorr	C	R-Fr.	R/R	6-0	185	RS	Columbus, Ga. (Columbus)
14	Brooks Fuller	LHP	Sr.	L/L	6-3	210	3L	Auburn, Ala. (Auburn)
16	Cam Hill	IF/LHP	So.	L/L	6-5	214	1L	Madison, Ala. (Bob Jones)
17	Sonny DiChiara	IF	Sr.	R/R	6-1	263	TR	Hoover, Ala. (Samford)
18	Mason Barnett	RHP	Jr.	R/R	6-0	218	2L	Cartersville, Ga. (Cartersville)
19	Brooks Carlson	IF	Gr.	R/R	5-11	192	TR	Mobile, Ala. (Samford)
20	Hayden Mullins	LHP	Jr.	L/L	6-0	194	2L	Gallatin, Tenn. (Hendersonville)
21	Trace Bright	RHP	Jr.	R/R	6-4	199	2L	Montgomery, Ala. (Trinity Presbyterian)
22	Garrett Wade	LHP	R-Jr.	L/L	6-3	199	2L	Hartselle, Ala. (Hartselle)
23	Parker Carlson	RHP	Fr.	R/R	6-1	170	HS	Mobile, Ala. (Faith Academy)
27	Bobby Peirce	OF	R-Jr.	R/R	6-2	181	1L	Scottsdale, Ariz. (South Mountain CC)
28	Nate LaRue	C/RHP	Jr.	R/R	6-3	217	2L	Mobile, Ala. (McGill-Toolen)
29	Carson Skipper	LHP	Sr.	L/L	6-2	211	3L	Trussville, Ala. (Trussville)
31	Mike Bello	OF	Fr.	L/L	6-1	190	HS	Oak Ridge, N.J. (Pope John XXIII)
32	Carson Swilling	RHP	So.	R/R	5-11	196	1L	Smiths Station, Ala. (Smiths Station)
34	Ben Bosse	RHP	Fr.	R/R	6-1	194	HS	Brenham, Texas (Brenham)
37	Mason Land	IF	Jr.	L/R	5-10	173	JC	Cantonment, Fla. (Chattahoochee Valley CC)
40	Blake Burkhalter	RHP	Jr.	R/R	6-0	204	2L	Dothan, Ala. (Northview)
41	John Armstrong	RHP	Fr.	R/R	5-11	200	HS	Marietta, Ga. (Harrison)
43	Chase Isbell	RHP	Jr.	R/R	6-2	198	TR	Springville, Ala. (Samford)
44	Grant Newton	RHP	R-Jr.	R/R	6-4	236	TR	Orange County, Calif. (Santa Ana College)
45	Joseph Gonzalez	RHP	So.	R/R	6-4	230	1L	Humacao, P.R. (Leadership Christian Academy)
46	Chase Allsup	RHP	Fr.	R/R	6-1	220	HS	Dothan, Ala. (Dothan)
47	Tommy Sheehan	LHP	Gr.	L/L	6-0	209	TR	Brielle, N.J. (Notre Dame)
50	Jake Wyandt	C	Gr.	R/R	5-11	195	TR	Laurel, Md. (Presbyterian)
51	Luke Burk	IF	Jr.	R/R	6-0	219	JC	Galena, Mo. (Neosho County CC)
52	Jordan Armstrong	RHP	Sr.	R/R	6-2	184	JC	McDonough, Ga. (Chattahoochee Valley CC)
54	Konner Copeland	LHP	So.	L/L	6-2	178	JC	Mobile, Ala. (Pensacola State CC)
57	Tyler Drabick	RHP	Gr.	R/R	6-2	193	TR	Canton, Ohio (Lipscomb)
72	Brody Moss	IF	Fr.	L/R	5-11	173	HS	Helena, Ala. (Helena)

### COACHES & STAFF

30	Butch Thompson	Head Coach
35	Karl Nonemaker	Assistant Coach
39	Gabe Gross	Assistant Coach
15	Tim Hudson	Volunteer Assistant Coach
	Aaron Everett	Director of Player Development
	Greg Drye	Director of Operations
	Chris Joyner	Strength & Conditioning
	Anthony Sandersen	Athletic Trainer
	Jeremy Page	Athletic Trainer Intern

### PRONUNCIATION GUIDE

Ben BOSSE.....	BOSSY
Sonny DICHARA .....	De-SHARE-uh
Ryan DYAL.....	DIAL
Garrett FARQUHAR .....	FAR-kwar
Cade GRANZOW.....	Gran-ZO
KASON Howell.....	KAY-son
Chase ISBELL.....	IZ-bull
Ben SCHORR.....	SHORE
Jake WYANDT.....	Why-ANDT

**30 BUTCH THOMPSON HEAD COACH**

**THE AUBURN SKIPPER**

- Eight College World Series appearances / 17 postseason appearances
- 2013 National Runner-up (Mississippi State)
- 2001 National Champion (Birmingham-Southern)
- 2014 Baseball America/ABCA National Assistant Coach of the Year
- 2006 FCA Coach of the Year
- Coached 18 pitchers who went on to pitch in the Major Leagues
- Recruited and coached 33 pitchers who were drafted out of college that weren't drafted out of high school

**Butch Thompson enters his seventh season at the helm of the program in 2021, posting a record of 179-142 in his first six seasons. He led the program to the first College World Series appearance in 22 years in 2019 and took the Tigers to three straight regionals for the first time since 2001-03.**

Butch Thompson was named Auburn's head baseball coach on October 22, 2015 and enters his seventh season with the Tigers in 2021.

Thompson, who spent three seasons as an assistant coach and recruiting coordinator at Auburn from 2006-08, returned to The Plains after seven seasons at Mississippi State as both associate head coach and pitching coach.

A native of Amory, Miss., Thompson has coached 31 Division I All-Americans and 40 all-conference performers. He has seen 18 of his former pitchers make their Major League Baseball debuts, including 12 since 2014. Thompson has also turned 33 pitchers who went undrafted out of high school into MLB draft picks.

Thompson had three pitchers drafted in the first 11 rounds in 2014 and five pitchers drafted, including three in the top 10 rounds, in 2013. He added a first-round selection in the 2016 draft, a third-round pick in Keegan Thompson in 2017 and the first No. 1 overall pick in program history in Casey Mize in 2018. With Tanner Burns also going as a supplemental first round pick in 2020, Auburn became one of four programs with a pair of pitchers drafted in the first round from 2018-20.

Along with his pitching pedigree, Thompson is also considered one of the top recruiters in the country. Since 2003, he has secured 14 recruiting classes that were ranked in the top 10 by either Baseball America or Perfect Game, including the No. 5 signing class in 2017 and a program record No. 4 class in 2018. His classes signed from 2006-08 at Auburn each ranked in the top 18 nationally, including the No. 5 class in 2008, which included All-American and SEC Player of the Year Hunter Morris.

In 29 years of coaching at the collegiate level, including 20 in the Southeastern Conference, Thompson has coached eight College World Series participants, including leading the Tigers to the program's first trip to the College World Series in 22 years in 2019. Thompson has also coached one national champion and a national runner-up, won nine conference championships and made 17 postseason appearances. He has also served as an assistant under three National Coach of the Year recipients.

Thompson was named the 2006 Fellowship of Christian Athletes SEC Coach of the Year while at Auburn and the 2014 Baseball America and American Baseball Coaches Association (ABCA) National Assistant Coach of the Year while at Mississippi State.

Thompson has returned the Tigers to prominence in five seasons on The Plains as he has guided the team to a 179-142 overall record and took the team to three straight NCAA Tournament appearances for the first time since 2001-03, including back-to-back super regionals for the first time in program history. After advancing to the College World Series in 2019 and a winner-take-all game three in the Gainesville Super Regional in 2018, the Tigers finished those respective seasons ranked as high as No. 8 and No. 9. It marked the third time in program history the team has finished back-to-back seasons in the top 10.

Entering the 2019 postseason as the No. 2 seed in the Atlanta Regional, Auburn became the only program to sweep a regional on the road in each of the last two seasons before also becoming the first team to defeat North Carolina in a Chapel Hill Super Regional in 2019, punching its ticket to Omaha for the first time since 1997.

In seven seasons at MSU, Thompson made four NCAA regional trips, two Super Regionals, won the SEC Tournament and advanced to the College World Series finishing as NCAA runner-up in 2013. In three of his last four seasons in Starkville, the Bulldogs' staff ERA finished no higher than 3.06. Thompson's 2013 pitching staff was one of two nationally to finish in the top 15 in ERA, strikeouts per nine innings and hits allowed per nine innings.



In addition to his experience at Auburn and Mississippi State, Thompson also spent four seasons at Georgia from 2002-05, including a trip to the College World Series in 2004. While there, he guided the development of future Major Leaguers Josh Fields, Mitchell Boggs and Brooks Brown.

Thompson launched his coaching career as pitching coach and top assistant at Huntingdon College (Ala.) in 1993, before returning to his alma mater in Birmingham, where he helped lead the Panthers to back-to-back Southern States Conference Championships and in 1995 coached BSC to its first NAIA World Series berth.

Thompson left BSC briefly to serve as head coach at Jefferson State Community College in Birmingham in 1997. While at JSCC, he was honored as the Regional Tournament Coach of the Year, the ABCA Alabama Junior College Coach of the Year and the Southeast Region Coach of the Year after guiding JSCC to a 39-21 mark, the AJCAA Region 22 State Championship and a third-place finish in the NJCAA Division II World Series.

He returned to Birmingham-Southern as top assistant the following season, beginning a four-year run during the most successful span in BSC baseball history. The Panthers won 196 games and four TranSouth Conference Championships and made three-consecutive appearances in the NAIA World Series. BSC's 2001 team posted a school-best 55-11 mark and captured the NAIA National Championship.

In 2002, Thompson joined the SEC baseball coaching fraternity as a pitching coach and recruiting coordinator at Georgia and has been a part of the league for the past 17 seasons.

Thompson currently serves as the large-school representative for the Alabama Baseball Coaches Association and is an All-American committee member representing the South region for the ABCA.

Thompson prepped at Amory (Miss.) High School and later starred as a pitcher at Itawamba (Miss.) Community College from 1989-90. He is a member of both the ICC Athletic Hall of Fame (Class of 2014) and MACCC Hall of Fame (Class of 2021).

Thompson earned a Bachelor's Degree in History at BSC in 1992 and completed a Master's Degree in Sports Administration at UAB in 1996. He is married to the former Robin Ashe of Birmingham, Ala., and they are the parents of three daughters --- Anna, Olivia and Madelyn Gail.

**NATIONAL POLLS**

**NEWS & NOTES**

**BASEBALL AMERICA**

Mar. 7

1. Texas
2. Stanford
3. Notre Dame
4. Ole Miss\*
5. Virginia
6. Oklahoma State
7. Vanderbilt\*
8. Oregon State
9. Arkansas\*
10. Florida State
11. Tennessee\*
12. Liberty
13. Florida
14. Georgia Tech
15. UCLA
16. LSU\*
17. Arizona
18. Georgia
19. Gonzaga
20. North Carolina
21. Clemson
22. Maryland
23. Tulane
24. Old Dominion
25. N.C. State

**D1 BASEBALL**

Mar. 7

1. Texas
2. Ole Miss\*
3. Arkansas\*
4. Vanderbilt\*
5. Stanford
6. Oklahoma State
7. Oregon State
8. Florida State
9. Notre Dame
10. Tennessee\*
11. Florida
12. LSU\*
13. Georgia Tech
14. Liberty
15. North Carolina
16. Arizona
17. Texas Tech\*
18. Tulane
19. Clemson
20. Georgia
21. TCU
22. N.C. State
23. Mississippi State\*
24. Maryland
25. Gonzaga

**USA TODAY**

Mar. 7

1. Texas
2. Vanderbilt\*
3. Ole Miss\*
4. Tennessee\*
5. Stanford
6. Oregon State
7. Arkansas\*
8. Notre Dame
9. LSU\*
10. Florida
11. Texas Tech\*
12. Oklahoma State
13. Georgia Tech
14. Arizona
15. Georgia
16. Liberty
17. Florida State
18. North Carolina
19. Virginia
20. TCU
21. Clemson
22. N.C. State
23. Maryland
24. Tulane
25. UCLA

**NCBWA**

Mar. 7

1. Texas
2. Ole Miss\*
3. Vanderbilt\*
4. Stanford
5. Arkansas\*
6. Oregon State
7. Notre Dame
8. LSU\*
9. Tennessee\*
10. Florida
11. Oklahoma State
12. Georgia Tech
13. Florida State
14. Arizona
15. Texas Tech\*
16. Liberty
17. Virginia
18. N.C. State
19. Georgia
20. North Carolina
21. Clemson
22. UCLA
23. TCU
24. Mississippi State\*
25. Maryland

**PERFECT GAME**

Mar. 7

1. Texas
2. Vanderbilt\*
3. Notre Dame
4. Stanford
5. Ole Miss\*
6. Tennessee\*
7. Georgia Tech
8. Oklahoma State
9. Oregon State
10. LSU\*
11. Arkansas\*
12. Liberty
13. UCLA
14. Florida State
15. TCU
16. Texas Tech\*
17. N.C. State
18. Clemson
19. Florida
20. North Carolina
21. Arizona
22. Tulane
23. Virginia
24. Miami
25. Maryland

**COLLEGIATE BASEBALL**

Mar. 7

1. Texas
2. Vanderbilt\*
3. Tennessee\*
4. Oregon State
5. Stanford
6. LSU\*
7. Virginia
8. Notre Dame
9. Georgia Tech
10. Ole Miss\*
11. Georgia
12. Liberty
13. Florida
14. North Carolina
15. Gonzaga
16. Oklahoma State
17. Texas State
18. Arizona
19. Texas Tech\*
20. Arkansas\*
21. Purdue
22. Florida State
23. Miami
24. UCLA
25. Old Dominion

**AUBURN IN THE POLLS**

**BA D1 CB NC PG USA**

Pre.	NR	NR	NR	NR	NR	NR
2/21	NR	NR	NR	NR	NR	NR
2/28	NR	NR	NR	NR	NR	NR
3/7	NR	NR	NR	NR	NR	NR

**SCOUTING THE GOLDEN EAGLES**

- Coming off a sweep of Purdue-Fort Wayne, Tennessee Tech is off to its second best start in program history at 10-0.
- The Golden Eagles rank third in the NCAA in average (.354), fifth in scoring (10.9) and eighth in home runs (21).
- Former Auburn player Ed Johnson is the team's leading hitter, turning in a .480 clip through 10 games.
- Former Auburn staff members Matt Bragga and Blake Beck serve as the team's head coach and assistant coach.

**PITCHING ON POINT**

- The Auburn pitching staff has allowed 25 runs (23 earned) through the first 13 games of the season.
- The 25 runs through 13 games are the fewest since at least 1940, when the team allowed 19 runs through 12 contests. The 13th game resulted in a tie with no recorded score.
- The three runs allowed in four games against Rhode Island last weekend were the fewest in a four-game series in program history.

**STRIKING 'EM OUT**

- Auburn struck out a season high 19 batters in the series opener against Yale.
- The 19 strikeouts were the most in a game since striking out 20 in a 15-inning contest against Arkansas in 2019 and tied for the most in a nine-inning game in the Stat Crew era (since at least 1994).
- The Tigers have struck out 10 or more batters in seven straight and eight of the last nine games.

**SOLID STARTS**

- Auburn starting pitchers are 6-0 with a 1.16 ERA and 64 strikeouts to go along with 19 walks in 54.1 innings.
- Trace Bright is yet to allow an earned run in three starts and 17.0 innings this season. He held a no-hitter through 5.1 innings against Rhode Island.
- Joseph Gonzalez has held the opponent scoreless in two starts of 5.0+ innings to start the season. He turned in career highs in innings (6.2) and strikeouts (8) vs. URI.
- Mason Barnett allowed one run on two hits with no walks and eight strikeouts in his first start of the season Wednesday against UAB.

**STARTING TO SWING IT**

- Auburn has registered double digit hits in six straight games, marking the longest such streak since 2016.
- After scoring 49 runs on 47 hits against Rhode Island, the Tigers rank in the top 25 in the country in runs (122), hits (132) and scoring (9.4).
- All nine starters hit .294 or higher against Rhode Island.

**DYAL-ED IN**

- Redshirt sophomore Ryan Dyal was named a Collegiate Baseball National Player of the Week after leading the SEC with 12 RBI last week.
- Dyal went 6-for-12 with three doubles, two homers and 10 RBI in four games against Rhode Island.
- He hit his first career grand slam and drove in a career high four runs in the series finale against the Rams.

**SONNY STARTS SLUGGING**

- Senior transfer Sonny DiChiara leads the SEC in slugging (1.083) and on-base percentage (.615) and ranks in the top five in the league in average (.472), runs (16), doubles (7), home runs (5) and total bases (39).
- Twelve of DiChiara's first 17 hits are for extra bases and he has an extra-base hit in eight of 12 games this season, including multiple extra-base hits on four occasions.
- DiChiara has reached multiple times in 11 of 12 games. He reached safely in 11 of 12 plate appearances from Feb. 20-25 with the lone time he was put out coming on a sac fly.
- The senior slugger homered in each of his first three and five of his first seven home games at Plainsman Park.

**RAMBUSCH RAKES**

- Junior college transfer Blake Rambusch, who ranked 11th in the NJCAA with a .444 average a season ago, has collected multiple hits in five of his first 13 games, including three hits on three occasions.
- The redshirt junior has reached base in 70 of the last 71 games dating back to the final 13 games of his freshman season at Grayson College in 2019.
- Rambusch went 9-for-22 and drove in six runs in six games last week.

**HOWELL'S HEATING UP**

- After going hitless in the first three games of the season, senior outfielder Kason Howell is hitting .436 (17-for-39) in the last 10, including a team-best .455 average in six games last week.
- Howell has matched a career best with three hits on four occasions already this season
- He hit a walk-off homer to clinch the series against Yale two weekends ago. The walk-off homer was the first of Howell's career and the first by an Auburn player since Steven Williams in the 2019 Atlanta Regional.

**WARE-ING 'EM OUT**

- Junior outfielder Bryson Ware hit his first career grand slam in the first inning of the team's 13-1 win in the home opener vs. Troy.
- Ware ultimately drove in a career high six runs in the contest and matched the RBI total in last Wednesday's 16-1 win against UAB, going 3-for-4 with two doubles and a triple.
- Ware is the first Auburn player with six or more RBI in two games in a season since 2011.

**SPEED KILLS**

- Redshirt junior outfielder Josh Hall executed a straight steal of home in last Sunday's win vs. Kansas State.
- It marked the first time an Auburn player stole home since Justin Hargett pulled it off against Davidson on Mar. 3, 2010.

**LIKE FATHER, LIKE SON**

- Senior infielder Brody Moore is the son of former Auburn and All-SEC shortstop Brandon Moore (1991-94).
- After wearing No. 19 and playing second base/utility in his first three seasons on the Plains, Brody has a new number and position in 2022 - No. 4 and shortstop - just like his dad.
- Brody went 4-for-11 with eight runs and two doubles against Rhode Island last weekend.
- Brandon hit .332 in four years and 242 games in an Auburn uniform. Brody is a .302 career hitter in parts of three seasons and 91 games. He is four hits shy of 100 in his Auburn career.

**BURKY AND SKIP IN THE BULLPEN**

- Junior Blake Burkhalter and senior Carson Skipper were two of nine SEC relievers named to the NCBWA Stopper of the Year Watch List.
- Auburn is one of two SEC programs with multiple honorees.
- It marks the fifth straight season an Auburn pitcher has been recognized on the list, including the second straight for Skipper.
- After combining for the win, save and 6.0 scoreless innings in the series opener against Rhode Island, the duo has allowed one run one seven hits in a combined seven appearances and 15.1 innings this season.

**ONE-RUN AFFAIRS**

- After going 6-11 one-run games last year, Auburn is 2-1 in one-run games this season.
- A year ago, thirteen of Auburn's 30 SEC games, including seven of its first 10, were decided by one run and seven more were decided by two runs.
- The Tigers went 4-9 in one-run games and 6-14 in games decided by two runs or less in league play.

**BIG SHOES TO FILL**

- Auburn is forced to replace its top three hitters and five everyday starters from a year ago in shortstop Ryan Bliss, third baseman Rankin Woley, first baseman Tyler Miller and outfielders Steven Williams and Judd Ward.
- The quintet combined to hit .296 with 192 runs, 50 doubles, 58 home runs and 191 RBI.

**TWENTY-SIX YEARS IN THE MAKING**

- Volunteer assistant and pitching coach Tim Hudson, who began his time on the Plains as a player in the fall of 1995, recently earned his degree in interdisciplinary studies with emphases on health promotion and philanthropy studies on Dec. 11, 2021.

**MLB SUCCESS ON STAFF**

- Auburn's coaching staff has 54 years of experience in professional baseball, including 32 years in the MLB between pitching coach Tim Hudson (17 years), hitting coach Gabe Gross (seven years), strength coach Chris Joyner (eight years).
- Other members of the coaching and support staff with professional experience include assistant coach Karl Nonemaker, director of player development Aaron Everett and athletic trainer Anthony Sandersen.

**AUBURN IN THE MLB DRAFT**

- The 2021 MLB Draft marked the 47th consecutive year Auburn had at least one player selected, tied for the longest active streak in the SEC.
- Ryan Bliss was drafted by the Arizona Diamondbacks in the second round with the 42nd overall pick in last year's draft, becoming the fifth-highest position player and ninth-highest draft pick overall in Auburn history.
- It marked the sixth straight season Auburn had a top-five-round pick, marking the first time in program history to accomplish the feat.

**AUBURN IN THE NATIONAL AND SEC RANKINGS**

(as of Mar. 7)

TEAM	TOTAL	NCAA	SEC
Sacrifice flies	13	1	1
Fielding percentage	.991	3	2
Hits/9.0 IP	5.40	4	2
Runs	122	6	2
Shutouts	3	7	2
ERA	1.80	8	3
Walks	74	10	2
Hit by pitch	26	11	2
Hits	132	15	3
Doubles	31	16	3
WHIP	1.05	16	3
Scoring	9.4	23	6
<b>21 TRACE BRIGHT</b>	<b>TOTAL</b>	<b>NCAA</b>	<b>SEC</b>
ERA	0.00	1	1
Starts	3	11	2
Hits/9.0 IP	3.18	16	1
WHIP	0.65	24	5
<b>17 SONNY DICHIARA</b>	<b>TOTAL</b>	<b>NCAA</b>	<b>SEC</b>
Sluggin percentage	1.083	5	1
Doubles	7	8	2
Total bases	39	11	2
On-base percentage	.615	10	3
Home runs	5	18	1
<b>6 RYAN DYAL</b>	<b>TOTAL</b>	<b>NCAA</b>	<b>SEC</b>
Hit by pitch	6	18	3
<b>45 J. GONZALEZ</b>	<b>TOTAL</b>	<b>NCAA</b>	<b>SEC</b>
Starts	3	11	2
<b>28 NATE LARUE</b>	<b>TOTAL</b>	<b>NCAA</b>	<b>SEC</b>
Sacrifice flies	3	9	4
<b>1 BLAKE RAMBUSCH</b>	<b>TOTAL</b>	<b>NCAA</b>	<b>SEC</b>
Sacrifice flies	3	9	4

## THE LAST TIME...

### BATTING SUPERLATIVES

5 hits in a game	Anfernee Grier at Kennesaw St. [5-for-6] (4/12/16)
6 hits in a game	Tyler Johnstone vs. Elon [6-for-7, 2B, 3B] (2/25/05)
Reached base 6 times	Bryson Ware vs. Alabama A&M [3-5, 3 BB] (2/24/21)
<b>4 runs in a game</b>	<b>Blake Rambusch vs. Kansas State (2/20/22)</b>
5 runs in a game	Rankin Woley vs. #18 Boston College (3/6/21)
6 runs in a game	Bryson Ware vs. Alabama A&M (2/24/21)
10-game hitting streak	Rankin Woley, 12 games (2/28-3/21/21)
15-game hitting streak	Jonah Todd, 16 games, (4/8-5/7/17)
20-game hitting streak	A. Grier, 22 games, (5/31/15-3/22/16)
25-game hitting streak	Justin Fradejas, 27 games (3/23-5/7/10)
30-game hitting streak	Casey Dunn, 31 games (2/22 [G1]-4/15/97)
3 doubles in a game	Ryan Bliss vs. LSU (5/6/21)
4 doubles in a game	Ken Dempsey vs. Georgia (1971)
2 triples in a game	Jay Gonzalez vs. Alabama State (2/28/12)
3 triples in a game	never
2 home runs in one game	Kason Howell at Missouri (5/20/21)
3 home runs in one game	Tony Caldwell at Kentucky (4/9/11)
7 RBI in a game	Brody Moore vs. Alabama A&M (2/24/21)
8 RBI in a game	Justin Bryant at Georgia (3/19/10)
9 RBI in a game	Hunter Morris at Georgia (3/21/10)
10 RBI in a game	Bob Berry vs. Huntington (4/15/82)
<b>Grand slam home run</b>	<b>Ryan Dyal vs. Rhode Island (3/6/22)</b>
Inside-the-park home run	Kason Howell at Alabama (4/15/21)
HR to begin game	Ryan Bliss vs. #11 Ole Miss (5/25/21)
Two HR in one inning	Dan Glevenyak at Jacksonville State (8th) (5/7/13)
HR in consecutive at-bats	Steven Williams vs. Texas A&M (5/15/21)
HR in three consecutive at-bats	Edouard Julien vs. Alabama A&M/at UCF (2/20-22/19)
<b>HR in consecutive games</b>	<b>Sonny DiChiara vs. Yale (2/25-26/22)</b>
<b>HR in three consecutive games</b>	<b>Sonny DiChiara vs. Troy &amp; Yale (2/23-26/22)</b>
HR in three consecutive SEC games	Trent Mummy (4/17-23/10)
HR in four consecutive games	Joseph Sanders (5/10-15/08)
HR in four consecutive SEC games	Mike Bianucci (5/2-9/08)
HR in five consecutive games	Tim Lemons (4/6-10/85)
<b>Walk-off HR</b>	<b>Kason Howell vs. Yale (G1 - 2/26/22)</b>
Pinch-hit HR	Cam Hill vs. Kentucky (3/26/21)
Pinch-hit grand slam	Edouard Julien vs. BYU (G1 - 3/3/18)
HR in first at-bat of season	Steven Williams vs. Longwood (2/17/18)
HR in both games of DH	Dylan Ingram at #7 Mississippi St. (4/29/17)
Hit for the cycle	Judd Ward [3B, 1B, HR, 2B] vs. Illinois-Chicago (G1 - 2/15/20)
Hit from both sides of plate in same inning	Damon Haecker [5th inn.] vs. Jacksonville St. (3/15/17)
<b>Two hits in same inning</b>	<b>Cam Hill [2B, 1B] vs. Rhode Island [1st] (G2 - 3/5/22)</b>
<b>Stole home</b>	<b>Josh Hall vs. Kansas State (2/20/22)</b>
<b>Stole two bases in a game</b>	<b>Blake Rambusch vs. Rhode Island (G1 - 3/5/22)</b>
Stole three bases in a game	Anfernee Grier vs. Southern (2/26/16)
<b>Hit by a pitch 2 times in a game</b>	<b>Ryan Dyal vs. UAB (3/2/22)</b>
Hit by a pitch 3+ times in a game	Dan Glevenyak at Alabama (4) (4/11/14)
Scored 20 or more runs	20 vs. Wright State (2/29/20)
Scored 25 or more runs	25 vs. Longwood (2/17/18)
Scored 30 or more runs	33 vs. Alabama A&M (2/24/21)
<b>Scored 5 runs in an Inning</b>	<b>5, vs. Rhode Island (5th) (3/6/22)</b>
Scored 6 runs in an Inning	6, at Missouri (8th) (5/20/21)
<b>Scored 7 runs in an Inning</b>	<b>7, vs. Alabama State (2nd) (3/1/22)</b>
Scored 8 runs in an Inning	8, at UAB (5th) (3/19/19)
<b>Scored 9 runs in an Inning</b>	<b>9, vs. Rhode Island (1st) (G1 - 3/5/22)</b>
Scored 10+ runs in an Inning	14, vs. Alabama A&M (4th) (2/24/21)
Recorded 10+ hits in an Inning	11, vs. Furman (5th) (2/12/00)
Scored in every inning	vs. Coppin State (3/18/14)
<b>Recorded 15-19 hits</b>	<b>15, vs. Rhode Island (3/6/22)</b>
Recorded 20 or more hits	27, vs. Alabama A&M (2/24/21)
Hit 3 or more home runs in an inning	3, vs. Northeastern (6th) (G1 - 3/10/18)
<b>Hit 3 or more home runs in a game</b>	<b>4, vs. Rhode Island (3/6/22)</b>
Hit 5 or more home runs in a game	6, vs. Texas A&M (5/15/21)
Hit 7 or more home runs in a game	7, vs. Mississippi State (5/8/10)
Hit back-to-back home runs	R. Woley & S. Williams vs. Samford (3rd) (4/20/21)
Hit back-to-back-to-back home runs	R. Bliss, T. Miller & R. Woley vs. Texas A&M (1st) (5/15/21)
<b>Had 5 doubles</b>	<b>5, vs. Yale (2/25/22)</b>
Had 6 doubles	6, vs. Jacksonville State (4/21/21)
Had 7 doubles	7, vs. Chicago State (3/8/20)
Had 8 doubles	8, vs. BYU (G1 - 3/3/18)
Had 9+ doubles	11, vs. Alabama A&M (2/24/21)
Stole 5 bases in a game	5, vs. Bethune-Cookman (5/6/14)
Stole 6 bases in a game	6, vs. #21 Tennessee (3/17/19)
Stole 7 bases in a game	7, vs. Presbyterian (5/8/12)
Stole 8 bases in a game	8, vs. Alcorn State (2/22/12)
<b>Walked 10+ times</b>	<b>12, vs. Rhode Island (G1 - 3/5/22)</b>
Did not strike out in a game	vs. Belmont (3/11/12)

### PITCHING SUPERLATIVES

<b>INDIVIDUAL</b>	
Nine-inning no-hitter	Casey Mize vs. Northeastern (3/9/18)
Nine-inning no-hitter (combined)	Mike Mueller [2.0], Lee Carter [1.0], Brandon Channell [1.0], Reid Price [1.0], Andrew Skinner [1.0], Arnold Hughey [1.0], Ken Clayton [1.0], Cory Duettt [0.2], Sean Jones [0.1] vs. UAB (3/19/02)
Seven-inning no-hitter	Jason Johnson vs. LaGrange College (4/30/91)
Nine-inning perfect game	Eric Brandon vs. Murray State (3/2/02)
Seven-inning perfect game	Jason Johnson vs. LaGrange College (4/30/91)
Nine-inning one-hitter (individual)	Keegan Thompson vs. Presbyterian (3/1/14)
Nine-inning one-hitter (combined)	Tanner Burns [7.0], Cody Greenhill [2.0] vs. Chicago State (3/6/20)
Five-inning one-hitter	Kevin Davis [3.2], Jacob Milliman [1.1], vs. Radford (2/22/15)
Nine-inning two-hitter	Tanner Burns [9.0] vs. Cincinnati (3/1/19)
Complete game	Jack Owen vs. UTSA (3/9/19)
Complete game shutout	Jack Owen vs. UTSA (3/9/19)
Consecutive complete games	K. Thompson vs. Arkansas & LSU (4/4 & 4/11/15)
Struck out 10 batters	10 by Tanner Burns vs. Chicago State (3/6/20)
<b>Struck out 11 batters</b>	<b>11 by Jordan Armstrong vs. Yale (2/25/22)</b>
Struck out 12 batters	12 by Casey Mize at Kentucky (3/23/18)
Struck out 13 batters	13 by Casey Mize vs. Texas A&M (3/16/18)
Struck out 15 batters	15 by Tanner Burns vs. Cincinnati (3/1/19)
<b>TEAM</b>	
<b>Struck out 15+ batters</b>	<b>Jor. Armstrong [11], Joh. Armstrong [2], Allsup [2], Swilling [1], Bosse [3] vs. Yale (2/25/22)</b>
Struck out 20+ batters	Fuller [4], Watson [4], Anderson [3], Greenhill [4], Skipper [3], Wade [2] vs. #9 Arkansas (4/5/19) vs. Ga State, at Missouri (4/5-7/16)
Struck out 15 batters consecutive games	12-0 [7] vs. Rhode Island (G2 - 3/5/22)
<b>Shut out an opponent</b>	<b>16-0 / 12-0 [7] vs. Rhode Island (3/5/22)</b>
<b>Consecutive shutouts</b>	Three straight shutouts 2-0 vs. UT Martin / 6-0 vs. UTSA / 5-0 vs. UTSA (3/6-9/19)
Shut out an SEC opponent	3-0 at Missouri (5/21/21)
Shut out an SEC opponent on the road	3-0 at Missouri (5/21/21)
Consecutive SEC shutouts	5-0 and 4-0 at Miss. State (3/27-28/15)
Consecutive SEC shutouts on the road	5-0 and 4-0 at Miss. State (3/27-28/15)
<b>Was shut out</b>	<b>3-0 vs. Oklahoma (2/18/22)</b>
Was held to one hit	vs. #24 Missouri (4/1/18)
Was no hit	vs. #13 Arkansas (5/25/17)
<b>FIELDING SUPERLATIVES</b>	
2 errors in a game	Rankin Woley vs. Texas A&M (5/16/21)
3 errors in a game	Luke Jarvis vs. Presbyterian (3/11/07)
4 errors in a game	Brett Burnham at Alabama (4/5/00)
3 double plays turned in a game	vs. Baylor (2/27/21)
4 double plays turned in a game	at #1 Arkansas (4/3/21)
5 double plays turned in a game	never
Triple play (Auburn)	vs. Memphis (5/22/78)
Triple play (Opponent)	at Florida [4th] (3/15/08)
Threw a runner out at HP to end game	Will Holland vs. Presbyterian (3/12/17)
<b>MISC. SUPERLATIVES</b>	
Won 10 or more consecutive games	15 (2/24-3/22/19)
Won 15 or more consecutive games	15 (2/24-3/22/19)
Won 8 or more consecutive SEC games	9 (4/1-21/95)
Lost 5 or more consecutive games	5 (4/2-11/21)
Home winning streak	21 (1964-66)
Road winning streak	14 (1967/1995)
Season-opening winning streak	17 (2/7-3/5/97)
Extra-innings victory	10-6, at #20 Georgia [14 inn] (4/30/21)
<b>Extra-innings loss</b>	<b>4-5, vs. Yale [10 inn] (G2 - 5/26/22)</b>
Swept a 3-game series	vs. Presbyterian (2/19-21/21)
Swept a road series	at Alabama (4/20-21/18)
Swept a road SEC series	at Alabama (4/20-21/18)
Swept a SEC series	vs. #21 Tennessee (3/15-17/19)
<b>Swept a 4-game series</b>	<b>Rhode Island (3/4-6/22)</b>
<b>Swept a doubleheader</b>	<b>Rhode Island (3/5/22)</b>
Allowed 3 runs or fewer in a three-game series	2, vs. Chicago State (3/6-8/20)
<b>Allowed 3 runs or fewer in a four-game series</b>	<b>3, vs. Rhode Island (3/4-6/22)</b>
Allowed 3 runs or fewer in a SEC series	3 vs. Miss. State (3/27-29/15)
Allowed 4 runs or fewer in a series	3 vs. UTSA (3/8-9/19)
Allowed 4 runs or fewer in a SEC series	4, vs. Georgia (4/23-25/15)
Allowed 3 runs or fewer in a road series	3 vs. Miss. State (3/27-29/15)
Allowed 3 runs or fewer in a SEC road series	3 vs. Miss. State (3/27-29/15)
Overcome a deficit of 7+ runs	7 runs, [7-0, 12-8] vs. Florida A&M (2/22/17)
Won a 1-0 game	vs. Mercer (5/30/15) [NCAA Regional]
Lost a 1-0 game	vs. Ohio State (2/15/14)
<b>Walk-off win</b>	<b>vs. Yale [9 inn.] (G1 - 2/26/22)</b>
Walk-off loss	at Alabama [9 inn.] (4/17/21)

# HITTER PROFILES

## 31 • MIKE BELLO OF

6-1 • 190 • FR • Oak Ridge, N.J. • Pope John XXIII  
 • Drove in his first career runs on a two-RBI 2B vs. URI

YEAR	AVG	GP-GS	AB	R	H	2B	3B	HR	RBI	SB-A
2022	.400	7-0	5	0	2	1	0	0	2	0-0

**SEASON HIGHS**  
**AB:** 1, five times  
**R:** --  
**H:** 1, two times  
**2B:** 1, vs. Rhode Island (3/6)  
**HR:** --  
**RBI:** 2, vs. Rhode Island (3/6)

**CAREER HIGHS**  
 1, five times  
 --  
 1, two times  
 1, vs. Rhode Island (3/6/22)  
 --  
 2, vs. Rhode Island (3/6/22)

## 3 • BRAYTON BROWN OF

5-9 • 180 • JR • Selma, Ala. • Morgan Academy

YEAR	AVG	GP-GS	AB	R	H	2B	3B	HR	RBI	SB-A
2020	.267	14-7	30	6	8	2	0	1	4	0-0
2021	.200	18-4	25	7	5	1	0	2	8	0-0
2022	.167	6-3	12	2	2	0	0	0	3	0-0
TOTAL	.224	38-14	67	15	15	3	0	3	15	0-0

**SEASON HIGHS**  
**AB:** 4, vs. Kansas State (2/20)  
**R:** 1, two times  
**H:** 1, two times  
**2B:** --  
**HR:** --  
**RBI:** 3, vs. Kansas State (2/20)

**CAREER HIGHS**  
 5, vs. AAMU (2/26/20)  
 3, vs. Oakland (2/19/20)  
 2, vs. Alabama (2/24/21)  
 1, three times  
 1, three times  
 3, two times

## 51 • LUKE BURK IF

6-0 • 219 • JR • Galena, Mo. • Neosho County CC  
 • Registered his first Auburn hit vs. UAB (3/2)

YEAR	AVG	GP-GS	AB	R	H	2B	3B	HR	RBI	SB-A
2020*	.460	17-1	50	14	23	4	0	3	13	3-4
2021*	.270	39-1	126	31	34	6	0	5	22	0-1
2022	.143	6-0	7	1	1	0	0	0	0	0-0
TOTAL	.317	62-0	183	46	58	10	0	8	35	3-5

**SEASON HIGHS**  
**AB:** 2, two times  
**R:** 1, vs. UAB (3/2)  
**H:** 1, vs. UAB (3/2)  
**2B:** --  
**HR:** --  
**RBI:** --

**CAREER HIGHS**  
 6, at Allen County (3/7/20)  
 3, four times  
 4, vs. Allen County (3/5/20)  
 2, vs. Ottawa (3/1/20)  
 1, eight times  
 3, five times

## 19 • BROOKS CARLSON IF

5-11 • 192 • GR • Mobile, Ala. • Samford  
 • Hit his first Auburn HR in the series finale vs. URI  
 • Rated by Baseball America as the No. 21 impact transfer  
 • Two-time All-SoCon, 2020 All-America

YEAR	AVG	GP-GS	AB	R	H	2B	3B	HR	RBI	SB-A
2018*	.343	62-61	230	48	79	16	1	10	47	1-3
2019*	.345	59-59	226	47	78	17	2	6	41	0-1
2020*	.500	15-15	50	18	25	4	0	3	19	0-1
2021*	.301	50-49	186	38	56	13	1	6	37	2-2
2022	.250	3-2	8	5	2	0	0	1	2	0-0
TOTAL	.343	189-186	700	156	240	50	4	26	146	3-7

**SEASON HIGHS**  
**AB:** 4, vs. Rhode Island (3/5)  
**R:** 3, vs. Rhode Island (3/5)  
**H:** 1, two times  
**2B:** --  
**HR:** 1, vs. Rhode Island (3/6)  
**RBI:** 2, vs. Rhode Island (3/6)

**CAREER HIGHS**  
 6, three times  
 3, eight times  
 4, four times  
 2, five times  
 1, 26 times  
 7, at VMI (5/7/21)

## 17 • SONNY DICHIARA IF

6-1 • 263 • SR • Hoover, Ala. • Samford  
 • Reached base multiple times in 11 of 12 games  
 • Ranks 4th among active players in career HR  
 • Rated by Baseball America as the No. 14 impact transfer  
 • Rated by D1 Baseball as the No. 15 first baseman  
 • Two-time All-SoCon, 2019 Freshman All-America

YEAR	AVG	GP-GS	AB	R	H	2B	3B	HR	RBI	SB-A
2019*	.293	55-55	198	40	58	7	0	21	55	0-0
2020*	.328	15-15	61	9	20	3	0	2	21	0-0
2021*	.273	56-56	194	44	53	9	0	18	46	0-0
2022	.472	12-12	36	16	17	7	0	5	11	0-0
TOTAL	.303	138-138	489	109	148	26	0	46	133	0-0

**SEASON HIGHS**  
**AB:** 5, vs. Yale (2/25)  
**R:** 3, three times  
**H:** 3, vs. Yale (2/25)  
**2B:** 2, vs. Oklahoma (2/18)  
**HR:** 1, five times  
**RBI:** 4, vs. Troy (2/23)

**CAREER HIGHS**  
 6, two times  
 3, five times  
 4, at Austin Peay (2/21/21)  
 2, vs. Oklahoma (2/18/22)  
 2, eight times  
 6, at Wofford (4/26/21)

## 6 • RYAN DYAL C

5-10 • 197 • R-SO • Senoia, Ga. • East Coweta

• Went 6-for-12 with three 2B, two HR and 10 RBI vs. URI  
 • Led the SEC with 12 RBI in six games last week  
 • Named a Collegiate Baseball National Player of the Week  
 • Became the first AU player with multiple outfield assists in same inning since 1996

YEAR	AVG	GP-GS	AB	R	H	2B	3B	HR	RBI	SB-A
2021	.200	31-22	70	18	14	2	0	3	7	1-1
2022	.300	13-13	40	15	12	4	0	2	16	0-0
TOTAL	.236	44-35	110	33	26	6	0	5	23	1-1

**SEASON HIGHS**  
**AB:** 5, vs. Alabama State (3/1)  
**R:** 3, vs. Troy (2/23)  
**H:** 2, four times  
**2B:** 1, four times  
**HR:** 1, two times  
**RBI:** 4, vs. Rhode Island (3/6)

**CAREER HIGHS**  
 5, three times  
 3, two times  
 2, five times  
 1, two times  
 1, five times  
 4, vs. Rhode Island (3/6/22)

## 11 • GARRETT FARQUHAR IF

5-11 • 187 • 5th • Hoover, Ala. • Shelton State

• Hit a pinch-hit HR vs. URI, the first of his AU career  
 • Collected multiple hits with a 2B and RBI vs. UAB (3/2)

YEAR	AVG	GP-GS	AB	R	H	2B	3B	HR	RBI	SB-A
2018*	.331	52-1	175	39	58	8	2	1	32	10-13
2019*	.363	55-1	168	54	61	11	2	2	31	14-16
2020	.263	13-10	38	15	10	2	0	0	10	1-1
2021	.375	20-5	32	8	12	4	0	0	7	1-1
2022	.200	12-4	20	5	4	1	0	1	4	0-0
AU	.289	45-19	90	28	26	7	0	1	21	2-2
TOTAL	.335	152-19	433	121	145	26	4	4	84	26-31

**SEASON HIGHS**  
**AB:** 6, vs. UAB (3/2)  
**R:** 2, vs. UAB (3/2)  
**H:** 2, vs. UAB (3/2)  
**2B:** 1, vs. UAB (3/2)  
**HR:** 1, vs. Rhode Island (3/6)  
**RBI:** 2, vs. Rhode Island (3/6)

**CAREER HIGHS**  
 6, vs. UAB (3/2/22)  
 4, two times  
 3, seven times  
 2, two times  
 1, four times  
 4, two times

## 7 • COLE FOSTER IF

6-1 • 190 • SO • Plano, Texas • Plano Senior

• Has driven in a run in 10 of the last 12 games  
 • Hit his first career HR and drove in a career best four runs vs. Alabama State (3/1)  
 • Rated by D1 Baseball as the No. 32 second baseman and No. 19 SEC prospect for the 2023 MLB Draft  
 • Rated by Perfect Game as the No. 58 sophomore

YEAR	AVG	GP-GS	AB	R	H	2B	3B	HR	RBI	SB-A
2021	.292	15-4	24	5	7	3	0	0	1	0-0
2022	.270	13-13	37	6	10	2	0	1	17	0-1
TOTAL	.279	28-17	61	11	17	5	0	1	18	0-1

**SEASON HIGHS**  
**AB:** 4, three times  
**R:** 2, vs. UAB (3/2)  
**H:** 2, vs. Troy (2/23)  
**2B:** 1, two times  
**HR:** 1, vs. Alabama State (3/1)  
**RBI:** 4, vs. Alabama State (3/1)

**CAREER HIGHS**  
 4, five times  
 3, vs. AAMU (2/24/21)  
 2, two times  
 1, five times  
 1, vs. Alabama State (3/1/22)  
 4, vs. Alabama State (3/1/22)

## 2 • JOSH HALL OF

5-9 • 192 • R-JR • Homewood, Ala • Ole Miss

• Became the first AU player since 2010 to steal home vs. K-State (2/20)

YEAR	AVG	GP-GS	AB	R	H	2B	3B	HR	RBI	SB-A
2019*	.171	54-9	35	12	6	0	1	1	7	10-11
2021	.326	20-10	43	10	14	2	2	0	9	5-6
2022	.250	8-4	16	3	4	1	0	0	0	1-1
AU	.305	28-14	59	13	18	3	2	0	9	6-7
TOTAL	.267	82-23	94	25	24	3	3	1	16	16-18

**SEASON HIGHS**  
**AB:** 5, vs. Kansas State (2/20)  
**R:** 1, three times  
**H:** 2, vs. Kansas State (2/20)  
**2B:** 1, vs. Yale (2/25)  
**HR:** --  
**RBI:** --

**CAREER HIGHS**  
 5, two times  
 3, vs. AAMU (2/23/21)  
 3, vs. AAMU (2/23/21)  
 1, three times  
 1, vs. Ark-Pine Bluff (3/20/19)  
 3, vs. AAMU (2/23/21)

## 16 • CAM HILL IF

6-5 • 214 • SO • Madison, Ala • Bob Jones

• Went 7-for-16 with eight R, two 2B and 6 RBI last week  
 • Rated by Perfect Game as the No. 88 sophomore

YEAR	AVG	GP-GS	AB	R	H	2B	3B	HR	RBI	SB-A
2021	.270	35-30	111	19	30	6	1	5	22	0-0
2022	.333	8-6	21	8	7	2	0	0	6	0-0
TOTAL	.280	43-36	132	27	37	8	1	5	28	0-0

**SEASON HIGHS**  
**AB:** 4, two times  
**R:** 3, vs. Alabama State (3/1)  
**H:** 3, vs. Alabama State (3/1)  
**2B:** 1, two times  
**HR:** --  
**RBI:** 2, two times

**CAREER HIGHS**  
 5, two times  
 4, at Missouri (5/20/21)  
 3, four times  
 2, vs. Texas A&M (5/16/21)  
 1, five times  
 4, vs. Boston College (3/6/21)

## 5 • KASON HOWELL OF

6-0 • 180 • SR • Argyle, Texas • Liberty Christian

• Talled three hits four times in six games from 2/25-3/4  
 • Went 10-for-22 with two 2B and 7 RBI last week  
 • Rated by D1 Baseball as the No. 116 outfielder

YEAR	AVG	GP-GS	AB	R	H	2B	3B	HR	RBI	SB-A
2019	.262	63-63	225	31	59	10	0	0	28	14-16
2020	.359	11-10	39	8	14	7	0	0	6	0-0
2021	.260	52-51	177	29	46	12	0	8	30	8-13
2022	.362	13-13	47	10	17	4	0	1	14	3-3
TOTAL	.279	139-137	488	78	136	33	0	9	78	25-32

**SEASON HIGHS**  
**AB:** 5, three times  
**R:** 2, two times  
**H:** 3, four times  
**2B:** 2, vs. Alabama State (3/1)  
**HR:** 1, vs. Yale (2/26)  
**RBI:** 2, five times

**CAREER HIGHS**  
 6, three times  
 3, three times  
 3, eight times  
 2, two times  
 2, two times  
 5, at Missouri (5/20/21)

## 37 • MASON LAND IF

5-10 • 173 • JR • Cantonment, Fla. • Chatt Valley

• Went 2-for-2 with two BB in four PA last week

YEAR	AVG	GP-GS	AB	R	H	2B	3B	HR	RBI	SB-A
2020*	.250	3-1	4	2	1	0	0	0	0	0-0
2021*	.367	51-1	166	58	61	10	1	7	43	4-4
2022	.667	6-0	3	1	2	0	0	0	0	0-0
TOTAL	.366	60-1	173	61	64	10	1	7	43	4-4

**SEASON HIGHS**  
**AB:** 1, three times  
**R:** 1, vs. Rhode Island (3/6)  
**H:** 1, two times  
**2B:** --  
**HR:** --  
**RBI:** --

**CAREER HIGHS**  
 5, four times  
 4, two times  
 4, two times  
 2, vs. Snead State (5/9/21)  
 2, vs. Wallace-Dothan (4/29/21)  
 5, at Lurleen B. Wallace (4/7/21)

## 28 • NATE LARUE C

6-3 • 217 • JR • Mobile, Ala. • McGill-Toolen

• Rated by D1 Baseball as the No. 66 SEC prospect

YEAR	AVG	GP-GS	AB	R	H	2B	3B	HR	RBI	SB-A
2020	.294	8-3	17	6	5	1	0	0	2	0-0
2021	.219	16-10	32	8	7	2	0	2	5	0-0
2022	.214	8-3	14	3	3	0	0	0	4	0-0
TOTAL	.238	32-16	63	17	15	3	0	2	11	0-0

**SEASON HIGHS**  
**AB:** 4, three times  
**R**



**4 • BRODY MOORE** IF

5-11 • 183 • SR • Oneonta, Ala. • Oneonta

- Went 4-for-11 with two 2B vs. URI
- Is four hits shy of reaching 100 in his career

**CAREER STATISTICS**

YEAR	AVG	GP-GS	AB	R	H	2B	3B	HR	RBI	SB-A
2019	.333	13-4	27	6	9	1	1	0	4	0-1
2020	.339	17-14	56	11	19	1	1	0	9	5-5
2021	.292	49-49	192	25	56	11	0	2	32	1-4
2022	.279	12-12	43	15	12	3	0	0	0	0-0
TOTAL	.302	91-79	318	57	96	16	2	2	45	6-10

**SEASON HIGHS**

**AB:** 6, vs. Alabama State (3/1)  
**R:** 3, three times  
**H:** 2, four times  
**2B:** 2, vs. Rhode Island (3/5)  
**HR:** --  
**RBI:** --

**CAREER HIGHS**

6, three times  
 3, four times  
 4, two times  
 2, two times  
 1, two times  
 7, vs. AAMU (2/24/21)

**1 • BLAKE RAMBUSCH** IF

5-9 • 175 • R-JR • Austin, Texas • Grayson

- Hit .409 (9-for-22) in six games last week
- Has reached base in 70 of the last 71 games dating back to the final 13 games of 2019
- Rated by D1 Baseball as the No. 28 third baseman and No. 60 SEC prospect for the 2022 MLB Draft
- Ranked 11th in NJCAA with .444 average in 2021

**CAREER STATISTICS**

YEAR	AVG	GP-GS	AB	R	H	2B	3B	HR	RBI	SB-A
2019*	.333	55-7	174	52	58	14	2	4	46	4-4
2021*	.444	45-7	160	60	71	16	3	3	40	33-34
2022	.360	13-13	50	15	18	1	0	2	9	5-8
TOTAL	.381	113-13	384	127	147	31	5	9	95	42-46

**SEASON HIGHS**

**AB:** 5, two times  
**R:** 4, vs. Kansas State (2/20)  
**H:** 3, three times  
**2B:** 1, vs. Rhode Island (3/5)  
**HR:** 1, two times  
**RBI:** 2, three times

**CAREER HIGHS**

7, at McLennan (3/18/21)  
 4, four times  
 4, four times  
 3, vs. W. OK State (3/6/21)  
 1, nine times  
 4, two times

**8 • BRYSON WARE** OF

6-2 • 193 • JR • Madison, Miss. • Pearl River

- Went 3-for-4 with two 2B, a 3B and 6 RBI vs. UAB (3/2)
- Hit his first career grand slam and drove in a career high 6 runs vs. Troy (2/23)
- Is the first AU player with multiple 6+ RBI games in the same season since Tony Caldwell in 2011

**CAREER STATISTICS**

YEAR	AVG	GP-GS	AB	R	H	2B	3B	HR	RBI	SB-A
2020*	.321	16-7	53	14	17	3	3	5	17	4-5
2021	.254	43-37	138	36	35	6	1	6	26	4-5
2022	.293	13-11	41	12	12	5	1	1	13	3-3
AU	.263	56-48	179	48	47	11	2	7	39	7-8
TOTAL	.276	72-48	232	62	64	14	5	12	56	11-13

**SEASON HIGHS**

**AB:** 5, two times  
**R:** 3, vs. UAB (3/2)  
**H:** 3, two times  
**2B:** 2, vs. UAB (3/2)  
**HR:** 1, vs. Troy (2/23)  
**RBI:** 6, two times

**CAREER HIGHS**

5, six times  
 6, vs. AAMU (2/24/21)  
 3, six times  
 2, vs. UAB (3/2/22)  
 1, 12 times  
 6, two times

**50 • JAKE WYANDT** C

5-11 • 185 • GR • Laurel, Md. • Presbyterian

- Registered his first hits in an AU uniform vs. UAB (3/2)
- Went 4-for-9 with a HR and 6 RBI vs. URI, including a career best 4 RBI in the series finale

**CAREER STATISTICS**

YEAR	AVG	GP-GS	AB	R	H	2B	3B	HR	RBI	SB-A
2018*	.208	30-7	53	22	11	2	0	2	14	11-14
2019*	.253	40-7	91	29	23	4	1	1	12	17-18
2020*	.133	10-7	15	0	2	0	0	0	0	0-0
2021*	.228	41-39	123	21	28	6	1	3	16	3-8
2022	.240	9-8	25	5	6	0	0	1	10	1-1
TOTAL	.228	130-54	307	77	70	12	2	7	52	32-41

**SEASON HIGHS**

**AB:** 4, two times  
**R:** 3, vs. UAB (3/2)  
**H:** 2, two times  
**2B:** --  
**HR:** 1, vs. Rhode Island (3/6)  
**RBI:** 4, vs. Rhode Island (3/6)

**CAREER HIGHS**

5, three times  
 3, vs. UAB (3/2/22)  
 3, at Auburn (2/20/21)  
 2, at ECU (2/27/21 - G2)  
 1, seven times  
 4, vs. Rhode Island (3/6/22)

**PITCHER PROFILES**

**46 • CHASE ALLSUP** RHP

6-1 • 220 • FR • Dothan, Ala. • Dothan

- Struck out the side in his AU debut vs. K-State (2/20)
- Hasn't allowed a hit in his first three appearances

**CAREER STATISTICS**

YEAR	ERA	W-L	G/S	IP	H	R	ER	BB	K	BAA
2022	0.00	0-0	3/0	3.0	0	0	0	3	7	.000

**SEASON HIGHS**

**IP:** 1.0, three times  
**H:** --  
**R:** --  
**ER:** --  
**K:** -- 3, vs. K-State (2/20)  
**BB:** 2, vs. Yale (2/25)  
**PC:** 25, vs. Yale (2/25)

**CAREER HIGHS**

1.0, three times  
 --  
 --  
 --  
 3, vs. K-State (2/20/22)  
 2, vs. Yale (2/25/22)  
 25, vs. Yale (2/25/22)

**41 • J. ARMSTRONG** RHP

5-11 • 200 • FR • Marietta, Ga. • Harrison

- Leads the team and ranks top 25 in NCAA in apps

**CAREER STATISTICS**

YEAR	ERA	W-L	G/S	IP	H	R	ER	BB	K	BAA
2022	0.00	0-0	5/0	3.2	2	0	0	1	6	.182

**SEASON HIGHS**

**IP:** 1.0, vs. OU (2/18)  
**H:** 1, two times  
**R:** --  
**ER:** --  
**K:** 2, two times  
**BB:** 1, vs. Texas Tech (2/19)  
**PC:** 16, vs. Alabama State (3/1)

**CAREER HIGHS**

1.0, vs. OU (2/18/22)  
 1, two times  
 --  
 --  
 2, two times  
 1, vs. Texas Tech (2/19/22)  
 16, vs. Alabama State (3/1/22)

**52 • J. ARMSTRONG** RHP

6-2 • 184 • SR • McDonough, Ga. • Chatt Valley

- Pitched 5.1 scoreless and struck out a career high 11 in his first career AU start vs. Yale (2/25)
- 2021 NJCAA Second Team All-America and Alabama Community College Conference Pitcher of the Year
- Ranked second in NJCAA in ERA in 2021

**CAREER STATISTICS**

YEAR	ERA	W-L	G/S	IP	H	R	ER	BB	K	BAA
2019*	3.19	8-4	17/13	79.0	70	38	28	29	77	.222
2020*	2.57	2-2	6/6	35.0	34	15	10	4	41	.245
2021*	1.65	11-0	13/13	71.0	48	23	13	15	79	.179
2022	1.46	1-0	3/2	12.1	9	2	2	4	19	.200
TOTAL	2.42	22-6	39/34	197.1	161	78	53	52	216	--

**SEASON HIGHS**

**IP:** 5.1, vs. Yale (2/25)  
**H:** 4, two times  
**R:** 2, vs. Rhode Island (3/4)  
**ER:** 2, vs. Rhode Island (2/4)  
**K:** 11, vs. Yale (2/25)  
**BB:** 2, two times  
**PC:** 73, vs. Yale (2/25)

**CAREER HIGHS**

8.0, at Coastal Ala-Monroeville (5/8/21)  
 11, at Coastal Ala-Bay Minette (3/30/19)  
 6, three times  
 5, vs. Gordon State (2/2/19)  
 11, vs. Yale (2/25/22)  
 4, two times  
 73, vs. Yale (2/25/22)

**18 • MASON BARNETT** RHP

6-0 • 218 • JR • Cartersville, Ga. • Cartersville

- Earned the win vs. UAB, allowing one run on two hits with no walks and eight strikeouts (3/2)
- Rated by D1 Baseball as the No. 89 starting pitcher and No. 23 SEC prospect for the 2022 MLB Draft
- Rated by Perfect Game as the No. 48 junior

**CAREER STATISTICS**

YEAR	ERA	W-L	G/S	IP	H	R	ER	BB	K	BAA
2020	3.52	0-0	6/0	7.2	5	4	3	3	16	.192
2021	5.40	2-4	16/6	40.0	39	28	24	21	43	.265
2022	1.12	1-0	4/1	8.0	3	1	1	2	8	.115
TOTAL	4.53	3-4	26/7	55.2	47	33	28	26	67	.236

**SEASON HIGHS**

**IP:** 5.0, vs. UAB (3/2)  
**H:** 2, vs. UAB (3/2)  
**R:** 1, vs. UAB (3/2)  
**ER:** 1, vs. UAB (3/2)  
**K:** 8, vs. UAB (3/2)  
**BB:** 1, vs. K-State (2/20)  
**PC:** 66, vs. UAB (3/2)

**CAREER HIGHS**

7.0, vs. Little Rock (3/13/21)  
 6, vs. Kentucky (3/27/21)  
 6, at Ole Miss (3/20/21)  
 5, vs. Kentucky (3/27/21)  
 9, vs. Little Rock (3/13/21)  
 5, at Arkansas (4/3/21)  
 91, vs. Little Rock (3/13/21)

**34 • BEN BOSSE** RHP

6-1 • 194 • FR • Brenham, Texas • Brenham

- Struck out the side in his AU debut vs. Yale (2/25)
- Hasn't allowed a hit in his first four appearances

**CAREER STATISTICS**

YEAR	ERA	W-L	G/S	IP	H	R	ER	BB	K	BAA
2022	3.00	0-0	4/0	3.0	0	1	1	2	4	.000

**SEASON HIGHS**

**IP:** 1.0, three times  
**H:** --  
**R:** 1, vs. Yale (2/26)  
**ER:** 1, vs. Yale (2/26)  
**K:** 3, vs. Yale (2/25)  
**BB:** 1, two times  
**PC:** 18, vs. Yale (2/25)

**CAREER HIGHS**

1.0, three times  
 --  
 1, vs. Yale (2/26/22)  
 1, vs. Yale (2/26/22)  
 3, vs. Yale (2/25/22)  
 1, two times  
 18, vs. Yale (2/25/22)

**21 • TRACE BRIGHT** RHP

6-4 • 199 • JR • Montgomery, Ala. • Trinity

- Hasn't allowed an earned run in three starts and 17.0 IP
- Matched a career best with 6.0 IP in his last two starts vs. Yale (2/26) and URI (3/5)
- Held a no-hitter thru 5.1 and struck out a career best eight last Saturday

**CAREER STATISTICS**

YEAR	ERA	W-L	G/S	IP	H	R	ER	BB	K	BAA
2020	8.38	1-1	3/3	9.2	10	9	9	7	12	.278
2021	6.98	4-4	19/11	49.0	53	42	38	18	43	.276
2022	0.00	2-0	3/3	17.0	6	1	0	5	19	.109
TOTAL	5.59	7-5	25/17	75.2	69	52	47	30	74	.244

**SEASON HIGHS**

**IP:** 6.0, two times  
**H:** 3, vs. Yale (2/26)  
**R:** 1, vs. Kansas State (2/20)  
**ER:** --  
**K:** 8, vs. Rhode Island (3/5)  
**BB:** 3, vs. Yale (2/26)  
**PC:** 83, vs. Yale (2/26)

**CAREER HIGHS**

6.0, three times  
 6, vs. Texas A&M (5/16/21)  
 7, at Ole Miss (3/21/21)  
 7, at Ole Miss (3/21/21)  
 8, vs. Rhode Island (3/5/22)  
 3, three times  
 86, vs. Texas A&M (2/28/21)

**40 • B. BURKHALTER** RHP

6-0 • 204 • JR • Dothan, Ala. • Northview

- Earned either a save or a win in three of his first four app
- Matched a career best with 4 K in 2.0 scoreless vs. URI
- Named to the NCBWA Stopper of the Year watch list
- Rated by D1 Baseball as the No. 23 relief pitcher

**CAREER STATISTICS**

YEAR	ERA	W-L	G/S	IP	H	R	ER	BB	K	BAA
2020	2.08	0-0	4/0	4.1	6	1	1	3	3	.462
2021	1.71	1-0	17/0	21.0	14	5	4	16	30	.182
2022	1.23	1-0	4/0	7.1	3	1	1	0	9	.120
TOTAL	1.65	2-0	25/0	32.2	23	7	6	19	42	.200

**SEASON HIGHS**

**IP:** 2.0, three

**54 • K. COPELAND LHP**

6-2 • 178 • SO • Mobile, Ala. • Pensacola State

- Made his first Auburn start vs. Alabama State (3/1)
- 2021 NJCAA Third Team All-America and Florida Panhandle Conference Pitcher of the Year
- Ranked fourth in NJCAA in ERA in 2021

**CAREER STATISTICS**

YEAR	ERA	W-L	G/S	IP	H	R	ER	BB	K	BAA
2021*	1.74	7-1	12/8	57.0	43	14	11	16	81	.211
2022	0.00	0-0	1/1	2.1	5	1	0	2	1	.455
TOTAL	1.67	7-1	13/9	59.1	48	15	11	18	82	--

**SEASON HIGHS**

IP: 2.1, vs. Alabama State (3/1)  
 H: 5, vs. Alabama State (3/1)  
 R: 1, vs. Alabama State (3/1)  
 ER: --  
 K: 1, vs. Alabama State (3/1)  
 BB: 2, vs. Alabama State (3/1)  
 PC: 52, vs. Alabama State (3/1)

**CAREER HIGHS**

7.0, two times  
 11, at Chipola (3/20/21)  
 4, two times  
 4, vs. Miami-Dade (5/6/21)  
 12, at NW FL State (4/30/21)  
 2, seven times  
 52, vs. Alabama State (3/1/22)

**57 • TYLER DRABICK RHP**

6-2 • 193 • GR • Canton, Ohio • Lipscomb

- Earned the win and matched a career best with five strikeouts in his Auburn debut vs. Alabama State (3/1)
- Rated by Baseball America as the No. 94 impact transfer

**CAREER STATISTICS**

YEAR	ERA	W-L	G/S	IP	H	R	ER	BB	K	BAA
2018*	3.52	0-0	11/1	15.1	12	7	6	6	14	.203
2019*	3.73	1-0	14/0	31.1	20	20	13	15	29	.163
2020*	11.57	0-1	5/0	4.2	10	6	6	2	3	.435
2021*	2.81	1-0	23/0	32.0	20	11	10	13	46	.180
2022	3.38	1-0	2/0	2.2	1	1	1	3	6	.111
TOTAL	3.77	3-1	55/1	86.0	63	45	36	39	98	--

**SEASON HIGHS**

IP: 2.1, vs. Alabama State (3/1)  
 H: 1, vs. Alabama State (3/1)  
 R: 1, vs. Alabama State (3/1)  
 ER: 1, vs. Alabama State (3/1)  
 K: 5, vs. Alabama State (3/1)  
 BB: 2, vs. Alabama State (3/1)  
 PC: 46, vs. Alabama State (3/1)

**CAREER HIGHS**

3.2, vs. Toledo (5/3/19)  
 5, two times  
 5, at Northern Illinois (4/19/19)  
 5, at Northern Illinois (4/19/19)  
 5, four times  
 2, eight times  
 46, vs. Alabama State (3/1/22)

**14 • BROOKS FULLER LHP**

6-3 • 210 • SR • Auburn, Ala. • Auburn

**CAREER STATISTICS**

YEAR	ERA	W-L	G/S	IP	H	R	ER	BB	K	BAA
2019	4.50	2-2	20/8	44.0	39	30	22	35	36	.299
2020	2.25	1-1	3/2	8.0	11	3	2	1	7	.333
2021	8.50	0-0	16/0	18.0	24	18	17	17	20	.316
2022	27.00	0-0	2/0	1.1	4	4	4	3	2	.500
TOTAL	5.68	3-3	41/10	71.1	78	55	45	56	65	.279

**SEASON HIGHS**

IP: 1.0, vs. Troy (2/23)  
 H: 3, vs. Alabama State (3/1)  
 R: 4, vs. Alabama State (3/1)  
 ER: 4, vs. Alabama State (3/1)  
 K: 2, vs. Troy (2/23)  
 BB: 2, vs. Alabama State (3/1)  
 PC: 27, vs. Alabama State (3/1)

**CAREER HIGHS**

6.0, at Texas A&M (4/13/19)  
 5, three times  
 5, vs. Baylor (2/27/21)  
 5, vs. Baylor (2/27/21)  
 6, vs. Ole Miss (4/20/19)  
 4, at South Carolina (3/30/19)  
 93, at Texas A&M (4/13/19)

**45 • J. GONZALEZ RHP**

6-4 • 230 • SO • Humacao, PR • Leadership CA

- Turned in his second scoreless start and logged a career best 6.2 innings vs. URI (3/5)
- Struck out a career best eight in his outing
- Rated by Baseball America as the No. 41 college prospect for the 2023 MLB Draft

**CAREER STATISTICS**

YEAR	ERA	W-L	G/S	IP	H	R	ER	BB	K	BAA
2021	6.17	2-3	21/5	42.1	51	30	29	10	30	.293
2022	1.84	2-0	3/3	14.2	15	3	3	4	15	.283
TOTAL	5.05	4-3	24/8	57.0	66	33	32	14	45	.291

**SEASON HIGHS**

IP: 6.2, vs. Rhode Island (3/5)  
 H: 7, vs. Yale (2/26)  
 R: 3, vs. Yale (2/26)  
 ER: 2, vs. Yale (2/26)  
 K: 8, vs. Rhode Island (3/5)  
 BB: 3, vs. Texas Tech (2/19)  
 PC: 89, vs. Rhode Island (3/5)

**CAREER HIGHS**

6.2, vs. Rhode Island (3/5/22)  
 8, vs. Kentucky (3/27/21)  
 9, vs. Miss. State (4/11/21)  
 9, vs. Miss. State (4/11/21)  
 8, vs. Rhode Island (3/5/22)  
 5, at Arkansas (4/3/21)  
 89, vs. Rhode Island (3/5/22)

**9 • CADE GRANZOW RHP**

6-3 • 220 • FR • Franklin, Tenn. • Brentwood

- Hasn't allowed a run in his first four appearances

**CAREER STATISTICS**

YEAR	ERA	W-L	G/S	IP	H	R	ER	BB	K	BAA
2022	0.00	0-0	4/0	3.2	3	0	0	1	4	.250

**SEASON HIGHS**

IP: 1.0, three times  
 H: 1, three times  
 R: --  
 ER: --  
 K: 2, vs. Rhode Island (3/5)  
 BB: 1, vs. Yale (2/26)  
 PC: 18, vs. Yale (2/26)

**CAREER HIGHS**

1.0, two times  
 1, three times  
 --  
 --  
 2, vs. Rhode Island (3/5/22)  
 1, vs. Yale (2/26/22)  
 18, vs. Yale (2/26/22)

**16 • CAM HILL LHP**

6-5 • 214 • SO • Madison, Ala. • Bob Jones

**CAREER STATISTICS**

YEAR	ERA	W-L	G/S	IP	H	R	ER	BB	K	BAA
2021	19.29	2-0	10/0	7.0	14	16	15	11	8	.438
2022	0.00	0-0	1/0	1.0	0	0	0	0	1	.000
TOTAL	16.88	2-0	11/0	8.0	14	16	15	11	9	.400

**SEASON HIGHS**

IP: 1.0, vs. Rhode Island (3/5)  
 H: --  
 R: --  
 ER: --  
 K: 1, vs. Rhode Island (3/5)  
 BB: --  
 PC: 11, vs. Rhode Island (3/5)

**CAREER HIGHS**

1.0, six times  
 4, vs. Boston College (3/7/21)  
 5, vs. Boston College (3/7/21)  
 5, vs. Boston College (3/7/21)  
 2, two times  
 3, two times  
 35, vs. North Alabama (5/18/21)

**28 • NATE LARUE RHP**

6-3 • 217 • JR • Mobile, Ala. • McGill-Toolen

- Pitched a career best 2.0 scoreless vs. Alabama State

**CAREER STATISTICS**

YEAR	ERA	W-L	G/S	IP	H	R	ER	BB	K	BAA
2021	9.00	0-0	1/0	1.0	2	1	1	0	1	.500
2022	0.00	0-0	2/0	3.0	3	0	0	2	3	.273
TOTAL	2.25	0-0	3/0	4.0	5	1	1	2	4	.333

**SEASON HIGHS**

IP: 2.0, vs. Alabama State (3/1)  
 H: 2, vs. Troy (2/23)  
 R: --  
 ER: --  
 K: 2, vs. Alabama State (3/1)  
 BB: 2, vs. Alabama State (3/1)  
 PC: 37, vs. Alabama State (3/1)

**CAREER HIGHS**

2.0, vs. Alabama State (3/1/22)  
 2, two times  
 1, vs. JSU (4/21/21)  
 1, vs. JSU (4/21/21)  
 2, vs. Alabama State (3/1/22)  
 2, vs. Alabama State (3/1/22)  
 37, vs. Alabama State (3/1/22)

**20 • HAYDEN MULLINS LHP**

6-0 • 194 • JR • Gallatin, Tenn. • Hendersonville

- Rated by D1 Baseball as the No. 72 SEC prospect

**CAREER STATISTICS**

YEAR	ERA	W-L	G/S	IP	H	R	ER	BB	K	BAA
2020	3.68	1-0	5/0	7.1	4	3	3	6	10	.174
2021	2.38	2-0	7/0	11.1	10	4	3	4	19	.222
2022	4.91	1-1	4/1	7.1	5	4	4	5	8	.200
TOTAL	3.46	4-1	16/1	26.0	19	11	10	15	37	.204

**SEASON HIGHS**

IP: 3.0, vs. Rhode Island (3/6)  
 H: 2, vs. OU (2/18)  
 R: 3, vs. OU (2/18)  
 ER: 3, vs. OU (2/18)  
 K: 5, vs. Rhode Island (3/6)  
 BB: 2, two times  
 PC: 64, vs. Rhode Island (3/6)

**CAREER HIGHS**

4.0, at UAB (3/9/21)  
 3, vs. Little Rock (3/14/21)  
 3, two times  
 3, two times  
 8, at UAB (3/9/21)  
 3, vs. Wofford (3/11/20)  
 64, vs. Rhode Island (3/6/22)

**47 • TOMMY SHEEHAN LHP**

6-0 • 209 • GR • Brielle, N.J. • Notre Dame

- Made his fourth straight Opening Day start vs. OU
- Pitched 3.0 scoreless innings in his 2nd start vs. Troy
- Earned the 3.0-inning save in his first career relief appearances against URI (3/6)
- Rated by D1 Baseball as the No. 34 impact transfer

**CAREER STATISTICS**

YEAR	ERA	W-L	G/S	IP	H	R	ER	BB	K	BAA
2018*	5.74	2-4	14/14	62.2	62	43	40	41	27	.264
2019*	4.58	5-6	15/15	92.1	100	62	47	23	62	.268
2020*	2.70	3-0	4/4	23.1	18	7	7	5	22	.202
2021*	6.75	0-1	2/2	8.0	10	6	6	5	10	.303
2022	1.29	0-0	3/2	7.0	2	1	1	5	7	.087
TOTAL	4.70	10-11	38/37	193.1	192	119	101	79	128	--

**SEASON HIGHS**

IP: 3.0, two times  
 H: 1, two times  
 R: 1, vs. Troy (2/23)  
 ER: 1, vs. Troy (2/23)  
 K: 5, vs. Rhode Island (3/6)  
 BB: 3, vs. Troy (2/23)  
 PC: 47, vs. Rhode Island (3/6)

**CAREER HIGHS**

9.0, two times  
 13, vs. North Carolina (4/13/19)  
 11, vs. North Carolina (4/13/19)  
 8, vs. North Carolina (4/13/19)  
 9, at UAB (2/14/20)  
 6, vs. Purdue (2/24/18)  
 112, vs. North Carolina (4/13/19)

**29 • CARSON SKIPPER LHP**

6-2 • 211 • SR • Trussville, Ala. • Hewitt-Trussville

- Turned in 4.0 scoreless and earned the win in the series opener against URI (3/4)
- Hasn't allowed a run in his first three appearances
- Named to the NCBWA Stopper of the Year watch list for the second straight season

**CAREER STATISTICS**

YEAR	ERA	W-L	G/S	IP	H	R	ER	BB	K	BAA
2019	7.46	3-3	17/8	35.0	45	33	29	23	38	.306
2020	1.00	0-0	7/0	9.0	5	1	1	3	12	.167
2021	4.25	2-2	19/0	29.2	29	16	14	9	37	.248
2022	0.00	1-0	3/0	8.0	4	0	0	3	9	.143
TOTAL	4.85	6-5	46/8	81.2	83	50	44	38	96	.258

**SEASON HIGHS**

IP: 4.0, vs. Rhode Island (3/4)  
 H: 3, vs. Rhode Island (3/4)  
 R: --  
 ER: --  
 K: 4, four times  
 BB: 2, vs. Yale (2/26)  
 PC: 60, vs. Rhode Island (3/4)

**CAREER HIGHS**

4.2, vs. UTSA (3/9/19)  
 5, four times  
 5, two times  
 5, vs. Arkansas (4/5/19)  
 8, vs. AAMU (2/19/19)  
 4, at Georgia Tech (4/16/19)  
 78, vs. Arkansas (4/5/19)

**32 • CARSON SWILLING RHP**

5-11 • 196 • SO • Smiths Station, Ala. • Smiths

**CAREER STATISTICS**

YEAR	ERA	W-L	G/S	IP	H	R	ER	BB	K	BAA
2021	3.34	1-2	21/0	29.2	28	15	11	14	33	.248
2022	3.00	0-1	3/0	3.0	0	1	1	3	3	.000
TOTAL	3.31	1-3	24/0	32.2	28	16	12	17	36	.231

**SEASON HIGHS**

IP: 1.0, three times  
 H: --  
 R: 1, vs. Yale (2/26)  
 ER: 1, vs. Yale (2/26)  
 K: 1, three times  
 BB: 2, vs. Yale (2/26)  
 PC: 24, vs. Yale (2/26)

**CAREER HIGHS**

# PITCHING CAREERS

## CHASE ALLSUP'S CAREER APPEARANCES

### 2022 - FRESHMAN YEAR

Date	Opp (Res.)	DEC	QS	IP	H	R	ER	BB	SO	HR	ERA	NP
2/20	vs. Kansas State (W, 12-1)	-	-	1.0	0	0	0	0	3	0	0.00	14
2/25	YALE (W, 9-0)	-	-	1.0	0	0	0	2	2	0	0.00	25
3/2	UAB (W, 16-1)	-	-	1.0	0	0	0	1	2	0	0.00	20

## JOHN ARMSTRONG'S CAREER APPEARANCES

### 2022 - FRESHMAN YEAR

Date	Opp (Res.)	DEC	QS	IP	H	R	ER	BB	SO	HR	ERA	NP
2/18	vs. Oklahoma (L, 0-3)	-	-	1.0	0	0	0	0	1	0	0.00	8
2/19	vs. #12 Texas Tech (W, 2-1)	-	-	0.2	0	0	0	1	0	0	0.00	13
2/25	YALE (W, 9-0)	-	-	0.2	0	0	0	0	2	0	0.00	9
2/26	YALE-G2 (L, 4-5 [10])	-	-	0.2	1	0	0	0	1	0	0.00	12
3/1	ALABAMA STATE (W, 13-7)	-	-	0.2	1	0	0	0	2	0	0.00	16

## JORDAN ARMSTRONG'S CAREER APPEARANCES

\*- Starter

### 2019 - FRESHMAN YEAR AT CHATTAHOOCHEE VALLEY

Date	Opp (Res.)	DEC	QS	IP	H	R	ER	BB	SO	HR	ERA	NP
2/2	*vs. Gordon State (L, 2-6)	L	-	4.0	3	6	5	4	2	1	11.25	--
2/9	*at Pensacola State (W, 9-3)	W	-	5.2	7	3	2	1	9	0	6.52	--
2/15	ABRAHAM BALDWIN (W, 11-7)	-	-	2.0	2	2	2	1	2	0	6.94	--
2/22	at Tallahassee (W, 6-4)	W	-	4.1	5	1	1	2	4	0	5.63	--
3/5	GORDON STATE (L, 2-12)	-	-	1.0	1	0	0	0	2	0	5.29	--
3/5	*at Wallace-Selma (W, 7-4)	W	X	7.0	4	3	3	2	5	0	4.88	--
3/16	*ENTERPRISE STATE (W, 10-2)	W	-	5.0	2	1	0	1	6	0	4.03	--
3/23	at Lawson State (L, 1-6)	-	-	3.0	2	1	1	0	2	0	3.94	--
3/30	*at Coastal Alabama-BM (W, 9-8)	-	-	5.0	11	3	1	2	2	0	3.65	--
4/7	*at Coastal Alabama-BR (L, 2-3)	L	X	6.1	8	3	3	2	9	2	3.74	--
4/12	*at Coastal Alabama-MO (L, 1-2)	L	X	6.0	2	2	1	2	7	0	3.47	--
4/20	*BISHOP STATE (W, 3-2)	W	X	6.0	2	2	2	2	7	0	3.42	--
4/27	*WALLACE-DOTHAN (W, 4-0)	W	X	7.0	3	0	0	3	3	0	3.03	--
5/4	*LURLEEN B. WALLACE (W, 12-2)	W	-	3.0	2	0	0	3	3	0	2.89	--
5/10	*at Wallace State (W, 7-2)	W	X	6.0	5	2	2	2	7	0	2.90	--
5/15	*vs. Lurleen B. Wallace (W, 9-8)	-	-	3.0	4	3	3	1	5	1	3.15	--
5/27	*vs. Central Arizona (L, 2-10)	L	-	4.2	7	6	2	1	2	0	3.19	--

### 2020 - SOPHOMORE YEAR AT CHATTAHOOCHEE VALLEY

Date	Opp (Res.)	DEC	QS	IP	H	R	ER	BB	SO	HR	ERA	NP
2/1	*at LaGrange (W, 11-5)	-	-	4.0	8	3	2	0	6	0	4.50	--
2/8	*vs. St. Johns River State (L, 1-2)	L	-	5.0	6	2	2	1	8	0	4.00	--
2/15	*SNEAD STATE (L, 1-4)	L	-	6.0	7	4	4	0	9	1	4.80	--
2/22	*at Tallahassee (W, 7-1)	W	X	7.0	4	1	0	0	9	0	3.27	--
2/29	*at Gordon State (L, 5-6)	-	-	6.0	6	5	2	3	3	0	3.21	--
3/8	*COASTAL ALABAMA-BM (W, 1-0)	W	X	7.0	3	0	0	0	6	0	2.57	--

### 2021 - JUNIOR YEAR AT CHATTAHOOCHEE VALLEY

Date	Opp (Res.)	DEC	QS	IP	H	R	ER	BB	SO	HR	ERA	NP
2/2	*GORDON STATE (W, 7-2)	-	-	1.0	0	0	0	1	2	0	0.00	--
2/4	*CALHOUN (W, 10-0)	W	-	4.0	1	0	0	1	4	0	0.00	--
2/19	*vs. John A. Logan (W, 8-2)	W	-	5.0	3	2	1	0	7	0	0.90	--
2/25	*at Snead State (W, 13-5)	W	-	4.0	4	4	4	4	6	1	3.21	--
3/6	*at Coastal Alabama-Mo (W, 1-0)	W	X	7.0	3	0	0	1	6	0	2.14	--
3/13	*at Wallace-Selma (W, 14-1)	W	-	5.0	2	1	0	2	4	0	1.73	--
3/20	*COASTAL ALABAMA-BR (W, 4-1)	W	X	7.0	5	1	1	1	10	0	1.64	--
3/27	*at Coastal Alabama-BM (L, 3-4)	-	-	5.0	6	3	2	3	3	0	1.89	--
4/3	*ENTERPRISE STATE (W, 5-0)	W	X	7.0	4	0	0	0	8	0	1.60	--
4/11	*LURLEEN B. WALLACE (W, 4-3)	W	X	6.0	4	3	2	0	8	0	1.76	--
4/18	*vs. Bishop State (W, 10-0)	W	-	5.0	2	0	0	0	5	0	1.61	--
4/29	*WALLACE-DOTHAN (W, 8-3)	W	X	7.0	4	3	1	1	7	0	1.57	--
5/8	*at Coastal Alabama-Mo (W, 14-6)	W	-	8.0	10	6	2	1	9	0	1.65	--

### 2022 - SENIOR YEAR

Date	Opp (Res.)	DEC	QS	IP	H	R	ER	BB	SO	HR	ERA	NP
2/18	vs. Oklahoma (L, 0-3)	-	-	4.0	1	0	0	2	5	0	0.00	64
2/25	*YALE (W, 9-0)	W	-	5.1	4	0	0	0	11	0	0.00	73
3/4	*RHODE ISLAND (W, 7-2)	-	-	3.0	4	2	2	2	3	1	1.46	70

## MASON BARNETT'S CAREER APPEARANCES

\*- Starter

### 2020 - FRESHMAN YEAR

Date	Opp (Res.)	DEC	QS	IP	H	R	ER	BB	SO	HR	ERA	NP
2/15	ILLINOIS-CHICAGO (W, 7-3)	-	-	1.0	4	3	3	1	2	0	27.00	32
2/19	OAKLAND (W, 17-1)	-	-	1.0	0	0	0	0	2	0	13.50	10
2/25	ALABAMA A&M (W, 10-0)	-	-	1.0	0	0	0	1	2	0	9.00	17
3/1	WRIGHT STATE (W, 6-0)	-	-	1.0	0	0	0	1	2	0	6.75	21
3/8	CHICAGO STATE (W, 9-0)	-	-	1.0	1	0	0	0	3	0	5.40	19
3/10	GEORGIA TECH (L, 2-6)	-	-	2.2	0	1	0	0	5	0	3.52	35

### 2021 - SOPHOMORE YEAR

Date	Opp (Res.)	DEC	QS	IP	H	R	ER	BB	SO	HR	ERA	NP
2/21	*PRESBYTERIAN (W, 2-1 [10])	-	-	4.0	3	0	0	2	4	0	0.00	65
2/26	vs. #25 Oklahoma (L, 3-4 [10])	-	-	1.1	2	1	1	3	1	0	1.69	42
3/6	*#18 BOSTON COLLEGE (W, 16-1)	W	-	5.1	2	1	0	2	3	0	0.84	75
3/13	*LITTLE ROCK (W, 6-0)	W	X	7.0	2	0	0	1	9	0	0.51	91
3/20	*at #4 Ole Miss (L, 5-6)	L	-	3.0	5	6	4	2	4	0	2.18	72
3/27	*KENTUCKY (L, 6-7)	-	-	5.1	6	5	5	0	8	2	3.46	84
4/1	at #1 Arkansas (W, 2-1)	S	-	1.0	0	0	0	1	0	0	3.33	15
4/3	at #1 Arkansas (L, 5-6 [10])	-	-	1.2	2	1	1	5	0	0	3.45	45
4/11	#4 MISSISSIPPI STATE (L, 10-19)	-	-	2.0	4	2	2	0	1	0	3.82	33
4/17	at Alabama (L, 9-10)	L	-	1.1	4	2	2	2	1	0	4.22	34

4/21	*JAX STATE (W, 8-7 [10])	-	-	1.0	0	0	0	0	1	0	4.09	14
4/25	#10 FLORIDA (L, 4-6)	L	-	3.0	2	1	0	0	4	0	3.75	42
4/29	at #20 Georgia (L, 0-4)	-	-	1.0	2	2	2	1	2	1	4.14	24
5/6	LSU (L, 3-8)	-	-	1.0	2	1	1	0	2	0	4.26	18
5/15	TEXAS A&M (L, 9-11)	-	-	2.0	1	3	3	1	3	0	4.72	36
5/22	at Missouri (L, 6-7)	L	-	0.0	2	3	3	1	0	0	5.40	14

### 2022 - JUNIOR YEAR

Date	Opp (Res.)	DEC	QS	IP	H	R	ER	BB	SO	HR	ERA	NP
2/20	vs. Kansas State (W, 12-1)	-	-	1.0	0	0	0	1	0	0	0.00	13
2/23	TROY (W, 13-1)	-	-	1.0	0	0	0	0	0	0	0.00	6
2/26	YALE-G1 (W, 4-3)	-	-	1.0	1	0	0	1	0	0	0.00	20
3/2	*UAB (W, 16-1)	W	-	5.0	2	1	1	0	8	0	1.12	66

## BEN BOSSE'S CAREER APPEARANCES

### 2022 - FRESHMAN YEAR

Date	Opp (Res.)	DEC	QS	IP	H	R	ER	BB	SO	HR	ERA	NP
2/25	YALE (W, 9-0)	-	-	1.0	0	0	0	0	3	0	0.00	18
2/26	YALE-G2 (L, 4-5 [10])	-	-	0.0	0	1	1	1	0	0	9.00	5
3/2	UAB (W, 16-1)	-	-	1.0	0	0	0	1	0	0	4.50	9
3/5	RHODE ISLAND-G2 (W, 16-0)	-	-	1.0	0	0	0	0	1	0	3.00	8

## TRACE BRIGHT'S CAREER APPEARANCES

\*- Starter

### 2020 - FRESHMAN YEAR

Date	Opp (Res.)	DEC	QS	IP	H	R	ER	BB	SO	HR	ERA	NP
2/19	*OAKLAND (W, 17-1)	W	-	3.0	2	1	1	1	6	1	3.00	59
2/26	*ALABAMA A&M (W, 12-6)	-	-	4.2	3	4	4	3	6	0	5.87	80
3/11	*WOFFORD (L, 3-4)	L	-	2.0	5	4	4	3	0	0	8.38	50

### 2021 - SOPHOMORE YEAR

Date	Opp (Res.)	DEC	QS	IP	H	R	ER	BB	SO	HR	ERA	NP
2/19	PRESBYTERIAN (W, 14-3)	-	-	1.0	2	0	0	0	2	0	0.00	28
2/23	*ALABAMA A&M (W, 18-2 [7])	W										

**PARKER CARLSON'S CAREER APPEARANCES**

**2022 - FRESHMAN YEAR**

Date	Opp (Res.)	DEC	QS	IP	H	R	ER	BB	SO	HR	ERA	NP
2/23	TROY (W, 13-1)	-	-	1.0	0	0	0	0	1	0	0.00	8
2/26	YALE-G2 (L, 4-5 [10])	-	-	1.0	2	1	1	0	1	1	4.50	17
3/6	RHODE ISLAND (W, 14-1)	W	-	3.0	2	1	1	1	4	1	3.60	40

**KONNER COPELAND'S CAREER APPEARANCES**

\*-Starter

**2021 - FRESHMAN YEAR AT PENSACOLA STATE**

Date	Opp (Res.)	DEC	QS	IP	H	R	ER	BB	SO	HR	ERA	NP
1/22	vs. Seminole State (L, 6-7)	-	-	3.0	2	0	0	1	2	0	0.00	--
1/30	vs. Coastal Alabama - Br (W, 4-0)	S	-	1.0	0	0	0	0	0	0	0.00	--
2/8	LURLEEN B. WALLACE (L, 2-3)	-	-	2.0	0	0	0	2	5	0	0.00	--
2/21	at Delgado (L, 1-2)	-	-	4.2	1	0	0	1	8	0	0.00	--
2/27	*COASTAL ALABAMA - BM (W, 11-0)	W	X	6.0	2	0	0	2	7	0	0.00	--
3/6	*DELGADO (W, 2-1)	W	X	6.0	4	1	1	1	8	1	0.40	--
3/20	*at Chipola (W, 15-5)	W	-	3.1	11	4	3	0	6	0	1.38	--
4/3	*TALLAHASSEE (W, 9-0)	W	X	7.0	1	0	0	1	8	0	1.09	--
4/11	*GULF COAST STATE (W, 5-3)	W	X	6.0	4	3	2	2	9	0	1.38	--
4/23	*at Gulf Coast State (W, 10-2)	W	X	6.0	9	2	1	2	9	0	1.40	--
4/30	*at NW Florida State (W, 4-0)	W	X	7.0	3	0	0	2	12	0	1.21	--
5/6	*vs. Miami Dade (L, 5-9)	L	-	5.0	6	4	4	2	7	0	1.74	--

**2022 - SOPHOMORE YEAR**

Date	Opp (Res.)	DEC	QS	IP	H	R	ER	BB	SO	HR	ERA	NP
3/1	*ALABAMA STATE (W, 13-7)	-	-	2.1	5	1	0	2	1	0	0.00	52

**TYLER DRABICK'S CAREER APPEARANCES**

**2022 - GRADUATE YEAR**

Date	Opp (Res.)	DEC	QS	IP	H	R	ER	BB	SO	HR	ERA	NP
3/1	ALABAMA STATE (W, 13-7)	W	-	2.1	1	1	1	2	5	0	3.86	46
3/5	RHODE ISLAND-G1 (W, 16-0)	-	-	0.1	0	0	0	1	1	0	3.38	13

**BROOKS FULLER'S CAREER APPEARANCES**

\*-Starter

**2019 - FRESHMAN YEAR**

Date	Opp (Res.)	DEC	QS	IP	H	R	ER	BB	SO	HR	ERA	NP
2/16	GEORGIA SOUTHERN (L, 5-7)	-	-	1.0	1	1	1	1	0	1	9.00	21
2/20	*ALABAMA A&M (W, 10-2)	-	-	3.0	2	2	0	2	3	0	2.25	46
3/2	CINCINNATI (W, 9-5)	-	-	1.2	0	0	0	0	1	0	1.59	14
3/5	UT MARTIN (W, 15-9)	-	-	2.2	2	3	0	3	0	0	1.08	42
3/9	UTSA (W, 8-3)	-	-	1.0	0	0	0	1	0	0	0.96	17
3/16	*#21 TENNESSEE (W, 5-2)	W	-	3.2	2	1	1	2	3	0	1.38	63
3/23	at #4 Mississippi State (L, 2-15)	-	-	3.2	4	1	1	3	3	0	1.62	67
3/30	*at South Carolina (L, 0-4)	L	-	5.0	3	2	2	4	4	1	2.08	88
4/5	*#9 ARKANSAS (L, 6-9)	-	-	3.1	3	3	2	4	4	0	2.52	76
4/9	JACKSONVILLE STATE (L, 6-11)	-	-	0.0	0	1	1	2	0	0	2.88	15
4/13	*at #12 Texas A&M (W, 7-0)	W	X	6.0	4	0	0	3	4	0	2.32	93
4/20	*#17 OLE MISS (W, 6-5)	-	-	4.2	5	3	3	2	6	2	2.78	79
4/26	*at #4 Vanderbilt (L, 5-9)	L	-	1.2	4	4	2	2	1	1	3.13	37
5/4	*ALABAMA (L, 6-7)	-	-	3.0	3	2	2	2	3	0	3.35	61
5/11	*#7 GEORGIA (L, 8-10)	-	-	0.2	0	0	0	0	1	0	3.29	4
5/14	*NORTH ALABAMA (W, 8-7)	-	-	1.1	3	4	4	3	1	0	4.04	36
5/17	at #20 LSU (L, 1-5)	-	-	1.0	1	1	1	1	1	0	4.15	16
5/18	at #20 LSU (W, 5-4)	-	-	0.1	0	0	0	0	0	0	4.12	3
5/22	vs. #2 Vanderbilt (L, 1-11)	-	-	0.1	2	2	2	0	1	0	4.50	17
5/23	vs. #17 LSU (L, 3-4)	-	-	0.0	0	0	0	0	0	0	4.50	2

**2020 - SOPHOMORE YEAR**

Date	Opp (Res.)	DEC	QS	IP	H	R	ER	BB	SO	HR	ERA	NP
2/16	ILLINOIS-CHICAGO (W, 14-0)	-	-	2.0	2	0	0	0	3	0	0.00	34
2/25	*ALABAMA A&M (W, 10-0)	W	-	4.0	5	0	0	0	3	0	0.00	60
3/10	*GEORGIA TECH (L, 2-6)	L	-	2.0	4	3	2	1	1	0	2.25	42

**2021 - JUNIOR YEAR**

Date	Opp (Res.)	DEC	QS	IP	H	R	ER	BB	SO	HR	ERA	NP
2/19	PRESBYTERIAN (W, 14-3)	-	-	1.0	2	0	0	0	1	0	0.00	15
2/21	PRESBYTERIAN (W, 2-1 [10])	-	-	2.1	2	1	1	1	3	0	2.70	38
2/27	vs. Baylor (L, 6-12)	-	-	1.2	5	5	5	3	2	0	10.80	58
3/5	#18 BOSTON COLLEGE (L, 2-8)	-	-	1.2	1	3	2	1	3	1	10.80	34
3/9	at UAB (W, 6-5)	-	-	0.0	1	3	3	2	0	0	14.85	17
3/14	LITTLE ROCK (L, 6-12)	-	-	0.2	2	0	0	0	0	0	13.50	9
3/20	at #4 Ole Miss (L, 5-6)	-	-	2.1	3	0	0	3	3	0	10.24	47
3/27	KENTUCKY (L, 4-6)	-	-	2.1	1	0	0	1	2	0	8.25	36
4/2	at #1 Arkansas (L, 5-6)	-	-	0.0	0	0	0	1	0	0	8.25	5
4/11	#4 MISSISSIPPI STATE (L, 10-19)	-	-	1.0	2	3	3	0	1	1	9.69	18
4/21	JAX STATE (W, 8-7 [10])	-	-	1.0	1	1	1	1	1	0	9.64	22
5/7	LSU (L, 6-9)	-	-	0.1	0	0	0	0	0	0	9.42	4
5/12	at Samford (L, 1-6)	-	-	1.0	1	0	0	2	0	0	8.80	16
5/15	TEXAS A&M (L, 9-11)	-	-	0.0	0	0	0	1	0	0	8.80	6
5/18	NORTH ALABAMA (W, 14-6)	-	-	2.0	1	0	0	1	1	0	7.79	22
5/20	at Missouri (W, 15-6)	-	-	0.2	2	2	2	2	1	0	8.50	30

**2022 - SENIOR YEAR**

Date	Opp (Res.)	DEC	QS	IP	H	R	ER	BB	SO	HR	ERA	NP
2/23	TROY (W, 13-1)	-	-	1.0	1	0	0	1	2	0	0.00	26
3/1	ALABAMA STATE (W, 13-7)	-	-	0.1	3	4	4	2	0	0	27.00	27

**JOSEPH GONZALEZ'S CAREER APPEARANCES**

\*-Starter

**2021 - FRESHMAN YEAR**

Date	Opp (Res.)	DEC	QS	IP	H	R	ER	BB	SO	HR	ERA	NP
2/20	PRESBYTERIAN (W, 6-1)	-	-	1.0	2	0	0	0	1	0	0.00	12
2/24	ALABAMA A&M (W, 33-0)	-	-	1.0	0	0	0	0	2	0	0.00	11

2/26	vs. #25 Oklahoma (L, 3-4 [10])	-	-	1.1	4	1	1	0	0	0	2.70	25
3/9	*at UAB (W, 6-5)	-	-	5.0	1	1	1	0	7	0	2.16	60
3/14	LITTLE ROCK (L, 6-12)	-	-	0.2	2	1	1	0	0	0	3.00	12
3/16	at Lipscomb (W, 9-7)	-	-	1.1	1	0	0	0	1	0	2.61	17
3/19	at #4 Ole Miss (L, 0-1)	L	-	1.0	1	1	1	0	0	1	3.18	16
3/27	*KENTUCKY (L, 4-6)	L	-	4.0	8	5	5	2	4	0	5.28	71
4/3	*at #1 Arkansas (L, 5-6 [10])	-	-	5.0	2	2	2	5	1	0	4.87	86
4/11	*#4 MISSISSIPPI STATE (L, 10-19)	L	-	0.2	7	9	9	1	9	0	8.57	44
4/17	*at Alabama (L, 9-10)	-	-	1.1	4	3	3	0	0	0	9.27	29
4/21	JAX STATE (W, 8-7 [10])	-	-	3.1	3	0	0	0	3	0	8.06	55
4/25	#10 FLORIDA (W, 10-8 [7])	W	-	2.2	3	2	2	1	0	0	7.94	43
4/30	at #20 Georgia (W, 10-6 [14])	-	-	1.0	2	0	0	0	0	0	7.67	16
5/1	at #20 Georgia (W, 9-7)	-	-	2.2	3	2	2	0	3	1	7.59	29
5/7	LSU (L, 6-9)	-	-	3.1	3	1	1	0	4	0	7.13	51
5/12	at Samford (L, 1-6)	-	-	1.0	0	0	0	1	1	0	6.94	12
5/14	TEXAS A&M (W, 5-4)	-	-	1.0	0	0	0	0	0	0	6.75	9
5/16	TEXAS A&M (W, 8-5)	W	-	3.2	3	2	1	0	3	0	6.37	40
5/22	at Missouri (L, 6-7)	-	-	1.0	2	0	0	0	0	0	6.21	14
5/25	vs. #11 Ole Miss (L, 4-7)	-	-	0.1	0	0	0	0	0	0	6.17	3

**2022 - SOPHOMORE YEAR**

Date	Opp (Res.)	DEC	QS	IP	H	R	ER	BB	SO	HR	ERA	NP
2/19	*vs. #12 Texas Tech (W, 2-1)	W	-	5.0	3	0	0	3	5	0	0.00	81
2/26	*YALE (W, 4-3)	-	-	3.0	7	3	3	0	2	0	3.38	47
3/5	*RHODE ISLAND-G1 (W, 16-0)	W	X	6.2	5	0	0	1	8	0	1.84	89

**CADE GRANZOW'S CAREER APPEARANCES**

**2022 - FRESHMAN YEAR**

Date	Opp (Res.)	DEC	QS	IP	H	R	ER	BB	SO	HR	ERA	NP
------	------------	-----	----	----	---	---	----	----	----	----	-----	----

3/17	*at Florida State (L, 4-6)	-	-	4.1	2	2	1	5	1	0	4.98	85
3/24	*WAKE FOREST (W, 7-6)	-	-	4.0	5	4	4	4	2	1	5.61	73
3/31	*at Duke (L, 3-6)	L	-	6.0	5	4	3	3	0	0	5.40	93
4/8	*CLEMSON (L, 3-6)	L	-	6.0	6	6	6	3	3	3	5.97	105
4/14	*at NC State (L, 2-12)	L	-	4.2	8	6	6	2	1	0	6.59	95
4/25	*VALPARAISO (W, 6-5)	W	X	6.0	4	1	1	3	4	1	5.96	95
5/1	*WESTERN MICHIGAN (W, 14-4)	-	-	4.0	4	1	1	1	2	0	5.68	63
5/6	*PITTSBURGH (L, 7-8)	-	-	4.0	6	4	4	2	3	0	5.91	77
5/15	*at Northwestern (W, 19-10)	-	-	4.0	3	0	0	0	3	0	5.52	48
5/19	*at Louisville (L, 7-10)	-	-	2.1	4	3	3	3	0	0	5.74	58

2019 - SOPHOMORE YEAR AT NOTRE DAME

Date	Opp (Res.)	DEC	QS	IP	H	R	ER	BB	SO	HR	ERA	NP
2/15	*at Arizona State (L, 1-10)	L	-	2.2	4	5	1	3	3	0	3.38	74
2/21	*vs. Eastern Michigan (W, 11-3)	W	X	7.0	6	2	2	1	8	0	2.79	107
3/1	*vs. Charleston Southern (W, 7-4)	W	-	8.0	5	4	4	1	6	0	3.57	103
3/9	*at Wake Forest (W, 7-4)	-	-	5.2	8	4	3	2	4	3	3.86	101
3/15	*at Clemson (W, 9-2)	W	X	9.0	7	2	2	3	4	0	3.34	-
3/23	*FLORIDA STATE (L, 1-7)	L	-	6.0	7	5	5	2	4	1	3.99	105
3/29	*at Georgia Tech (W, 9-6)	W	-	5.0	9	6	5	0	6	2	4.57	99
4/5	*VIRGINIA (W, 5-2)	W	X	9.0	9	2	1	1	2	0	3.96	100
4/13	*NORTH CAROLINA (L, 6-13)	L	-	6.0	13	11	8	2	3	5	4.78	112
4/20	*at Pittsburgh (L, 2-4)	L	X	7.0	5	3	2	0	3	0	4.55	90
4/26	*NC STATE (W, 5-4)	-	-	6.0	7	4	3	1	3	2	4.54	100
5/3	*LOUISVILLE (L, 0-2)	L	-	5.1	4	2	2	3	4	0	4.46	107
5/11	*CANISIUS (W, 5-4)	-	X	7.2	4	2	0	1	2	0	4.06	100
5/17	*at Boston College (L, 8-9)	-	-	5.0	9	5	5	0	4	0	4.33	97
5/22	*vs. Georgia Tech (L, 6-12)	L	-	3.0	3	5	4	3	6	0	4.58	85

2020 - JUNIOR YEAR AT NOTRE DAME

Date	Opp (Res.)	DEC	QS	IP	H	R	ER	BB	SO	HR	ERA	NP
2/14	*at UAB (W, 4-2)	W	X	7.0	1	0	0	1	9	0	0.00	89
2/21	*vs. Incarnate Word (W, 12-1)	W	X	6.0	5	1	1	0	5	0	0.69	100
2/28	*at Presbyterian (W, 13-5)	W	-	6.1	7	4	4	1	6	0	2.33	84
3/6	*at North Carolina (W, 8-5)	-	-	4.0	5	2	2	3	2	0	2.70	75

2021 - SENIOR YEAR AT NOTRE DAME

Date	Opp (Res.)	DEC	QS	IP	H	R	ER	BB	SO	HR	ERA	NP
2/27	*at Wake Forest (L, 8-10)	-	-	4.0	4	1	1	3	7	0	2.25	88
3/5	*at Clemson (L, 7-13)	L	-	4.0	6	5	5	2	3	1	6.75	-

2022 - FIFTH YEAR

Date	Opp (Res.)	DEC	QS	IP	H	R	ER	BB	SO	HR	ERA	NP
2/18	*vs. Oklahoma (L, 0-3)	-	-	1.0	1	0	0	1	1	0	0.00	33
2/23	*TROY (W, 13-1)	-	-	3.0	1	1	1	3	1	0	2.25	43
3/6	RHODE ISLAND (W, 14-1)	S	-	3.0	0	0	0	1	5	0	1.29	47

CARSON SKIPPER'S CAREER APPEARANCES

\*-Starter

2019 - FRESHMAN YEAR

Date	Opp (Res.)	DEC	QS	IP	H	R	ER	BB	SO	HR	ERA	NP
2/15	GEORGIA SOUTHERN (W, 11-2)	-	-	3.0	3	0	0	1	1	0	0.00	48
2/19	*ALABAMA A&M (W, 10-1)	W	-	4.0	2	1	0	0	8	0	0.00	67
2/24	at UCF (W, 13-9)	W	-	2.0	3	3	3	3	1	1	3.00	58
3/2	*CINCINNATI (W, 9-5)	-	-	3.0	5	4	3	0	4	1	4.50	59
3/6	UT MARTIN (W, 2-0)	-	-	2.1	0	0	0	0	5	0	3.77	31
3/9	*UTSA (W, 8-3)	W	-	4.2	5	0	0	0	5	0	2.84	70
3/17	*#21 TENNESSEE (W, 5-3)	-	-	3.0	3	2	1	1	1	0	2.86	46
3/23	*at #4 Mississippi State (L, 2-15)	L	-	0.2	5	5	4	2	1	0	4.37	35
3/24	at #4 Mississippi State (L, 15-20)	-	-	0.1	2	3	3	1	0	1	5.48	9
3/30	*at South Carolina (W, 7-5)	-	-	1.0	4	3	3	2	1	0	6.38	43
4/5	#9 ARKANSAS (W, 6-3)	-	-	0.2	1	0	0	0	1	0	6.20	8
4/5	#9 ARKANSAS (L, 6-9)	L	-	3.0	3	5	5	3	3	2	7.16	78
4/9	JACKSONVILLE STATE (L, 6-11)	-	-	0.0	0	0	0	2	0	0	7.16	10
4/16	*at #16 Georgia Tech (L, 6-11)	-	-	2.1	1	1	1	4	3	0	6.82	53
4/23	at Jacksonville State (W, 14-2)	-	-	1.0	0	0	0	1	0	0	6.61	17
4/25	at #4 Vanderbilt (L, 6-12)	-	-	1.1	3	2	2	3	1	0	6.89	43
5/7	*UAB (L, 4-6)	L	-	2.1	5	4	4	0	3	0	7.46	48

2020 - SOPHOMORE YEAR

Date	Opp (Res.)	DEC	QS	IP	H	R	ER	BB	SO	HR	ERA	NP
2/15	ILLINOIS-CHICAGO (W, 7-3)	-	-	1.0	0	0	0	0	2	0	0.00	16
2/19	OAKLAND (W, 17-1)	-	-	2.0	2	0	0	0	2	0	0.00	28
2/22	UCF (L, 3-7)	-	-	1.1	1	0	0	0	2	0	0.00	20
2/25	ALABAMA A&M (W, 10-0)	-	-	1.0	0	0	0	0	2	0	0.00	11
2/28	WRIGHT STATE (W, 7-2)	-	-	1.0	0	0	0	1	1	0	0.00	14
3/8	CHICAGO STATE (W, 9-0)	-	-	1.0	0	0	0	1	2	0	0.00	16
3/10	GEORGIA TECH (L, 2-6)	-	-	1.2	2	1	1	1	1	0	1.00	37

2021 - JUNIOR YEAR

Date	Opp (Res.)	DEC	QS	IP	H	R	ER	BB	SO	HR	ERA	NP
2/20	PRESBYTERIAN (W, 6-1)	-	-	1.0	1	0	0	0	1	0	0.00	9
2/24	ALABAMA A&M (W, 33-0)	-	-	1.0	1	0	0	0	0	0	0.00	8
2/26	vs. #25 Oklahoma (L, 3-4 [10])	-	-	2.0	1	0	0	1	3	0	0.00	39
2/28	vs. Texas A&M (W, 6-1)	-	-	1.0	0	0	0	0	1	0	0.00	15
3/7	#18 BOSTON COLLEGE (L, 9-11 [10])	-	-	0.2	0	0	0	0	1	0	0.00	13
4/1	at #1 Arkansas (W, 2-1)	-	-	1.0	1	0	0	0	0	0	0.00	15
4/3	at #1 Arkansas (L, 5-6 [10])	-	-	2.0	2	2	2	1	2	0	2.08	43
4/9	#4 MISSISSIPPI STATE (L, 5-6)	L	-	2.0	1	1	1	1	2	0	2.53	38
4/15	at Alabama (L, 7-8 [10])	L	-	1.0	3	1	1	0	2	0	3.09	26
4/17	at Alabama (L, 9-10)	-	-	0.2	4	3	3	0	1	2	5.11	18
4/20	SAMFORD (W, 6-4)	-	-	1.0	1	0	0	0	2	0	4.72	18
4/25	#10 FLORIDA (W, 10-8 [7])	-	-	1.2	2	2	0	0	2	0	4.20	41
4/30	at #20 Georgia (W, 10-6 [14])	-	-	3.0	4	1	1	0	0	1	4.00	32
5/6	LSU (L, 3-8)	-	-	0.1	0	3	3	3	1	0	5.40	25
5/8	LSU (W, 2-1)	W	-	2.1	0	0	0	1	4	0	4.79	38

5/14	TEXAS A&M (W, 5-4)	W	-	3.0	2	1	1	0	4	1	4.56	50
5/16	TEXAS A&M (W, 8-5)	S	-	1.1	1	0	0	0	3	0	4.32	17
5/21	at Missouri (W, 3-0)	S	-	1.0	2	0	0	1	1	0	4.15	26
5/25	vs. #11 Ole Miss (L, 4-7)	-	-	3.2	3	2	2	1	6	1	4.25	68

2022 - SENIOR YEAR

Date	Opp (Res.)	DEC	QS	IP	H	R	ER	BB	SO	HR	ERA	NP
2/19	vs. #12 Texas Tech (W, 2-1)	-	-	1.0	0	0	0	1	1	0	0.00	17
2/26	YALE-G1 (W, 4-3)	-	-	3.0	1	0	0	2	4	0	0.00	57
3/4	RHODE ISLAND (W, 7-2)	-	-	4.0	3	0	0	0	4	0	0.00	60

CARSON SWILLING'S CAREER APPEARANCES

2021 - FRESHMAN YEAR

Date	Opp (Res.)	DEC	QS	IP	H	R	ER	BB	SO	HR	ERA	NP
2/19	PRESBYTERIAN (W, 14-3)	-	-	1.0	0	0	0	0	1	0	0.00	11
2/23	ALABAMA A&M (W, 18-2 [7])	-	-	1.0	0	0	0	0	2	0	0.00	15
3/6	#18 BOSTON COLLEGE (W, 16-1)	-	-	1.2	1	0	0	1	1	0	0.00	40
3/12	LITTLE ROCK (W, 7-0)	-	-	1.0	0	0	0	0	1	0	0.00	10
3/16	at Lipscomb (W, 9-7)	W	-	3.2	3	1	1	0	2	1	1.08	42
3/20	at #4 Ole Miss (L, 5-6)	-	-	1.2	2	0	0	1	3	0	0.90	45
3/27	KENTUCKY (L, 4-6)	-	-	1.0	2	1	1	1	0	0	1.64	16
4/2	at #1 Arkansas (L, 5-6)	L	-	0.2	0	1	1	2	0	0	2.31	14
4/11	#4 MISSISSIPPI STATE (L, 10-19)	-	-	2.0	2	3	3	3	1	0	3.95	40
4/13	at #20 Georgia Tech (W, 7-3)	-	-	1.0	0	0	0	0	3	0	3.68	16
4/16	at Alabama (W, 5-4)	S	-	2.0	1	1	0	0	3	0	3.24	38
4/20	SAMFORD (W, 6-4)	-	-	2.0	0	0	0	0	2	0	2.89	27
4/23	#10 FLORIDA (L, 2-4)	-	-	0.2	2	0	0	0	0	0	2.79	10
4/25	#10 FLORIDA (L, 4-6)	-	-	0.2	0	0	0	0	1	0	2.70	14
4/30	at #20 Georgia (W, 10-6 [14])	-	-	1.0	1	0	0	0	0	0	2.57	10
5/1	at #20 Georgia (W, 9-7)	S	-	3.1	5	3	3	1	5	0	3.33	67
5/6	LSU (L, 3-8)	-	-	0.2	1	0	0	0	1	0	3.24	15
5/8	LSU (W, 2-1)	-	-	0.2	1	0	0	2	1	0	3.16	22
5/15	TEXAS A&M (L, 9-11)	L	-	1.2	2	3	0	3	4	0	2.96	51
5/20	at Missouri (W, 15-6)	-	-	1.1	4	2	2	0	1	1	3.45	23
5/22	at Missouri (L, 6-7)	-	-	1.0	1	0	0	0	1	0	3.34	16

2022 - SOPHOMORE YEAR

Date	Opp (Res.)	DEC	QS	IP	H	R	ER	BB	SO	HR	ERA	NP
2/20	vs. Kansas State (W, 12-1)	-	-	1.0	0	0	0	0	1	0	0	

**SUPERLATIVES AND MISCELLANEOUS NOTES**

**STARTS BY POSITION**

**STARTING PITCHER**

Trace Bright	3	2-1
Joseph Gonzalez	3	3-0
Jordan Armstrong	2	2-0
Tommy Sheehan	2	1-1
Mason Barnett	1	1-0
Konner Copeland	1	1-0

**CATCHER**

Jake Wyandt	8	8-0
Ryan Dyal	5	3-2

**FIRST BASE**

Sonny DiChiara	12	10-2
Cam Hill	1	1-0

**SECOND BASE**

Cole Foster	13	11-2
-------------	----	------

**THIRD BASE**

Blake Rambusch	10	9-1
Garrett Farquhar	3	2-1

**SHORTSTOP**

Brody Moore	12	10-2
Garrett Farquhar	1	1-0

**LEFT FIELD**

Ryan Dyal	5	5-0
Brayton Brown	3	2-1
Bryson Ware	3	2-1
Josh Hall	2	2-0

**CENTER FIELD**

Kason Howell	13	11-2
--------------	----	------

**RIGHT FIELD**

Bryson Ware	8	8-0
Blake Rambusch	3	2-1
Josh Hall	2	1-1

**DESIGNATED HITTER**

Cam Hill	5	4-1
Ryan Dyal	3	3-0
Nate LaRue	3	2-1
Brooks Carlson	2	2-0

**2022 AUBURN & OPPONENT HIGHS**

**TEAM BATTING**

	AUBURN	OPPONENT
Runs in a game	16, two times	7, Alabama State (3/1)
Runs in an inning	9, vs. Rhode Island [1st] (G2 - 3/5)	4, Alabama State [6th] (3/1)
Most Hits in a game	17, UAB (3/2)	13, Alabama State (3/1)
Fewest Hits in a game	3, two times	1, Rhode Island (G2 - 3/5)
Hits in an inning	7, vs. Rhode Island [1st] (G2 - 3/5)	5, Alabama State (3/1)
2B in a game	5, vs. Yale (2/25)	3, Alabama State (3/1)
3B in a game	1, UAB (3/2)	1, Yale (G1 - 2/26)
HR in a game	4, vs. Rhode Island (3/6)	1, four times
SB in a game	2, four times	6, Yale (G1 - 2/26)
LOB in a game	17, vs. K-State (2/20)	13, Alabama State (3/1)
K in a game	17, vs. K-State (2/20)	19, Yale (2/25)
BB in a game	12, vs. Rhode Island (G1 - 3/5)	9, Yale (G2 - 2/26)

**TEAM PITCHING**

	AUBURN	OPPONENT
K in a game	19, vs. Yale (2/25)	17, K-State (2/20)
BB in a game	9, vs. Yale (G2 - 2/26)	12, Rhode Island (G1 - 3/5)
Pitchers used	8, vs. Yale (G2 - 2/26)	10, UAB (3/2)
Total Quality Starts	3	1

**TEAM FIELDING**

	AUBURN	OPPONENT
Errors in a game	1, four times	5, Alabama State (3/1)
DP turned in a game	2, vs. Oklahoma (2/18)	2, two times

**IND. BATTING**

	AUBURN	OPPONENT
Hits in a game	3, 11 times	3, three times
Runs in a game	4, Rambusch vs. KSU (2/20)	3, Blohowiak [Yale] (G2 - 2/26)
2B in a game	2, four times	2, three times
3B in a game	1, Ware vs. UAB (3/2)	1, Swank [Yale] (G1 - 2/26)
HR in a game	1, 15 times	1, four times
RBI in a game	6, Ware, two times	2, three times
XBH in a game	3, Ware vs. UAB (3/2)	2, four times
SB in a game	2, Rambusch, two times	3, Swank [Yale] (G1 - 2/26)
BB in a game	3, two times	2, seven times
HBP in a game	2, three times	2, two times
K in a game	3, five times	4, three times
Hitting Streak	8, DiChiara (2/18-3/1)	3, Chatfield [Yale]
Consec. G w/HR	3, DiChiara vs. Troy/Yale (2/23-25)	--

**IND. PITCHING**

	AUBURN	OPPONENT
K by a starter	11, Armstrong vs. Yale (2/25)	4, three times
K by a reliever	5, three times	6, two times
BB by a starter	3, three times	5, Picone [URI] (G1 - 3/5)
BB by a reliever	2, nine times	6, Capell [Yale] (G2 - 2/26)
IP by a starter	6.2, Gonzalez vs. URI (G1 - 3/5)	6.0, Shaw [Yale] (G2 - 2/26)
IP by a reliever	4.0, Armstrong vs. OU (2/18)	4.0, three times

**MISCELLANEOUS**

	AUBURN
Biggest comeback win	3, vs. Yale (2/25)
Biggest blown lead loss	1, vs. Yale (G2 - 2/26)
Largest margin of victory	16, vs. Rhode Island (G1 - 3/5)
Largest margin of defeat	3, vs. Oklahoma (2/18)
Longest game, Time	3:52, vs. Alabama State (3/1)
Longest game, Time (9 inn)	3:52, vs. Alabama State (3/1)
Shortest game, Time (9 inn)	2:43, vs. Texas Tech (2/19)
Longest game, Innings	10, vs. Yale (G2 - 2/26)
Largest crowd, Home	3,759, vs. Troy (2/23)
Largest crowd, Road	--
Largest crowd, Neutral	10,515, vs. Texas Tech (2/19)

**STARTS BY ORDER**

**LEADOFF**

Blake Rambusch	13	11-2
----------------	----	------

**2ND SPOT**

Kason Howell	7	6-1
Brody Moore	6	5-1

**3RD SPOT**

Sonny DiChiara	11	10-1
Ryan Dyal	1	0-1
Cam Hill	1	1-0

**CLEANUP**

Ryan Dyal	7	6-1
Cam Hill	3	3-0
Brooks Carlson	2	2-0
Sonny DiChiara	1	0-1

**5TH SPOT**

Brody Moore	4	3-1
Nate LaRue	3	2-1
Bryson Ware	3	3-0
Kason Howell	2	2-0
Cole Foster	1	1-0

**6TH SPOT**

Bryson Ware	6	5-1
Ryan Dyal	2	2-0
Kason Howell	2	1-1
Garrett Farquhar	1	1-0
Cole Foster	1	1-0
Brody Moore	1	1-0

**7TH SPOT**

Cole Foster	4	4-0
Cam Hill	2	1-1
Ryan Dyal	2	2-0
Bryson Ware	2	2-0
Brayton Brown	1	0-1
Kason Howell	1	1-0
Brody Moore	1	1-0

**8TH SPOT**

Cole Foster	7	5-2
Brayton Brown	2	2-0
Garrett Farquhar	2	2-0
Ryan Dyal	1	1-0
Kason Howell	1	1-0

**9TH SPOT**

Jake Wyandt	8	8-0
Josh Hall	4	3-1
Garrett Farquhar	1	0-1

## PITCHING NOTES

### 2022 BULLPEN BY NUMBERS

Total App.....	47
Saves/Opp.....	3/5
IR/IRS.....	18/8
BA Against.....	.148
ERA.....	2.37

### SAVES/OPP

Blake Burkhalter.....	2/2
Parker Carlson.....	0/1
Hayden Mullins.....	0/1
Tommy Sheehan.....	1/1

### INHERITED RUNNERS/SCORED

John Armstrong.....	9/6
Ben Bosse.....	1/0
Blake Burkhalter.....	1/0
Tyler Drabick.....	1/0
Brooks Fuller.....	2/0
Cade Granzow.....	2/2
Carson Swilling.....	2/0

### 1ST BATTER FACED/RETIRED

Chase Allsup.....	3/2
John Armstrong.....	5/5
Jordan Armstrong.....	1/1
Mason Barnett.....	3/2
Ben Bosse.....	3/2
Blake Burkhalter.....	3/3
Parker Carlson.....	2/2
Tyler Drabick.....	0/1
Brooks Fuller.....	2/1
Cade Granzow.....	3/2
Nate LaRue.....	2/1
Hayden Mullins.....	3/1
Carson Skipper.....	2/2
Carson Swilling.....	3/2
Garrett Wade.....	3/2

### RELIEF ERA

Chase Allsup.....	0.00
John Armstrong.....	0.00
Jordan Armstrong.....	0.00
Mason Barnett.....	0.00
Cade Granzow.....	0.00
Cam Hill.....	0.00
Nate LaRue.....	0.00
Tommy Sheehan.....	0.00
Carson Skipper.....	0.00
Blake Burkhalter.....	1.23
Ben Bosse.....	3.00
Carson Swilling.....	3.00
Tyler Drabick.....	3.38
Parker Carlson.....	3.60
Hayden Mullins.....	8.31
Garrett Wade.....	10.80
Brooks Fuller.....	27.00

2022 Auburn Baseball  
Team Game-by-Game for Auburn (as of Mar 06, 2022)  
Pitching (All games)

Date	Opponent	ip	h	r	er	bb	so	2b	3b	hr	wp	bk	hbp	dp	ibb	score	w-l	sv	era
Feb 18	vs Oklahoma	8.0	4	3	3	5	7	1	0	1	1	0	3	2	0	0-3	0-1	0	3.38
Feb 19	vs Texas Tech	9.0	3	1	1	7	8	0	0	0	1	0	1	1	0	2-1	1-1	1	2.12
Feb 20	vs Kansas State	9.0	3	1	0	3	10	0	0	0	0	0	0	1	0	12-1	2-1	1	1.38
Feb 23	TROY	9.0	5	1	1	4	7	0	0	0	1	0	0	0	0	13-1	3-1	1	1.29
Feb 25	YALE	9.0	4	0	0	3	19	0	0	0	2	0	1	1	0	9-0	4-1	1	1.02
Feb 26	YALE	9.0	9	3	3	3	8	2	1	0	1	0	0	0	0	4-3	5-1	1	1.36
Feb 26	YALE	10.0	8	5	5	9	12	2	0	1	4	0	0	0	0	4-5	5-2	1	1.86
Mar 01	ALABAMA STATE	9.0	13	7	6	8	12	3	0	0	3	0	1	1	0	13-7	6-2	1	2.38
Mar 02	UAB	9.0	3	1	1	2	11	1	0	0	0	0	1	1	0	16-1	7-2	1	2.22
Mar 04	RHODE ISLAND	9.0	8	2	2	2	11	2	0	1	0	0	0	0	0	7-2	8-2	2	2.20
Mar 05	RHODE ISLAND	9.0	5	0	0	2	11	0	0	0	0	0	2	1	0	16-0	9-2	2	2.00
Mar 05	RHODE ISLAND	7.0	1	0	0	0	10	0	0	0	1	0	0	1	0	12-0	10-2	2	1.87
Mar 06	RHODE ISLAND	9.0	3	1	1	4	14	0	0	1	0	0	1	0	0	14-1	11-2	3	1.80
Totals		115.0	69	25	23	52	140	11	1	4	14	0	10	9	0	122-25	11-2	3	1.80

### AUBURN STARTING PITCHER BREAKDOWN

Starter	GS	Quality Starts	Run Support	RS/Start	Auburn Record
Bright	3	2	23	7.7	2-1
Gonzalez	3	1	13	4.3	3-0
Sheehan	2	0	4	2.0	1-1
Armstrong	2	0	8	4.0	2-0
Barnett	1	0	11	11.0	1-0
Copeland	1	0	7	7.0	1-0
Mullins	1	0	3	3.0	1-0

Auburn Overall Rankings			Auburn SEC-Only Rankings		
Category	Rank	No.	Category	Rank	No.
ERA	1.80	3rd	ERA	--	--
Opp BA	.175	3rd	Opp BA	--	--
Hits Allowed	69	4th	Hits Allowed	--	--
Walks	52	14th	Walks	--	--
Strikeouts	140	T-2nd	Strikeouts	--	--

### AUBURN PITCHING BREAKDOWN

	W-L	ERA	IP	H	R	ER	BB	K	HR	AVG	W-L	ERA	IP	H	R	ER	BB	K	HR	AVG	
STARTERS	6-0	1.16	54.1	39	9	7	19	64	1	.203	HOME	9-1	1.92	89.0	59	200	19	37	115	3	.187
RELIEVERS	5-2	2.37	60.2	30	16	16	33	76	3	.148	ROAD	--	--	--	--	--	--	--	--	--	--
TOTALS	11-2	1.80	115.0	69	25	23	52	140	4	.175	NEUT.	2-1	1.38	26.0	10	5	4	15	25	1	.127

**HITTING NOTES**

**2022 MULTI-HIT GAMES**

	2	3	4	5+	Total
Sonny DiChiara	5	1	-	-	6
Blake Rambusch	2	3	-	-	5
Ryan Dyal	4	-	-	-	4
Kason Howell	-	4	-	-	4
Brody Moore	4	-	-	-	4
Bryson Ware	2	2	-	-	4
Cam Hill	1	1	-	-	2
Jake Wyandt	2	-	-	-	2
Garrett Farquhar	1	-	-	-	1
Cole Foster	1	-	-	-	1
Josh Hall	1	-	-	-	1

**CAREER AUBURN MULTI-HIT GAMES**

	2	3	4	5+	Total
Kason Howell	27	9	-	-	36
Brody Moore	20	5	2	-	27
Bryson Ware	9	4	-	-	13
Cam Hill	8	4	-	-	12
Garrett Farquhar	7	1	-	-	8
Sonny DiChiara	5	1	-	-	6
Josh Hall	5	1	-	-	6
Ryan Dyal	5	-	-	-	5
Blake Rambusch	2	3	-	-	5
Cole Foster	2	-	-	-	2
Nate LaRue	2	-	-	-	2
Jake Wyandt	2	-	-	-	2
Brayton Brown	1	-	-	-	1

**2022 MULTI-RBI GAMES**

	2	3	4	5+	Total
Ryan Dyal	2	2	1	-	5
Kason Howell	5	-	-	-	5
Cole Foster	2	1	1	-	4
Sonny DiChiara	2	-	1	-	3
Blake Rambusch	3	-	-	-	3
Jake Wyandt	1	1	1	-	3
Cam Hill	2	-	-	-	2
Bryson Ware	-	-	2	-	2
Mike Bello	1	-	-	-	1
Brayton Brown	-	1	-	-	1
Brooks Carlson	1	-	-	-	1
Garrett Farquhar	1	-	-	-	1
Nate LaRue	1	-	-	-	1

**CAREER AUBURN MULTI-RBI GAMES**

	2	3	4	5+	Total
Kason Howell	8	6	-	1	15
Brody Moore	10	-	-	1	11
Cam Hill	4	3	1	-	8
Bryson Ware	4	-	2	2	8
Ryan Dyal	4	2	1	-	7
Brayton Brown	2	2	-	-	4
Garrett Farquhar	2	1	1	-	4
Cole Foster	2	1	1	-	4
Sonny DiChiara	2	-	1	-	3
Blake Rambusch	3	-	-	-	3
Jake Wyandt	1	1	1	-	3
Josh Hall	1	1	-	-	2
Nate LaRue	2	-	-	-	2
Mike Bello	1	-	-	-	1
Brooks Carlson	1	-	-	-	1
Bobby Peirce	1	-	-	-	1

**CAREER AUBURN STARTS**

	Career	Consec.
Kason Howell	137	61
Brody Moore	79	4
Bryson Ware	48	6
Cam Hill	36	2
Ryan Dyal	35	13
Garrett Farquhar	19	1
Cole Foster	17	13
Nate LaRue	16	-
Brayton Brown	14	-
Josh Hall	14	-
Blake Rambusch	13	13
Sonny DiChiara	12	-
Jake Wyandt	8	3
Brooks Carlson	2	1

**TEAM NOTES**

Auburn Overall SEC Rankings			Auburn SEC-Only Rankings		
Category	Rank	No.	Category	Rank	No.
Avg.	.306	6th	Avg.	--	--
Hits	132	T-3rd	Hits	--	--
2B	31	3rd	2B	--	--
HR	15	T-6th	HR	--	--
BB	74	2nd	BB	--	--

**2022 AUBURN HOME RUNS**

No.	Player (#)	Opponent (Date)	On	Outs	Inn.	Pitcher
1	Ware (1)	Troy (2/23)	3	2	1	Fletcher (R)
2	DiChiara (1)	Troy (2/23)	2	1	2	Pettys (L)
3	DiChiara (2)	Yale (2/25)	1	1	1	Kipp (R)
4	DiChiara (3)	Yale (G1 - 2/26)	0	2	5	Walsh (R)
5	Howell (1)	Yale (G1 - 2/26)	0	0	9	Easterly (L)
6	Rambusch (1)	Yale (G2 - 2/26)	0	0	8	Capell (R)
7	Foster (1)	Alabama State (3/1)	2	1	2	A. Melendez (L)
8	DiChiara (4)	Alabama State (3/1)	0	0	7	O. Melendez (L)
9	DiChiara (5)	Rhode Island (3/4)	1	1	3	Twitchell (R)
10	Rambusch (2)	Rhode Island (G1 - 3/5)	0	0	1	Picone (R)
11	Dyal (1)	Rhode Island (G1 - 3/5)	1	2	4	Diaz (R)
12	Wyandt (1)	Rhode Island (3/6)	2	2	2	Levesque (L)
13	Carlson (1)	Rhode Island (3/6)	1	0	5	Brutti (R)
14	Dyal (2)	Rhode Island (3/6)	3	1	6	Morrison (R)
15	Farquhar (1)	Rhode Island (3/6)	1	2	7	Morrison (R)

**AUBURN HITTING STREAKS**

	Current	'22	Career
Mike Bello	-	1	1
Brayton Brown	1	1	3
Luke Burk	-	1	1
Brooks Carlson	1	1	1
Sonny DiChiara	1	8	8
Ryan Dyal	4	4	4
Garrett Farquhar	3	3	3
Cole Foster	-	6	6
Josh Hall	-	3	4
Cam Hill	2	2	4
Kason Howell	6	6	6
Mason Land	2	2	2
Nate LaRue	-	2	2
Brody Moore	1	5	8
Bobby Peirce	-	1	1
Blake Rambusch	3	3	3
Bryson Ware	1	3	6
Jake Wyandt	4	4	4

**AUBURN REACHED BASE STREAKS**

	Current	'22	Career
Mike Bello	-	1	1
Luke Burk	-	1	1
Brayton Brown	2	2	4
Brooks Carlson	3	3	3
Ryan Dyal	12	12	12
Sonny DiChiara	12	12	12
Garrett Farquhar	4	4	4
Cole Foster	7	7	7
Josh Hall	-	3	5
Cam Hill	2	2	8
Kason Howell	11	11	17
Mason Land	3	3	3
Nate LaRue	-	4	7
Brody Moore	3	6	11
Bobby Peirce	-	1	1
Blake Rambusch	11	11	11
Bryson Ware	5	5	6
Jake Wyandt	4	4	4

**BUNT HITS**

Player	No.
Josh Hall	1
Blake Rambusch	1
<b>TOTAL</b>	<b>2</b>

**SAC BUNTS**

Player	No.
Brayton Brown	1
Brody Moore	1
Kason Howell	1
<b>TOTAL</b>	<b>3</b>

**SAC FLIES**

Player	No.
Nate LaRue	3
Blake Rambusch	3
Kason Howell	2
Sonny DiChiara	1
Ryan Dyal	1
Cam Hill	1
Brody Moss	1
Jake Wyandt	1
<b>TOTAL</b>	<b>13</b>

**OUTFIELD ASSISTS**

Player	No.
Ryan Dyal	2
Bryson Ware	1
<b>TOTAL</b>	<b>3</b>

**PINCH HITS**

Player	No.
Mike Bello	1
Luke Burk	1
Brooks Carlson	1
Garrett Farquhar	1
Mason Land	1
<b>TOTAL</b>	<b>5</b>

**AUBURN CAREER HOME RUN BREAKDOWN**

	1R	2R	3R	GS	Career	Home	Road	Last
Brown	2	--	1	--	3	2	1	3/21/21
Carlson	--	1	--	--	1	1	--	3/6/22
DiChiara	2	2	1	--	5	5	0	3/4/22
Dyal	2	2	--	1	5	4	1	3/6/22
Farquhar	--	1	--	--	1	1	--	3/6/22
Foster	--	--	1	--	1	1	--	3/1/22
Hill	2	2	--	1	5	5	--	4/25/21
Howell	4	3	1	--	8	2	6	2/26/22
LaRue	2	--	--	--	2	2	--	5/18/21
Moore	1	1	--	--	2	1	1	4/1/21
Rambusch	2	--	--	--	2	2	--	3/5/22
Ware	2	4	--	1	7	5	2	2/23/22
Wyandt	--	--	1	--	1	1	--	3/6/22



**AUBURN 2022 GAME-BY-GAME STARTING LINEUPS**

DATE	OPP	1	2	3	4	5	6	7	8	9	SP
2/18	vs. Oklahoma	Rambusch	Howell	Dyal	DiChiara	Moore	Ware	Hill	Foster	Farquhar	Sheehan
2/19	vs. Texas Tech	Rambusch	Moore	DiChiara	Dyal	Howell	Ware	Foster	Farquhar	Wyandt	Gonzalez
2/20	vs. Kansas State	Rambusch	Moore	DiChiara	Dyal	LaRue	Howell	Foster	Brown	Hall	Bright
2/23	Troy	Rambusch	Howell	DiChiara	Dyal	Moore	Ware	Foster	Brown	Wyandt	Sheehan
2/25	Yale	Rambusch	Moore	DiChiara	Dyal	LaRue	Ware	Foster	Howell	Hall	Armstrong
2/26	Yale	Rambusch	Moore	DiChiara	Dyal	Ware	Foster	Howell	Farquhar	Wyandt	Gonzalez
2/27	Yale	Rambusch	Moore	DiChiara	Dyal	LaRue	Howell	Brown	Foster	Hall	Bright
3/1	Alabama State	Rambusch	Moore	DiChiara	Dyal	Howell	Ware	Hill	Foster	Wyandt	Copeland
3/2	UAB	Rambusch	Howell	DiChiara	Hill	Foster	Farquhar	Ware	Dyal	Wyandt	Barnett
3/4	Rhode Island	Rambusch	Howell	DiChiara	Hill	Moore	Ware	Dyal	Foster	Hall	Armstrong
3/5	Rhode Island - Gm 1	Rambusch	Howell	DiChiara	Carlson	Ware	Dyal	Moore	Foster	Wyandt	Gonzalez
3/5	Rhode Island - Gm 2	Rambusch	Howell	DiChiara	Hill	Ware	Moore	Dyal	Foster	Wyandt	Bright
3/6	Rhode Island	Rambusch	Howell	Hill	Carlson	Moore	Dyal	Ware	Foster	Wyandt	Mullins
3/8	vs. Tennessee Tech										
3/11	Middle Tennessee										
3/12	Middle Tennessee										
3/13	Middle Tennessee										
3/15	Kennesaw State										
3/17	Ole Miss*										
3/18	Ole Miss*										
3/19	Ole Miss*										
3/22	vs. South Alabama										
3/25	at Texas A&M*										
3/26	at Texas A&M*										
3/27	at Texas A&M*										
3/29	Jacksonville State										
3/31	at LSU*										
4/1	at LSU*										
4/2	at LSU*										
4/5	at UAB										
4/8	Vanderbilt*										
4/9	Vanderbilt*										
4/10	Vanderbilt*										
4/12	Samford										
4/14	at Mississippi State*										
4/15	at Mississippi State*										
4/16	at Mississippi State*										
4/19	Alabama State										
4/22	South Carolina*										
4/23	South Carolina*										
4/24	South Carolina*										
4/26	at Jacksonville State										
4/29	at Tennessee*										
4/30	at Tennessee*										
5/1	at Tennessee*										
5/6	Arkansas*										
5/7	Arkansas*										
5/8	Arkansas*										
5/10	at Troy										
5/13	Alabama*										
5/14	Alabama*										
5/15	Alabama*										
5/17	at Samford										
5/19	at Kentucky*										
5/20	at Kentucky*										
5/21	at Kentucky*										

\* - SEC Game

**AUBURN 2021 GAME-BY-GAME STARTERS**

DATE	OPP	SP	C	1B	2B	3B	SS	LF	CF	RF	DH
2/18	vs. Oklahoma	Sheehan	Dyal	DiChiara	Foster	Farquhar	Moore	Ware	Howell	Rambusch	Hill
2/19	vs. Texas Tech	Gonzalez	Wyandt	DiChiara	Foster	Farquhar	Moore	Ware	Howell	Rambusch	Dyal
2/20	vs. Kansas State	Bright	Dyal	DiChiara	Foster	Rambusch	Moore	Brown	Howell	Hall	LaRue
2/23	Troy	Sheehan	Wyandt	DiChiara	Foster	Rambusch	Moore	Brown	Howell	Ware	Dyal
2/25	Yale	Armstrong	Dyal	DiChiara	Foster	Rambusch	Moore	Hall	Howell	Ware	LaRue
2/26	Yale	Gonzalez	Wyandt	DiChiara	Foster	Farquhar	Moore	Ware	Howell	Rambusch	Dyal
2/27	Yale	Bright	Dyal	DiChiara	Foster	Rambusch	Moore	Brown	Howell	Hall	LaRue
3/1	Alabama State	Copeland	Wyandt	DiChiara	Foster	Rambusch	Moore	Dyal	Howell	Ware	Hill
3/2	UAB	Barnett	Wyandt	DiChiara	Foster	Rambusch	Farquhar	Dyal	Howell	Ware	Hill
3/4	Rhode Island	Armstrong	Dyal	DiChiara	Foster	Rambusch	Moore	Hall	Howell	Ware	Hill
3/5	Rhode Island - Gm 1	Gonzalez	Wyandt	DiChiara	Foster	Rambusch	Moore	Dyal	Howell	Ware	Carlson
3/5	Rhode Island - Gm 2	Bright	Wyandt	DiChiara	Foster	Rambusch	Moore	Dyal	Howell	Ware	Hill
3/6	Rhode Island	Mullins	Wyandt	Hill	Foster	Rambusch	Moore	Dyal	Howell	Ware	Carlson
3/8	vs. Tennessee Tech										
3/11	Middle Tennessee										
3/12	Middle Tennessee										
3/13	Middle Tennessee										
3/15	Kennesaw State										
3/17	Ole Miss*										
3/18	Ole Miss*										
3/19	Ole Miss*										
3/22	vs. South Alabama										
3/25	at Texas A&M*										
3/26	at Texas A&M*										
3/27	at Texas A&M*										
3/29	Jacksonville State										
3/31	at LSU*										
4/1	at LSU*										
4/2	at LSU*										
4/5	at UAB										
4/8	Vanderbilt*										
4/9	Vanderbilt*										
4/10	Vanderbilt*										
4/12	Samford										
4/14	at Mississippi State*										
4/15	at Mississippi State*										
4/16	at Mississippi State*										
4/19	Alabama State										
4/22	South Carolina*										
4/23	South Carolina*										
4/24	South Carolina*										
4/26	at Jacksonville State										
4/29	at Tennessee*										
4/30	at Tennessee*										
5/1	at Tennessee*										
5/6	Arkansas*										
5/7	Arkansas*										
5/8	Arkansas*										
5/10	at Troy										
5/13	Alabama*										
5/14	Alabama*										
5/15	Alabama*										
5/17	at Samford										
5/19	at Kentucky*										
5/20	at Kentucky*										
5/21	at Kentucky*										

\* - SEC Game

**OVERALL STATS**



**2022 Auburn Baseball  
Overall Statistics for Auburn (as of Mar 06, 2022)  
(All games Sorted by Batting avg)**



Record: 11-2 Home: 9-1 Away: 0-0 Neutral: 2-1 SEC: 0-0

Player	avg	gp-gs	ab	r	h	2b	3b	hr	rbi	tb	slg%	bb	hp	so	gdp	ob%	sf	sh	sb-att	po	a	e	fld%	
17 DiChiara, Sonny	.472	12-12	36	16	17	7	0	5	11	39	1.083	11	4	4	0	.615	1	0	0-0	74	3	0	1.000	
5 Howell, Kason	.362	13-13	47	10	17	4	0	1	14	24	.511	6	3	8	0	.448	2	1	3-3	32	0	0	1.000	
1 Rambusch, Blake	.360	13-13	50	15	18	1	0	2	9	25	.500	6	4	7	0	.444	3	0	5-8	9	20	0	1.000	
16 Hill, Cam	.333	8-6	21	8	7	2	0	0	6	9	.429	4	0	5	0	.423	1	0	0-0	8	0	0	1.000	
6 Dyal, Ryan	.300	13-13	40	15	12	4	0	2	16	22	.550	8	6	12	1	.473	1	0	0-0	60	3	2	.969	
8 Ware, Bryson	.293	13-11	41	12	12	5	1	1	13	22	.537	4	1	11	0	.370	0	0	3-3	19	1	0	1.000	
4 Moore, Brody	.279	12-12	43	15	12	3	0	0	0	15	.349	7	1	7	1	.392	0	1	0-0	11	17	0	1.000	
7 Foster, Cole	.270	13-13	37	6	10	2	0	1	17	15	.405	11	3	12	0	.471	0	0	0-1	17	31	1	.980	
50 Wyandt, Jake	.240	9-8	25	5	6	0	0	1	10	9	.360	3	1	11	0	.333	1	0	1-1	74	3	0	1.000	
-----																								
37 Land, Mason	.667	6-0	3	1	2	0	0	0	0	2	.667	3	0	0	0	.833	0	0	0-0	0	3	0	1.000	
31 Bello, Mike	.400	7-0	5	0	2	1	0	0	2	3	.600	0	0	1	0	.400	0	0	0-0	3	0	0	1.000	
2 Hall, Josh	.250	8-4	16	3	4	1	0	0	0	5	.313	3	0	7	0	.368	0	0	1-1	2	0	0	1.000	
19 Carlson, Brooks	.250	3-2	8	5	2	0	0	1	2	5	.625	2	0	2	0	.400	0	0	0-0	0	0	0	.000	
27 Peirce, Bobby	.250	4-0	4	0	1	0	0	0	1	1	.250	0	0	2	0	.250	0	0	0-0	0	0	0	.000	
28 LaRue, Nate	.214	8-3	14	3	3	0	0	0	4	3	.214	2	0	9	0	.263	3	0	0-0	13	1	0	1.000	
11 Farquhar, Garrett	.200	12-4	20	5	4	1	0	1	4	8	.400	2	1	1	1	.304	0	0	0-0	4	11	0	1.000	
3 Brown, Brayton	.167	6-3	12	2	2	0	0	0	3	2	.167	2	2	7	0	.375	0	1	0-0	5	0	0	1.000	
51 Burk, Luke	.143	6-0	7	1	1	0	0	0	0	1	.143	0	0	6	0	.143	0	0	0-0	11	0	0	1.000	
72 Moss, Brody	.000	3-0	2	0	0	0	0	0	1	0	.000	0	0	1	0	.000	1	0	0-0	0	1	0	1.000	
13 Schorr, Ben	.000	1-0	0	0	0	0	0	0	0	0	.000	0	0	0	0	.000	0	0	0-0	1	0	0	1.000	
Totals	.306	13	431	122	132	31	1	15	113	210	.487	74	26	113	3	.426	13	3	13-17	345	109	4	.991	
Opponents	.175	13	395	25	69	11	1	4	21	94	.238	52	10	140	5	.285	3	2	10-10	318	105	15	.966	

LOB - Team (108), Opp (93). DPs turned - Team (9), Opp (6). CI - Team (1), Dyal, R. 1, Opp (1). IBB - Team (5), DiChiara, S. 3, Dyal, R. 1, Hill, C. 1.

**(All games Sorted by Earned run avg)**

Player	era	w-l	app	gs	cg	sho	sv	ip	h	r	er	bb	so	2b	3b	hr	b/avg	wp	hp	bk	sfa	sha
21 Bright, Trace	0.00	2-0	3	3	0	0/1	0	17.0	6	1	0	5	19	0	0	0	.109	1	0	0	0	0
52 Armstrong, Jordan	1.46	1-0	3	2	0	0/1	0	12.1	9	2	2	4	19	2	0	1	.200	1	3	0	0	0
45 Gonzalez, Joseph	1.84	2-0	3	3	0	0/1	0	14.2	15	3	3	4	15	1	1	0	.283	1	2	0	1	1
-----																						
29 Skipper, Carson	0.00	1-0	3	0	0	0/0	0	8.0	4	0	0	3	9	2	0	0	.143	0	0	0	0	0
41 Armstrong, John	0.00	0-0	5	0	0	0/1	0	3.2	2	0	0	1	6	1	0	0	.182	2	0	0	1	0
9 Granzow, Cade	0.00	0-0	4	0	0	0/1	0	3.2	3	0	0	1	4	0	0	0	.250	2	1	0	0	0
28 LaRue, Nate	0.00	0-0	2	0	0	0/0	0	3.0	3	0	0	2	3	0	0	0	.273	0	0	0	0	0
46 Allsup, Chase	0.00	0-0	3	0	0	0/1	0	3.0	0	0	0	3	7	0	0	0	.000	1	0	0	0	0
54 Copeland, Konner	0.00	0-0	1	1	0	0/0	0	2.1	5	1	0	2	1	0	0	0	.455	0	0	0	0	0
16 Hill, Cam	0.00	0-0	1	0	0	0/1	0	1.0	0	0	0	0	1	0	0	0	.000	0	1	0	0	0
18 Barnett, Mason	1.12	1-0	4	1	0	0/0	0	8.0	3	1	1	2	8	1	0	0	.115	0	0	0	1	0
40 Burkhalter, Blake	1.23	1-0	4	0	0	0/0	2	7.1	3	1	1	0	9	1	0	0	.120	0	0	0	0	0
47 Sheehan, Tommy	1.29	0-0	3	2	0	0/0	1	7.0	2	1	1	5	7	0	0	0	.087	2	0	0	0	0
34 Bosse, Ben	3.00	0-0	4	0	0	0/2	0	3.0	0	1	1	2	4	0	0	0	.000	2	0	0	0	0
32 Swilling, Carson	3.00	0-1	3	0	0	0/1	0	3.0	0	1	1	3	3	0	0	0	.000	0	0	0	0	0
57 Drabick, Tyler	3.38	1-0	2	0	0	0/1	0	2.2	1	1	1	3	6	1	0	0	.111	2	1	0	0	0
23 Carlson, Parker	3.60	1-0	3	0	0	0/0	0	5.0	4	2	2	1	6	0	0	2	.211	0	0	0	0	0
20 Mullins, Hayden	4.91	1-1	4	1	0	0/0	0	7.1	5	4	4	5	8	1	0	1	.200	0	2	0	0	1
22 Wade, Garrett	10.80	0-0	3	0	0	0/0	0	1.2	0	2	2	3	3	0	0	0	.000	0	0	0	0	0
14 Fuller, Brooks	27.00	0-0	2	0	0	0/0	0	1.1	4	4	4	3	2	1	0	0	.500	0	0	0	0	0
Totals	1.80	11-2	13	13	0	3/3	3	115.0	69	25	23	52	140	11	1	4	.175	14	10	0	3	2
Opponents	8.15	2-11	13	13	0	1/1	1	106.0	132	122	96	74	113	31	1	15	.306	24	26	3	13	3

PB - Team (1), Dyal, R. 1, Opp (7). Pickoffs - Team (1), Mullins, H. 1. SBA/ATT - Wyandt, J. (6-6), Dyal, R. (4-4), Barnett, M. (3-3), Gonzalez, J. (2-2), Armstrong, J (1-1), Sheehan, T. (1-1), Skipper, C. (1-1), Bright, T. (1-1), Armstrong (1-1).

**GAME SUMMARY**



**2022 Auburn Baseball  
Games Summary for Auburn (as of Mar 06, 2022)  
(All games)**



Score by innings	1	2	3	4	5	6	7	8	9	EX	Total
Auburn	17	19	17	14	16	19	8	10	1	1	122
Opponents	6	2	1	0	2	5	4	2	1	2	25

**Record when ...**

Overall	11-2	After 6 leading	10-0
Conference	0-0	..... trailing	0-0
Non-Conference	11-2	..... tied	1-2
Home games	9-1	After 7 leading	9-1
Away games	0-0	..... trailing	0-1
Neutral site	2-1	..... tied	1-0
Day games	6-2	After 8 leading	9-1
Night games	5-0	..... trailing	0-1
vs Left starter	2-1	..... tied	1-0
vs Right starter	9-1		
1-Run games	2-1	Hit 0 home runs	4-1
2-Run games	0-0	... 1 home run	2-1
5+Run games	9-0	... 2+ home runs	5-0
Extra innings	0-1		
Shutouts	3-1	Opponent 0 home runs	9-0
		..... 1 home run	2-2
Scoring 0-2 runs	1-1	..... 2+ HRs	0-0
..... 3-5 runs	1-1		
..... 6-9 runs	2-0	Made 0 errors	8-1
..... 10+ runs	7-0	.... 1 error	3-1
		.... 2+ errors	0-0
Opponent 0-2 runs	9-0		
..... 3-5 runs	1-2	Opp. made 0 errors	4-1
..... 6-9 runs	1-0	..... 1 error	3-1
..... 10+ runs	0-0	..... 2+ errors	4-0
Scored in 1st inning	5-0	Out-hit opponent	8-0
Opp. scored in 1st	6-0	Out-hit by opponent	2-2
Scores first	6-0	Hits are tied	1-0
Opp. scores first	5-2		

**Record when team scores:**

Runs	0	1	2	3	4	5	6	7	8	9	10+
W-L	0-1	0-0	1-0	0-0	1-1	0-0	0-0	1-0	0-0	1-0	7-0

**Record when opponent scores:**

Runs	0	1	2	3	4	5	6	7	8	9	10+
W-L	3-0	5-0	1-0	1-1	0-0	0-1	0-0	1-0	0-0	0-0	0-0

**Record when leading after:**

Inn.	1	2	3	4	5	6	7	8
W-L	4-0	8-0	9-0	10-0	10-0	10-0	9-1	9-1

**Record when trailing after:**

Inn.	1	2	3	4	5	6	7	8
W-L	4-0	2-0	1-0	1-0	0-0	0-0	0-1	0-1

**Record when tied after:**

Inn.	1	2	3	4	5	6	7	8
W-L	3-2	1-2	1-2	0-2	1-2	1-2	1-0	1-0

Current winning streak: 6  
 Longest winning streak: 6  
 Longest losing streak: 1

Home attendance : 34685 ( 10 dates avg = 3468 )  
 Away attendance : 0 ( 3 dates avg = 0 )  
 Total attendance: 34685 ( 13 dates avg = 2668 )

# TV/RADIO ROSTER



1 BLAKE RAMBUSCH



2 JOSH HALL



3 BRAYTON BROWN



4 BRODY MOORE




5 KASON HOWELL



6 RYAN DYAL



7 COLE FOSTER



8 BRYSON WARE



9 CADE GRANZOW



11 GARRETT FARQUHAR



13 BEN SCHORR



14 BROOKS FULLER



16 CAM HILL



17 SONNY DICHIARO



18 MASON BARNETT



19 BROOKS CARLSON



20 HAYDEN MULLINS



21 TRACE BRIGHT




22 GARRETT WADE



23 PARKER CARLSON



27 BOBBY PEIRCE



28 NATE LARUE




29 CARSON SKIPPER



31 MIKE BELLO



32 CARSON SWILLING




34 BEN BOSSE



37 MASON LAND



40 BLAKE BURKHALTER



41 JOHN ARMSTRONG



43 CHASE ISBELL



44 GRANT NEWTON



45 JOSEPH GONZALEZ



46 CHASE ALLSUP



47 TOMMY SHEEHAN



50 JAKE WYANDT



51 LUKE BURK



52 JORDAN ARMSTRONG



54 KONNER COPELAND



57 TYLER DRABICK



72 BRODY MOSS



30 BUTCH THOMPSON



35 KARL NONEMAKER



39 GABE GROSS



15 TIM HUDSON