



2021-22 AUBURN MEN'S BASKETBALL

SCHEDULE/RESULTS

Overall: 25-4 • Home: 15-0 • Away: 7-3 • Neutral: 3-1
SEC: 13-3 • Home: 8-0 • Away: 5-3

DATE	OPPONENT	TIME (CT)/RESULT
Nov. 5	SOUTHERN INDIANA (EXH.)	W, 68-54
Nov. 9	MOREHEAD STATE (SEC Network+)	W, 77-54
Nov. 12	ULM (SEC Network+)	W, 93-65
Nov. 19	at USF (ESPN+)	W, 58-52
Nov. 24	! vs. #22/21 UConn (ESPN)	L, 109-115 (2OT)
Nov. 25	! vs. Loyola Chicago (ESPN2)	W, 62-53
Nov. 26	! vs. Syracuse (ESPN2)	W, 89-68
Dec. 1	UCF (SEC Network+)	W, 85-68
Dec. 4	YALE (ESPN)	W, 86-64
Dec. 11	% Nebraska (ESPN2)	W, 99-68
Dec. 14	NORTH ALABAMA (SEC Network)	W, 70-44
Dec. 18	at Saint Louis (CBS Sports Network)	W, 74-70
Dec. 22	MURRAY STATE (SEC Network)	W, 71-58
Dec. 29	* #16/16 LSU (ESPN2)	W, 70-55
Jan. 4	* at South Carolina (SEC Network)	W, 81-66
Jan. 8	* FLORIDA (ESPN2)	W, 85-73
Jan. 11	* at #24/25 Alabama (ESPN)	W, 81-77
Jan. 15	* at Ole Miss (SEC Network)	W, 80-71
Jan. 19	* GEORGIA (ESPN)	W, 83-60
Jan. 22	* #12/12 KENTUCKY (CBS)	W, 80-71
Jan. 25	* at Missouri (SEC Network)	W, 55-54
Jan. 29	\$ OKLAHOMA (ESPN)	W, 86-68
Feb. 1	* ALABAMA (ESPN)	W, 100-81
Feb. 5	* at Georgia (SEC Network)	W, 74-72
Feb. 8	* at Arkansas (ESPN2)	L, 76-80 (OT)
Feb. 12	* TEXAS A&M (ESPN)	W, 75-58
Feb. 16	* VANDERBILT (SEC Network)	W, 94-80
Feb. 19	* at Florida (ESPN)	L, 62-63
Feb. 23	* OLE MISS (SEC Network)	W, 77-64
Feb. 26	* at #17/17 Tennessee (ESPN)	L, 62-67
Mar. 2	* at Mississippi State (SEC Network)	8 p.m.
Mar. 5	* SOUTH CAROLINA (SEC Network)	12 p.m.
Mar. 9-13	at SEC Tournament	TBA

! - Battle 4 Atlantis (Paradise Island, Bahamas)
% - Holiday Hoopsgiving (Atlanta, Ga.)
\$ - Big 12/SEC Challenge
* - Southeastern Conference Game

GAME 30 NOTES



#5/5 Auburn Tigers (25-4, 13-3 SEC)

Head Coach: Bruce Pearl, 27th Season (611-241), 8th Season at Auburn (149-96)



Mississippi State Bulldogs (17-12, 8-8 SEC)

Head Coach: Ben Howland, 26th Season (550-312), 7th at Mississippi State (149-106)

Date/Time _____ March 2, 2022, 8 p.m. (CT)
Site/Venue _____ Starkville, Miss. / Humphrey Coliseum (10,575)
TV _____ SEC Network
Play by Play _____ Roy Philpott
Analyst _____ Mark Wise
Auburn Radio _____ Auburn Sports Network/93.9 FM/TuneIn
PxP _____ Andy Burcham
Analyst _____ Sonny Smith

Series History

Overall	Auburn leads, 78-70
at Auburn, Ala.	AU, 47-23
at Starkville, Miss.	MSU, 44-27
Neutral Site	AU, 4-3
Last Meeting	W, 78-71
	March 6, 2021 at Auburn, Ala.
Streak	Auburn, W3

» The first-place Tigers remain in the hunt for a SEC regular-season championship title despite a 67-62 setback at No. 17-ranked Tennessee on Saturday. Two wins this week – and Auburn would win the title outright, while a split – a potential share with three teams (Arkansas, Tennessee and Kentucky) currently tied for second with 12-4 marks in conference play.

» Auburn is in search of its fourth SEC regular season title and first since 2018. Bruce Pearl would become just the 10th coach in SEC history to win three or more SEC championships. Pearl also won in 2008 with Tennessee. He would be the first AU coach with two SEC titles.

» A win at Mississippi State would be the Tigers' sixth SEC road win this season, equaling the most in school history (6-2 by 1998-99 team). It would also be Auburn's 14th SEC win equaling the program record set in 1998-99 (14-2).

» Freshman forward Jabari Smith has turned in three of his Top-3 scoring performances this season over the last four contests including a game-high 27 points versus the Volunteers this past weekend. He also registered a career-high 31 points against Vanderbilt on Feb. 16 and poured in 28 points at Florida on Feb. 19.

» Smith is fourth nationally among freshmen in scoring with 481 points and tied for 10th with 65 3-pointers. He is the only freshman in Division I with 400+ points, 195+ rebounds and 60+ 3-pointers. » Center Walker Kessler leads the nation in blocks (135) and blocks per game (4.7). No Auburn player has ever led the nation in a statistical category for a season. Only 23 SEC players have led the country in a statistical category since the NCAA began keeping category leaders in 1948.

PROBABLE AUBURN STARTERS (BASED ON LAST GAME)

Pos.	No.	Name	Ht.	Wt.	Cl.	Hometown (Last School)	PPG	RPG	APG	Blk	Stl	FG%	FT%
G	0	K.D. Johnson	6-0	204	So.	Atlanta, Ga. (Georgia)	12.5	2.7	1.4	0.0	2.0	.400	.702
G	12	Zep Jasper	6-0	185	Sr.	Augusta, Ga. (College of Charleston)	4.7	1.2	2.1	0.0	0.7	.347	.774
G	22	Allen Flanigan	6-6	220	Jr.	Little Rock, Ark. (Parkview Magnet HS)	6.5	3.4	1.5	0.1	0.8	.430	.667
F	10	Jabari Smith	6-10	220	Fr.	Fayetteville, Ga. (Sandy Creek HS)	16.6	6.8	1.8	1.0	1.2	.434	.809
F/C	13	Walker Kessler	7-1	255	So.	Newnan, Ga. (North Carolina)	11.8	8.2	0.8	4.7	1.0	.637	.622
G	1	Wendell Green Jr.	5-11	175	So.	Detroit, Mich. (Eastern Kentucky)	12.2	3.9	5.0	0.0	1.6	.365	.861
G	35	Devan Cambridge	6-6	210	Jr.	Nashville, Tenn. (Hillcrest Prep [Ariz.])	5.8	3.6	0.6	0.3	0.6	.421	.688
F	2	Jaylin Williams	6-8	230	Jr.	Nahunta, Ga. (Brantley County HS)	5.6	2.8	0.9	0.6	0.3	.455	.818
C	44	Dylan Cardwell	6-11	256	So.	Augusta, Ga. (McEachern HS)	3.0	3.0	0.6	1.3	0.5	.677	.444
G	24	Lior Berman	6-4	215	Jr.	Birmingham, Ala. (Mountain Brook HS)	2.4	0.8	0.3	0.1	0.3	.410	.000
F	5	Chris Moore	6-6	250	So.	West Memphis, Ark. (West Memphis HS)	2.0	1.5	0.3	0.2	0.3	.457	.667

PROBABLE MISSISSIPPI STATE STARTERS (BASED ON LAST GAME)

Pos.	No.	Name	Ht.	Wt.	Cl.	Hometown (Last School)	PPG	RPG	APG	Blk	Stl	FG%	FT%
G	5	Cam Carter	6-3	185	Fr.	Donaldsonville, La. (Oak Hill Academy [Va.])	2.5	0.9	1.0	0.1	0.5	.396	.786
G	1	Iverson Molinar	6-3	190	Jr.	Panama City, Panama (Veritas Prep [Calif.])	18.1	3.0	3.7	0.4	1.2	.477	.875
F	13	D.J. Jeffries	6-7	215	Jr.	Olive Branch, Miss. (Memphis)	9.6	4.5	2.0	0.6	0.8	.428	.716
F	10	Garrison Brooks	6-9	230	GSr.	Lafayette, Ala. (North Carolina)	10.8	6.8	0.9	0.8	0.3	.466	.696
F	35	Tolu Smith	6-11	245	RJr.	Bay St. Louis, Miss. (Western Kentucky)	13.0	5.8	0.9	0.4	0.9	.556	.644
G	0	Rocket Watts	6-2	185	Jr.	Detroit, Mich. (Michigan State)	4.4	0.9	0.6	0.0	0.4	.402	1.000
F	2	Javian Davis	6-9	240	RJr.	Canton, Miss. (Alabama)	4.0	2.5	0.5	0.1	0.3	.467	.636
G	3	Shakeel Moore	6-1	185	So.	Greensboro, N.C. (North Carolina State)	8.8	2.9	2.0	0.3	1.7	.404	.762
G/F	4	Cameron Matthews	6-7	225	So.	Olive Branch, Miss. (Olive Branch HS)	3.3	4.2	1.3	0.5	1.4	.532	.583
G/F	11	Anderson Garcia	6-6	210	So.	Moca, D.R. (Hamilton Heights HS [Tenn.])	3.8	3.6	1.1	0.2	1.1	.536	.558

TV/RADIO CHART

(probable starters in orange)

	0	K.D. JOHNSON	<table border="1"> <thead> <tr> <th>GP-GS</th> <th>PPG</th> <th>RPG</th> <th>APG</th> <th>FG%</th> <th>FT%</th> </tr> </thead> <tbody> <tr> <td>2021-22</td> <td>29-26</td> <td>12.5</td> <td>2.7</td> <td>1.4</td> <td>.400</td> <td>.702</td> </tr> <tr> <td>Career</td> <td>45-26</td> <td>12.9</td> <td>2.7</td> <td>1.3</td> <td>.408</td> <td>.667</td> </tr> </tbody> </table>	GP-GS	PPG	RPG	APG	FG%	FT%	2021-22	29-26	12.5	2.7	1.4	.400	.702	Career	45-26	12.9	2.7	1.3	.408	.667	<p>SO » G » 6-0 » 204 » Atlanta, Ga. » Georgia</p> <ul style="list-style-type: none"> Auburn's second leading scorer (12.5 ppg) and first in steals (1.9 spg) 5th in SEC in steals (1.9 spg) and 16th in scoring (12.5 ppg) 18 points on 7-of-13 FG at #17 Tennessee 	<p>Career-Highs</p> <p>Pts _____ 27 Reb _____ 8 Ast _____ 4 Stl _____ 5 (2x) Min _____ 37</p>
GP-GS	PPG	RPG	APG	FG%	FT%																				
2021-22	29-26	12.5	2.7	1.4	.400	.702																			
Career	45-26	12.9	2.7	1.3	.408	.667																			
	1	WENDELL GREEN JR.	<table border="1"> <thead> <tr> <th>GP-GS</th> <th>PPG</th> <th>RPG</th> <th>APG</th> <th>FG%</th> <th>FT%</th> </tr> </thead> <tbody> <tr> <td>2021-22</td> <td>29-5</td> <td>12.2</td> <td>3.9</td> <td>5.0</td> <td>.365</td> <td>.861</td> </tr> <tr> <td>Career</td> <td>58-30</td> <td>14.0</td> <td>3.7</td> <td>5.0</td> <td>.382</td> <td>.805</td> </tr> </tbody> </table>	GP-GS	PPG	RPG	APG	FG%	FT%	2021-22	29-5	12.2	3.9	5.0	.365	.861	Career	58-30	14.0	3.7	5.0	.382	.805	<p>SO » G » 5-11 » 175 » Detroit, Mich. » Eastern Kentucky</p> <ul style="list-style-type: none"> 10 assists shy of 300 for his career and 2 3-pointers shy of 100 for career Third in SEC in assists (5.0 apg) and second in SEC games only (5.3 apg) Game-winning layup with 3 seconds left at UGA on Feb. 5 	<p>Career-Highs</p> <p>Pts _____ 30 Reb _____ 10 Ast _____ 15 Stl _____ 6 Min _____ 39</p>
GP-GS	PPG	RPG	APG	FG%	FT%																				
2021-22	29-5	12.2	3.9	5.0	.365	.861																			
Career	58-30	14.0	3.7	5.0	.382	.805																			
	2	JAYLIN WILLIAMS	<table border="1"> <thead> <tr> <th>GP-GS</th> <th>PPG</th> <th>RPG</th> <th>BPG</th> <th>FG%</th> <th>FT%</th> </tr> </thead> <tbody> <tr> <td>2021-22</td> <td>28-0</td> <td>5.6</td> <td>2.8</td> <td>0.6</td> <td>.455</td> <td>.818</td> </tr> <tr> <td>Career</td> <td>69-27</td> <td>7.1</td> <td>3.3</td> <td>0.9</td> <td>.497</td> <td>.718</td> </tr> </tbody> </table>	GP-GS	PPG	RPG	BPG	FG%	FT%	2021-22	28-0	5.6	2.8	0.6	.455	.818	Career	69-27	7.1	3.3	0.9	.497	.718	<p>JR » F » 6-8 » 230 » Nahunta, Ga. » Brantley County HS</p> <ul style="list-style-type: none"> Started all 27 games last year and was one of team's go-to options offensively Season-high 14 points vs. Florida off bench • Hit 18 of last 19 FTs • Tied career high with 11 boards in 16 minutes vs. Texas A&M 	<p>Career-Highs</p> <p>Pts _____ 24 Reb _____ 11 Ast _____ 8 Blk _____ 5 Min _____ 37</p>
GP-GS	PPG	RPG	BPG	FG%	FT%																				
2021-22	28-0	5.6	2.8	0.6	.455	.818																			
Career	69-27	7.1	3.3	0.9	.497	.718																			
	5	CHRIS MOORE	<table border="1"> <thead> <tr> <th>GP-GS</th> <th>PPG</th> <th>RPG</th> <th>APG</th> <th>FG%</th> <th>FT%</th> </tr> </thead> <tbody> <tr> <td>2021-22</td> <td>21-0</td> <td>2.0</td> <td>1.5</td> <td>0.3</td> <td>.457</td> <td>.667</td> </tr> <tr> <td>Career</td> <td>46-0</td> <td>2.5</td> <td>1.8</td> <td>0.4</td> <td>.518</td> <td>.618</td> </tr> </tbody> </table>	GP-GS	PPG	RPG	APG	FG%	FT%	2021-22	21-0	2.0	1.5	0.3	.457	.667	Career	46-0	2.5	1.8	0.4	.518	.618	<p>SO » F » 6-6 » 230 » West Memphis, Ark. » West Memphis HS</p> <ul style="list-style-type: none"> Recorded a career-high 16 points off the bench against ULM on Nov. 12 Turned in five points, six rebounds and career-best two blocks vs. Yale Great finisher around the rim 	<p>Career-Highs</p> <p>Pts _____ 16 Reb _____ 6 Ast _____ 2 (3x) Blk _____ 2 Min _____ 21</p>
GP-GS	PPG	RPG	APG	FG%	FT%																				
2021-22	21-0	2.0	1.5	0.3	.457	.667																			
Career	46-0	2.5	1.8	0.4	.518	.618																			
	10	JABARI SMITH	<table border="1"> <thead> <tr> <th>GP-GS</th> <th>PPG</th> <th>RPG</th> <th>APG</th> <th>FG%</th> <th>FT%</th> </tr> </thead> <tbody> <tr> <td>2021-22</td> <td>29-29</td> <td>16.6</td> <td>6.8</td> <td>1.8</td> <td>.434</td> <td>.809</td> </tr> <tr> <td>Career</td> <td>29-29</td> <td>16.6</td> <td>6.8</td> <td>1.8</td> <td>.434</td> <td>.809</td> </tr> </tbody> </table>	GP-GS	PPG	RPG	APG	FG%	FT%	2021-22	29-29	16.6	6.8	1.8	.434	.809	Career	29-29	16.6	6.8	1.8	.434	.809	<p>FR » F » 6-10 » 220 » Fayetteville, Ga. » Sandy Creek HS</p> <ul style="list-style-type: none"> Projected NBA Lottery Pick • Hit a 3 in 24 consecutive games • 5-time SEC Freshman of the Week • Last 4 games: 25.3 ppg, 7.8 rpg, 15-of-29 from 3 3rd AU freshman to lead team in scoring in last 31 years 	<p>Career-Highs</p> <p>Pts _____ 31 Reb _____ 12 Ast _____ 5 Blk _____ 4 Min _____ 39</p>
GP-GS	PPG	RPG	APG	FG%	FT%																				
2021-22	29-29	16.6	6.8	1.8	.434	.809																			
Career	29-29	16.6	6.8	1.8	.434	.809																			
	12	ZEP JASPER	<table border="1"> <thead> <tr> <th>GP-GS</th> <th>PPG</th> <th>RPG</th> <th>APG</th> <th>FG%</th> <th>FT%</th> </tr> </thead> <tbody> <tr> <td>2021-22</td> <td>27-27</td> <td>4.7</td> <td>1.2</td> <td>2.1</td> <td>.347</td> <td>.774</td> </tr> <tr> <td>Career</td> <td>110-90</td> <td>7.6</td> <td>2.1</td> <td>1.8</td> <td>.404</td> <td>.835</td> </tr> </tbody> </table>	GP-GS	PPG	RPG	APG	FG%	FT%	2021-22	27-27	4.7	1.2	2.1	.347	.774	Career	110-90	7.6	2.1	1.8	.404	.835	<p>SR » G » 6-0 » 185 » Augusta, Ga. » Col. of Charleston</p> <ul style="list-style-type: none"> 2020-21 All-CAA Second Team and CAA All-Defensive Team selection Nickname "Honey Badger" for his on-ball defense • Season-high 15 points vs. Ole Miss on Feb. 23 • 20 turnovers in 601 minutes (1 TO/30.5 min) 	<p>Career-Highs</p> <p>Pts _____ 38 Reb _____ 7 (2x) Ast _____ 6 (3x) Stl _____ 5 Min _____ 42</p>
GP-GS	PPG	RPG	APG	FG%	FT%																				
2021-22	27-27	4.7	1.2	2.1	.347	.774																			
Career	110-90	7.6	2.1	1.8	.404	.835																			
	13	WALKER KESSLER	<table border="1"> <thead> <tr> <th>GP-GS</th> <th>PPG</th> <th>RPG</th> <th>BPG</th> <th>FG%</th> <th>FT%</th> </tr> </thead> <tbody> <tr> <td>2021-22</td> <td>29-29</td> <td>11.8</td> <td>8.2</td> <td>4.7</td> <td>.637</td> <td>.622</td> </tr> <tr> <td>Career</td> <td>58-29</td> <td>8.1</td> <td>5.7</td> <td>2.8</td> <td>.620</td> <td>.591</td> </tr> </tbody> </table>	GP-GS	PPG	RPG	BPG	FG%	FT%	2021-22	29-29	11.8	8.2	4.7	.637	.622	Career	58-29	8.1	5.7	2.8	.620	.591	<p>SO » F/C » 7-1 » 255 » Newnan, Ga. » North Carolina</p> <ul style="list-style-type: none"> Auburn's first-ever USBWA & ESPN National Player of the Week (Jan. 3) Leads nation in blocks and blocks/game, AU single season block leader with 135 • Month of Feb: 13.2 ppg, 9.6 rpg, 6.3 bpg 	<p>Career-Highs</p> <p>Pts _____ 22 Reb _____ 19 Ast _____ 4 Blk _____ 12 Min _____ 33</p>
GP-GS	PPG	RPG	BPG	FG%	FT%																				
2021-22	29-29	11.8	8.2	4.7	.637	.622																			
Career	58-29	8.1	5.7	2.8	.620	.591																			
	14	PRESTON COOK	<table border="1"> <thead> <tr> <th>GP-GS</th> <th>PPG</th> <th>RPG</th> <th>APG</th> <th>FG%</th> <th>FT%</th> </tr> </thead> <tbody> <tr> <td>2021-22</td> <td>16-0</td> <td>0.9</td> <td>0.3</td> <td>0.2</td> <td>.714</td> <td>.500</td> </tr> <tr> <td>Career</td> <td>35-0</td> <td>0.6</td> <td>0.4</td> <td>0.1</td> <td>.474</td> <td>.500</td> </tr> </tbody> </table>	GP-GS	PPG	RPG	APG	FG%	FT%	2021-22	16-0	0.9	0.3	0.2	.714	.500	Career	35-0	0.6	0.4	0.1	.474	.500	<p>SR » G » 6-4 » 200 » Auburn, Ala. » Auburn HS</p> <ul style="list-style-type: none"> Local product, 32 career games, 13 this year; 4 min off bench at UGA Earned a scholarship spot on this year's roster Registered a career-high four points against UCF on Dec. 1 	<p>Career-Highs</p> <p>Pts _____ 4 Reb _____ 2 Ast _____ 2 Stl _____ 1 (3x) Min _____ 3 (2x)</p>
GP-GS	PPG	RPG	APG	FG%	FT%																				
2021-22	16-0	0.9	0.3	0.2	.714	.500																			
Career	35-0	0.6	0.4	0.1	.474	.500																			
	22	ALLEN FLANIGAN	<table border="1"> <thead> <tr> <th>GP-GS</th> <th>PPG</th> <th>RPG</th> <th>APG</th> <th>FG%</th> <th>FT%</th> </tr> </thead> <tbody> <tr> <td>2021-22</td> <td>17-15</td> <td>6.5</td> <td>3.4</td> <td>1.5</td> <td>.430</td> <td>.667</td> </tr> <tr> <td>Career</td> <td>75-45</td> <td>7.9</td> <td>3.9</td> <td>1.5</td> <td>.437</td> <td>.697</td> </tr> </tbody> </table>	GP-GS	PPG	RPG	APG	FG%	FT%	2021-22	17-15	6.5	3.4	1.5	.430	.667	Career	75-45	7.9	3.9	1.5	.437	.697	<p>JR » G » 6-6 » 220 » Little Rock, Ark. » Parkview Magnet HS</p> <ul style="list-style-type: none"> 2021-22 Preseason All-SEC First Team selection Missed first 11 games due to surgery to his right Achilles Best outing of season vs. Texas A&M with 16 pts, 4 reb, 2 ast. in 25 min. 	<p>Career-Highs</p> <p>Pts _____ 24 Reb _____ 10 Ast _____ 6 (2x) Blk _____ 1 (11x) Min _____ 37</p>
GP-GS	PPG	RPG	APG	FG%	FT%																				
2021-22	17-15	6.5	3.4	1.5	.430	.667																			
Career	75-45	7.9	3.9	1.5	.437	.697																			
	23	"STRETCH" AKINGBOLA	<table border="1"> <thead> <tr> <th>GP-GS</th> <th>PPG</th> <th>RPG</th> <th>BPG</th> <th>FG%</th> <th>FT%</th> </tr> </thead> <tbody> <tr> <td>2021-22</td> <td>5-0</td> <td>0.4</td> <td>1.0</td> <td>0.6</td> <td>.167</td> <td>.000</td> </tr> <tr> <td>Career</td> <td>45-0</td> <td>1.2</td> <td>1.7</td> <td>0.7</td> <td>.426</td> <td>.348</td> </tr> </tbody> </table>	GP-GS	PPG	RPG	BPG	FG%	FT%	2021-22	5-0	0.4	1.0	0.6	.167	.000	Career	45-0	1.2	1.7	0.7	.426	.348	<p>JR » C » 6-10 » 245 » Ogun, Nigeria » McEachern HS</p> <ul style="list-style-type: none"> Selected to participate in the SEC Basketball Leadership Council in September • Averaged 1.9 points, 2.6 rebounds, 0.9 blocks per game last season • Registered his first points of the season versus Nebraska on Dec. 11 	<p>Career-Highs</p> <p>Pts _____ 7 Reb _____ 8 Ast _____ 2 Stl _____ 2 (2x) Min _____ 26</p>
GP-GS	PPG	RPG	BPG	FG%	FT%																				
2021-22	5-0	0.4	1.0	0.6	.167	.000																			
Career	45-0	1.2	1.7	0.7	.426	.348																			
	24	LIOR BERMAN	<table border="1"> <thead> <tr> <th>GP-GS</th> <th>PPG</th> <th>RPG</th> <th>APG</th> <th>FG%</th> <th>FT%</th> </tr> </thead> <tbody> <tr> <td>2021-22</td> <td>15-0</td> <td>2.7</td> <td>0.9</td> <td>0.3</td> <td>.421</td> <td>.000</td> </tr> <tr> <td>Career</td> <td>28-0</td> <td>1.9</td> <td>0.6</td> <td>0.2</td> <td>.392</td> <td>.500</td> </tr> </tbody> </table>	GP-GS	PPG	RPG	APG	FG%	FT%	2021-22	15-0	2.7	0.9	0.3	.421	.000	Career	28-0	1.9	0.6	0.2	.392	.500	<p>JR » G » 6-4 » 215 » Birmingham, Ala. » Mountain Brook HS</p> <ul style="list-style-type: none"> Hit a key 3-pointer in a 74-70 come-from-behind road victory at SLU Came off the bench and registered a career-high 8 points in 19 minutes of action versus Nebraska on Dec. 11 	<p>Career-Highs</p> <p>Pts _____ 8 Reb _____ 4 Ast _____ 1 (5x) Stl _____ 1 (4x) Min _____ 19</p>
GP-GS	PPG	RPG	APG	FG%	FT%																				
2021-22	15-0	2.7	0.9	0.3	.421	.000																			
Career	28-0	1.9	0.6	0.2	.392	.500																			
	25	CHANDLER LEOPARD	<table border="1"> <thead> <tr> <th>GP-GS</th> <th>PPG</th> <th>RPG</th> <th>APG</th> <th>FG%</th> <th>FT%</th> </tr> </thead> <tbody> <tr> <td>2021-22</td> <td>9-0</td> <td>0.7</td> <td>0.1</td> <td>0.0</td> <td>.400</td> <td>.000</td> </tr> <tr> <td>Career</td> <td>12-0</td> <td>0.8</td> <td>0.2</td> <td>0.0</td> <td>.429</td> <td>.000</td> </tr> </tbody> </table>	GP-GS	PPG	RPG	APG	FG%	FT%	2021-22	9-0	0.7	0.1	0.0	.400	.000	Career	12-0	0.8	0.2	0.0	.429	.000	<p>RS-JR » G » 6-3 » 195 » Athens, Ala. » Athens HS</p> <ul style="list-style-type: none"> Works hard defensively and is a great part of the scout team Tallied a career-high tying 3 points versus ULM on Nov. 12 Drained 3 in final minute of Ole Miss game on Wednesday 	<p>Career-Highs</p> <p>Pts _____ 3 (3x) Reb _____ 1 (2x) Ast _____ - Stl _____ - Min _____ 3</p>
GP-GS	PPG	RPG	APG	FG%	FT%																				
2021-22	9-0	0.7	0.1	0.0	.400	.000																			
Career	12-0	0.8	0.2	0.0	.429	.000																			
	33	CHASE MAASDORP	<table border="1"> <thead> <tr> <th>GP-GS</th> <th>PPG</th> <th>RPG</th> <th>APG</th> <th>FG%</th> <th>FT%</th> </tr> </thead> <tbody> <tr> <td>2021-22</td> <td>9-0</td> <td>0.0</td> <td>0.0</td> <td>0.1</td> <td>.000</td> <td>.000</td> </tr> <tr> <td>Career</td> <td>22-0</td> <td>0.3</td> <td>0.1</td> <td>0.1</td> <td>.286</td> <td>.200</td> </tr> </tbody> </table>	GP-GS	PPG	RPG	APG	FG%	FT%	2021-22	9-0	0.0	0.0	0.1	.000	.000	Career	22-0	0.3	0.1	0.1	.286	.200	<p>SR » G » 6-0 » 170 » Lakewood Ranch, Fla. » Out-of-Door Academy</p> <ul style="list-style-type: none"> Veteran member on the team Has seen action in eight games of the season vs. Morehead State, ULM, UCF, Yale and Nebraska 	<p>Career-Highs</p> <p>Pts _____ 4 Reb _____ 1 (3x) Ast _____ 1 Blk _____ - Min _____ 4</p>
GP-GS	PPG	RPG	APG	FG%	FT%																				
2021-22	9-0	0.0	0.0	0.1	.000	.000																			
Career	22-0	0.3	0.1	0.1	.286	.200																			
	35	DEVAN CAMBRIDGE	<table border="1"> <thead> <tr> <th>GP-GS</th> <th>PPG</th> <th>RPG</th> <th>BPG</th> <th>FG%</th> <th>FT%</th> </tr> </thead> <tbody> <tr> <td>2021-22</td> <td>28-14</td> <td>5.8</td> <td>3.6</td> <td>0.3</td> <td>.421</td> <td>.688</td> </tr> <tr> <td>Career</td> <td>86-33</td> <td>6.2</td> <td>3.1</td> <td>0.4</td> <td>.401</td> <td>.561</td> </tr> </tbody> </table>	GP-GS	PPG	RPG	BPG	FG%	FT%	2021-22	28-14	5.8	3.6	0.3	.421	.688	Career	86-33	6.2	3.1	0.4	.401	.561	<p>JR » G » 6-6 » 210 » Nashville, Tenn. » Hillcrest Prep</p> <ul style="list-style-type: none"> Team's most explosive dunker • 9 off. reb at Missouri, most by an AU player in 20 years • 10 pts, 4 reb in 18 min off bench vs. Texas A&M Last 5 games: 5.0 ppg, 3.0 rpg in 19.0 mpg 	<p>Career-Highs</p> <p>Pts _____ 26 Reb _____ 10 (2x) Ast _____ 3 (2x) Stl _____ 3 (3x) Min _____ 38</p>
GP-GS	PPG	RPG	BPG	FG%	FT%																				
2021-22	28-14	5.8	3.6	0.3	.421	.688																			
Career	86-33	6.2	3.1	0.4	.401	.561																			
	44	DYLAN CARDWELL	<table border="1"> <thead> <tr> <th>GP-GS</th> <th>PPG</th> <th>RPG</th> <th>BPG</th> <th>FG%</th> <th>FT%</th> </tr> </thead> <tbody> <tr> <td>2021-22</td> <td>29-0</td> <td>3.0</td> <td>3.0</td> <td>1.3</td> <td>.677</td> <td>.444</td> </tr> <tr> <td>Career</td> <td>56-0</td> <td>3.4</td> <td>3.3</td> <td>1.0</td> <td>.691</td> <td>.541</td> </tr> </tbody> </table>	GP-GS	PPG	RPG	BPG	FG%	FT%	2021-22	29-0	3.0	3.0	1.3	.677	.444	Career	56-0	3.4	3.3	1.0	.691	.541	<p>SO » C » 6-11 » 256 » Augusta, Ga. » McEachern HS</p> <ul style="list-style-type: none"> 6 points, 6 rebounds and career-high 4 blocks off the bench at No. 24 ALA Last 9 gms: 18-of-25 (.720) FGs • Wants people to call him "RED" this year (which stands for Rebounding, Energy and Defense) 	<p>Career-Highs</p> <p>Pts _____ 10 (2x) Reb _____ 8 Ast _____ 3 Blk _____ 4 Min _____ 29</p>
GP-GS	PPG	RPG	BPG	FG%	FT%																				
2021-22	29-0	3.0	3.0	1.3	.677	.444																			
Career	56-0	3.4	3.3	1.0	.691	.541																			

2021-22 NUMERICAL ROSTER

No.	Name	Pos.	Ht.	Wt.	Cl.	Hometown (Last School)
0	K.D. Johnson	G	6-0	204	So.	Atlanta, Ga. (Georgia)
1	Wendell Green Jr.	G	5-11	175	So.	Detroit, Mich. (Eastern Kentucky)
2	Jaylin Williams	F	6-8	230	Jr.	Nahunta, Ga. (Brantley County HS)
5	Chris Moore	F	6-6	230	So.	West Memphis, Ark. (West Memphis HS)
10	Jabari Smith	F	6-10	220	Fr.	Fayetteville, Ga. (Sandy Creek HS)
12	Zep Jasper	G	6-0	185	Sr.	Augusta, Ga. (College of Charleston)
13	Walker Kessler	F/C	7-1	255	So.	Newnan, Ga. (North Carolina)
14	Preston Cook	G	6-4	200	Sr.	Auburn, Ala. (Auburn HS)
20	Carter Sobera	G	6-5	200	So.	Birmingham, Ala. (Mountain Brook HS)
21	Ty Cressman	F	6-7	237	Jr.	Greensboro, N.C. (Bishop McGuinness HS)
22	Allen Flanigan	G	6-6	220	Jr.	Little Rock, Ark. (Parkview Magnet HS)
23	Babatunde Akingbola	C	6-10	245	Jr.	Ogun, Nigeria (McEachern HS [Ga.])
24	Lior Berman	G	6-4	215	Jr.	Birmingham, Ala. (Mountain Brook HS)
25	Chandler Leopard	G	6-3	195	RS-Jr.	Athens, Ala. (Athens HS)
31	Michael Whitmore	G	5-10	160	So.	College Park, Ga. (Lee University [Tenn.])
33	Chase Maasdorp	G	6-0	170	Sr.	Lakewood Ranch, Fla. (The Out-of-Door Academy)
35	Devan Cambridge	G	6-6	210	Jr.	Nashville, Tenn. (Hillcrest Prep [Ariz.])
44	Dylan Cardwell	C	6-11	256	So.	Augusta, Ga. (McEachern HS)

Head Coach: Bruce Pearl (8th Season)
Assistant Coach: Ira Bowman (4th Season)
Assistant Coach: Wes Flanigan (4th Season)
Assistant Coach: Steven Pearl (8th Season)
Director of Operations/Chief of Staff: Chad Prewett (8th Season)
Recruiting Coordinator/Assistant to the Head Coach: Mike Burgomaster (6th Season)
Athletic Trainer: Clark Pearson (12th Season)
Strength & Conditioning Coach: Damon Davis (12th Season)
Director of Player Development: Marquis Daniels (3rd Season)
Video Coordinator: Ian Borders (4th Season)

2021-22 ALPHABETICAL ROSTER

No.	Name	Pos.	Ht.	Wt.	Cl.	Hometown (Last School)
23	Babatunde Akingbola	C	6-10	245	Jr.	Ogun, Nigeria (McEachern HS [Ga.])
24	Lior Berman	G	6-4	215	Jr.	Birmingham, Ala. (Mountain Brook HS)
35	Devan Cambridge	G	6-6	210	Jr.	Nashville, Tenn. (Hillcrest Prep [Ariz.])
44	Dylan Cardwell	C	6-11	256	So.	Augusta, Ga. (McEachern HS)
14	Preston Cook	G	6-4	200	Sr.	Auburn, Ala. (Auburn HS)
21	Ty Cressman	F	6-7	237	Jr.	Greensboro, N.C. (Bishop McGuinness HS)
22	Allen Flanigan	G	6-6	220	Jr.	Little Rock, Ark. (Parkview Magnet HS)
1	Wendell Green Jr.	G	5-11	175	So.	Detroit, Mich. (Eastern Kentucky)
12	Zep Jasper	G	6-0	185	Sr.	Augusta, Ga. (College of Charleston)
0	K.D. Johnson	G	6-0	204	So.	Atlanta, Ga. (Georgia)
13	Walker Kessler	F/C	7-1	255	So.	Newnan, Ga. (North Carolina)
25	Chandler Leopard	G	6-3	195	RS-Jr.	Athens, Ala. (Athens HS)
33	Chase Maasdorp	G	6-0	170	Sr.	Lakewood Ranch, Fla. (The Out-of-Door Academy)
5	Chris Moore	F	6-6	230	So.	West Memphis, Ark. (West Memphis HS)
20	Carter Sobera	G	6-5	200	So.	Birmingham, Ala. (Mountain Brook HS)
10	Jabari Smith	F	6-10	220	Fr.	Fayetteville, Ga. (Sandy Creek HS)
31	Michael Whitmore	G	5-10	160	So.	College Park, Ga. (Lee University [Tenn.])
2	Jaylin Williams	F	6-8	230	Jr.	Nahunta, Ga. (Brantley County HS)

ROSTER BY CLASS

Freshmen (1) - Jabari Smith

Sophomores (7) - Dylan Cardwell, Wendell Green Jr., K.D. Johnson, Walker Kessler, Chris Moore, Carter Sobera and Michael Whitmore

Juniors (7) - Babatunde Akingbola, Lior Berman, Devan Cambridge, Ty Cressman, Allen Flanigan, Chandler Leopard and Jaylin Williams

Seniors (3) - Preston Cook, Zep Jasper and Chase Maasdorp

PRONUNCIATION GUIDE

BABATUNDE AKINGBOLA
 bah-bah-TOON-day AH-king-boh-luh

LIOR Berman
 LEE-oar

DEVAN Cambridge
 DEV-in

WENDELL Green Jr.
 WHEN-dull

JAYLIN Williams
 JAY-lynn

QUICK FACTS

UNIVERSITY INFORMATION

Location _____ Auburn, Ala.
 Founded _____ 1856
 Enrollment _____ 30,737
 Nickname _____ Tigers
 Colors _____ Burnt Orange and Navy Blue
 Conference _____ Southeastern (SEC)

ADMINISTRATION

President _____ Dr. Jay Gogue
 Director of Athletics _____ Allen Greene
 Athletics Phone _____ 855-282-2010

BASKETBALL STAFF INFORMATION

Head Coach _____ Bruce Pearl
 Alma Mater _____ Boston College '82
 Career Record _____ 611-241 (.718)
 Seasons _____ 27
 Record at Auburn _____ 149-96 (.611)
 Seasons _____ 8

Assistant Coach _____ Ira Bowman
 Alma Mater _____ Penn '96

Assistant Coach _____ Wes Flanigan
 Alma Mater _____ Auburn '97
 Record at Auburn _____ 1-0 (1.000)

Assistant Coach _____ Steven Pearl
 Alma Mater _____ Tennessee '10
 Record at Auburn _____ 1-0 (1.000)

Director of Operations / Chief of Staff _____ Chad Prewett
 Alma Mater _____ Troy State '94

Recruiting Coordinator _____ Mike Burgomaster
 Alma Mater _____ Miami '16

Athletic Trainer _____ Clark Pearson
 Alma Mater _____ Kentucky '96

Strength & Conditioning Coach _____ Damon Davis
 Alma Mater _____ Western Illinois '03

Director of Player Development _____ Marquis Daniels
 Alma Mater _____ Auburn '03

Video Coordinator _____ Ian Borders
 Alma Mater _____ Louisville '07

PROGRAM INFORMATION

First Year of Basketball _____ 1905-06
 All-Time Record ## _____ 1418-1230-1 (.536)
 All-Time SEC Record ## _____ 635-762 (.455)
 SEC Championships _____ 3 (1960, 1999, 2018)
 SEC Tournament Titles _____ 2 (1985, 2019)
 NCAA Tournament App./Record _____ 10 (17-10)
 All-Americans _____ 13
 All-SEC Selections _____ 93

Record does not include results that were vacated by the NCAA Committee on Infractions.

TEAM INFORMATION

2020-21 Record _____ 13-14
 SEC Record / Finish _____ 7-11 / 2nd
 Home / Away / Neutral _____ 8-5 / 3-8 / 2-1
 Associated Press Final Ranking _____ N/A
 USA Today Final Ranking _____ N/A
 Letterwinners Returning / Lost _____ 12 / 6
 Starters Returning / Lost _____ 3 / 2
 Newcomers _____ 6

ATHLETICS COMMUNICATIONS

Director of Communications _____ Marlene Navor
 Cell _____ 334-750-2381
 E-Mail _____ mnavor@auburn.edu

SOCIAL MEDIA

@AuburnMBB _____ #WarEagle

BRUCE PEARL

Head Coach
8th year at Auburn • 147-94
27th year overall • 609-239



- 7 National Coach of the Year Awards, 2006 Basketball Times, CBSsportsline, Sporting News National Coach of the Year
- 2006 & 2008 AP SEC Coach of the Year, 2008 SEC Co-Coach of the Year
- 2008 Rupp Cup Co-winner
- Has advanced to postseason play in 20 of 26 years as a head coach. In 2019-20, had a second-place finish in the SEC with a 25-6 record, including 12-6 in league play, that would be 21 of 25 years in the postseason not been canceled due to COVID
- Set single-season wins records at four different schools (29 at Southern Indiana in 1995; 26 at Wisconsin-Milwaukee in 2005; 31 at Tennessee in 2008; 30 at Auburn in 2019)
- Pearl has achieved a top-5 national ranking at Southern Indiana, Tennessee and Auburn. He has been in the top five in 10 seasons (1994-2001 at Southern Indiana, 2007-08 at Tennessee, 2019-20 at Auburn)
- Bruce Pearl's teams have led their conference in scoring 17 of the 26 years that he has been a head coach. His squads were the SEC's scoring champion in four of his six seasons at Tennessee, averaging 77.4 ppg while allowing 70.5 ppg
- One of 12 coaches to lead three different DI programs to the Sweet 16, joining Rick Barnes, Gene Bartow, John Calipari, Lon Kruger, Frank McGuire, Ralph Miller, Rick Pitino, Bill Self, Tubby Smith, Eddie Sutton and Bruce Weber. Including his stint at DII Southern Indiana, Pearl is one of only three coaches to take four programs (with three at the DI level) to the Sweet 16, joining Lon Kruger and Eddie Sutton
- With the win over Kentucky that sent Auburn to its first Final Four in program history, Pearl notched his 100th win as head coach of the Tigers. He is the first coach in Auburn history to have 100 wins in his first five seasons
- Bruce Pearl is the 11th coach in SEC history to win four conference crowns (overall or division) in a 10-year span. He is on the same list as Adolph Rupp (UK), Babe McCarthy (MSU), Billy Donovan (UF), Dale Brown (LSU), Joe Hall (UK), John Calipari (UK), Nolan Richardson (ARK), Rick Pitino (UK), Rick Stansbury (MSU) and Tubby Smith (UK)
- Auburn sold out of season tickets for the seventh consecutive year in 2021-22 (excluding COVID restricted seating season of 2020-21), all under Pearl, to continue the school record streak. Prior to Pearl, the only other time the Tigers sold out of season tickets came was 1999-2000
- In 26 full years as a head coach, Bruce Pearl's teams have finished either first or second in conference play 17 times
- At the Division I level, Pearl's teams have topped the 100-point mark 22 times, including a high of 124 in 2009 as well as 121 in the 2007 NCAA Tournament. In his second year as a coach at Southern Indiana the team averaged 101.7 ppg
- In the past five seasons, Auburn has the best non-conference record in the SEC during the regular season at 53-7 (.883), while scheduling regular NCAA Tournament teams in Arizona, Davidson, Dayton, Duke, Iowa State, Middle Tennessee, Murray State, Oklahoma, Texas Tech, UConn and Xavier
- His teams have been just as successful off the court as Auburn has had 32 graduates in six years – the most in the SEC. In 2018, Auburn received an Academic Progress Rate Public Recognition Award marking the first time the Tigers have been honored since the award began tracking data in 2004. The NCAA annually honors teams earning multiyear Academic Progress Rates in the top 10 percent of all squads in each sport

HEAD COACHING RECORD

Year	School	Record	Postseason
1992-93	Southern Indiana	22-7	NCAA Region 3rd Place
1993-94	Southern Indiana	28-4	NCAA Runner-Up
1994-95	Southern Indiana	29-4	NCAA Champions
1995-96	Southern Indiana	25-4	NCAA Sweet 16
1996-97	Southern Indiana	23-5	NCAA First Round
1997-98	Southern Indiana	27-6	NCAA Sweet 16
1998-99	Southern Indiana	26-6	NCAA Sweet 16
1999-00	Southern Indiana	25-6	NCAA Sweet 16
2000-01	Southern Indiana	26-4	NCAA First Round
Total		231-46	
2001-02	Milwaukee	16-13	-
2002-03	Milwaukee	24-8	NCAA First Round
2003-04	Milwaukee	20-11	NIT First Round
2004-05	Milwaukee	26-6	NCAA Sweet 16
Total		86-38	
2005-06	Tennessee	22-8	NCAA Second Round
2006-07	Tennessee	24-11	NCAA Sweet 16
2007-08	Tennessee	31-5	NCAA Sweet 16
2008-09	Tennessee	21-13	NCAA First Round
2009-10	Tennessee	28-9	NCAA Elite Eight
2010-11	Tennessee	19-15	-
Total		145-61	
2014-15	Auburn	15-20	-
2015-16	Auburn	11-20	-
2016-17	Auburn ##	6-14	-
2017-18	Auburn	26-8	NCAA Second Round
2018-19	Auburn	30-10	NCAA Final Four
2019-20	Auburn	25-6	(Canceled)
2020-21	Auburn	13-14	
2021-22	Auburn	23-4	(Suspended 2 Games)
Total ##		149-96	
Career ##		611-241	

Record does not include results that were vacated by the NCAA Committee on Infractions.

- Auburn recently secured its fourth perfect APR score of 1,000 in mid-May, something that has never been accomplished in program history
- In the past five years, Auburn men's basketball has averaged an APR of 995 (out of 1,000). In the previous four seasons before Pearl and his staff arrived, Auburn's APR average score was 940
- Pearl started AUTLIVE at Auburn in 2015-16 to benefit cancer patients in the fight to beat cancer. AUTLIVE raises the awareness of cancer prevention and detection while t-shirt sales and donations raise money to benefit cancer patients. He initiated the OUTLIVE program in 2009 at Tennessee in recognition of former Vol Chris Lofton, who beat testicular cancer through early diagnosis and treatment and went on to play the entire 2007-08 season while recovering from his battle with the disease
- On Dec. 19, 2019, Children's Harbor in Birmingham, Ala. dedicated their on-site basketball court in honor of the charitable work done by Coach Pearl and the Pearl family over the last six years.
- Bruce Pearl has raised over \$1.2 million in only six golf tournaments at Auburn. Pearl and his wife, Brandy, have remarkably raised \$770,000 in the last three years benefitting Children's Harbor in Birmingham through the Bruce Pearl Fore the Children Golf Classic. The mission of Children's Harbor is to help children with serious illness and their families
- The Bruce Pearl Family Foundation in conjunction with L5 Foundation, an organization dedicated to addressing the essential and basic needs of cancer patients, donated \$20,000 to five charities in a ceremony in Knoxville in August 2015
- The Pearl family announced on Feb. 27, 2007, a \$100,000 donation to endow a scholarship in the name of former Tennessee player Dane Bradshaw. The Dane Bradshaw Athletic Scholarship Endowment is awarded to the male or female student-athlete at UT who best epitomizes the characteristics of the 2006-07 senior captain

TOP PERFORMANCES UNDER PEARL AT AUBURN

MOST POINTS TEAM

- 119, vs. Northwestern State (Nov. 27, 2015)
119, vs. Winthrop (Nov. 24, 2017)
- 117, vs. Coastal Carolina (Dec. 15, 2016)
- 116, vs. CSUN (Nov. 15, 2019)
- 109, vs. UConn (Nov. 24, 2021)
109, at South Carolina (Jan. 23, 2021)

MOST POINTS INDIVIDUAL

- 34, Bryce Brown vs. Dayton (Dec. 8, 2018)
- 33, Samir Doughty vs. CSUN (Nov. 15, 2019)
- 32, Samir Doughty at Tennessee (Mar. 7, 2020)
- 31, Jabari Smith vs. Vanderbilt (Feb. 16, 2022)
31, Bryce Brown vs. Norfolk State (Nov. 10, 2017)
31, Mustapha Heron vs. Winthrop (Nov. 24, 2017)
31, Jared Harper at UAB (Dec. 15, 2018)

MOST REBOUNDS TEAM

- 66, vs. Mississippi College (Nov. 14, 2018)
- 60, at Arkansas [OT] (Feb. 8, 2022)
60, vs. Alabama (Feb. 12, 2020)
- 56, vs. Saint Joseph's (Nov. 26, 2020)
- 52, vs. Texas A&M (Feb. 12, 2022)
52, vs. Gardner-Webb (Dec. 6, 2017)
52, vs. CSUN (Nov. 15, 2019)

MOST REBOUNDS INDIVIDUAL

- 19, Walker Kessler at Arkansas [OT] (Feb. 8, 2022)
19, Cinmeon Bowers at Middle Tennessee (Dec. 12, 2015)
- 18, Cinmeon Bowers vs. Alabama (Jan. 19, 2016)
18, Cinmeon Bowers vs. Ole Miss (Feb. 20, 2016)
- 17, Cinmeon Bowers vs. Milwaukee (Nov. 14, 2014)
17, Cinmeon Bowers vs. Winthrop (Dec. 17, 2014)
17, Cinmeon Bowers vs. Mississippi State (Jan. 21, 2015)
17, Horace Spencer vs. Mississippi College (Nov. 14, 2018)
17, Austin Wiley vs. Alabama (Feb. 12, 2020)

MOST 3-POINTERS TEAM

- 22, vs. South Alabama (Dec. 4, 2020)
- 21, vs. Coastal Carolina (Dec. 15, 2016)
- 18, vs. South Alabama (Nov. 6, 2018)
18, vs. LSU (Feb. 8, 2020)
- 17, vs. Northwestern State (Nov. 27, 2015)
17, vs. Vanderbilt (Feb. 3, 2018)
17, vs. Arkansas (Feb. 20, 2019)
17, vs. North Carolina (Mar. 29, 2019)
17, vs. CSUN (Nov. 15, 2019)

MOST 3-POINTERS INDIVIDUAL

- 9, Bryce Brown at Arkansas (Feb. 17, 2016)
- 8, Kareem Canty at Middle Tennessee (Dec. 12, 2015)
8, Bryce Brown vs. South Carolina (Mar. 3, 2018)
8, Samir Doughty at Tennessee (Mar. 7, 2020)
- 7, Jabari Smith vs. Vanderbilt (Feb. 16, 2022)
7, KT Harrell vs. Coastal Carolina (Dec. 5, 2014)
7, Bryce Brown at Ole Miss (Jan. 9, 2019)
7, Bryce Brown vs. Kansas (Mar. 23, 2019)
7, Justin Powell vs. South Alabama (Dec. 4, 2020)

MOST FT MADE TEAM

- 36, vs. Missouri (Jan. 26, 2021)
- 33, vs. UConn (Nov. 24, 2021)
33, vs. Kentucky (Feb. 1, 2020)
- 31, vs. Arkansas (Feb. 10, 2015)
31, at Arkansas – Feb. 27, 2018)

MOST FT MADE INDIVIDUAL

- 18, Sharife Cooper vs. Missouri (Jan. 26, 2021)
- 15, KT Harrell vs. Georgia (Mar. 3, 2015)
15, Jared Harper at UAB (Dec. 15, 2018)
- 14, Jared Harper vs. Ole Miss (Jan. 7, 2017)
14, Samir Doughty vs. Kentucky (Feb. 1, 2020)
- 12, Jabari Smith vs. UConn (Nov. 24, 2021)
12, Desean Murray vs. Ole Miss (Jan. 9, 2018)
12, Jared Harper vs. South Carolina (Mar. 15, 2019)

MOST FT ATTEMPTED TEAM

- 46, at Missouri (Feb. 15, 2020)
- 44, vs. Kentucky (Feb. 1, 2020)
44, vs. Missouri (Jan. 26, 2021)
- 43, vs. Saint Joseph's (Nov. 26, 2020)
- 42, vs. Eastern Kentucky (Nov. 17, 2016)
42, vs. Alabama (Jan. 21, 2017)

MOST FT ATTEMPTED INDIVIDUAL

- 21, Sharife Cooper vs. Missouri (Jan. 26, 2021)
- 18, Cinmeon Bowers vs. Missouri (Jan. 10, 2015)
18, KT Harrell vs. LSU (Mar. 13, 2015)
18, Austin Wiley vs. Alabama (Jan. 21, 2017)
- 17, Jared Harper vs. Ole Miss (Jan. 7, 2017)
- 16, K.D. Johnson vs. UConn (Nov. 24, 2021)
16, Cinmeon Bowers vs. LSU (Feb. 2, 2016)
16, Jared Harper at UAB (Dec. 15, 2018)

MOST ASSISTS TEAM

- 27, vs. CSUN (Nov. 15, 2019)
- 26, vs. Nebraska (Dec. 11, 2021)
- 25, vs. Saint Peter's (Nov. 28, 2018)
- 24, vs. South Alabama (Nov. 6, 2018)
24, vs. South Alabama (Dec. 4, 2020)

MOST ASSISTS INDIVIDUAL

- 16, J'Von McCormick vs. CSUN (Nov. 15, 2019)
- 14, Jared Harper vs. Vanderbilt (Feb. 3, 2018)
- 13, Jared Harper vs. South Alabama (Nov. 6, 2018)
- 13, Jared Harper vs. North Carolina (Mar. 29, 2019)
- 11, Wendell Green Jr. vs. Georgia (Jan. 19, 2022)

MOST STEALS TEAM

- 20, vs. North Florida (Dec. 29, 2018)
- 18, vs. Tennessee (Feb. 22, 2020)
- 16, vs. Nebraska (Dec. 11, 2021)
16, vs. Saint Peter's (Nov. 28, 2018)
- 14, vs. Georgia (Jan. 20, 2018)
14, vs. Alabama (Feb. 21, 2018)
14, vs. Mississippi College (Nov. 14, 2018)
14, vs. Florida (Mar. 16, 2019)
14, vs. Tennessee (Mar. 17, 2019)
14, vs. New Mexico (Nov. 25, 2019)

MOST STEALS INDIVIDUAL

- 5, Walker Kessler vs. Nebraska (Dec. 11, 2021)
5, Zep Jasper vs. Nebraska (Dec. 11, 2021)
5, K.D. Johnson vs. Syracuse (Nov. 26, 2021)
5, K.D. Johnson vs. UConn (Nov. 24, 2021)
5, K.C. Ross-Miller vs. Oregon State (Nov. 26, 2014)
5, K.C. Ross-Miller vs. Middle Tennessee (Dec. 29, 2014)
5, Antoine Mason at LSU (Feb. 5, 2015)
5, Malik Dunbar vs. UNC Asheville (Dec. 4, 2018)
5, Chuma Okeke vs. Murray State (Dec. 22, 2018)
5, Chuma Okeke vs. North Florida (Dec. 29, 2018)
5, J'Von McCormick vs. Tennessee (Feb. 22, 2020)

MOST BLOCKS TEAM

- 14, vs. Texas A&M (Feb. 12, 2022)
14, vs. Yale (Dec. 4, 2021)
14, vs. LSU (Dec. 29, 2021)
14, at Georgia (Jan. 13, 2021)
14, vs. Missouri (Jan. 26, 2021)

MOST BLOCKS INDIVIDUAL

- 12, Walker Kessler vs. Texas A&M (Feb. 12, 2022)
- 11, Walker Kessler vs. LSU (Dec. 29, 2021)
- 8, Walker Kessler vs. Ole Miss (Feb. 23, 2022)
8, Walker Kessler vs. Alabama (Feb. 1, 2022)
- 7, Walker Kessler vs. Vanderbilt (Feb. 16, 2022)
7, Walker Kessler at Arkansas [OT] (Feb. 8, 2022)
7, Walker Kessler at Ole Miss (Jan. 15, 2022)
7, Walker Kessler vs. Murray State (Dec. 22, 2021)
7, Horace Spencer at Arkansas (Feb. 17, 2016)

INSIDE THE SERIES WITH MISSISSIPPI STATE

» The Tigers and Bulldogs are set to square off for the 150th time in series history on Wednesday. Auburn holds a 78-70 advantage all-time. On the court, the Tigers have won six of the last eight, including five of the last six overall. The 2017 win at Auburn was vacated in December by the NCAA.

» Head coach Bruce Pearl is 10-5 (11-5 on court) against the Bulldogs in his career and is 5-3 (6-3 on court) vs. Mississippi State head coach Ben Howland with all nine of the matchups coming with both coaches at their current schools.

MISSISSIPPI STATE NOTABLES

» The Bulldogs enter Wednesday's game having won three of their last four. Tolu Smith has led State in scoring in three of those four games and is averaging 13.8 points over the last five contests.

» Iverson Molinar is third in the SEC in scoring averaging 18.1 points per contest, scoring in double figures in all 29 games this season. Molinar leads the league in free throw percentage connecting at a 87.5 percent clip and his 140 made from the charity stripe is second to Vanderbilt's Scotty Pippen Jr. (170 FTM).

» As a team, Mississippi State is second in the SEC in field goal percentage (.459) and rebounding margin (+5.6). Nationally, the Bulldogs are 11th in free throw attempts (619) and 15th in free throws made (448).

IN SEARCH OF A CHAMPIONSHIP

» The first-place Tigers remain in the hunt for a SEC regular-season championship title despite a 67-62 setback at No. 17-ranked Tennessee on Saturday. Two wins this week – and Auburn would win the title outright, while a split – a potential share with three teams (Arkansas, Tennessee and Kentucky) currently tied for second with 12-4 marks in conference play.

PLAYER TO WATCH: JABARI SMITH

» Freshman forward Jabari Smith has turned in three of his Top-3 scoring performances this season over the last four contests including a game-high 27 points versus the Volunteers this past weekend. He also registered a career-high 31 points against Vanderbilt on Feb. 16 and poured in 28 points at Florida on Feb. 19. Over the last four games he's averaging 25.3 points and 7.0 rebounds a game.



» Auburn is in search of its fourth SEC regular season title and first since 2018 under Pearl. The Tigers first league crown came in 1960 under Joel Eaves and 39 years later Cliff Ellis directed the program to their second.

» Bruce Pearl would become just the 10th coach in SEC history to win three or more SEC championships. Pearl also won in 2008 with Tennessee. He would be the first AU coach with two SEC titles.

Auburn's SEC Regular Season Championships

2018	13-5	Bruce Pearl
1999	14-2	Cliff Ellis
1960	12-2	Joel Eaves

25 AND COUNTING

» Auburn's 25 wins are tied for the fourth-most wins in the program's single-season history. It's next win will equal the third most set four seasons ago (2017-18)

» Four of the top five single-season win totals have come under Bruce Pearl

» Auburn's single-season highest win total:

Total	Year	Coach
1. 30	2018-19	Bruce Pearl
2. 29	1998-99	Cliff Ellis
3. 26	2017-18	Bruce Pearl
4. 25	2021-22	Bruce Pearl
25	2019-20	Bruce Pearl
6. 24	2008-09	Jeff Lebo
24	1999-00	Cliff Ellis

ELITE COMPANY

» Auburn has recorded four 25-win campaigns over the last five years – currently one of only four schools next to No. 1/1 Gonzaga (on pace to 5-of-5), Duke and Belmont to lay claim to that feat. Houston (24), Kansas (23), Villanova (21), New Mexico State (23), Kentucky (23), and Vermont (24) are knocking on the door of joining the 4-of-5 25-win season club.

TALE OF THE TAPE



Scoring Offense	79.1	71.6
Scoring Defense	66.9	66.2
Scoring Margin	+12.2	+5.3
Field Goal Pct.	.445	.459
Field Goal Pct. Def.	.382	.430
3-pt. FG Per Game	8.0	4.9
3-pt. FG Pct.	.318	.302
3-pt. FG Pct. Def.	.314	.318
Free Throw Pct.	.735	.724
Free Throws Made	14.7	15.4
Rebounds	40.1	36.0
Rebound Margin	+4.3	+5.6
Assists	14.5	13.3
Assist/Turnover Ratio	1.2	1.0
Turnover Margin	+2.7	+0.4
Steals	8.7	8.1
Blocks	8.2	3.4

SERIES HISTORY

Date	H/A/N	Result
Jan. 20, 2007	A	L, 76-87
Feb. 10, 2007	H	L, 83-91
Feb. 9, 2008	H	L, 64-83
Feb. 27, 2008	A	L, 78-89
Feb. 14, 2009	H	W, 91-76
Feb. 28, 2009	A	W, 76-58
Feb. 13, 2010	A	L, 75-85 (OT)
Mar. 3, 2010	H	W, 89-80
Jan. 16, 2011	A	L, 66-85
Feb. 12, 2011	H	W, 65-62
Feb. 4, 2012	A	L, 88-91
Feb. 18, 2012	H	W, 65-55
Mar. 9, 2013	A	L, 71-74 (OT)
Jan. 22, 2014	A	L, 74-82
Feb. 15, 2014	H	W, 92-82
Jan. 21, 2015	H	L, 71-78
Mar. 11, 2015	N	W, 74-68
Mar. 5, 2016	A	L, 66-79
Feb. 7, 2017	H	## W, 98-92
Jan. 13, 2018	A	W, 76-68
Jan. 26, 2019	A	L, 84-92
Mar. 2, 2019	H	W, 80-75
Jan. 4, 2020	A	W, 80-68
Mar. 6, 2021	H	W, 78-71

at Auburn	Auburn leads 47-23
at Auburn Arena	Auburn leads 5-1
at BEMC	Auburn leads 30-12
at Mississippi State	Miss. State leads, 44-27
at Humphrey Coliseum	Miss. State leads 29-14
at Neutral Sites	Auburn leads 4-3
Bruce Pearl vs. Mississippi State	10-5
Ben Howland vs. Auburn	2-5
SEC Tournament	Series tied 2-20
Current Series Streak	3 by Auburn
Longest Auburn Streak	9 ('96-'97/'00-'01)
Longest Vandy Streak	8 ('00-'01/'04-'05)

- win vacated by NCAA Committee on Infractions

ROAD WARRIORS

» Prior to losing in overtime at Arkansas on Feb. 8, Auburn had a perfect 7-0 mark in true road games, including a 5-0 road record in SEC play.
 » Auburn is 7-3 (.700) in true road games while the rest of the SEC is 40-76 (.345). In SEC games, the Tigers are 5-3 (.625) vs. 35-70 (.333) mark by the other 13 schools. The Tigers are the only SEC school with two loss in true road games this season and only team with five SEC road wins. Auburn last won six SEC road games in 1998-99.
 » Equally impressive is that four of those seven wins have seen the Tigers overcome a 10 or more point deficit, including Jan. 25 at Missouri (10).

BEST 5 YEAR RUN IN SCHOOL HISTORY

» Auburn has won 119 games since the start of the 2017-18 season, which marks the best five-year win total in school history.

Best 5-year win total in AU history

1. 119 2017-18 to current (B. Pearl, Flanigan, S. Pearl)
2. 105 1998-99 to 2002-03 (Ellis)
3. 104 1995-96 to 1999-00 (Ellis)

BLOCK PARTY

» Auburn leads the country in blocked shots per game (8.2) and total blocks (239). The Tigers' 239 total blocks are a school single-season record, which was broken on Feb. 8 at Arkansas after just 24 games.
 » Sophomore Walker Kessler is first nationally in total blocks (135) and blocks per game (4.7). Kessler's 135 blocks is the Auburn school single-season record. Kessler broke the school mark on Feb. 23 against Ole Miss, breaking the previous record of 123 set by Kyle Davis in 2002-03.
 » AU has three 14 block games this season, including against Texas A&M where Kessler had a career-best 12. The Tigers also had 14 blocks in their SEC opener against LSU on Dec. 29 and against Yale on Dec. 4. The 14 block performances are three off from the school single-game record (17 vs. Nicholls State in 2011 – SEC record is 18).
 » The Tigers' 8.2 blocks per game average is on pace to be the second best in SEC history (8.6, Kentucky, 2012) and the 239 are tied for the eighth most in a SEC single season.
 » Auburn's average of 8.24 bpg is eighth-best in NCAA Division I history. The 1988-89 Georgetown Hoyas' average of 9.09 is the D1 record.

Auburn Single Season Blocked Shots

1. 2021-22	239
2. 2018-19	190
3. 2017-18	180
4. 2002-03	178
5. 2020-21	163

Individual Single Season Blocked Shots

1. Walker Kessler (2021-22)	135
2. Kyle Davis (2002-03)	126
3. Kyle Davis (2000-01)	84
4. Kyle Davis (2001-02)	78
Mamadou N'diaye (1998-99)	77

TOP OF THE PACK

» In the last five seasons, no team in the SEC has won more than Auburn as the Tigers are one of six programs to amass 100+ wins. Listed below are the records of all 14 SEC teams from the 2017-18 season until now.

Team	'17-18	'18-19	'19-20	'20-21	'21-22	Total
Auburn	26-8	30-10	25-6	13-14	25-4	119-42
Tennessee	26-9	31-6	17-14	18-9	21-7	113-44
Kentucky	26-11	30-7	25-6	9-16	23-6	113-46
Arkansas	23-12	18-16	20-12	25-7	23-6	109-53
LSU	18-15	28-7	21-10	19-10	20-9	106-51
Miss. State	25-12	23-11	20-11	18-15	17-12	103-61
Alabama	20-16	18-16	16-15	26-7	19-10	99-64
Florida	21-13	20-16	19-12	15-10	18-11	93-62
Texas A&M	22-13	14-18	16-14	8-10	18-11	78-66
Missouri	20-13	15-17	15-16	16-10	10-19	76-75
Ole Miss	12-20	20-13	15-17	16-12	13-16	76-78
S. Carolina	17-16	16-16	18-13	6-15	17-11	74-71
Georgia	18-15	11-21	16-16	14-12	6-23	65-87
Vanderbilt	12-20	9-23	11-21	9-16	14-14	55-94

NON-CONFERENCE SUCCESS

» The Tigers have the best winning percentage (.870) among SEC schools in the last six years in non-conference games and are second in total non-SEC wins during that time with 60.

Team	'16-17	'17-18	'18-19	'19-20	'20-21	'21-22	Total (Pct.)
Auburn	6-2 ##	12-1	11-2	13-0	6-3	12-1	60-9 (.870)
Arkansas	11-2	11-2	9-4	12-1	12-3	11-2	66-14 (.825)
Miss. State	9-3	12-1	12-1	9-4	10-5	9-4	61-18 (.772)
Tennessee	8-5	10-2	12-1	8-5	8-2	9-3	55-18 (.753)
LSU	8-4	9-3	10-3	9-4	8-4	12-1	56-19 (.747)
Kentucky	10-3	11-2	11-2	10-3	1-7	11-2	54-19 (.740)
Texas A&M	8-4	11-2	7-5	6-6	6-2	11-2	49-21 (.700)
Florida	10-3	9-4	8-5	8-5	6-3	10-3	51-23 (.689)
Georgia	9-4	9-3	9-4	10-3	7-1	5-8	50-23 (.685)
Alabama	7-5	9-4	9-4	8-5	10-5	10-3	54-25 (.684)
Ole Miss	9-4	7-6	10-3	9-4	6-4	9-4	50-25 (.667)
Missouri	5-7	10-3	9-3	8-5	8-2	6-7	46-27 (.630)
S. Carolina	10-3	9-4	5-8	8-5	2-3	9-3	43-26 (.623)
Vanderbilt	7-6	6-7	9-4	8-5	6-3	8-4	44-29 (.603)

Record does not include results that were vacated by the NCAA Committee on Infractions.

CLASS OF THE SEC: MOST GRADUATES SINCE 2014

When it comes to graduating players, nobody in the SEC has done it better than Head Coach Bruce Pearl and Auburn. Since 2014, the Tigers have had 32 student-athletes walk across the graduation stage and earn their degrees, which is the highest number in the SEC. Pictured below is recent graduate Anfernee McLemore, who earned two degrees in his four seasons with the Tigers.



SEC Single Season Blocked Shots

1. Kentucky (40g) - 2012	344
2. Kentucky (38g) - 2010	273
3. Mississippi State (36g) - 2009	271
Mississippi State (36g) - 2010	271
5. Kentucky (39g) - 2015	268
6. Mississippi State (34g) - 2008	267
7. Kentucky (39g) - 1998	240
8. Auburn (29g) - 2022	239
Kentucky (38g) - 2011	239
10. Kentucky (36g) - 2009	238

DOUBLE TROUBLE

» Freshman forward Jabari Smith and sophomore post Walker Kessler have been one of the nation's top front court duos. They have combined to average 28.4 points, 15.0 rebounds, 5.7 blocks on the season while shooting 51.3 percent from the field combined.

» They are the only tandem in the SEC to rank among the top 13 in the league in scoring and rebounding in conference games.

TRIPLE-DOUBLE WALKER

» Sophomore post Walker Kessler recorded his second triple-double of the season in a win on Feb. 12 over Texas A&M with 12 points, 11 rebounds and a career-high 12 blocks. His first career triple-double came on Dec. 29 versus LSU (16 pts, 10 reb, 11 blk).

» He is the fifth player in SEC history to record multiple triple-doubles with only Shaquille O'Neal (6) to record more.

» Of the 29 all-time triple-doubles achieved by SEC players, on 18 have come in SEC games.

SEC Career Triple Doubles	Total	vs. SEC
Shaquille O'Neal, LSU (1990-92)	6	3
Walker Kessler, AU (2022)	2	2
Roy Rogers, ALA (1996)	2	2
Jarvis Varnado, MSU (2008-10)	2	2
Nick Calathes, UF (2008-09)	2	1

RIISING THE FRESHMAN CHARTS

» Freshman Jabari Smith is having one of the best rookie campaigns in Auburn history. Listed is where Smith ranks among the AU single-season freshman top 10 list:

Category	Total	Rank	Next
Points	481	5th	4th, 485
Scoring Avg.	16.6	5th	4th, 16.9
Rebounds	199	6th	5th, 214
Rebound Avg.	6.83	6th	5th, 7.06
FG Made	155	T5th	4th, 179
FG Attempts	357	5th	4th, 416
3-point FG	65	2nd	1st, 78
3-point FGA	155	8th	7th, 157
3-point Pct.	.419	2nd	1st, .423
FT Made	106	2nd	1st, 137
FT Attempts	131	5th	4th, 132
FT Pct.	.809	5th	4th, .820
Games Started	29	T9th	5th, 30
Double Figures	24	T3rd	2nd, 26
20-pt Games	11	T4th	2nd, 12
25-pt Games	4	T4th	3rd, 5
Double Doubles	4	T6th	5th, 5
10-reb Games	5	T5th	4th, 7

AUBURN SINGLE-SEASON RECORD WATCH

» Below is where the Tigers rank in the school single-season record book:

Category	Total	Rank	Next
Wins	25	T5th	3rd, 26
Winning Pct.	.862	5th	4th, .864
Scoring Margin	+12.2	3rd	2nd, +17.4
Blocks	239	1st	---
Steals	251	11th	9th, 252

NEVER GIVE UP

» The Tigers have won six games this season when trailing by double-digits, including four or the road.

Opponent	Deficit	Final
at USF	15, 5:26 1st H	W, 58-52
at St. Louis	13, 9:13 2nd H	W, 74-70
at Ole Miss	14, 6:04 1st H	W, 80-71
vs. Kentucky	12, 14:01 1st H	W, 80-71
at Missouri	10, 14:12 1st H	W, 55-54
vs. Vanderbilt	11, 17:23 1st H	W, 94-80

STRENGTH IN NUMBERS

» With an 10-player rotation, the Auburn bench has outscored its opponents' bench, 751-493, this season including 44-20 advantage on Feb. 1 against Alabama and a 40-11 at South Carolina on Jan. 4 to ring in the New Year.

» The Tiger reserves have accounted for 33 percent of the team's scoring output behind sixth man Wendell Green Jr. (12.5 ppg), Devin Cambridge (5.8 ppg), Jaylin Williams (5.6 ppg), Dylan Cardwell (3.0 ppg), Lior Berman (2.4 ppg) and Chris Moore (2.0 ppg).

» Thru games of Feb. 26, Wendell Green Jr.'s 282 bench points are tied for ninth most by a player nationally this season.

» Auburn's 44 bench points against Alabama on Feb. 1 were tied for the third most in the Bruce Pearl Era and most in a SEC game under Pearl since his first Tiger team had 44 at Arkansas on Feb. 10, 2015. The most bench points under Pearl is 52 against Mississippi College on Nov. 14, 2018.

BALANCED ATTACK IN SEC PLAY

» The Tigers have four players averaging double figures in conference games, led by sophomore guard Jabari Smith's 16.5 points per game. Also averaging double figures in conference games are Wendell Green Jr. (13.2 ppg), Walker Kessler (13.0 ppg) and K.D. Johnson (12.0 ppg). Auburn and Arkansas are the only teams with at least three players averaging 13.0 points in SEC play.

» The last time AU had four players average in double figures in SEC play was the 2008-09 season (DeWayne Reed, 13.6 ppg; Korvotney Barber, 12.8 ppg; Tay Waller, 12.1 ppg; Rasheem Barrett, 11.9 ppg).

KARL MALONE FINALIST

» Auburn freshman forward Jabari Smith was named one of 10 watch list candidates for the 2022 Karl Malone Power Forward of the Year Award as announced by the Naismith Memorial Basketball Hall of Fame on Feb. 3.

» Smith is currently the Tigers' leading scorer averaging 16.6 points with 6.8 rebounds per game. He is also shooting 43.4 percent from the floor and 41.9 percent from beyond the 3-point arc this season. Smith has scored in double figures in 24-of-29 games played including four double-double performances and 11 20-point outings.

ABDUL-JABBAR CENTER OF YEAR WATCH LIST

» Auburn sophomore forward/center Walker Kessler (Newnan, Ga.) was named one of 10 watch list members for the 2022 Kareem Abdul-Jabbar Center of the Year Award as announced by the Naismith Memorial Basketball Hall of Fame on Feb. 4.

» Kessler is averaging 11.8 points, 8.2 rebounds and 4.7 blocks per game for the Tigers. His 4.7 blocks per game and 135 total blocks both leads the country. He has recorded 11 double-doubles this season including a national leading two triple-doubles.

NO. 1 IN THE AP POLL

» Auburn move up to No. 1 in The Associated Press Top 25 Poll on January 24th for the first time in program history and held that spot for three consecutive weeks. On Jan. 31, the Tigers were tied for first with Gonzaga atop the USA Today Coaches' Poll, also a program first. Auburn is one of only eight SEC schools (Alabama, Arkansas, Florida, Kentucky, Missouri, South Carolina and Tennessee) all-time to ever achieve a AP No. 1 national ranking.

» Coach Pearl is one of only three known head coaches to ever lead a school to a No. 1 national ranking next to Frank McGuire (St. John's, North Carolina, South Carolina) and John Calipari (UMass, Memphis, Kentucky). He is the first to lead two SEC schools to the program's first-ever No. 1 national ranking.

SOLD OUT JUNGLE

» For the 15-straight home game this season and 55th time in Auburn Arena (2010-Present) history, the Tigers had a capacity crowd (9,121) against Ole Miss on Feb. 23. A ticket to an Auburn Men's Basketball game is the toughest in town as the remainder of the home slate is sold out. Stubhub is Auburn Athletics' official secondary ticket market for fans looking to attend the game.

WELCOME TO THE JUNGLE

» Auburn is a perfect 15-0 on its home court this season and have won 17 in a row at Auburn Arena dating back to last season. The 17-game home win streak is tied for the fourth longest in the country and second longest in the SEC.

» The 16-game win streak inside Auburn Arena is the tied for the fourth-longest home court winning streak in program history and the longest since winning 19 straight from Feb. 2019 to March 2020.

» Auburn's top 5 home winning streak:

First win to last win of streak	Streak
1. Jan. 26, 1957 to Jan. 2, 1961	36
2. Mar. 11, 1998 to Feb. 19, 2000	30
3. Feb. 20, 2019 to Feb. 25, 2020	19
4. Feb. 27, 2021 to current	17
Jan. 11, 1927 to Feb. 9, 1928	17

AUBURN'S CONSISTENT RISE IN THE TOP 10

» Auburn has been ranked in the Top 10 in four of the last five years under Head Coach Bruce Pearl. The Tigers were previously ranked in the Top 10 seven times during the 1958-59 (2nd), 1960-61 (9th), 1962-63 (9th), 1985-86 (10th), 1986-87 (5th), 1998-99 (2nd) and 1999-00 (2nd) campaigns. Below are the highest national rankings achieved by the program in the Pearl Era. He has led three teams to a No. 1 national ranking – Southern Indiana (1997), Tennessee (2008) and now Auburn.

2017-18: 8th

2018-19: 7th

2019-20: 4th

2021-22: 1st

CONTRACT EXTENSION FOR BP

» On January 29, Auburn Director of Athletics Allen Green announced that Auburn and Coach Pearl agreed to a new eight-year contract that runs through 2030. The contract will pay Pearl \$5.4 million annually with a \$250,000 annual escalator.

SAME HOME, NEW NAME: NEVILLE ARENA

» Auburn Arena will soon have a new name: Neville Arena in recognition of the single largest gift in Auburn Athletics history from Bill and Connie Neville. A dedication marking the official name change will take place March 4 at the venue, with an on-court recognition March 5. Bill and Connie are members of the Pat Dye Society, Tigers Unlimited's highest level of giving.

ROAD WIN STREAK #2 IN SCHOOL HISTORY

» The Tigers' seven-game road win streak to start the season was the second longest in school history. Auburn won eight consecutive away from home during a two-season span during the 1957-58 and 1958-59 seasons. The Tigers' streak was snapped on Feb. 8 in a 80-76 overtime loss at Arkansas.

40 IN A ROW

» Auburn has won 40 consecutive non-conference games at Auburn Arena. Its last non-conference home loss was Jan. 20, 2016 vs. Oklahoma State (63-74). Bruce Pearl is 50-3 at Auburn in non-conference home games.

SCORING IN BUNCHES

» Auburn's streak of 80 or more points in six straight SEC games (81.7 ppg) was snapped at Missouri on Jan. 25. The six-game streak marked the first time it has accomplished the feat since the 1977-78 season when it scored 80 or more during a eight-game stretch (89.5 ppg) from Feb. 6-March 6 (4-4 record).

» The Tigers have scored 80 or more points in eight of 15 SEC games in 2022.

GAMEDAY VISITS THE PLAINS

» For the second time in program history, ESPN's College GameDay came to Auburn on Saturday, Feb. 12. The one-hour show hosted by Rece Davis, along with analysts Jay Bilas, LaPhonso Ellis and Seth Greenberg, was live ahead of the No. 1-ranked Tigers' SEC matchup with Texas A&M at Auburn Arena. The Tigers previously hosted the CGD crew ahead of their game against Kentucky on Feb. 1, 2020.

HONORING COACH SONNY SMITH

» Sonny Smith, the first coach to lead the Auburn men's basketball program to the NCAA Tournament was honored with a banner unveiling in Auburn Arena on January 29.

» Smith served as Auburn's head coach from 1978-89, compiling a record of 173-154, guiding the Tigers to five consecutive NCAA Tournament appearances from 1984-88. He currently provides color commentary for Auburn men's basketball on the Auburn Sports Network, a role he has held since 2012.

» He directed Auburn to its first-ever NCAA Tournament in 1984 and to its first-ever SEC Tournament title in 1985. He led Auburn to its first-ever Sweet 16 appearance in 1985 and a year later to its first-ever Elite Eight appearance. Smith was named SEC Coach of the Year in 1984 and 1988 and was the NABC District Coach of the Year in 1984. Smith was inducted into the Alabama Sports Hall of Fame in 2007 and the Tennessee Sports Hall of Fame in 2020.

FATHER-SON COACHING DUOS

» The Pearls are one of eight father-son duos coaching in college basketball this season.

Auburn – Bruce & Steve Pearl

Bellarmine – Scott & Doug Davenport

CSU Bakersfield – Rod & Brandon Barnes

CSUN – Trent & Terry Johnson

Davidson – Bob & Matt McKillop

Detroit Mercy – Mike Davis & Mike Davis Jr.

High Point – Tubby & G.G. Smith

Houston – Kelvin & Kellen Sampson

HONORS & AWARDS

BABUTUNDE AKINGBOLA

» SEC Basketball Leadership Council

ALLEN FLANIGAN

» Coaches' Preseason All-SEC First Team

WENDELL GREEN JR.

» Bob Cousy Point Guard of the Year Watch List

» SEC Player of the Week (Feb. 7)

JABARI SMITH

» Karl Malone Award Top 10 Finalist

» John Wooden Award Watch List

» Coaches' Preseason All-SEC Second Team

» SEC Freshman of the Week (Feb. 21)

» SEC Freshman of the Week (Jan. 24)

» SEC Co-Freshman of the Week (Jan. 17)

» SEC Co-Freshman of the Week (Jan. 3)

» SEC Freshman of the Week (Nov. 29)

WALKER KESSLER

» Kareem Abdule-Jabbar Award Watch List

» Naismith Men's Defensive Player of the Year Watch List

» USBWA National Player of the Week (Jan. 4)

» SEC Co-Player of the Week (Feb. 14)

» SEC Co-Player of the Week (Jan. 24)

» SEC Player of the Week (Jan. 3)

COACH BRUCE PEARL

» Naismith Coach of the Year Watch List

A PEARL FOR A PEARL

» A rarity, the North Alabama game was the fourth known time a son took over the head coaching reins for his father during the same season in the NCAA Division I coaching ranks:

UNLV – Charlie & Jay Spoonhour
(2003-04 Season – 10 Games)
Oklahoma State – Eddie & Sean Sutton
(2005-06 Season – 9 Games)
Texas Tech – Bob & Pat Knight
(2007-08 Season – 11 Games)
Auburn – Bruce & Steven Pearl
(2021-22 Season – One Game)

PEARL RISING IN SEC RECORD BOOK

» Through his tenures as head coach at two SEC schools - Auburn and Tennessee - Bruce Pearl is among the Top 15 coaches in conference history in terms of wins at SEC schools only and SEC regular season wins. Below is where he stands in the SEC coaching ranks all-time:

By Victories (SEC Schools Only)

8.	Tubby Smith	UGA/UK	308
9.	Joe B. Hall	UK	297
	Hugh Durham	UGA	297
11.	Bruce Pearl ##	AU/UT	294
	Rick Stansbury	MSU	293
13.	Ray Mears	UT	278
	Roy Skinner	VU	278
15.	Wimp Sanderson	UA	265
	John Mauer	UK/UT/UF	265

SEC Regular Season Games

12.	Kevin Stallings	VU	138
13.	Wimp Sanderson	UA	132
14.	Bruce Pearl ##	AU/UT	129
15.	Norm Sloan	UF	126
16.	Joel Eaves	AU	124
17.	Rick Stansbury	MS	122

Record does not include results that were vacated by the NCAA Committee on Infractions.

ON TO THE LEAGUE

» Auburn lost four of its top six scorers from last year, including NBA Draft picks in guard Sharife Cooper (20.2 ppg, 8.0 apg) and forward JT Thor (9.4 ppg, 5.0 rpg). Thor was a first-round pick of the Charlotte Hornets, while Cooper was a second rounder to the Atlanta Hawks.

» Auburn's 4 NBA Draft picks in last three years is tied for seventh most nationally and third in the Southeastern Conference.

» The four draft picks in last three years are the most for Auburn in the modern draft era (Chuma Okeke, Isaac Okoro, JT Thor, Sharife Cooper).

AUBURN VS. TOP-25 OPPONENTS

» Auburn is 75-219 against teams from the AP Top 25 all-time, including a 3-2 mark in 2021-22. Three years ago, the Tigers set a program record by defeating six top-25 teams, including five in a row from the SEC Tournament title to a trip to the Final Four.

AUBURN AS A RANKED TEAM

» Auburn entered the 2021-22 season ranked No. 22 in the preseason Associated Press Top 25 poll, marking the seventh time in school history it has appeared in the preseason poll. It is the third time in the Pearl Era, all in the last four years, that the Tigers have been ranked to begin the season.

» Under Bruce Pearl, the Tigers are 83-24 when ranked, including a 25-4 mark in 2021-22.

FLANIGAN RETURNS TO LINEUP

» Auburn junior guard Allen Flanigan, the SEC's fourth leading returning scorer, had a successful procedure in early September to repair his right Achilles after suffering a non-basketball related trauma. He made a return to the lineup versus Murray State on Dec. 22 and started against No. 16 LSU on Dec. 29.

» He and his father, Wes, an alum and assistant coach for the Tigers, are one of 24 known father-son coach-player combos currently in NCAA Division I. The list also includes Dan and Andrew Hurley (UConn), Mike and Antoine Davis (Detroit Mercy), Penny and Jayden Hardaway (Memphis), Juwan and Jace Howard (Michigan), Tom and Steven Izzo (Michigan State) and Frank and Brandon Martin (South Carolina) to name a few notable father-sons.

PRESEASON HONORS AND WATCH LIST

» A pair of Tigers appear on some of the nation's top watch lists. Freshman Jabari Smith is a member of the John Wooden Preseason Top 50 Watch List which identifies 50 players for national player of the year and all-America honors. Smith also is on the Karl Malone Award Watch List which is presented each year to the country's top power forward. Sophomore center Walker Kessler is on the Kareem Abdul-Jabbar Award Watch List, given annually to the nation's top center.

» Allen Flanigan was named to the Coaches' Preseason All-SEC first team while Jabari Smith was named to the second team. Smith, the highest rated player ever signed at Auburn, was the only freshman to be voted on either team.

NABC TABS TIGERS FOR ACADEMICS

» The 2020-21 Auburn men's basketball team was named a recipient of the National Association of Basketball Coaches (NABC) Team Academic Excellence Award. The award, created by the NABC Committee on Academics, recognizes outstanding academic achievement by a team with a cumulative grade point average (GPA) of 3.0 or better. The Tigers earned the award for the first time since its inception in 2013 and were one of only two Southeastern Conference teams to garner recognition, in addition to Tennessee.

SEC IN STRETCH

» Babatunde "Stretch" Akingbola represented Auburn at this year's Southeastern Conference Basketball Leadership Council that was held in September. The council consisted of one male representative and one female representative from each of the SEC's 14 institutions. The goal of the leadership council is for student-athletes to serve as a conduit of communication from their teams to the conference office on issues related to student-athlete experience, student-athlete wellness, and to provide feedback on proposed rules governing the SEC and NCAA.

STAT RANKINGS (THRU GAMES OF FEB. 27)

TEAM	Value	SEC	NCAA
Winning Pct.	.862	1st	6th
Scoring Offense	79.1	3rd	24th
Scoring Defense	66.9	7th	109th
Scoring Margin	+12.2	2nd	14th
Field Goal Pct.	.445	4th	157th
Field Goal Pct. Def.	.382	1st	7th
3-pt. FG Per Game	8.0	5th	129th
3-pt. FG Pct.	.318	9th	276th
Free Throw Pct.	.735	3rd	106th
Free Throw Made	425	6th	41st
Free Throws Att.	578	7th	47th
Rebounds	40.1	2nd	14th
Rebound Margin	+4.3	3rd	63rd
Off. Rebounds	12.6	5th	21st
Def. Rebounds	27.6	1st	35th
Assists	14.5	4th	82nd
Assist/Turnover	1.20	3rd	73rd
Turnover Margin	+2.7	5th	44th
Turnovers Forced	14.8	7th	53rd
Blocks	8.2	1st	1st
Steals	8.7	4th	24th

INDIVIDUAL	Value	SEC	NCAA
Assist-to-Turnover Ratio			
Wendell Green Jr.	2.2	3rd	61st

Assist Per Game	Value	SEC	NCAA
Wendell Green Jr.	5.0	3rd	37th

Blocks Per Game	Value	SEC	NCAA
Walker Kessler	4.7	1st	1st

Defensive Rebounds Per Game	Value	SEC	NCAA
Jabari Smith	6.1	3rd	47th

Double Doubles	Value	SEC	NCAA
Walker Kessler	11	2nd	22nd

Rebounds Per Game	Value	SEC	NCAA
Walker Kessler	8.2	4th	58th

Steals Per Game	Value	SEC	NCAA
K.D. Johnson	2.0	5th	39th

Total Assists	Value	SEC	NCAA
Wendell Green Jr.	144	3rd	30th

Total Blocks	Value	SEC	NCAA
Walker Kessler	131	1st	1st
Dylan Cardwell	38	5th	85th

Total Rebounds	Value	SEC	NCAA
Walker Kessler	237	3rd	45th

Total Steals	Value	SEC	NCAA
K.D. Johnson	57	4th	25th

Triple Doubles	Value	SEC	NCAA
Walker Kessler	2	1st	1st

CURRENT STREAKS

Overall	Lost 1
vs. Unranked	Won 1
vs. Ranked	Lost 1
Home	Won 17
vs. SEC	Won 10
vs. Non-SEC	Won 7
vs. Ranked	Won 2
vs. Unranked	Won 15
Road	Lost 3
vs. SEC	Lost 3
vs. Non-SEC	Won 2
vs. Ranked	Won 2
vs. Unranked	Lost 2
Neutral	Won 3
vs. Ranked	Lost 1
vs. Unranked	Won 3

CONSECUTIVE GAMES WITH A 3-POINTER

Jabari Smith	24
Wendell Green Jr.	2
K.D. Johnson	1

CONSECUTIVE GAMES WITH 10+ POINTS

Jabari Smith	4
K.D. Johnson	1

AUBURN IN THE RANKINGS

Date	AP	Coaches	NET
Preseason	22	22	-
Week 2	21	22	-
Week 3	19	22	-
Week 4	21	20	-
Week 5	18	21	16
Week 6	13	14	11
Week 7	12	12	9
Week 8	11	11	10
Week 9	9	9	6
Week 10	4	4	6
Week 11	2	2	5
Week 12	1	2	5
Week 13	1	T-1	6
Week 14	1	2	7
Week 15	2	2	7
Week 16	3	4	10
Week 17	5	5	11

ASSOCIATED PRESS POLL (FEB. 28)

Rank	School	Record	Points
1	Gonzaga (46)	24-3	1504
2	Arizona	25-3	1360
3	Baylor (4)	24-5	1342
4	Duke (11)	25-4	1306
5	Auburn	25-4	1268
6	Kansas	23-5	1224
7	Kentucky	23-6	1215
8	Purdue	24-5	1129
9	Providence	24-3	1021
10	Wisconsin	23-5	865
11	Villanova	21-7	861
12	Texas Tech	22-7	850
13	Tennessee	21-7	770
14	Houston	24-4	759
	Arkansas	23-6	759
16	USC	25-4	557
17	UCLA	21-6	498
18	UConn	21-7	480
19	Saint Mary's	24-6	449
20	Illinois	20-8	383
21	Texas	21-8	364
22	Murray State	28-2	333
23	Ohio State	18-8	191
24	Iowa	20-8	99
25	Alabama	19-10	90

Others receiving votes: Boise State 56, Davidson 20, Colorado State 19, South Dakota State 12, Notre Dame 9, LSU 7, Michigan State 6, San Diego State 5, Marquette 4, Iowa State 4, North Texas 3, Vermont 2, Northern Iowa 1

USA TODAY COACHES POLL (FEB. 28)

Rank	School	Record	Points
1	Gonzaga (20)	24-3	771
2	Duke (9)	25-4	726
3	Arizona	25-3	707
4	Baylor (1)	24-5	649
5	Auburn (1)	25-4	643
6	Kentucky (1)	23-6	638
7	Kansas	23-5	615
8	Providence	24-3	596
9	Purdue	24-5	545
10	Wisconsin	23-5	522
11	Villanova	21-7	458
12	Texas Tech	22-7	415
13	Tennessee	21-7	401
14	Houston	24-4	376
15	Arkansas	23-6	356
16	USC	25-4	319
17	Illinois	20-8	271
18	UCLA	21-6	252
19	UConn	21-7	244
20	Saint Mary's	24-6	220
21	Texas	21-8	195
22	Murray State	28-2	166
23	Ohio State	18-8	104
24	Alabama	19-10	44
25	Iowa	20-8	42
	Michigan State	19-9	42

Others receiving votes: Colorado State 14, Boise State 13, Notre Dame 10, Marquette 9, Wake Forest 8, Wyoming 6, Seton Hall 6, North Texas 4, San Francisco 3, North Carolina 3, Creighton 2, Iowa State 2, South Dakota State 1, Miami 1, San Diego State 1

AUBURN'S RECORD

Overall	25-4	151-96
Home	15-0	90-29
Away	7-3	32-54
Neutral	3-1	29-13
Conference	13-3	65-70
Home	8-0	41-26
Away	5-3	24-44
Non-Conference	12-1	86-26
Home	7-0	49-3
Away	2-0	8-9
Neutral	3-1	29-14
Overtime	0-2	11-5
Ranked opponents	3-2	16-22
Unranked opponents	22-2	135-74
Wearing white uniforms	16-2	93-35
Wearing navy uniforms	3-1	37-44
Wearing orange uniforms	6-1	21-17
Leading at half	20-1	114-21
Trailing at half	4-3	33-72
Tied at half	1-0	4-3
Leading with 5:00 remaining in second half	24-0	135-5
Trailing with 5:00 remaining in second half	1-4	15-87
Tied with 5:00 remaining in second half	0-0	3-4
Has more rebounds than opponent	22-2	97-20
Has fewer rebounds than opponent	3-2	53-38
Same rebounds as opponent	0-0	1-8
Commits more turnovers than opponent	7-2	37-61
Causes more turnovers than opponent	16-2	103-38
Same turnovers as opponent	2-0	11-7
Has more FT attempts than opponent	11-1	103-36
Has fewer FT attempts than opponent	14-3	45-58
Same FT attempts as opponent	0-0	3-2
Shoots 40% or better from field	20-2	126-42
Shoots less than 40% from field	5-2	25-54
Opponent shoots 40% or better from field	13-1	96-83
Opponent shoots less than 40% from field	12-3	55-13
Shoots better than opponent	21-3	104-15
Opponent shoots better	4-1	45-80
Same FG percentage	0-0	2-1
Auburn bench outscores opponent's bench	22-1	92-27
Opponent's bench outscores Auburn bench	2-4	56-66
Same points off the bench	0-0	2-4
Auburn scores 100 or more	1-1	9-1
Auburn scores between 90-99	3-0	24-2
Auburn scores between 80-89	10-0	55-16
Auburn scores between 70-79	8-1	46-20
Auburn scores between 60-69	1-2	15-32
Auburn scores less than 60	2-0	2-25
Opponent scores 100 or more	0-1	0-5
Opponent scores between 90-99	0-0	3-16
Opponent scores between 80-89	2-1	20-31
Opponent scores between 70-79	7-0	52-25
Opponent scores between 60-69	8-2	48-15
Opponent scores less than 60	7-0	27-4
On Sunday	0-0	5-2
On Monday	0-0	5-4
On Tuesday	6-1	30-22
On Wednesday	6-1	28-21
On Thursday	1-0	10-2
On Friday	3-0	19-5
On Saturday	9-2	54-40
In November	5-1	34-9
In December	7-0	38-11
In January	8-0	36-28
In February	5-3	25-35
In March	0-0	18-12
In April	0-0	0-1
Five-plus players score in double-figures	4-1	39-9
Four players score in double figures	12-0	55-15
Three players score in double figures	7-2	39-41
Two players score in double figures	2-1	17-23
One player scores in double figures	0-0	1-8

MISCELLANEOUS STATISTICS

Largest margin of victory	31 vs. Nebraska (12/11/21)
Smallest margin of victory	1 at Missouri (1/25/22)
Largest margin of defeat	6 vs. #22 UConn (11/24/21)
Smallest margin of defeat	1 at Florida (2/19/22)
Biggest rebound margin	+18 at Arkansas [OT] (2/8/22)
Biggest rebound deficit	-23 at #17 Tennessee (2/26/22)
Average margin of victory/defeat	+15.1/-4.0
Largest halftime lead	25 (52-27) vs. Georgia (1/19/22)
Largest halftime lead blown	4 (31-25) at #17 Tennessee (2/26/22)
Largest halftime deficit	-11 vs. #22 UConn (11/24/21)
Largest halftime deficit overcome to win	-7 at USF (11/19/21)
Largest overall lead	34 vs. Yale, 2nd Half (12/4/21)
Largest overall lead blown	11 at #17 Tennessee, 2nd Half (2/26/22)
Largest overall deficit	-15 at USF, 1st Half (11/19/21)
	-15 vs. #22 UConn, 1st Half (11/24/21)
Largest deficit overcome to win	-15 at USF, 1st Half (11/19/21)

TEAM EXTREMES

Most points scored	109 vs. #22 UConn [2OT] (11/24/21)
Fewest points scored	55 at Missouri (1/25/22)
Most rebounds	60 at Arkansas [OT] (2/8/22)
Fewest rebounds	27, 3x most recent vs. #12 Kentucky (1/22/22)
Most assists	26 vs. Nebraska (12/11/21)
Fewest assists	8 at Arkansas [OT] (2/8/22), at Missouri (1/25/22)
Most turnovers	19 at Arkansas [OT] (2/8/22)
Fewest turnovers	6 vs. Morehead State (11/9/21), at Ole Miss (1/15/22)
Most steals	16 vs. Nebraska (12/11/21)
Fewest steals	2 vs. #12 Kentucky (1/22/22)
Most blocks	14 3x most recent vs. Texas A&M (2/12/22)
Fewest blocks	2 at Florida (2/19/22)
Best shooting percentage	.585 (31-53) vs. Vanderbilt (2/16/22)
Worst shooting percentage	.300 (21-70) at Missouri (1/25/22)
Best 3-pt. percentage	.452 (14-31) vs. Nebraska (12/11/21)
Worst 3-pt. percentage	.120 (3-25) vs. Texas A&M (2/12/22)
Best FT percentage	.875 (14-16) at Ole Miss (1/15/22)
Worst FT percentage	.471 (8-17) at Arkansas [OT] (2/8/22)
Most points (1st half)	52 vs. Georgia (1/19/22)
Fewest points (1st half)	21 at Florida (2/19/22)
Most points (2nd half)	56 vs. ULM (11/12/21)
Fewest points (2nd half)	24 at Missouri (1/25/22)
Most points (OT)	14 vs. #22 UConn (2OT) (11/24/21)
Fewest points (OT)	10 at Arkansas [OT] (2/8/22)

STARTING LINEUPS

Record when starting lineup is:

J. Smith, Kessler, Green Jr., Jasper, Cambridge	3-0
J. Smith, Kessler, K. Johnson, Jasper, Cambridge	10-1
J. Smith, Kessler, K. Johnson, Jasper, Flanigan	11-2
J. Smith, Kessler, K. Johnson, Green Jr., Flanigan	1-1

Record when starts (Career):

Devan Cambridge	13-1 (21-11)
Allen Flanigan	12-3 (26-19)
Wendell Green Jr.	4-1 (25-8)
Zep Jasper	24-3 (62-28)
Walker Kessler	25-4 (25-4)
Jabari Smith	25-4 (25-4)
K.D. Johnson	22-4 (22-4)
Jaylin Williams	0-0 (13-14)

AUBURN INDIVIDUAL GAME HIGHS

Points	31, Jabari Smith vs. Vanderbilt (2/16/22)
Field Goals Made	10, Jabari Smith vs. Vanderbilt (2/16/22)
Field Goal Att.	22, K.D. Johnson at Georgia (2/5/22)
FG Pct.	1.000 (5-5), Walker Kessler at South Carolina (1/4/22)
3-Point FG Made	7, Jabari Smith vs. Vanderbilt (2/16/22)
3-Point FG Att	10, Jabari Smith vs. Vanderbilt (2/16/22)
	10, Wendell Green Jr. at #24 Alabama (1/11/22)
3-Pt FG Pct.	.800 (4-5) Zep Jasper vs. Ole Miss (2/23/22)
	.800 (4-5) Jabari Smith at Florida (2/18/22)
	.800 (4-5) K.D. Johnson vs. ULM (11/12/21)
Free Throws Made	12, Jabari Smith vs. UConn (11/24/21)
Free Throw Att.	16, K.D. Johnson vs. UConn (11/24/21)
FT Pct.	1.000 (12-12), Jabari Smith vs. UConn (11/24/21)
Rebounds	19, Walker Kessler at Arkansas [OT] (2/8/22)
Offensive Rebounds	9, Devan Cambridge at Missouri (1/25/22)
Assists	11, Wendell Green Jr. vs. Georgia (1/19/22)
Steals	5, four players
Blocked Shots	12, Walker Kessler vs. Texas A&M (2/12/22)
Turnovers	7, Wendell Green Jr. at Arkansas [OT] (2/8/22)
Minutes	39, Jabari Smith vs. UConn (11/24/21)
	39, Zep Jasper vs. UConn (11/24/21)
+/-	29, Zep Jasper vs. ULM (11/12/21)
	29, Wendell Green Jr. vs. North Alabama (12/14/21)

OPPONENT INDIVIDUAL GAME HIGHS

Points	31, Scotty Pippen Jr. vs. Vanderbilt (2/16/22)
Field Goals Made	12, Adama Sanogo vs. UConn (11/24/21)
Field Goal Att.	25, Adama Sanogo vs. UConn (11/24/21)
FG Pct.	1.000 (5-5), Wildens Leveque at South Carolina (1/4/22)
3-Point FG Made	6, Tyler Polley vs. UConn (11/24/21)
3-Point FG Att.	12, Darius Days vs. LSU (12/29/21)
3-Pt FG Pct.	1.000 (3-3), Jordan Hawkins vs. UConn (11/24/21)
Free Throws Made	14, Scotty Pippen Jr. vs. Vanderbilt (2/16/22)
Free Throw Att.	16, Scotty Pippen Jr. vs. Vanderbilt (2/16/22)
FT Pct.	1.000 (9-9), Buddy Boeheim vs. Syracuse (11/26/21)
Rebounds	12, Yuri Collins at Saint Louis (12/18/21)
Assists	9, Aaron Cook at Georgia (2/5/22)
	9, Tyree Appleby vs. Florida (1/8/22)
Steals	5, Scotty Pippen Jr. vs. Vanderbilt (2/16/22)
	5, Darius Perry vs. UCF (12/1/21)
Blocked Shots	4, Isaiah Whaley vs. UConn (11/24/21)
Turnovers	8, Adama Sanogo vs. UConn (11/24/21)
	8, Darius Perry vs. UCF (12/1/21)
Fouls	5, 13 players
Minutes	47, RJ Cole vs. UConn (11/24/21)

THE LAST TIME - TEAM

Defeated a ranked team at home	vs. #12 Kentucky (1/22/22)
Defeated a ranked team on the road	at #24 Alabama (1/11/22)
Defeated a ranked team at a neutral site	vs. #7 Kentucky (3/31/19)
Defeated a top-10 team at home	vs. #5 Tennessee (3/9/19)
Defeated a top-10 team on the road	at #8 Arkansas (1/23/93)
Defeated a top-10 team at a neutral site	vs. #7 Kentucky (3/31/19)
Won in overtime	vs. Saint Joseph's, 96-91 (OT) (11/26/20)
Lost in overtime	at Arkansas, 76-80 [OT] (2/8/22)
Won in double overtime	at Ole Miss, 83-82 (2OT) (1/28/20)
Lost in double overtime	vs. #22 UConn, 115-109 (2OT) (11/24/21)
Played back-to-back overtime games	at Arkansas, W 79-76 (OT) (2/5/20)
	vs. LSU, W 91-90 (OT) (2/8/20)
	vs. Alabama, W 95-91 (OT) (2/12/20)
Played in three straight overtime games	at Arkansas, W 79-76 (OT) (2/5/20)
	vs. LSU, W 91-90 (OT) (2/8/20)
	vs. Alabama, W 95-91 (OT) (2/12/20)
Played at least three overtimes	vs. Georgia (SECT) (4OT) (3/1/79)
Shot 70% for a half	70.8% (17-24) vs. Vanderbilt (2nd) (2/16/22)
Shot 70% for a half (SEC)	70.8% (17-24) vs. Vanderbilt (2nd) (2/16/22)
Shot 60% for a game	61.8% (42-68) vs. Winthrop (11/24/17)
Shot 60% for a game (SEC)	61.1% (33-54) at Arkansas (2/17/16)
Shot less than 30% for game	25.8% (17-66) vs. Clemson (3/18/18)
Shot 100% from the FT line	100% (6-6) vs. Long Beach State (12/23/11)
Shot 60% from 3-point line	65.4% (17-26) vs. Vanderbilt (2/3/18)
Shot less than 30% in half	25.9% (7-27) at Florida (1st) (2/19/22)
Shot less than 20% in half	18.2% (6-33) vs. Clemson (1st) (3/18/18)
Shot less than 10% in a half	8.3% (2-24) vs. LSU (1st) (1/8/11)
Attempted 50 free throws	52 vs. Vanderbilt (2/6/54)
Attempted 40 free throws	41 vs. #22 UConn (11/24/21)
Attempted 30 free throws in half	30 vs. #12 Missouri (2nd) (1/26/21)
Made 30 free throws	33 vs. #22 UConn (11/24/21)
Made 30 free throws (SEC)	31 vs. Alabama (2/1/22)
Made at least 10 3-point field goals	11 vs. Vanderbilt (2/16/22)
Made at least 15 3-point field goals	15 vs. Arkansas (12/30/20)
Failed to make 3-point field goal	vs. Kentucky (0-15) (1/19/13)
Had at least 60 rebounds	60 at Arkansas [OT] (2/8/22)
Had at least 50 rebounds	52 vs. Texas A&M (2/12/22)
Had less than 20 rebounds	17 vs. Florida (3/16/19)
Had at least 25 assists	26 vs. Nebraska (12/11/21)
Had at least 20 assists	20 vs. Vanderbilt (2/16/22)
Had at least 15 steals	16 vs. Nebraska (12/11/21)
Had at least 10 blocks	14 vs. Texas A&M (2/12/22)
Had at least 15 blocks	17 vs. Nicholls State (11/25/11)
Had at least 25 lead changes	27 at Arkansas (1/16/13)
Scored 50 points in a half	52 vs. Vanderbilt (2nd) (2/16/22)
Scored 50 points in a half (SEC)	52 vs. Vanderbilt (2nd) (2/16/22)
Scored 60 points in a half	66 vs. CSUN (1st) (11/15/19)
Scored 60 points in a half (SEC)	64 at Tennessee (2nd) (2/15/06)
Scored 70 points in a half	72 vs. Northwestern State (2nd) (11/27/15)
Scored 100 points	100 vs. Alabama (2/1/22)
Scored 100 points (SEC)	100 vs. Alabama (2/1/22)
Scored under 20 points in 1st half	19 vs. Clemson (3/18/18)
Scored under 20 points in 2nd half	14 vs. Tulsa (11/24/14)
Scored under 10 points in a half	6 vs. LSU (1st) (1/8/11)
Scored 35 or under points in a game	35 vs. Tulsa (11/24/14)
Scored under 50 points in game	45 at Tennessee (2/9/16)
Scored under 50 points in game (SEC)	45 at Tennessee (2/9/16)

THE LAST TIME - INDIVIDUAL

Scored at least 30 points	Jabari Smith (31) vs. Vanderbilt (2/16/22)
Scored at least 35 points	Toney Douglas (38) vs. Nicholls State (11/24/04)
Scored at least 40 points	Wesley Person (44) vs. UAB (12/16/93)
Had two players with at least 20 points	Jabari Smith (31), Walker Kessler (22) vs. Vanderbilt (2/16/22)
Had three players with at least 20 points	Samir Doughty (26), J'Von McCormick (23), Devan Cambridge (21) vs. LSU (2/8/20)
Had two players with 25 points	Bryce Brown (26), Jared Harper (25) vs. Xavier (OT) (11/19/18)
Had two players with 25 points (SEC)	Chris Denson (30), KT Harrell (26) vs. Mississippi State (2/14/14)
Scored 20 points in a half	Jabari Smith (20, 2nd) at Florida (2/19/22)
Scored 20 points in 1st half	Bryce Brown (20) at Texas A&M (1/16/19)
Scored 20 points in 2nd half	Jabari Smith (20, 2nd) at Florida (2/19/22)
Scored 25 points in a half	Bryce Brown (25, 2nd) vs. Kentucky (1/19/19)
A player had back-to-back 20-point games	Jabari Smith (31) vs. Vanderbilt (2/16/22); (28) at Florida (2/19/22)
A player had back-to-back 20-point SEC games	Jabari Smith (31) vs. Vanderbilt (2/16/22); (28) at Florida (2/19/22)
A player had back-to-back 25-point SEC games	Jabari Smith (31) vs. Vanderbilt (2/16/22); (28) at Florida (2/19/22)
A player had three straight 25-point SEC games	Chris Denson (29) at LSU (2/8/14); (26) vs. Kentucky (2/12/14); (30) vs. Mississippi State (2/15/14)
A player had four straight 25-point SEC games	Chris Denson (25) at South Carolina (2/5/14); (29) at LSU (2/8/14); (26) vs. Kentucky (2/12/14); (30) vs. Mississippi State (2/15/14)
A player had five straight 25-point SEC games	Keenan Carpenter (44) vs. LSU (1/8/89); (28) vs. Mississippi State (2/11/89); (33) at Florida (2/15/89); (32) at Ole Miss (2/18/89); (29) vs. Kentucky (2/20/89)
A player had back-to-back 20-point games off the bench	Jamal Johnson (21) at Arkansas (12/30/20); (20) at Texas A&M (1/2/21)
Zero players scored in double figures	at Vanderbilt (1/7/12)
Only one player scored in double figures	Jamal Johnson (18) at UCF (11/30/20)
Five players scored in double figures	Wendell Green Jr. (23), Jabari Smith (17), Walker Kessler (14), K.D. Johnson (13), Allen Flanigan (10) vs. Alabama (2/1/22)
Five players scored in double figures (SEC)	Wendell Green Jr. (23), Jabari Smith (17), Walker Kessler (14), K.D. Johnson (13), Allen Flanigan (10) vs. Alabama (2/1/22)
All five starters scored in double figures	Allen Flanigan (23), Devan Cambridge (15), Jamal Johnson (14), Jaylin Williams (13), JT Thor (10) vs. Tennessee (2/27/21)
Six players scored in double figures	J. Smith (12), W. Kessler (15), K.D. Johnson (12), A. Flanigan (10), W. Green Jr. (12), J. Williams (13) vs. Georgia (1/19/22)
Six players scored in double figures (SEC)	J. Smith (12), W. Kessler (15), K.D. Johnson (12), A. Flanigan (10), W. Green Jr. (12), J. Williams (13) vs. Georgia (1/19/22)
Had at least 15 rebounds	Walker Kessler (19) at Arkansas [OT] (2/8/22)
Had at least 15 rebounds (SEC)	Walker Kessler (19) at Arkansas [OT] (2/8/22)
Had at least 20 rebounds	Kelvin Ardister (20) vs. Tennessee (1/4/89)
Had at least 25 rebounds	Rex Frederick (25) at Ole Miss (1/6/58)
Had at least 20 pts & 20 reb	Kelvin Ardister (22 pts, 20 reb) vs. Tennessee (1/4/89)
Had two players with at least 10 rebounds	Walker Kessler (11), Jaylin Williams (11) vs. Texas A&M (2/12/22)
Had at least three players with 10 rebounds	Korvotney Barber (13), Quantez Robertson (10), Lucas Hargrove (10) at Virginia (12/20/08)
Had a double-double	Walker Kessler (12 pts, 10 rebs) vs. Ole Miss (2/23/22)
Had two straight double-doubles	Walker Kessler (16 pts, 19 rebs) at Arkansas (2/8/22), (12 pts, 11 rebs, 12 blks) vs. Texas A&M (2/12/22)
Had three straight double-doubles	Austin Wiley (10 pts, 13 reb) vs. LSU (2/8/20); (18 pts, 17 reb) vs. Alabama (2/12/20); (22 pts, 10 reb) at Missouri (2/15/20)
Had four straight double-doubles	Cinmeon Bowers (19 pts, 19 reb) vs. Middle Tennessee (12/12/15); (13 pts, 12 reb) vs. Mercer (12/15/15); (12 pts, 11 reb) at Xavier (12/19/15); (12 pts, 12 reb) vs. New Mexico (12/22/15)
Had five straight double-doubles	Jeff Moore (26 pts, 11 reb) vs. Ole Miss (3/2/88); (20 pts, 11 reb) at LSU (3/5/88); (22 pts, 11 reb) vs. Georgia (3/11/88); (13 pts, 13 reb) vs. Bradley (3/17/88); (22 pts, 11 reb) vs. Oklahoma (3/19/88)
Had two players with a double-double	Jabari Smith (12 pts, 10 rebs) and Wendell Green Jr. (13 pts, 10 rebs) vs. Murray State (12/22/21)
Had a double-double with points and assists	Wendell Green Jr. (12 pts, 11 ast) vs. Georgia (1/19/22)
Had a triple-double	Walker Kessler (12 pts, 11 rebs, 12 blks) vs. Texas A&M (2/12/22)
Had 10 assists	Wendell Green Jr. (11) vs. Georgia (1/19/22)
Had 15 assists	J'Von McCormick (16) vs. CSUN (11/15/19)
Had two players with at least five blocks	Devan Cambridge (5) and Jaylin Williams (5) at Georgia (1/13/21)
Had 10 blocks	Walker Kessler (11) vs. LSU (12/29/21)
Had five steals	Zep Jasper (5), Walker Kessler (5) vs. Nebraska (12/11/21)
Had five steals (SEC)	J'Von McCormick (5) vs. Tennessee (2/22/20)
Made 25 straight free throws	Daniel Purifoy (27) (11/23/16-12/18/16)
Hit buzzer-beater shot to win a game	T.J. Dunans vs. Mercer (3-pt FG, 76-74) (12/18/16)
Played more than 40 minutes	Samir Doughty (41) vs. Alabama (OT) (2/12/20)

0

K.D. JOHNSON

6-0 • 204

Sophomore • Guard

Atlanta, Ga.

Hargrave Military



2021-22 (Sophomore): Second on team averaging 12.5 ppg while leading team in steals (57, 2.0 spg) ... Fifth in SEC in steals (2.0 spg) and 16th in scoring (12.5 ppg) ... 26 consecutive starts ... 21 double-digit games ... eight consecutive (15.6 ppg) double-digit game streak snapped at Arkansas game (2/8) ... Scored Auburn's last five points including go-ahead bucket in 55-54 win at Missouri ... Career-high 27 points against UConn while making first career start ... Emotional leader of team ... Team-high 20 points at Georgia on Feb. 5 for third 20-point game of season ... Last five games: 10.0 ppg, 2.8 rpg, 2.0 apg, 1.4 spg (.536 pct FGs from inside the arc) ... Averaging 12.3 points in SEC road games ... 18 points at Tennessee on 7-of-13 shooting.

2020-21 (Freshman, Georgia): Averaged 13.5 points, 2.8 rebounds, 1.9 steals and 1.2 assists per game while playing 22.5 minutes per contest in 16 games as a freshman at Georgia ... shot 42 percent from the floor, including 39 percent from downtown, and scored in double figures 12 times, including a team-best four 20-point outings in 2020-21 ... made his collegiate debut against Auburn on Jan. 13 and poured in 21 points, seven rebounds, four steals, two assists and two blocks in 29 minutes of action ... the 21 points were the third-most ever by a UGA freshman in his debut trailing only Dominique Wilkins (26) and Anthony Edwards (24) ... named the Southeastern Conference Freshman of the Week on Jan. 18 following a 14-point game at Ole Miss, which saw him go 4-of-5 from behind the arc ... posted career-high outputs in back-to-back road games vs. ranked teams, pouring in 22 points at No. 16 Tennessee and 24 points at No. 11 Alabama.

HIGH SCHOOL AND PERSONAL: Consensus top-100 player by 247 Sports, ESPN and Rivals ... labeled as a four-star by all major recruiting outlets ... ranked as high as 73rd nationally by ESPN ... averaged 26.2 points, 7.4 assists, 4.7 rebounds and 3.1 steals per game in one season at Hargrave Military Academy (Va.) ... helped the Tigers reach the Final Four of the National Prep Tournament ... played for three seasons at Southwest DeKalb High School (Ga.) where he was twice tabbed all-state for Class 5A by the Atlanta Journal Constitution ... selected as the Class 5A Player of the Year as a junior in 2019 ... amassed 1,302 points, 375 rebounds, 318 assists and 272 steals while shooting 47 percent from the floor while playing for the Panthers ... also posted 62 double-figure scoring outputs, 24 20-point outings, six 30-point outbursts and one 40-point showing in 84 games ... son of Jada Johnson.

2021-22 JOHNSON GAME-BY-GAME																
Opp.	GS	Min.	FG-A	3FG-A	FT-A	O-D-T	PF	A	TO	BLK	STL	PTS				
Morehead State	25	5-14	2-7	0-0	1-3-4	1	0	0	0	2	12					
ULM	22	4-7	4-5	6-8	0-1-1	4	3	1	0	2	18					
at USF	22	4-9	2-5	5-8	0-2-2	4	1	1	0	2	15					
vs. UConn	* 37	7-16	2-4	11-16	0-0-0	4	1	1	0	5	27					
vs. Loyola Chicago	* 25	1-6	1-4	4-4	1-1-2	2	1	2	0	4	7					
vs. Syracuse	* 28	6-14	1-5	2-2	0-3-3	1	1	2	0	5	15					
UCF	* 29	3-11	1-6	4-5	0-2-2	3	2	0	0	1	11					
Yale	* 21	7-12	3-7	2-2	0-2-2	3	0	0	0	1	19					
vs. Nebraska	* 23	6-16	0-5	0-1	1-2-3	4	1	2	0	0	12					
North Alabama	* 20	2-9	0-4	0-1	0-4-4	4	1	3	0	0	4					
at Saint Louis	* 28	3-10	1-4	4-8	0-0-0	1	3	3	0	2	11					
Murray State	* 25	3-6	1-2	0-0	2-2-4	2	1	4	0	0	7					
LSU	* 24	2-4	1-3	4-6	0-3-3	3	2	2	0	4	9					
at South Carolina	* 21	1-4	0-0	0-0	1-2-3	3	1	3	0	2	2					
Florida	* 28	7-13	3-4	6-8	0-1-1	2	1	0	0	3	23					
at Alabama	* 31	5-12	1-5	2-6	1-7-8	2	3	1	0	3	13					
at Ole Miss	* 26	4-8	3-7	3-4	0-3-3	2	1	3	0	3	14					
Georgia	* 23	4-10	3-8	1-2	2-0-2	3	1	0	0	2	12					
Kentucky	* 33	4-6	3-5	6-7	2-2-4	0	0	1	0	0	17					
at Missouri	* 17	6-13	1-4	4-5	0-2-2	2	1	2	0	3	17					
Oklahoma	* 30	3-9	2-5	5-6	0-0-0	2	2	2	0	1	13					
Alabama	* 33	3-9	1-5	6-8	0-5-5	3	2	0	0	1	14					
at Georgia	* 33	8-22	1-7	3-5	0-4-4	3	0	2	0	2	20					
at Arkansas	* 33	1-7	0-1	0-2	0-2-2	4	1	3	0	2	2					
Texas A&M	* 27	4-11	0-5	3-4	2-2-4	2	3	1	0	2	11					
Vanderbilt	* 23	3-5	1-2	0-0	0-1-1	4	3	2	0	0	7					
at Florida	* 30	3-8	0-3	6-6	1-3-4	4	1	5	0	1	12					
Ole Miss	* 22	0-6	0-2	2-2	1-3-4	2	2	1	0	3	2					
at Tennessee	* 35	7-13	1-3	3-5	0-1-1	3	1	2	0	1	18					
at Mississippi State																
South Carolina																

CAREER HIGHS	
Points	27 vs. UConn (11/24/21)
Rebounds	8 at Alabama (1/11/22)
Field Goals	9 (twice)
Field Goals Att.	22 at Georgia (2/5/22)
3-Pt. Field Goals	4 (twice)
3-Pt. Field Goals Att.	8 vs. Georgia (1/19/22)
Free Throws	11 vs. UConn (11/24/21)
Free Throws Att.	16 vs. UConn (11/24/21)
Assists	4 vs. Vanderbilt (2/16/22); vs. LSU (2/23/21)
Steals	5 (twice)
Blocks	2 vs. Auburn (1/13/21)
Minutes	37 vs. UConn (11/24/21)

JOHNSON'S MISCELLANEOUS STATS			
	2020-21	2021-22	Career
Games with 10+ Pts	12	21	33
Games with 20+ Pts	4	3	7
Games 5+ 3s	0	0	0
Games with 5+ Reb	3	2	5
Games with 10+ Reb	0	0	0
Games with 5+ Ast	0	0	0
Games with 10+ Ast	0	0	0
Games with 5+ Blk	0	0	0
Games with 5+ Stl	0	2	2
Double-Doubles	0	0	0

SEASON	TEAM	GP-GS	MIN/AVG	FG-FGA	FG%	3FG-3FGA	3FG%	FT-FTA	FT%	OFF	DEF	TOT	AVG	PF-FO	A	TO	BLK	STL	PTS	AVG
2020-21	UGa	16-0	362/22.6	68-161	.422	24-62	.387	56-91	.615	11	33	44	2.8	45-0	19	34	3	29	216	13.5
2021-22	AUB	29-26	789/27.2	116-290	.400	39-127	.307	92-131	.702	15	63	78	2.7	78-0	41	47	0	57	363	12.5
TOTAL FOR AUB		29-26	789/27.2	116-290	.400	39-127	.307	92-131	.702	15	63	78	2.7	78-0	41	47	0	57	363	12.5
TOTAL		45-26	1151/25.6	184-451	.408	63-189	.333	148-222	.667	26	96	122	2.7	123-0	60	81	3	86	579	12.9

1



WENDELL GREEN JR.

5-11 • 175

Sophomore • Guard
Detroit, Mich.

La Lumiere School (Ind.)

2021-22 (Sophomore): Bob Cousy Point Guard of the Year Watch List ... Second on team in scoring despite coming off bench in 23 games, averaging 12.2 points while leading team in assists averaging 5.0 per game ... Third on team in rebounding with 3.9 per contest while being the shortest player on team ... In SEC play, leads Auburn in assists (5.3 apg) and second in scoring (13.2 ppg) ... Averaged 12.9 ppg while coming off bench during 18-game stretch from Nov. 24-Feb. 1 ... 20 double-digit efforts ... Season-high 11 assists and 12 points against Georgia (1/19) ... In SEC play, is second in conference in assists (5.3) and free throw percentage (.900), and is third in assist/turnover ratio (2.2) ... Hit 51 of last 57 free throw attempts (.895) ... Streak of 17-consecutive games with a 3-pointer snapped against Oklahoma ... 23 points, 8 rebounds, 6 assists including 13 points and five boards in the second half against Alabama (2/3) ... Named SEC Player of the Week on Feb. 7 after averaging 21.5 points, 6.5 rebounds and 4.5 assists the previous ... Hit game-winning layup with 3 seconds left at Georgia (2/5) in Tigers' 74-72 win ... Career-high 38 minutes in loss at Arkansas (2/8) ... Against Vanderbilt had one of most complete games of season with 12 points, 9 assists, 7 rebounds and 2 steals in 31 minutes off the bench ... first nationally in assists off the bench with 125 and ninth in points off the bench with 282 ... In last 22 years of Auburn basketball, has more bench points than any other player, passing Chuma Okeke, (255 pts, 2017-18) in Vanderbilt game ... Last two games: 9.5 ppg, 5.0 rpg, 3.5 apg, 3.0 spg.

2020-21 (Freshman, Eastern Kentucky): Averaged 15.8 points, 5.0 assists, 3.4 rebounds and 1.6 steals for the as a freshman at Eastern Kentucky during the 2020-21 season ... also shot 40 percent from the field, including 36 percent from behind the arc, and 77 percent from the charity stripe ... played in all 29 games, earning 25 starts, and led the team with 30.5 minutes per game ... guided the Colonels to a 22-7 record, including 15-5 in Ohio Valley Conference play ... the 15 conference wins were a program record ... tabbed First Team All-Ohio Valley Conference ... led the nation's eighth-best scoring offense at 81.8 points per game ... broke the program's freshman record with 146 assists, which also was the highest mark by any freshman in the country and the 15th-most by any player overall ... was one of only two freshman in the nation to have 400 points and 100 assists, joining Gonzaga's Jalen Suggs ... reached double figures 20 times, including his last five games of the season in which he averaged 24.0 points per contest ... was a five-time honoree as the OVC Freshman of the Week ... was also tabbed to the conference's all-tournament team after averaging 26.0 points, 4.5 assists, 3.0 rebounds and 3.0 steals per game in the postseason tournament.

HIGH SCHOOL AND PERSONAL: Rated as a three-star guard by Rivals ... tabbed as the No. 16 point guard in the 2020 class by 247 Sports ... led La Lumiere School (Ind.) to a 38-1 record and an appearance in the Geico

High School National Title Game in 2019 ... before transferring prior to his junior season, averaged 20 points, eight assists and seven rebounds at Detroit Country Day as a sophomore ... son of Wendell Green Sr. and Rhonda Dalton-Green.

2021-22 GREEN JR. GAME-BY-GAME

Opp.	GS	Min.	FG-A	3FG-A	FT-A	O-D-T	PF	A	TO	BLK	STL	PTS
Morehead State	*	29	8-17	3-8	0-0	0-5-5	1	3	0	0	1	19
ULM	*	27	4-10	1-4	6-8	0-7-7	2	3	3	0	0	15
at USF	*	27	0-8	0-4	0-0	1-3-4	2	3	3	0	0	0
vs. UConn		34	6-12	4-8	3-4	0-2-2	2	5	4	0	2	19
vs. Loyola Chicago		23	3-8	2-5	2-2	0-4-4	2	4	4	0	3	10
vs. Syracuse		20	2-6	1-5	0-0	1-2-3	0	7	1	0	1	5
UCF		19	2-6	1-4	4-4	0-1-1	1	4	3	0	0	9
Yale		18	2-6	1-3	0-0	1-1-2	2	6	0	0	1	5
vs. Nebraska		26	7-12	4-6	1-2	2-4-6	3	6	2	0	2	19
North Alabama		27	4-13	3-8	1-2	1-2-3	1	6	1	0	2	12
at Saint Louis		27	5-12	3-6	2-2	0-0-0	0	8	2	0	1	15
Murray State		19	4-7	1-3	4-4	1-9-10	2	2	2	0	2	13
LSU		29	4-10	1-3	6-7	1-5-6	4	3	5	0	2	15
at South Carolina		28	7-15	1-5	7-7	2-3-5	0	5	2	0	2	22
Florida		25	5-10	2-4	1-2	0-3-3	1	4	5	0	1	13
at Alabama		31	7-20	3-10	2-2	0-3-3	3	4	0	0	3	19
at Ole Miss		29	3-8	2-5	6-6	0-5-5	3	7	1	0	1	14
Georgia		25	5-12	1-5	1-1	0-3-3	2	11	2	0	4	12
Kentucky		29	2-8	2-5	5-6	0-0-0	4	5	3	0	1	11
at Missouri		22	2-9	2-7	0-0	1-2-3	2	5	1	0	1	6
Oklahoma		17	1-8	0-4	0-1	0-2-2	3	3	2	0	3	2
Alabama		27	8-17	2-8	5-5	1-7-8	1	6	1	0	0	23
at Georgia	*	36	5-17	3-9	6-7	0-5-5	1	3	3	0	1	19
at Arkansas	*	38	9-21	1-7	0-1	1-3-4	4	5	7	0	2	19
Texas A&M		22	1-4	0-1	0-0	0-1-1	2	5	1	0	0	2
Vanderbilt		31	3-10	2-5	4-4	1-6-7	2	9	2	0	2	12
at Florida		30	2-10	0-5	1-1	0-1-1	0	5	3	0	1	5
Ole Miss		22	5-12	3-8	1-1	0-5-5	0	4	1	0	2	14
at Tennessee		28	2-15	1-7	0-0	2-3-5	3	3	2	0	4	5
at Mississippi State												
South Carolina												

CAREER HIGHS

Points	30 at Austin Peay (1/2/21)
Rebounds	10 vs. Murray State (12/22/21)
Field Goals	12 vs. Morehead State (3/5/21)
Field Goals Att.	22 at Eastern Illinois (1/16/21)
3-Pt. Field Goals	5 at Austin Peay (1/2/21)
3-Pt. Field Goals Att.	10 at Jacksonville State (2/2/21), at Alabama (1/11/22)
Free Throws	12 vs. Tennessee State (2/27/21)
Free Throws Att.	13 vs. Tennessee State (2/27/21)
Assists	15 vs. Tennessee Tech (1/9/21)
Steals	6 vs. Austin Peay (3/4/21)
Blocks	1 (three times)
Minutes	39 vs. Austin Peay (3/4/21)

GREEN JR.'S MISCELLANEOUS STATS

	2020-21	2021-22	Career
Games with 10+ Pts	20	20	40
Games with 20+ Pts	10	2	12
Games 5+ 3s	1	0	1
Games with 5+ Reb	9	11	20
Games with 10+ Reb	0	1	1
Games with 5+ Ast	15	16	31
Games with 10+ Ast	1	1	2
Games with 5+ Blk	0	0	0
Games with 5+ Stl	2	0	2
Double-Doubles	1	2	3

SEASON	TEAM	GP-GS	MIN/AVG	Field Goals		3-Point		F-Throws		Rebounds				Scoring						
				FG-FGA	FG%	3FG-3FGA	3FG%	FT-FTA	FT%	OFF	DEF	TOT	AVG	PF-FO	A	TO	BLK	STL	PTS	AVG
2020-21	EKU	29-25	882/30.4	158-399	.396	48-132	.364	93-121	.769	18	81	99	3.4	57-0	146	80	3	47	457	15.8
2021-22	AUB	29-5	770/26.6	118-323	.365	50-162	.309	68-79	.861	16	97	113	3.9	53-0	144	66	0	45	354	12.2
TOTAL FOR AUB		29-5	770/26.6	118-323	.365	50-162	.309	68-79	.861	16	97	113	3.9	53-0	144	66	0	45	354	12.2
TOTAL		58-30	1652/28.5	276-722	.382	98-294	.333	161-200	.805	34	178	212	3.7	110-0	290	146	3	92	811	14.0

2


JAYLIN WILLIAMS

6-8 • 230

Junior • Forward

Nahunta, Ga.

Brantley County HS



2021-22 (Junior): Averaging 5.6 points and 2.8 rebounds while coming off the bench this season ... 13 points and 5 rebounds in 16 minutes in first meeting with Georgia at Auburn Arena ... Five double digit scoring efforts on season including season-high 14 points against Florida on 5-of-6 shooting ... Snagged 9 points and season-best seven boards in win over Syracuse ... 4.6 points and 2.8 rebounds in SEC play ... Connected on 18 of last 19 free throw attempts (.947) ... Tied career high with 11 rebounds in just 16 minutes versus Texas A&M.

2020-21 (Sophomore): Averaged 10.9 points, 4.7 rebounds, 2.0 assists and 1.4 blocks in 26.4 minutes per game ... started all 27 games and was one of team's go-to options offensively ... was among the SEC's most improved players after raising scoring output by 8.5 from 2.4 points per game as a freshman to 10.9 points per tilt as sophomore ... 1.44 blocks per game ranked sixth in the SEC ... one of 12 players in the country to have 250 points, 50 assists, 35 blocks and 15 steals, including one of just three underclassmen ... scored in double figures 16 times, including two 20-point outings ... blocked two or more shots in 13 games, including nine of his last 16 ... averaged 10.7 points, 4.2 rebounds, 1.8 assists and 1.4 blocks per game in SEC play ... in first career start, posted first career double-double with 18 points and career-best 11 rebounds against St. Joseph's (Nov. 26), leading Auburn to an overtime win ... had a career-high 24 points at Ole Miss (Jan. 6), which included 6-of-10 from downtown ... career-best five blocks at Georgia (Jan. 13) ... named to the SEC Academic Honor Roll.

2019-20 (Freshman): Averaged 2.4 points, 1.8 rebounds, 0.4 assists, 0.4 blocks and 0.4 assists in 7.1 minutes per game ... appeared in 14 games off the bench, including eight in SEC play ... top contributor off the bench in the final five games of the season, averaging 4.2 points and three rebounds per game while shooting at 53 percent clip in 13 minutes per contest ... career-long outing of 16 minutes pulling down six rebounds with two steals and an assist at Georgia (Feb. 19) ... scored career-high eight points and added three steals vs. Tennessee (Feb. 22).

HIGH SCHOOL AND PERSONAL: Labeled as a four-star by both Rivals and 247Sports ... tabbed as the No. 109 prospect nationally by Rivals and No. 120 by 247Sports ... selected as the No. 4 player in the state of Georgia by 247Sports ... played for Brantley County High School where he was a First Team All-State selection as a junior and a senior ... averaged 25 points and 14 rebounds per game ... also played football as a wide receiver ... played for Game Elite on the adidas circuit, averaging 11.9 points, 4.9 rebounds and 1.9 assists while shooting 63 percent from the floor ... produced stat lines of 31 points, 14 assists and 11 rebounds, as well as 27 points, 13 rebounds and four blocks for Game Elite ... son of Shantel Williams ... is an only child ... enrolled in the College of Education.

2021-22 WILLIAMS GAME-BY-GAME

Opp.	GS	Min.	FG-A	3FG-A	FT-A	O-D-T	PF	A	TO	BLK	STL	PTS
Morehead State	18	4-6	1-3	1-1	0-2-2	2	2	3	1	0	10	
ULM	15	3-4	0-1	0-0	1-1-2	4	1	0	3	0	6	
at USF	20	4-6	0-1	0-0	3-2-5	2	2	1	1	1	8	
vs. UConn	32	4-10	1-4	3-4	0-5-5	1	0	3	0	2	12	
vs. Loyola Chicago	16	1-2	0-0	0-0	0-1-1	2	0	2	1	0	2	
vs. Syracuse	16	3-7	0-1	3-5	3-4-7	1	2	0	1	1	9	
UCF	17	3-5	0-2	1-2	1-1-2	1	1	2	0	1	7	
Yale	19	3-7	1-4	0-0	2-2-4	3	0	1	1	0	7	
vs. Nebraska	18	4-7	1-2	1-2	2-2-4	0	0	1	2	0	10	
North Alabama	DNP											
at Saint Louis	11	2-5	0-1	0-0	0-1-1	1	0	0	0	0	4	
Murray State	13	4-10	1-3	0-0	1-0-1	3	2	0	0	0	9	
LSU	11	0-2	0-0	0-0	0-0-0	2	1	1	0	0	0	
at South Carolina	17	3-5	0-0	0-0	0-2-2	1	1	2	0	0	6	
Florida	21	5-6	1-2	3-3	0-3-3	2	1	2	2	0	14	
at Alabama	15	1-5	0-1	0-0	1-3-4	2	1	1	2	1	2	
at Ole Miss	8	1-2	0-0	0-0	0-1-1	0	1	1	0	0	2	
Georgia	16	5-9	1-3	2-2	3-2-5	1	0	0	0	1	13	
Kentucky	10	2-2	0-0	3-3	0-1-1	1	0	0	0	0	7	
at Missouri	11	1-4	1-3	0-0	1-1-2	0	0	0	1	0	3	
Oklahoma	7	0-3	0-1	0-0	0-1-1	4	0	0	0	0	0	
Alabama	15	1-2	0-0	2-2	1-0-1	0	1	0	0	0	4	
at Georgia	11	1-3	0-1	2-2	3-2-5	3	2	1	1	0	4	
at Arkansas	14	1-7	0-2	0-0	1-1-2	1	1	0	0	0	2	
Texas A&M	16	2-6	1-3	0-1	5-6-11	3	2	2	1	0	5	
Vanderbilt	12	1-2	0-1	6-6	1-3-4	2	1	2	0	0	8	
at Florida	7	0-2	0-0	0-0	0-0-0	0	0	1	0	0	0	
Ole Miss	10	2-4	0-1	0-0	2-1-3	3	1	1	0	0	4	
at Tennessee	5	0-1	0-1	0-0	0-1-1	3	0	0	1	0	0	
at Mississippi State												
South Carolina												

CAREER HIGHS


Points	24	at Ole Miss (1/6/21)
Rebounds	11	vs. Texas A&M (2/12/22), vs. Saint Joseph's (11/26/20)
Field Goals	9	vs. Georgia (2/2/21)
Field Goals Att.	14	(three times)
3-Pt. Field Goals	6	at Ole Miss (1/6/21)
3-Pt. Field Goals Att.	10	at Ole Miss (1/6/21)
Free Throws	8	vs. Tennessee (2/27/21)
Free Throws Att.	10	vs. Tennessee (2/27/21)
Assists	8	vs. Memphis (12/12/20)
Blocks	5	at Georgia (1/13/21)
Steals	3	vs. Tennessee (2/22/20)
Minutes	37	vs. Saint Joseph's (11/26/20)

WILLIAMS' MISCELLANEOUS STATS

	2019-20	2020-21	2021-22	Career
Games with 10+ Pts	0	15	5	20
Games with 20+ Pts	0	2	0	2
Games 5+ 3s	0	1	0	1
Games with 5+ Reb	2	11	4	17
Games with 10+ Reb	0	2	1	3
Games with 5+ Ast	0	2	0	2
Games with 10+ Ast	0	0	0	0
Games with 5+ Blk	0	1	0	1
Games with 5+ Stl	0	0	0	0
Double-Doubles	0	1	0	1

SEASON	TEAM	GP-GS	MIN/AVG	FG-FGA	FG%	3FG-3FGA	3FG%	FT-FTA	FT%	OFF	DEF	TOT	AVG	PF-FO	A	TO	BLK	STL	PTS	AVG
2019-20	AUB	14-0	100/7.1	15-28	.536	1-9	.111	3-3	1.000	8	17	25	1.8	12-0	6	6	5	6	34	2.4
2020-21	AUB	27-27	713/26.4	116-224	.518	32-94	.340	31-49	.633	36	91	127	4.7	66-0	54	49	39	18	295	10.9
2021-22	AUB	28-0	408/14.6	61-134	.455	9-41	.220	27-33	.818	30	49	79	2.8	48-0	26	26	16	8	158	5.6
TOTAL		69-27	1221/17.7	192-386	.497	42-144	.292	61-85	.718	74	157	231	3.3	126-0	86	81	60	32	487	7.1

5



CHRIS MOORE

6-6 • 240

Sophomore • Forward
West Memphis, Ark.
West Memphis HS

2021-22 (Sophomore): Action in 21 games off the bench, averaging 2.0 points and 1.7 rebounds ... Season-high 16 points in win over ULM ... Action in eight SEC games with best game coming at South Carolina on Jan. 4, scoring five points with four rebounds ... Two points and one assist on Wednesday versus Vanderbilt.

2020-21 (Freshman): Averaged 2.8 points, 2.0 rebounds and 0.5 assists in 11.2 minutes per game ... appeared in 25 games off the bench ... shot 56.3 percent from the floor, including 40 percent from beyond the arc ... field goal percentage was second-best on the team and ranked 10th in the SEC among players with 40 or more shot attempts ... scored in 18 of 25 games played in ... first career points came via an and-1 against St. Joseph's (Nov. 26) ... posted career-high 11 points in 14 minutes against Missouri (Jan. 26) after shooting 4-for-4 from the field, including 3-for-3 from downtown ... pulled down four-plus rebounds in four games, including career-best six boards against Troy (Dec. 19).

HIGH SCHOOL AND PERSONAL: Labeled as a four-star prospect by Rivals and a three-star prospect by 247Sports and ESPN ... ranked as the 103rd player in the country by Rivals and 122nd by 247Sports ... tabbed as the No. 3 player out of the state of Arkansas by 247Sports and No. 5 by ESPN ... named the Arkansas Player of the Year following senior season ... played at West Memphis High School ... voted all-state four times, including a first team nod in his final campaign ... became the school's all-time leader in points and rebounds ... is the only player in school history to play four seasons on the varsity squad ... guided West Memphis to the Arkansas state championship game, averaging 18.7 points and 16.3 rebounds per game during the playoffs ... guided team to the No. 1 overall rank in Arkansas ... is a four-time all-conference player ... named the 5A East Player of the Year following junior season in which he averaged 17.2 points, 13 rebounds, 4.9 assists and 1.5 blocks per game while shooting 63 percent ... played for Woodz Elite in the Nike EYBL ... averaged 17.7 points, 6.1 rebounds, 1.3 assists and 1.1 blocks per game on the AAU circuit ... led team to No. 1 national ranking as a sophomore.

2021-22 MOORE GAME-BY-GAME													
Opp.	GS	Min.	FG-A	3FG-A	FT-A	O-D-T	PF	A	TO	BLK	STL	PTS	
Morehead State	15	2-2	0-0	0-0	0-0	0-1-1	2	1	0	0	0	4	
ULM	21	5-9	0-1	6-6	2-2-4	1	0	1	0	0	0	16	
at USF	8	0-2	0-1	0-0	0-0-0	0	0	1	0	1	0	0	
vs. UConn	13	0-0	0-0	0-0	1-0-1	3	0	0	0	0	0	0	
vs. Loyola Chicago	13	1-3	0-0	0-0	3-1-4	1	0	1	0	0	0	2	
vs. Syracuse	15	1-2	0-1	2-4	1-1-2	1	2	0	0	0	2	4	
UCF	5	0-0	0-0	0-0	0-1-1	0	0	2	0	0	0	0	
Yale	17	2-4	0-0	1-2	2-4-6	2	0	0	2	2	2	5	
vs. Nebraska	DNP												
North Alabama	12	1-4	0-1	0-0	1-1-2	0	0	2	0	0	0	2	
at Saint Louis	7	0-0	0-0	0-0	0-0-0	2	1	0	0	0	1	0	
Murray State	3	0-1	0-1	0-0	0-0-0	1	0	0	0	0	0	0	
LSU	8	1-2	0-0	0-0	2-2-4	1	0	1	0	0	0	2	
at South Carolina	9	2-4	0-0	1-3	3-1-4	1	0	2	1	0	0	5	
Florida	3	0-0	0-0	0-0	0-1-1	0	0	0	1	1	0	0	
at Alabama	DNP												
at Ole Miss	DNP												
Georgia	4	0-0	0-0	0-0	0-0-0	0	0	0	0	0	0	0	
Kentucky	DNP												
at Missouri	DNP												
Oklahoma	1	0-0	0-0	0-0	0-0-0	0	0	1	0	0	0	0	
Alabama	1	0-0	0-0	0-0	0-0-0	0	0	1	0	0	0	0	
at Georgia	3	0-0	0-0	0-0	0-0-0	1	0	0	0	0	0	0	
at Arkansas	8	0-1	0-0	0-0	2-0-2	2	1	1	0	0	0	0	
Texas A&M	2	0-0	0-0	0-0	0-0-0	0	0	0	0	0	0	0	
Vanderbilt	2	1-1	0-0	0-0	0-0-0	1	1	0	0	0	0	0	
at Florida	DNP												
Ole Miss	DNP												
at Tennessee	DNP												
at Mississippi State	DNP												
South Carolina	DNP												

CAREER HIGHS	
Points	16 vs. ULM (11/12/21)
Rebounds	6 (twice)
Field Goals	5 vs. ULM (11/12/21)
Field Goals Att.	9 vs. ULM (11/12/21)
3-Pt. Field Goals	3 vs. Missouri (1/26/21)
3-Pt. Field Goals Att.	3 vs. Missouri (1/26/21)
Free Throws	6 vs. ULM (11/12/21)
Free Throws Att.	6 vs. ULM (11/12/21)
Assists	2 (three times)
Blocks	2 vs. Yale (12/4/21)
Steals	3 vs. Troy (12/19/20)
Minutes	21 vs. ULM (11/12/21)

MOORE'S MISCELLANEOUS STATS			
	2020-21	2021-22	Career
Games with 10+ Pts	1	1	2
Games with 20+ Pts	0	0	0
Games 5+ 3s	0	0	0
Games with 5+ Reb	2	1	3
Games with 10+ Reb	0	0	0
Games with 5+ Ast	0	0	0
Games with 10+ Ast	0	0	0
Games with 5+ Blk	0	0	0
Games with 5+ Stl	0	0	0
Double-Doubles	0	0	0

SEASON	TEAM	GP-GS	MIN/AVG	FG-FGA	FG%	3FG-3FGA	3FG%	FT-FTA	FT%	OFF	DEF	TOT	AVG	PF-FO	A	TO	BLK	STL	PTS	AVG
2020-21	AUB	25-0	281/11.3	27-48	.563	6-15	.400	11-19	.579	28	23	51	2.0	28-0	12	18	6	8	71	2.8
2021-22	AUB	21-0	176/8.4	16-35	.457	0-5	.000	10-15	.667	17	15	32	1.5	19-0	6	13	4	7	42	2.0
TOTAL		46-0	457/9.9	43-83	.518	6-20	.300	21-34	.618	45	38	83	1.8	47-0	18	31	10	15	113	2.5

10

JABARI SMITH

6-10 • 220
 Freshman • Forward
 Fayetteville, Ga.
 Sandy Creek HS



2021-22 (Freshman): Karl Malone Award Top 10 Finalist ... John Wooden Preseason Top 50 Watch List ... Preseason All-SEC second team, was the only freshman to be voted on either All-SEC preseason team .. A top NBA prospect, leads Auburn in scoring averaging 16.6 points and is second in rebounds with 6.8 per game ... Sixth in SEC in scoring and ninth in rebounding ... Only freshman in SEC to be top 10 in league in both scoring and rebounding ... Team-best 65 3-pointers, which is fourth in SEC ... Second in Auburn history for 3-pointers made by a freshman ... Made at least one 3-pointer in 24 straight games (55-of-136, .404) ... Streak is second longest by an AU player in the last four years behind Bryce Brown (29, 2018-19) ... SEC Freshman of the Week (2/21) for fifth time on season after averaging 28.5 points and 5.5 rebounds including 11-of-15 shooting from the 3-point arc against Vanderbilt and Florida ... His 59 points in consecutive games (VU, UF) the most by an AU player since Marquis Daniels had 59 in December of 2002 ... 23 points and career-high 12 boards in win over Oklahoma ... Named SEC Freshman of the Week for fourth time on season (1/24) after averaging 13.0 points, 7.0 rebounds and 2.5 assists in wins over Georgia and Kentucky ... Only player in Auburn history to earn SEC Rookie/Freshman of the Week honors five times in one season ... Double-digit performances in 16 consecutive games snapped at Missouri ... Team-best 24 double-digit scoring games and 11 20-point games ... 11 20-point games is tied for fourth most in AU history by a freshman ... Named SEC Freshman of the Week for third time on Jan. 17 after averaged 20.0 points, 5.0 rebounds and 2.0 blocks in wins at No. 24 Alabama and at Ole Miss ... Tallied a then career-high 25 points on 8-of-14 shooting from the field including a trio of 3-pointers and career-high four blocked shots at Alabama ... Earned SEC Freshman of the Week honors on Jan. 3 after scoring 16 points with four rebounds and three assists in his SEC debut vs. LSU ... SEC Freshman of the Week after averaging 19.3 points, 7.2 rebounds and 2.3 assists in three-games at Battle 4 Atlantis (Nov. 29) ... Averaging 23.8 points, 8.2 rebounds and 1.8 steals in five games after single-digit scoring outing the game before ... Career-high 31 points on career-best 7-of-10 from beyond the arc against Vanderbilt ... Seven 3-pointers were one shy of tying Auburn Arena record and just the seventh 30-point game by a freshman in school history ... 31 points were most by an Auburn player since Samir Doughty scored 32 versus Tennessee in 2020 and most by a freshman since Toney Douglas had 32 against Florida in 2005 ... Last 4 games: 25.3 ppg, 7.0 rpg, while hitting 15-of-29 (.517) from three ... 22-of-24 (.916) from foul line in last three games ... Only freshman nationally with 400 points, 195 rebounds and 60 3-pointers ... Fourth nationally among freshman in scoring with 481 points and tied for 10th with 65 3-pointers.

HIGH SCHOOL AND PERSONAL: Consensus five-star, top-10 prospect ... ranked No. 6 nationally by 247 Sports, ESPN and Rivals ... averaged 23.4 points, 9.5 rebounds, 3.2 steals and 2.5 blocks per game as a senior while playing at Sandy Creek High School ... led Sandy Creek to a state runner-up finish in 2020-21 ... became Auburn's fourth signee to be named a McDonald's All-American - a list that includes Sharife Cooper (2020), Korvotney Barber (2005) and Frank Ford (1983) ... chosen as a Naismith First Team All-American and a Sports Illustrated All-American ... named Georgia's Gatorade Player of the Year ... averaged 24.5 points, 10.8 rebounds, 2.8 blocks, 1.6 assists and 1.3 steals per game while shooting 50 percent from the floor, including 38 percent from 3 as a junior ... tabbed as a MaxPreps Junior All-American and an all-state selection while leading the Patriots to a 25-5 record, including 12-0 in the region, and an appearance in the Class 4A state quarterfinals ...

named the Junior of the Year in Class 4A ... as a sophomore, averaged 12.7 points, 6.7 rebounds, two blocks, 1.9 assists and 1.2 steals per game while shooting 48 percent from the court, leading Sandy Creek to a 27-4 record, including 12-0 in the region ... represented his country as he paced USA Basketball to a gold medal in the FIBA Americas U16 championship while averaging 13.8 points and 6.2 rebounds ... son of Jabari Smith Sr. and Taneskia Purnell ... father, Jabari Sr., played at LSU for two seasons before playing in the NBA in stints with the New Jersey Nets, Philadelphia 76ers and the Sacramento Kings ... cousin of 13-year NBA veteran Kwame Brown, who was the No. 1 overall pick in 2001.

2021-22 SMITH GAME-BY-GAME

Opp.	GS	Min.	FG-A	3FG-A	FT-A	O-D-T	PF	A	TO	BLK	STL	PTS
Morehead State	*	21	3-6	2-3	0-0	0-7-7	1	4	0	1	3	8
ULM	*	29	7-12	3-5	6-8	2-8-10	2	2	3	2	4	23
at USF	*	27	3-12	2-7	1-2	2-8-10	1	0	1	1	0	9
vs. UConn	*	39	4-13	2-6	12-12	0-6-6	5	3	2	0	2	22
vs. Loyola Chicago	*	29	7-9	0-1	0-1	0-4-4	1	0	1	1	0	14
vs. Syracuse	*	29	8-17	4-8	2-2	0-6-6	1	4	1	1	0	22
UCF	*	21	6-12	3-6	5-6	1-6-7	3	4	3	0	3	20
Yale	*	20	6-14	2-5	3-4	1-6-7	1	2	1	0	2	17
vs. Nebraska	*	22	7-13	3-6	4-4	0-5-5	1	4	1	0	2	21
North Alabama	*	27	4-15	2-5	3-4	2-8-10	2	2	1	2	1	13
at Saint Louis	*	29	5-11	3-5	0-0	0-4-4	2	0	2	0	2	13
Murray State	*	25	5-11	2-5	0-0	0-10-10	1	3	2	3	2	12
LSU	*	30	5-12	2-8	4-5	1-3-4	2	1	4	1	1	16
at South Carolina	*	23	3-9	2-4	2-2	0-1-1	2	1	4	0	0	10
Florida	*	20	4-7	2-2	3-5	0-5-5	4	2	0	1	0	13
at Alabama	*	34	8-14	3-6	6-10	1-6-7	3	1	2	4	2	25
at Ole Miss	*	32	6-13	1-5	2-2	0-3-3	1	1	2	1	0	15
Georgia	*	23	5-10	2-6	0-0	1-6-7	1	3	2	1	0	12
Kentucky	*	30	5-10	1-4	3-3	0-7-7	2	2	2	2	1	14
at Missouri	*	32	2-15	1-7	0-0	3-7-10	1	1	0	2	0	5
Oklahoma	*	23	6-14	2-5	9-10	1-11-12	1	0	1	1	2	23
Alabama	*	24	5-10	1-2	6-9	0-5-5	3	0	1	1	1	17
at Georgia	*	31	2-7	1-3	2-2	1-5-6	2	1	3	1	1	7
at Arkansas	*	32	6-16	2-8	5-5	0-9-9	4	0	2	0	1	20
Texas A&M	*	24	3-10	1-4	2-4	1-7-8	1	2	4	1	2	9
Vanderbilt	*	28	10-16	7-10	4-7	0-4-4	3	3	2	0	1	31
at Florida	*	33	7-16	4-5	10-11	1-6-7	1	1	2	1	0	28
Ole Miss	*	28	4-12	1-5	6-6	2-7-9	2	5	2	0	0	15
at Tennessee	*	35	9-21	3-9	6-7	1-7-8	2	0	2	2	0	27
at Mississippi State												
South Carolina												

CAREER HIGHS

Points	31 vs. Vanderbilt (2/16/22)
Rebounds	12 vs. Oklahoma (1/29/22)
Field Goals	10 vs. Vanderbilt (2/16/22)
Field Goals Att.	21 at Tennessee (2/26/22)
3-Pt. Field Goals	7 vs. Vanderbilt (2/16/22)
3-Pt. Field Goals Att.	10 vs. Vanderbilt (2/16/22)
Free Throws	12 vs. UConn (11/24/21)
Free Throws Att.	12 vs. UConn (11/24/21)
Assists	5 vs. Ole Miss (2/23/22)
Steals	4 vs. ULM (11/12/21)
Blocks	4 at Alabama (1/11/22)
Minutes	39 vs. UConn (11/24/21)

SMITH'S MISCELLANEOUS STATS

	2021-22	Career
Games with 10+ Pts	24	24
Games with 20+ Pts	11	11
Games 5+ 3s	1	1
Games with 5+ Reb	22	22
Games with 10+ Reb	6	6
Games with 5+ Ast	1	1
Games with 10+ Ast	0	0
Games with 5+ Blk	0	0
Games with 5+ Stl	0	0
Double-Doubles	4	4

SEASON	TEAM	GP-GS	MIN/AVG	FG-FGA	FG%	3FG-3FGA	3FG%	FT-FTA	FT%	OFF	DEF	TOT	AVG	PF-FO	A	TO	BLK	STL	PTS	AVG
2021-22	AUB	29-29	814/28.1	155-357	.434	65-155	.419	106-131	.809	21	177	198	6.8	56-1	52	53	29	34	481	16.6
TOTAL		29-29	814/28.1	155-357	.434	65-155	.419	106-131	.809	21	177	198	6.8	56-1	52	53	29	34	481	16.6

12

ZEP JASPER

6-1 • 185

Senior • Guard

Augusta, Ga.

Laney HS



2021-22 (Senior): Returned to starting lineup against Texas A&M after missing previous two contests with non-COVID illness ... Started first 22 games of season before illness ... Auburn's top on-ball defender ... 4.7 points and 2.1 assists on season ... 2.9 assist/turnover ratio leads team ... Then season-high 13 points in win at South Florida and at South Carolina ... Equalled career high with 6 assists against ULM and Loyola Chicago ... 6 points, 5 steals and 5 assists in win against Nebraska ... Just 6 turnovers in last 11 games (231 minutes) and just 8 in last 13 contests (267 minutes) ... 9 points, 3 rebounds, 2 steals versus Oklahoma ... Committed just 20 turnovers on season in 610 minutes, which is one turnover every 30.5 minutes ... Streak of eight consecutive SEC games without a turnover came to an end last week against Ole Miss (158 minutes, 26 seconds) ... Season-high 15 points, including 4-of-5 from long range in win over the Rebels.

2020-21 (Junior, Charleston): Played and started in all 19 games ... Team's leading scorer averaging 15.6 points per game which ranked eighth in Colonial Athletic Association ... Poured in double figures in 16 contests including four 20+ point outings ... Collected CAA Player of the Week honors for the first time of his career (2/8/21) ... Led the Cougars to a 2-0 weekend and series sweep of Towson with 21 points and four boards in a 90-88 double-overtime win (2/6/21) ... Equaled his career high with seven rebounds against Towson (2/7/21) ... Ended the season on a career-best eight-game double-digit scoring streak ... Knocked down a career-high 38 points on 13-of-18 shooting from the field, 4-of-7 shooting from beyond the arc and 8-for-9 from the charity stripe against Columbus State (2/20/21) ... 38 points was fifth-most points scored in single game in school history and tied as the third-most in the program's NCAA Division I Era ... Game-high 27 points in the CAA Quarterfinals versus Drexel (3/7/21).

2019-20 (Sophomore, Charleston): Best on-ball defender in the country ... Saw action in 31 games with 30 starts for the Cougars ... Averaged 7.6 points, 1.7 rebounds and 1.7 assists per game ... Ranked third on the team in steals (28) ... Scored in double figures on 13 occasions including three-straight games with 12 points at Drexel (12/28/19), at Delaware (12/30/19) and versus Towson (1/2/20) ... Also dished out a career-high six assists at Drexel ... Registered a season-high 13 points versus Delaware in the CAA Quarterfinals (3/8/20).

2018-19 (Redshirt Freshman, Charleston): Played in all 33 games with 14 starts ... fourth-leading scorer on the team averaging 5.4 points per game and best 3-point shooter with a 40.0 percent accuracy beyond the arc ... Made his first career start versus Presbyterian College registering a career-high 15 points on 5-of-8 shooting from the field (11/6/18) ... Scored in double figures on six occasions including 10 points against Rhode Island (11/13/18) and 13 points at VCU (12/15/18) ... Recorded 14 points and a career-best five rebounds at Delaware (2/7/19) Dished out a career-high four assists versus Drexel in the CAA Quarterfinals (3/10/19).

2017-18 (Freshman, Charleston): Redshirted the 2017-18 season.

HIGH SCHOOL AND PERSONAL: Averaged 21 points, six assists, five rebounds and three steals per game as a senior while playing for Laney High School ... led the Wildcats to a region title and Class AAA state quarterfinals appearance ... hon-

ored as the All-Area Georgia Boys Co-Player of the Year by The Augusta Chronicle ... during four years of competition at Laney, the team compiled an 84-15 record and made three Final Four appearances in the state playoffs ... became the fifth player in school history to reach 1,000 points in a career ... was a four-time first team all-state and first team all-region selection ... earned Freshman of the Year and first-team all-defense honors ... played one post-grad year of basketball at Notre Dame Preparatory School in Fitchburg, Mass. and averaged 22.3 points per game ... son of William and Sandra Jasper ... has one brother, Vonte, and one sister, Latoya.

2021-22 JASPER GAME-BY-GAME

Opp.	GS	Min.	FG-A	3FG-A	FT-A	O-D-T	PF	A	TO	BLK	STL	PTS
Morehead State	*	18	0-5	0-1	1-2	2-0-2	3	0	2	0	2	1
ULM	*	26	2-5	1-3	1-2	0-0-0	2	6	0	0	1	6
at USF	*	22	4-7	1-1	4-4	0-2-2	3	2	1	0	1	13
vs. UConn	*	39	3-8	1-3	2-2	1-2-3	3	3	0	0	0	9
vs. Loyola Chicago	*	23	1-9	0-3	1-2	0-0-0	1	6	1	0	0	3
vs. Syracuse	*	23	1-3	1-2	0-0	0-0-0	4	5	0	0	0	3
UCF	*	27	1-4	0-2	1-2	0-0-0	1	2	1	0	0	3
Yale	*	25	4-6	2-2	0-0	0-2-2	2	5	0	0	0	10
vs. Nebraska	*	27	2-5	2-4	0-0	0-0-0	2	5	1	0	5	6
North Alabama	*	26	2-6	2-4	2-2	0-2-2	1	1	0	0	0	8
at Saint Louis	*	20	2-4	1-3	0-0	1-0-1	2	1	0	0	0	5
Murray State	*	24	0-5	0-1	0-0	0-1-1	1	1	2	0	0	0
LSU	*	18	0-3	0-3	0-0	1-1-2	2	2	2	0	0	0
at South Carolina	*	23	4-5	2-2	3-4	0-0-0	3	3	2	1	0	13
Florida	*	20	1-4	0-3	2-2	0-0-0	3	4	1	0	1	4
at Alabama	*	15	0-1	0-1	0-0	1-1-2	2	0	1	0	0	0
at Ole Miss	*	21	3-5	2-3	0-0	1-0-1	1	3	0	0	1	8
Georgia	*	24	1-6	1-5	0-0	0-3-3	0	0	0	0	1	3
Kentucky	*	17	1-1	0-0	0-0	1-0-1	1	3	0	0	0	2
at Missouri	*	22	1-3	1-2	0-0	0-2-2	2	0	0	0	1	3
Oklahoma	*	28	3-6	0-2	3-3	0-3-3	2	1	3	0	2	9
Alabama	*	16	0-3	0-1	2-2	0-1-1	1	0	0	0	0	2
at Georgia	DNP											
at Arkansas	DNP											
Texas A&M	*	24	0-4	0-1	1-2	1-1-2	1	1	0	0	0	1
Vanderbilt	*	16	0-0	0-0	0-0	0-0-0	4	0	0	0	1	0
at Florida	*	19	0-1	0-0	0-0	0-1-1	3	1	0	0	1	0
Ole Miss	*	27	5-7	4-5	1-2	0-0-0	1	1	2	0	0	15
at Tennessee	*	17	0-2	0-1	0-0	0-1-1	1	1	1	0	1	0
at Mississippi State												
South Carolina												

JASPER'S MISCELLANEOUS STATS

	2018-19	2019-20	2020-21	2021-22	Career
Games with 10+ Pts	6	13	16	4	39
Games with 20+ Pts	0	0	4	0	4
Games 5+ 3s	0	0	2	0	2
Games with 5+ Reb	2	1	5	0	8
Games with 10+ Reb	0	0	0	0	0
Games with 5+ Ast	0	2	3	5	10
Games with 10+ Ast	0	0	0	0	0
Games with 5+ Blk	0	0	0	0	0
Games with 5+ Stl	0	0	0	1	1
Double-Doubles	0	0	0	0	0

CAREER HIGHS

Points	38 vs. Columbus State (2/20/21)
Rebounds	7 (twice)
Field Goals	13 vs. Columbus State (2/20/21)
Field Goals Att.	21 vs. Drexel (3/7/21)
3-Pt. Field Goals	5 (twice)
3-Pt. Field Goals Att.	10 vs. Drexel (3/7/21)
Free Throws	10 vs. Towson (1/2/20)
Free Throws Att.	10 vs. Towson (1/2/20)
Assists	6 (three times)
Steals	5 vs. Nebraska (12/11/21)
Blocks	1 (four times)
Minutes	42 vs. Columbus State (2/20/21)

SEASON	TEAM	GP-GS	MIN/AVG	FG-FGA	FG%	3FG-3FGA	3FG%	FT-FTA	FT%	OFF DEF	TOT	AVG	PF-FO	A	TO	BLK	STL	PTS	AVG
2018-19	CC	33-14	836/25.3	55-139	.396	36-90	.400	32-42	.762	12 59	71	2.2	60-0	42	25	1	24	178	5.4
2019-20	CC	31-30	943/30.4	76-189	.402	36-99	.364	49-55	.891	15 38	53	1.7	64-1	53	26	1	28	237	7.6
2020-21	CC	19-19	623/32.8	108-247	.437	38-110	.345	42-48	.875	15 56	71	3.7	40-1	50	25	2	15	296	15.6
2021-22	AUB	27-27	610/22.6	41-118	.347	21-58	.362	24-31	.774	9 23	32	1.2	53-0	57	20	1	18	127	4.7
TOTAL FOR AUB		27-27	610/22.6	41-118	.347	21-58	.362	24-31	.774	9 23	32	1.2	53-0	57	20	1	18	127	4.7
TOTAL		110-90	3012/27.4	280-693	.404	131-357	.367	147-176	.835	51 176	227	2.1	217-2	202	96	5	85	838	7.6

13

WALKER KESSLER

7-1 • 245

Sophomore • Forward/Center

Newnan, Ga.

Woodward Academy



2021-22 (Sophomore): Kareem Abdul-Jabbar Award Watch List ... Naismith Men's Defensive Player of the Year Watch List ... Leads nation in block shots per game (4.7) and total blocks with 135 blocks ... Became Auburn's single-season leader in blocked shots with his fourth (2:47 minute mark of the first half) block of night against Ole Miss on Feb. 23, breaking Kyle Davis' school record of 126 set in 2002-03 ... Eighth on SEC single-season block chart, five shy of tying Shaquille O'Neal (140, 1991) for seventh ... One field goal made shy of being sixth nationally and first in SEC in field goal percentage (.637) ... Currently field goal percentage (.637) is third on Auburn single-season charts behind Charles Barkley (.644, 1982-83; .638, 1983-84) ... Fourth on team averaging 11.8 points while leading team in rebounding (8.2 rpg) and blocks (4.7) ... Earned third SEC Player of Week honors on Feb. 14 after averaging 14.0 points, 15.0 rebounds and 9.5 blocks, including his second career double double ... 12 points, 11 rebounds and career-high 12 blocks in win over Texas A&M ... Fifth player in SEC history with multiple career triple-doubles with only Shaquille O'Neal (6) to record more ... SEC Co-Player of the Week (1/24) after averaging 17.0 points, 6.5 rebounds and 4.0 blocks in wins over UGA and Kentucky (Jan. 24) ... Recorded Auburn's second-ever triple double with 16 points, 11 blocks and 10 rebounds in SEC opening victory against LSU ... USBWA National Player of the Week and SEC Player of the Week (1/4) after his triple-double performance ... 11 double-doubles on season ... 12-game streak of double digit scoring halted at Tennessee (15.4 ppg, 9.6 rpg and 5.6 bpg during span) ... In SEC games, leads league in field goal percentage (.683), blocks (5.3 bpg) and is third in rebounding (8.8 rpg) ... Career-high 21 points vs. Oklahoma ... Last week of January versus Missouri and Oklahoma, averaged 17.5 points, 10.5 rebounds and 3.0 blocks while shooting .667 pct from the field ... Most compete game of season versus Alabama on Feb. 2, scoring 18 points with 12 rebounds, 8 blocks, 4 steals and 1 assist ... Career-best 19 boards at Arkansas (2/8), most by AU player since 2015 (Cinmeon Bowers) ... Last 5 games: 13.0 ppg, 7.2 rpg, 6.2 bpg

2020-21 (Freshman, North Carolina): Averaged 4.4 points, 3.2 rebounds and 0.9 blocks ... Shot 57.8 percent from the floor ... Earned co-ACC Freshman of the Week honors for his performances against Marquette on Feb. 24 and Florida State on Feb. 27 ... Scored 94 of his 127 points and made 38 of his 52 field goals in the last 11 games ... Scored in double figures five times with a season-high 20 at home against Florida State ... Grabbed 45 of his 94 rebounds (47.9 percent) on the offensive boards ... First career double-double (16 points and 12 rebounds) and a season-high and UNC freshman record eight blocks in the ACC second round win over Notre Dame ... Set all-time ACC Tournament freshman record with eight blocks (previous: six by Duke's Mike Gminski in 1977 and Wake Forest's Tim Duncan in 1994) ... Previous UNC record for any ACC Tourney game was six by Eric Montross in 1994 ... Made 7 of 11 field goals, had five offensive rebounds and two steals ... Blocked three shots in the home win over Duke ... Season- and game-high 20 points, nine field goals (in 10 attempts), five offensive rebounds, eight rebounds and four blocks in the 78-70 win over ACC-leading Florida State ... Started the second half vs. the Seminoles and went 7 for 7 from the floor for 14 points (four more than his previous game high) in 12:18 of second-half action ... Season-high three assists, all in the first half as UNC built a 48-29 lead, scored 10 points and had two steals against Louisville ... Then-season highs in points (10), rebounds (7) and assists (2) vs. Northeastern ... Had six points and four rebounds in four minutes in college debut vs. Charleston.

HIGH SCHOOL AND PERSONAL: Consensus five-star, top-25 prospect ... ranked 14th overall by ESPN, 22nd by 247 Sports and 24th by Rivals ... tabbed as the No. 1 player in the state of Georgia by ESPN and 247 Sports ... named a McDonald's All-American while playing at Woodward Academy in College Park, Ga. ... led the school to its first state title in its 120-year history ... averaged 17.8 points, 9.3 rebounds, 5.2 blocked shots, 1.3 steals and 1.2 assists as a senior ... earned a plethora of honors, including the Gatorade High School Player of the Year, Georgia's Mr. Basketball and the Atlanta Journal-Constitution's Georgia Player of the Year

... put up career totals of 2,003 points, 1,185 rebounds and 524 blocks as a prep ... also gained experience by participating in the 2019 minicamp for the USA Basketball Men's Junior National Team ... son of Dr. Chad and Andrea Kessler ... was selected as a member of the National Honor Society ... father played basketball at Georgia from 1983-87, scored 675 career points, won Academic All-America honors and was a fifth-round NBA Draft pick by the L.A. Clippers in 1987 ... brother, Houston, played at Georgia from 2013-17 ... uncle, the late Alec Kessler, earned All-SEC honors at Georgia, where he led the Bulldogs to the 1990 SEC championship ... Alec is Georgia's second-leading career scorer and was selected by Houston with the ninth pick in the 1990 NBA Draft.

2021-22 KESSLER GAME-BY-GAME

Opp.	GS	Min.	FG-A	3FG-A	FT-A	O-D-T	PF	A	TO	BLK	STL	PTS
Morehead State	*	25	3-7	0-4	0-2	2-4-6	1	2	1	5	2	6
ULM	*	18	1-3	0-1	0-0	0-4-4	4	0	2	3	0	2
at USF	*	23	2-5	0-1	1-2	2-5-7	0	0	0	4	1	5
vs. UConn	*	24	6-11	1-3	1-1	4-6-10	3	2	1	1	0	14
vs. Loyola Chicago	*	25	5-12	1-3	2-5	5-5-10	2	0	0	5	2	13
vs. Syracuse	*	15	3-3	0-0	0-0	1-2-3	4	0	1	1	0	6
UCF	*	31	8-14	0-3	1-1	4-10-14	2	2	1	6	2	17
Yale	*	8	0-2	0-1	0-0	1-1-2	0	1	1	4	0	0
vs. Nebraska	*	21	2-5	0-1	1-2	2-5-7	3	2	1	1	5	5
North Alabama	*	23	6-8	0-0	2-3	2-6-8	1	1	1	5	1	14
at Saint Louis	*	30	8-12	0-2	3-4	1-8-9	3	1	2	6	1	19
Murray State	*	26	5-7	1-2	2-4	2-5-7	1	0	0	7	0	13
LSU	*	28	6-8	1-1	3-4	3-7-10	3	1	2	11	0	16
at South Carolina	*	28	5-5	0-0	2-2	1-9-10	1	0	1	4	0	12
Florida	*	24	2-5	0-1	2-2	0-8-8	5	1	3	3	0	6
at Alabama	*	12	1-1	0-0	0-0	1-1-2	5	1	3	0	0	2
at Ole Miss	*	32	9-11	0-1	2-2	5-5-10	3	1	0	7	4	20
Georgia	*	27	7-11	0-3	1-2	2-4-6	2	1	0	6	1	15
Kentucky	*	31	8-10	0-0	3-4	2-5-7	3	2	1	2	0	19
at Missouri	*	30	5-10	0-1	3-4	7-5-12	2	0	1	2	0	13
Oklahoma	*	30	9-11	2-4	1-1	4-5-9	1	0	0	4	1	21
Alabama	*	28	6-9	0-1	2-2	5-7-12	4	1	4	8	4	14
at Georgia	*	29	5-7	0-1	0-0	4-5-9	4	0	1	4	2	10
at Arkansas	*	33	6-11	2-5	2-6	8-11-19	5	0	2	7	0	16
Texas A&M	*	24	5-7	0-0	2-4	4-7-11	4	1	0	12	0	12
Vanderbilt	*	27	8-10	0-1	6-7	0-7-7	2	1	2	7	1	22
at Florida	*	26	5-6	1-1	0-2	0-3-3	4	1	2	1	0	11
Ole Miss	*	28	5-8	0-1	2-5	1-9-10	4	1	1	8	1	15
at Tennessee	*	28	3-7	0-1	2-3	3-2-5	4	4	1	4	1	8
at Mississippi State												
South Carolina												

KESSLER'S MISCELLANEOUS STATS

	2020-21	2021-22	Career
Games with 10+ Pts	5	20	25
Games with 20+ Pts	1	3	4
Games 5+ 3s	0	0	0
Games with 5+ Reb	7	24	31
Games with 10+ Reb	1	11	12
Games with 5+ Ast	0	0	0
Games with 5+ Blk	1	14	15
Games with 10+ Blk	0	2	2
Games with 5+ Stl	0	1	1
Double-Doubles	1	11	12
Triple-Doubles	0	2	2

CAREER HIGHS

Points	22 vs. Vanderbilt (2/16/22)
Rebounds	19 at Arkansas [OT] (2/8/22)
Field Goals	9, 3x most recent vs. Oklahoma (1/29/22)
Field Goals Att.	14 vs. UCF (12/1/21)
3-Pt. Field Goals	2 at Arkansas [OT] (2/8/22), vs. Oklahoma (1/29/22)
3-Pt. Field Goals Att.	5 at Arkansas [OT] (2/8/22)
Free Throws	6 vs. Vanderbilt (2/16/22)
Free Throws Att.	7 vs. Vanderbilt (2/16/22)
Assists	4 at Tennessee (2/26/22)
Steals	5 vs. Nebraska (12/11/21)
Blocks	12 vs. Texas A&M (2/12/22)
Minutes	33 at Arkansas [OT] (2/8/22)

SEASON	TEAM	GP-GS	MIN/AVG	FG-FGA	FG%	3FG-3FGA	3FG%	FT-FTA	FT%	OFF	DEF	TOT	AVG	PF-FO	A	TO	BLK	STL	PTS	AVG
2020-21	UNC	29-0	254/8.7	52-90	.578	1-4	.250	22-41	.537	45	49	94	3.2	35-0	9	16	25	15	127	4.4
2021-22	AUB	29-29	740/25.5	144-226	.637	9-43	.209	46-74	.622	76	161	237	8.2	79-3	26	34	135	30	343	11.8
TOTAL FOR AUB		29-29	740/25.5	144-226	.637	9-43	.209	46-74	.622	76	161	237	8.2	79-3	26	34	135	30	343	11.8
TOTAL		58-29	994/17.1	196-316	.620	10-47	.213	68-115	.591	121	210	331	5.7	114-3	35	50	160	45	470	8.1

22

ALLEN FLANIGAN

6-6 • 215

Junior • Guard

Little Rock, Ark.

Parkview Magnet HS



2021-22 (Junior): Coaches' Preseason All-SEC first team ... Had successful procedure in early September to repair his right Achilles after suffering a non-basketball related trauma ... Made return to lineup versus Murray State on Dec. 22 and started against No. 16 LSU on Dec. 29 ... In SEC play averaging 7.2 points, 3.4 rebounds and 1.3 assist ... 10 points and 3 assists in 24 minutes against Georgia (Jan. 19) ... five double digit games in 13 starts ... Last five outings: 5.8 points and 3.0 rebounds ... Season-high 16 points with 4 rebounds and 2 assists versus Texas A&M ... Shooting 53.4 percent from two this season.

2020-21 (Sophomore): Averaged 14.3 points, 5.5 rebounds, 2.9 assists and 0.9 steals in 30.4 minutes per game ... started all 27 games was the team's primary scoring option ... was the most improved scorer in the SEC after raising his output by 11.1 from 3.2 points per game as a freshman to 14.3 points per tilt as a sophomore ... scoring average ranked 14th in the SEC ... was one of three players in the conference to average 14.0 points, 5.0 rebounds and 2.5 assists per game, joining Tre Mann (Florida) and Trendon Watford (LSU) ... averaged 14.7 points, 5.9 rebounds, 2.9 assists and 1.0 steals per game in league play ... was the only guard to rank in the top 15 in both points and rebounds per game in the SEC during conference play ... shot 45.5 percent from the floor, including 33.8 percent from 3, and 77.6 percent from free throw line ... made the sixth-most free throws in the SEC (97) and attempted the ninth-most free throws (125) ... was one of eight players in the SEC to have at least 350 points, 100 rebounds and 75 assists ... scored in double figures in 22 of team's 27 games, including six games with 20 or more points ... posted first career double-double with 19 points and 10 rebounds in SEC opener against Arkansas (Dec. 28) ... put up a career high 24 points against South Carolina (Jan. 23).

2019-20 (Freshman): Averaged 3.2 points, 2.7 rebounds, 0.4 assists and 0.3 steals in 13.7 minutes per game ... appeared in all 31 games ... earned first career start at Missouri (Feb. 15) ... third-best rebounding guard on the team at 2.7 boards per contest ... pulled down at least four rebounds 10 times, including seven times in SEC play ... was a perfect 4-for-4 and scored eight points in 12 minutes vs. Furman (Dec. 5) ... recorded career-highs in points (12) and rebounds (6) against Georgia (Jan. 11) ... matched career high with six boards in home win vs. Alabama (Feb. 12) ... followed up with six rebounds and hit season-best five free throws at Missouri (Feb. 15) ... posted nine points and five rebounds in 22 minutes at Tennessee (March 7).

HIGH SCHOOL AND PERSONAL: Labeled as a four-star by ESPN and a three-star by Rivals and 247Sports ... selected as the No. 1 player in Arkansas by ESPN and No. 3 by 247Sports ... attended Parkview Magnet High School where he played for his grandfather and local legend Alfred Flanigan ... won two state championships ... named the 5A Gatorade Arkansas Player of the Year ... also chosen as the district's top athlete ... played for the Joe Johnson Hawks in the adidas Gauntlet circuit, averaging 8.4 points, 3.6 rebounds and 1.2 assists per game ... led Hawks to 21-5 record and age division title in

the Real Deal in the Rock ... son of Wes and Katrina Flanigan ... has two siblings: Collin and Mike ... father, Wes, was a four-year starter at point guard at Auburn from 1993-97 and is in the top 25 in program history with 1,228 career points ... father, Wes, was also an All-SEC selection in 1996 and is currently an assistant coach at Auburn ... enrolled in the College of Education.

2021-22 FLANIGAN GAME-BY-GAME

Opp.	GS	Min.	FG-A	3FG-A	FT-A	O-D-T	PF	A	TO	BLK	STL	PTS
Morehead State		DNP										
ULM		DNP										
at USF		DNP										
vs. UConn		DNP										
vs. Loyola Chicago		DNP										
vs. Syracuse		DNP										
UCF		DNP										
Yale		DNP										
vs. Nebraska		DNP										
North Alabama		DNP										
at Saint Louis		DNP										
Murray State		12	1-6	0-2	1-2	2-2-4	0	1	0	0	0	3
LSU	*	28	4-8	2-4	0-2	0-6-6	2	1	3	0	3	10
at South Carolina		DNP										
Florida		19	4-5	0-1	0-0	0-3-3	1	1	2	0	1	8
at Alabama	*	26	3-6	0-1	4-4	0-4-4	3	1	2	0	0	10
at Ole Miss	*	30	3-7	0-1	0-0	0-1-1	2	1	1	0	0	6
Georgia	*	24	3-6	2-3	2-2	0-4-4	3	3	2	0	1	10
Kentucky	*	29	2-5	0-2	4-6	0-4-4	1	2	2	0	0	8
at Missouri	*	28	1-6	0-2	0-0	1-3-4	2	1	4	1	1	2
Oklahoma	*	25	1-4	0-1	1-2	0-3-3	1	4	1	0	0	3
Alabama	*	23	3-8	0-2	4-6	0-2-2	3	2	1	0	1	10
at Georgia	*	25	3-6	1-3	1-2	0-4-4	3	2	3	1	0	8
at Arkansas	*	28	2-5	1-3	1-2	1-3-4	4	0	3	0	0	6
Texas A&M	*	25	5-11	1-6	5-6	1-3-4	0	2	0	0	0	16
Vanderbilt	*	23	1-2	0-0	0-0	0-1-1	4	1	6	0	1	2
at Florida	*	23	1-1	0-0	0-0	1-4-5	1	1	2	0	0	2
Ole Miss	*	22	1-4	0-1	1-2	0-1-1	4	0	2	0	2	3
at Tennessee	*	28	2-3	0-1	0-0	2-1-3	1	2	2	0	3	4
at Mississippi State												
South Carolina												

FLANIGAN'S MISCELLANEOUS STATS

	2019-20	2020-21	2021-22	Career
Games with 10+ Pts	1	20	5	26
Games with 20+ Pts	0	5	0	5
Games 5+ 3s	0	0	0	0
Games with 5+ Reb	6	15	2	23
Games with 10+ Reb	0	1	0	1
Games with 5+ Ast	0	5	0	5
Games with 10+ Ast	0	0	0	0
Games with 5+ Blk	0	0	0	0
Games with 5+ Stl	0	0	0	0
Double-Doubles	0	1	0	1

CAREER HIGHS


Points	24 at South Carolina (1/23/21)
Rebounds	10 vs. Arkansas (12/30/20)
Field Goals	8 at Kentucky (2/13/21)
Field Goals Att.	14 (four times)
3-Pt. Field Goals	4 (four times)
3-Pt. Field Goals Att.	7 (five times)
Free Throws	8 vs. Kentucky (1/16/21)
Free Throws Att.	11 vs. Tennessee (2/27/21)
Assists	6 (twice)
Blocks	1 (11 times)
Steals	4 at Arkansas (1/20/21)
Minutes	37 vs. Tennessee (2/27/21)

SEASON	TEAM	GP-GS	MIN/AVG	FG-FGA	FG%	3FG-3FGA	3FG%	FT-FTA	FT%	OFF	DEF	TOT	AVG	PF-FO	A	TO	BLK	STL	PTS	AVG
2019-20	AUB	31-3	424/13.7	39-99	.394	5-35	.143	17-37	.459	24	59	83	2.7	52-0	11	25	4	8	100	3.2
2020-21	AUB	27-27	821/30.4	122-268	.455	44-130	.338	97-125	.776	27	122	149	5.5	62-0	78	89	5	24	385	14.3
2021-22	AUB	17-15	420/24.7	40-93	.430	7-33	.212	24-36	.667	8	49	57	3.4	35-0	25	36	2	13	111	6.5
TOTAL		75-45	1666/22.2	201-460	.437	56-198	.283	138-198	.697	59	230	289	3.9	149-0	114	150	11	45	596	7.9

23

BABATUNDE AKINGBOLA

6-10 • 245
Junior • Center
Ogun, Nigeria
McEachern HS



2021-22 (Junior): Limited minutes off bench, seeing time in six games ... Scored two points against Nebraska ... Last action was versus North Alabama ... Represented Auburn at this year's Southeastern Conference Basketball Leadership Council that was held in September.

2020-21 (Sophomore): Averaged 1.9 points, 2.6 rebounds and 0.9 blocks in 11.0 minutes per game ... appeared in all 27 games off the bench ... blocked a shot in 15 games, including five games with two or more blocked shots ... set career highs in points (seven), rebounds (eight) and minutes played (26) in the season opener against Saint Joseph's (Nov. 26) ... also made first career 3-pointer in that game ... swatted a career-high five shots in only eight minutes against Missouri (Jan. 26) ... was the only player in the country to have at least five blocks in eight or fewer minutes during the 2020-21 campaign and one of just five players to accomplish the feat in the last decade ... grabbed multiple rebounds in 12 of his last 15 games ... named to the SEC Academic Honor Roll.

2019-20 (Freshman): Averaged 0.2 points, 0.3 rebounds and 0.4 blocks in 2.3 minutes per game ... appeared in 13 games off the bench, including five in SEC play ... blocked a pair of shots in the first minute his career minute at South Alabama (Nov. 12) ... pulled down a pair of rebounds in five minutes of action vs. New Mexico (Nov. 25) ... scored his first career points with a dunk against Lipscomb (Dec. 29) ... saw a career-high six minutes in regular-season finale at Tennessee (March 7) and blocked a shot.

HIGH SCHOOL AND PERSONAL: Labeled as a four-star prospect by Rivals and a three-star by 247Sports and ESPN ... tabbed as the No. 15 player in Georgia by 247Sports and ESPN ... played at McEachern High School ... was a two-time all-state selection ... team made the Final Four ... averaged 6.0 points, 6.1 rebounds, 3.0 blocks and 1.1 assists per game ... competed with Athletes of Tomorrow on the Nike EYBL circuit ... had 70 rebounds to go along with 27 blocks and shot 56 percent from the floor in 10 games for AOT during Nike 17U circuit ... led team to third-place finish at the 45th annual City of Palms Classic ... son of Akintayo and Temitayo Akingbola ... has four sisters: Yinka, Laide, Kemi and Lola ... goes by the nickname "Stretch" ... enrolled in the Harbert College of Business.

2021-22 AKINGBOLA GAME-BY-GAME												
Opp.	GS	Min.	FG-A	3FG-A	FT-A	O-D-T	PF	A	TO	BLK	STL	PTS
Morehead State	2		0-0	0-0	0-0	0-0-0	0	0	0	0	0	0
ULM		DNP										
at USF		DNP										
vs. UConn	1		0-0	0-0	0-0	0-0-0	0	0	0	0	0	0
vs. Loyola Chicago		DNP										
vs. Syracuse		DNP										
UCF		DNP										
Yale	8		0-2	0-2	0-0	0-2-2	1	0	1	3	0	0
vs. Nebraska	5		1-2	0-1	0-0	0-2-2	0	1	0	0	0	2
North Alabama	3		0-2	0-0	0-0	0-1-1	1	0	1	0	0	0
at Saint Louis		DNP										
Murray State		DNP										
LSU		DNP										
at South Carolina		DNP										
Florida		DNP										
at Alabama		DNP										
at Ole Miss		DNP										
Georgia		DNP										
Kentucky		DNP										
at Missouri		DNP										
Oklahoma		DNP										
Alabama		DNP										
at Georgia		DNP										
at Arkansas		DNP										
Texas A&M		DNP										
Vanderbilt		DNP										
at Florida		DNP										
Ole Miss		DNP										
at Tennessee		DNP										
at Mississippi State												
South Carolina												

CAREER HIGHS	
Points	7 vs. Saint Joseph's (11/26/20)
Rebounds	8 vs. Saint Joseph's (11/26/20)
Field Goals	2 (five times)
Field Goals Att.	5 vs. Saint Joseph's (11/26/20)
3-Pt. Field Goals	1 vs. Saint Joseph's (11/26/20)
3-Pt. Field Goals Att.	2 vs. Yale (12/4/21)
Free Throws	2 (three times)
Free Throws Att.	5 vs. Saint Joseph's (11/26/20)
Assists	2 vs. Appalachian State (12/22/20)
Blocks	5 vs. Missouri (1/26/21)
Steals	2 (twice)
Minutes	26 vs. Saint Joseph's (11/26/20)

AKINGBOLA'S MISCELLANEOUS STATS												
	2019-20	2020-21	2021-22	Career								
Games with 10+ Pts	0	0	0	0								
Games with 20+ Pts	0	0	0	0								
Games 5+ 3s	0	0	0	0								
Games with 5+ Reb	0	4	0	4								
Games with 10+ Reb	0	0	0	0								
Games with 5+ Ast	0	0	0	0								
Games with 10+ Ast	0	0	0	0								
Games with 5+ Blk	0	1	0	1								
Games with 5+ Stl	0	0	0	0								
Double-Doubles	0	0	0	0								

SEASON	TEAM	GP-GS	MIN/AVG	FG-FGA	FG%	3FG-3FGA	3FG%	FT-FTA	FT%	OFF	DEF	TOT	AVG	PF-FO	A	TO	BLK	STL	PTS	AVG
2019-20	AUB	13-0	29/2.3	1-4	.250	0-1	.000	0-0	.000	1	3	4	0.3	7-0	2	3	5	0	2	0.2
2020-21	AUB	27-0	295/10.9	21-44	.477	1-4	.250	8-23	.348	35	34	69	2.6	49-0	5	16	25	9	51	1.9
2021-22	AUB	5-0	18/3.7	1-6	.167	0-3	.000	0-0	.000	0	5	5	1.0	2-0	1	2	3	0	2	0.4
TOTAL		45-0	343/7.6	23-54	.426	1-8	.125	8-23	.348	36	42	78	1.7	58-0	8	21	33	9	55	1.2

24



LIOR BERMAN

6-4 • 215

Junior • Guard
Birmingham, Ala.
Mountain Brook HS

2021-22 (Junior): Increased role off bench first half of season before missing seven games with an injury ... First action since early January came on Feb. 12 against Texas A&M ... Averaging 2.4 points and 9.5 minutes in 17 games ... Connected on 8-of-17 three pointers (.471), the best percentage from long range on the team ... Career-best 8 points on 3-of-6 shooting against Nebraska ... Hit multiple three pointers in three games.

2020-21 (Sophomore): Averaged 1.2 points in 2.7 minutes per game ... appeared in 11 games off the bench, including eight in SEC play ... shot 36.4 percent from beyond the arc ... first career points came on a 3-pointer vs. Troy (Dec. 19) ... scored a career-high six in 2-of-4 from shooting from downtown at South Carolina (Jan. 23) ... buried a 3 and completed a 4-point play at Alabama (March 2) ... named to the SEC Academic Honor Roll.

2019-20 (Freshman): Appeared in two games off the bench ... first career action came against CSUN (Nov. 15) ... also appeared vs. Colgate (Nov. 18) ... named to AD Honor Roll after maintaining a 3.5 or higher combined GPA for the previous spring and fall semesters.

HIGH SCHOOL AND PERSONAL: Played at Mountain Brook High School under head coach Bucky McMillan ... led team to No. 5 national ranking by USA Today and MaxPreps during senior season ... selected to the state finals all-tournament team, all-region team and all-area team ... won three state championships during sophomore, junior and senior campaigns ... team went 95-13 in three years as a starter ... also competed at the 2017 World Maccabiah Games where he won a gold medal with Team USA ... son of Elan and Jennifer Berman ... has two siblings: Josie and Lev ... grandfather, Floyd Berman, ran track and played lacrosse at Virginia ... uncle, Dan Berman, played baseball at Brandeis ... grandfather, Eddie Phillips, played football at East Mississippi ... enrolled in the College of Architecture, Design, and Construction.

2021-22 BERMAN'S GAME-BY-GAME													
Opp.	GS	Min.	FG-A	3FG-A	FT-A	O-D-T	PF	A	TO	BLK	STL	PTS	
Morehead State	7		1-3	0-2	0-0	0-0-0	0	0	0	0	0	0	2
ULM	3		0-0	0-0	0-0	0-0-0	0	0	0	0	0	0	0
at USF	9		1-2	0-0	0-0	3-0-3	0	1	0	0	0	0	2
vs. UConn		DNP											
vs. Loyola Chicago	8		1-1	0-0	0-0	0-1-1	2	0	0	0	0	0	2
vs. Syracuse	8		2-3	2-2	0-0	0-0-0	2	0	0	0	0	0	6
UCF	13		2-3	2-2	0-0	1-1-2	3	0	0	0	0	0	6
Yale	12		0-4	0-1	0-0	0-1-1	1	0	2	0	1	0	0
vs. Nebraska	19		3-6	2-3	0-0	0-0-0	1	1	0	0	1	8	
North Alabama	17		1-4	0-0	0-0	2-2-4	1	1	0	1	1	2	
at Saint Louis	16		2-2	1-1	0-1	1-0-1	4	0	0	0	0	5	
Murray State	13		1-2	1-1	0-0	0-0-0	2	1	0	0	1	3	
LSU	9		1-3	0-1	0-0	1-1-2	0	0	0	0	0	0	2
at South Carolina	11		1-3	0-1	0-0	0-0-0	1	1	0	0	0	0	2
Florida	6		0-1	0-1	0-0	0-0-0	0	0	1	0	1	0	
at Alabama	2		0-1	0-1	0-0	0-0-0	0	0	0	0	0	0	
at Ole Miss		DNP											
Georgia		DNP											
Kentucky		DNP											
at Missouri		DNP											
Oklahoma		DNP											
Alabama		DNP											
at Georgia		DNP											
at Arkansas		DNP											
Texas A&M	2		0-1	0-1	0-0	0-0-0	0	0	0	0	0	0	0
Vanderbilt		DNP											
at Florida		DNP											
Ole Miss	1		0-0	0-0	0-0	0-0-0	0	0	0	0	0	0	0
at Tennessee		DNP											
at Mississippi State													
South Carolina													

CAREER HIGHS	
Points	8 vs. Nebraska (12/11/21)
Rebounds	4 vs. North Alabama (12/14/21)
Field Goals	3 vs. Nebraska (12/11/21)
Field Goals Att.	6 vs. Nebraska (12/11/21)
3-Pt. Field Goals	2 (four times)
3-Pt. Field Goals Att.	4 at South Carolina (1/23/21)
Free Throws	1 at Alabama (3/2/21)
Free Throws Att.	1 (twice)
Assists	1 (five times)
Steals	1 (four times)
Blocks	1 vs. North Alabama (12/14/21)
Minutes	19 vs. Nebraska (12/11/21)

	BERMAN'S MISCELLANEOUS STATS		
	2020-21	2021-22	Career
Games with 10+ Pts	0	0	0
Games with 20+ Pts	0	0	0
Games 5+ 3s	0	0	0
Games with 5+ Reb	0	0	0
Games with 10+ Reb	0	0	0
Games with 5+ Ast	0	0	0
Games with 10+ Ast	0	0	0
Games with 5+ Blk	0	0	0
Games with 5+ Stl	0	0	0
Double-Doubles	0	0	0

SEASON	TEAM	GP-GS	MIN/AVG	FG-FGA	FG%	3FG-3FGA	3FG%	FT-FTA	FT%	OFF	DEF	TOT	AVG	PF-FO	A	TO	BLK	STL	PTS	AVG
2019-20	AUB	2-0	3/1.4	0-1	.000	0-0	.000	0-0	.000	0	0	0	0.0	0-0	0	0	0	0	0	0.0
2020-21	AUB	11-0	29/2.7	4-12	.333	4-11	.364	1-1	1.000	0	2	2	0.2	1-0	0	0	0	0	13	1.2
2021-22	AUB	17-0	162/9.5	16-39	.410	8-17	.471	0-1	.000	8	6	14	0.8	17-0	5	3	1	5	40	2.4
TOTAL		30-0	194/6.5	20-52	.385	12-28	.429	1-2	.500	8	8	16	0.5	18-0	5	3	1	5	53	1.8

35



DEVAN CAMBRIDGE

6-6 • 215

Junior • Guard

Nashville, Tenn.

Hillcrest Prep (Ariz.)

2021-22 (Junior): Started in 14 games, averaging 5.8 points and 3.6 rebounds on season ... 30 offensive rebounds in last 10 games ... Had best SEC game of season against Texas A&M, scoring 10 points with 4 rebounds, 2 assists and 1 steal in 18 minutes off the bench ... Nine offensive rebounds at Missouri (1/25) were most by AU player since Brandon Robinson tied a school record with 11 on Jan. 5, 2002 against Arkansas ... All nine offensive rebounds came in a 8:57 stretch of second half with first coming at 11:46 remaining in the game ... Averaged 11.0 points and 4.4 rebounds in five-game stretch in late November-early December ... Double-double performance of 10 points and 10 rebounds versus Yale ... Thunderous one-handed dunk after pass off backboard by Wendell Green Jr. in first have of Georgia game in Athens ... Last 5 games: 5.0 points and 3.0 rebounds (9-of-13 from 2-point)

2020-21 (Sophomore): Averaged 8.9 points, 3.6 rebounds, 0.9 steals, 0.7 assists and 0.6 blocks in 25.3 minutes per game ... appeared in all 27 games and earned 19 starts ... scored in double figures 14 times, including 11 of his last 16 games ... more than doubled his scoring output from a season ago, improving from 4.2 points per game as a freshman to 8.9 points per contest as a sophomore ... averaged 9.9 points, 3.7 rebounds and 1.1 steals per game during SEC play ... finished third on the team with 41 3-pointers made ... knocked down three or more 3s in a game six times with five coming against SEC foes ... in his first collegiate start, posted first career double-double with 13 points and a career-high 10 rebounds against Saint Joseph's (Nov. 26) ... blocked a career-high five shots in win over Georgia on (Jan. 13) ... with Jaylin Williams, became only set of teammates in Division I to block at least five shots in the same game this in 2020-21 ... posted season-high 16 points against Ole Miss (Feb. 6) ... SEC Academic Honor Roll.

2019-20 (Freshman): Averaged 4.2 points, 2.3 rebounds, 0.4 blocks and 0.4 steals in 13.2 minutes per game ... played in all 31 games off the bench ... led team in blocks and steals three times and scoring once ... played 10-plus minutes 17 times ... was team's second-best three-point shooter at 37 percent (27-of-73) ... scored career-high 26 points on 10-of-14 shooting vs. South Carolina (Jan. 22) ... 26 points were the most points scored by an Auburn freshman since Danjel Purifoy scored 27 points in back-to-back games in 2016 ... knocked down career-high seven 3-pointers en route to 21 points against LSU (Feb. 8) ... scored four or more points in 12 games and had at least eight points in four of his last eight games ... pulled down four or more rebounds in seven games with five heading into SEC play ... racked up a block or a steal 15 times ... named to AD Honor Roll after maintaining a 3.5 or higher combined GPA for the previous spring and fall semesters.

HIGH SCHOOL AND PERSONAL: Three-star prospect by Rivals and 247Sports ... tabbed as the No. 8 player in the state of Arizona by 247Sports ... averaged 13 points, 6.5 rebounds, 2.3 blocks and 1.7 steals in 22 games during senior season for

Hillcrest Prep in Phoenix, Ariz ... Shot 49 percent from the field, including 38 percent from three ... played on the Nike EYBL circuit with Athletes of Tomorrow, averaging 15.1 points, 5.1 rebounds, 1.3 assists and 1.3 blocks per game in 13 games ... son of Desmond Cambridge and Teon Cotton ... six siblings: Desmond Jr., Jalon, Jaloni, Jasiah, Jordyn and Kennedy ... father, Desmond Sr., was all-conference player at Alabama A&M where he set NCAA record for steals in a season (160) while also averaging 20.7 points per game ... brother, Desmond Jr., plays basketball at Nevada ... enrolled in the College of Education.

2021-22 CAMBRIDGE GAME-BY-GAME

Opp.	GS	Min.	FG-A	3FG-A	FT-A	O-D-T	PF	A	TO	BLK	STL	PTS
Morehead State	*	24	4-7	1-3	2-2	2-2-4	0	1	0	0	0	11
ULM	*	19	1-6	0-4	0-0	1-2-3	1	0	0	0	0	2
at USF	*	30	3-10	0-6	0-0	1-1-2	3	3	1	0	0	6
vs. UConn	*	22	2-4	1-2	1-2	1-1-2	2	0	2	0	2	6
vs. Loyola Chicago	*	26	3-4	1-2	0-0	0-2-2	4	1	1	1	2	7
vs. Syracuse	*	24	4-8	2-5	0-0	2-3-5	2	2	2	1	2	10
UCF	*	22	3-8	2-6	0-0	1-1-2	2	0	1	1	1	8
Yale	*	22	3-9	2-6	2-2	3-7-10	1	1	0	1	0	10
vs. Nebraska	*	22	6-8	2-3	0-0	0-0-0	1	2	0	0	0	14
North Alabama	*	25	4-5	2-2	3-4	1-4-5	2	0	1	0	1	13
at Saint Louis	*	20	0-2	0-1	0-0	1-1-2	3	1	2	0	1	0
Murray State	*	20	2-5	1-4	2-2	1-1-2	3	0	3	0	1	7
LSU												DNP
at South Carolina	*	25	1-4	1-2	1-3	1-4-5	1	0	0	0	1	4
Florida	*	16	2-4	0-0	0-0	1-1-2	0	0	1	0	0	4
at Alabama	*	14	2-3	0-1	0-0	1-4-5	2	0	1	1	0	4
at Ole Miss		12	0-3	0-3	1-2	1-0-1	1	0	0	0	0	1
Georgia		18	1-6	0-3	0-0	0-2-2	2	1	0	0	0	2
Kentucky		12	1-1	0-0	0-0	0-1-1	0	1	0	0	0	2
at Missouri		19	2-8	0-2	0-2	9-0-9	0	0	1	0	0	4
Oklahoma		18	2-3	0-1	3-3	4-1-5	2	2	0	1	0	7
Alabama		18	2-4	1-2	3-4	2-4-6	1	0	0	0	0	8
at Georgia		19	1-4	0-2	0-0	3-0-3	2	1	1	0	2	2
at Arkansas		27	2-8	1-5	0-1	5-4-9	3	0	1	1	0	5
Texas A&M		18	4-9	0-4	2-2	1-3-4	3	2	1	0	1	10
Vanderbilt		24	2-5	1-3	1-2	1-0-1	1	0	1	1	2	6
at Florida		19	1-1	0-0	0-0	3-3-6	2	0	1	0	0	2
Ole Miss		23	3-4	0-1	1-1	1-1-2	0	0	1	0	0	7
at Tennessee		12	0-3	0-1	0-0	1-1-2	1	0	1	0	1	0
at Mississippi State												
South Carolina												

CAMBRIDGE'S MISCELLANEOUS STATS

	2019-20	2020-21	2021-22	Career
Games with 10+ Pts	4	14	6	24
Games with 20+ Pts	2	0	0	2
Games 5+ 3s	2	1	0	3
Games with 5+ Reb	3	8	9	20
Games with 10+ Reb	0	1	1	2
Games with 5+ Ast	0	0	0	0
Games with 10+ Ast	0	0	0	0
Games with 5+ Blk	0	1	0	1
Games with 5+ Stl	0	0	0	0
Double-Doubles	0	1	1	2

CAREER HIGHS

Points	26 vs. South Carolina (1/22/20)
Rebounds	10 (twice)
Field Goals	10 vs. South Carolina (1/22/20)
Field Goals Att.	17 vs. Tennessee (2/27/21)
3-Pt. Field Goals	7 vs. LSU (2/8/20)
3-Pt. Field Goals Att.	11 vs. South Alabama (12/4/20)
Free Throws	4 (three times)
Free Throws Att.	8 vs. Saint Joseph's (11/26/20)
Assists	3 (twice)
Blocks	5 at Georgia (1/13/21)
Steals	3 (three times)
Minutes	38 vs. Ole Miss (2/6/21)

SEASON	TEAM	GP-GS	MIN/AVG	FG-FGA	FG%	3FG-3FGA	3FG%	FT-FTA	FT%	OFF	DEF	TOT	AVG	PF-FO	A	TO	BLK	STL	PTS	AVG
2019-20	AUB	31-0	408/13.2	49-115	.426	27-79	.342	5-18	.278	20	51	71	2.3	34-0	4	22	11	12	130	4.2
2020-21	AUB	27-19	683/25.3	86-229	.376	41-143	.287	28-48	.583	28	69	97	3.6	46-0	20	37	15	24	241	8.9
2021-22	AUB	28-14	573/20.5	61-145	.421	18-73	.247	22-32	.688	48	54	102	3.6	45-0	18	23	9	17	162	5.8
TOTAL		86-33	1664/19.3	196-489	.401	86-295	.292	55-98	.561	96	174	270	3.1	125-0	42	82	35	53	533	6.2

44

DYLAN CARDWELL

6-11 • 250
 Sophomore • Center
 Augusta, Ga.
 McEachern HS



2021-22 (Sophomore): Action in all 29 games, averaging 11.6 minutes off the bench ... Averaging 3.0 points, 3.0 rebounds and 1.4 blocks ... Second on team with 38 blocked shots and 46 offensive rebounds ... Last nine games shooting .720 (18-of-25) from the field ... Season-high seven rebounds against ULM and Florida ... Four points, four boards and three blocks in first meeting against Georgia (Jan. 19) ... Streak of 14 consecutive games with a blocked shot snapped at Missouri.

2020-21 (Freshman): Averaged 3.8 points, 3.6 rebounds, 0.6 blocks and 0.5 assists in 15.1 minutes per game ... played in all 27 games off the bench ... shot a team-best 70.5 percent from the floor ... shooting percentage was third-highest among SEC players who have attempted at least 50 shots ... was the only player in the country to shoot better than 70 percent from the floor and total at least 90 rebounds and 15 blocks in 2020-21 ... led the team with 49 offensive rebounds ... pulled down four-plus rebounds in 14 games, including a career-high eight boards against Kentucky (Jan. 16) ... recorded career-high three steals vs. Georgia (Jan. 13) ... scored career-high 10 points on 5-of-7 shooting against Ole Miss (Feb. 6) ... made first career 3-pointer on a fadeaway shot as the shot clock was expiring in the season finale vs. Mississippi State (March 6).

HIGH SCHOOL AND PERSONAL: Tabbed as a 4-star prospect by Rivals and a 3-star prospect by 247Sports and ESPN ... ranked 125th overall in the 2020 class by Rivals and 151st by 247Sports ... chosen as a top-15 player in the state of Georgia by 247Sports (13) and ESPN (14) ... listed as the No. 15 center by Rivals and the No. 25 center by 247Sports ... tabbed as the 56th-best player in his region by ESPN ... played two seasons at Oak Hill Academy (Va.) before transferring back to McEachern High School (Ga.) for senior season ... averaged 3.8 points and 3.8 rebounds, while shooting 68 percent from the floor as a junior ... on the AAU circuit, played for Athletes of Tomorrow ... averaged 6.7 points, 8.7 rebounds and 2.2 blocks per game on the Nike EYBL circuit ... at the 2019 Peach Jam, averaged 5.2 points, seven rebounds and 2.5 blocks per contest.

2021-22 CARDWELL GAME-BY-GAME

Opp.	GS	Min.	FG-A	3FG-A	FT-A	O-D-T	PF	A	TO	BLK	STL	PTS
Morehead State	12	1-1	0-0	0-0	1-1-2	1	0	0	1	2	2	2
ULM	15	1-3	0-0	0-0	4-3-7	2	1	0	2	2	2	2
at USF	9	0-0	0-0	0-0	2-0-2	0	0	1	1	0	0	0
vs. UConn	7	0-0	0-0	0-0	1-0-1	1	0	0	0	0	0	0
vs. Loyola Chicago	9	1-1	0-0	0-0	0-2-2	1	0	0	0	1	2	2
vs. Syracuse	17	3-3	0-0	0-0	3-3-6	3	0	0	1	0	6	6
UCF	7	0-0	0-0	0-0	1-1-2	4	1	0	1	1	0	0
Yale	16	5-6	0-0	0-0	4-2-6	1	2	1	3	0	10	10
vs. Nebraska	11	1-2	0-0	0-0	2-1-3	0	0	1	2	0	2	2
North Alabama	14	1-2	0-0	0-0	1-3-4	2	1	0	3	1	2	2
at Saint Louis	9	1-2	0-0	0-0	1-2-3	2	1	0	2	0	2	2
Murray State	12	2-3	0-0	0-0	2-2-4	2	1	0	1	0	4	4
LSU	12	0-1	0-0	0-2	1-0-1	1	0	1	2	0	0	0
at South Carolina	11	2-2	0-0	1-2	0-0-0	2	2	0	1	4	5	5
Florida	13	0-1	0-0	0-0	3-4-7	3	1	0	2	1	0	0
at Alabama	18	3-4	0-0	0-0	2-4-6	2	0	1	4	0	6	6
at Ole Miss	7	0-1	0-0	0-0	0-0-0	1	2	0	2	0	0	0
Georgia	13	2-2	0-0	0-0	3-1-4	4	0	2	3	1	4	4
Kentucky	9	0-1	0-0	0-0	1-0-1	0	0	1	1	0	0	0
at Missouri	7	1-2	0-0	0-0	1-0-1	3	0	1	0	0	2	2
Oklahoma	10	4-5	0-0	0-0	3-0-3	3	0	0	0	0	8	8
Alabama	11	2-2	0-0	0-0	1-2-3	2	0	0	1	0	4	4
at Georgia	8	2-2	0-0	0-0	2-1-3	1	0	0	2	0	4	4
at Arkansas	11	3-4	0-1	0-0	3-1-4	1	0	0	1	0	6	6
Texas A&M	13	3-4	0-0	3-5	1-2-3	3	0	0	0	1	9	9
Vanderbilt	13	2-2	0-0	0-0	0-3-3	3	1	0	1	0	4	4
at Florida	14	1-5	0-0	0-0	3-0-3	2	0	0	1	1	2	2
Ole Miss	12	1-1	0-0	0-0	1-1-2	3	2	0	0	0	2	2
at Tennessee	12	0-0	0-0	0-0	1-1-2	1	1	0	1	0	0	0
at Mississippi State												
South Carolina												

CAREER HIGHS

Points	10 vs. Ole Miss (2/6/21), vs. Yale (12/4/21)
Rebounds	8 vs. Kentucky (1/16/21)
Field Goals	5 vs. Ole Miss (2/6/21)
Field Goals Att.	7 (twice)
3-Pt. Field Goals	1 vs. Mississippi State (3/6/21)
3-Pt. Field Goals Att.	1 at Arkansas [OT] (2/8/22), vs. Mississippi St (3/6/21)
Free Throws	6 vs. Missouri (1/26/21)
Free Throws Att.	7 vs. Missouri (1/26/21)
Assists	3 vs. Saint Joseph's (11/26/20)
Blocks	4 at Alabama (1/11/22)
Steals	4 at South Carolina (1/4/22)
Minutes	29 vs. Ole Miss (2/6/21)

CARDWELL'S MISCELLANEOUS STATS

	2020-21	2021-22	Career
Games with 10+ Pts	1	1	2
Games with 20+ Pts	0	0	0
Games 5+ 3s	0	0	0
Games with 5+ Reb	8	5	13
Games with 10+ Reb	0	0	0
Games with 5+ Ast	0	0	0
Games with 10+ Ast	0	0	0
Games with 5+ Blk	0	0	0
Games with 5+ Stl	0	0	0
Double-Doubles	0	0	0

SEASON	TEAM	GP-GS	MIN/AVG	FG-FGA	FG%	3FG-3FGA	3FG%	FT-FTA	FT%	OFF	DEF	TOT	AVG	PF-FO	A	TO	BLK	STL	PTS	AVG
2020-21	AUB	27-0	409/15.1	43-61	.705	1-1	1.000	16-28	.571	49	49	98	3.6	57-1	13	41	17	12	103	3.8
2021-22	AUB	29-0	336/11.6	42-62	.677	0-1	.000	4-9	.444	48	40	88	3.0	54-0	16	9	39	15	88	3.0
TOTAL		56-0	745/13.3	85-123	.691	1-2	.500	20-37	.541	97	89	186	3.3	111-1	29	50	56	27	191	3.4

2021-22 SEASON STATISTICS



2021-22 Auburn Men's Basketball Combined Team Statistics All games

Game Records

Record	Overall	Home	Away	Neutral
ALL GAMES	25-4	15-0	7-3	3-1
CONFERENCE	13-3	8-0	5-3	0-0
NON-CONFERENCE	12-1	7-0	2-0	3-1

Score by Periods

Team	1st	2nd	OT	TOT
Auburn	1085	1173	36	2294
Opponents	887	1006	46	1939

Team Box Score

No.	Player	Total			3-Point		F-Throw		Rebounds				Other				PTS	AVG				
		GP-GS	MIN	AVG	FG-FGA	FG%	3FG-3FGA	3FG%	FT-FTA	FT%	OFF	DEF	TOT	AVG	PF	DQ			A	TO	BLK	STL
10	SMITH, Jabari	29-29	813:50	28.1	155-357	.434	65-155	.419	106-131	.809	21	177	198	6.8	56	1	52	53	29	34	481	16.6
0	JOHNSON, K.D.	29-26	789:08	27.2	116-290	.400	39-127	.307	92-131	.702	15	63	78	2.7	78	0	41	47	0	57	363	12.5
1	GREEN JR., Wendell	29-5	770:10	26.6	118-323	.365	50-162	.309	68-79	.861	16	97	113	3.9	53	0	144	66	0	45	354	12.2
13	KESSLER, Walker	29-29	740:25	25.5	144-226	.637	9-43	.209	46-74	.622	76	161	237	8.2	79	3	26	34	135	30	343	11.8
22	FLANIGAN, Allen	17-15	420:29	24.7	40-93	.430	7-33	.212	24-36	.667	8	49	57	3.4	35	0	25	36	2	13	111	6.5
35	CAMBRIDGE, Devan	28-14	572:48	20.5	61-145	.421	18-73	.247	22-32	.688	48	54	102	3.6	45	0	18	23	9	17	162	5.8
2	WILLIAMS, Jaylin	28-0	407:56	14.6	61-134	.455	9-41	.220	27-33	.818	30	49	79	2.8	48	0	26	26	16	8	158	5.6
12	JASPER, Zep	27-27	610:10	22.6	41-118	.347	21-58	.362	24-31	.774	9	23	32	1.2	53	0	57	20	1	18	127	4.7
44	CARDWELL, Dylan	29-0	335:48	11.6	42-62	.677	0-1	.000	4-9	.444	48	40	88	3.0	54	0	16	9	39	15	88	3.0
24	BERMAN, Lior	17-0	162:16	9.5	16-39	.410	8-17	.471	0-1	.000	8	6	14	0.8	17	0	5	3	1	5	40	2.4
5	MOORE, Chris	21-0	176:01	8.4	16-35	.457	0-5	.000	10-15	.667	17	15	32	1.5	19	0	6	13	4	7	42	2.0
14	COOK, Preston	16-0	24:18	1.5	5-7	.714	3-4	.750	1-2	.500	1	3	4	0.3	2	0	2	2	0	1	14	0.9
20	SOBERA, Carter	4-0	06:17	1.6	1-1	1.000	0-0	.000	1-3	.333	0	4	4	1.0	1	0	0	1	0	1	3	0.8
25	LEOPARD, Chandler	9-0	13:24	1.5	2-5	.400	2-5	.400	0-0	.000	0	1	1	0.1	0	0	0	0	0	0	6	0.7
23	AKINGBOLA, Babatunde	5-0	18:30	3.7	1-6	.167	0-3	.000	0-0	.000	0	5	5	1.0	2	0	1	2	3	0	2	0.4
21	CRESSMAN, Ty	2-0	02:20	1.2	0-0	.000	0-0	.000	0-0	.000	0	0	0	0.0	0	0	0	0	0	0	0	0.0
33	MAASDORP, Chase	9-0	12:13	1.4	0-0	.000	0-0	.000	0-1	.000	0	0	0	0.0	1	0	1	0	0	0	0	0.0
Team											67	52	119				15					
Total		29	5876		819-1841	.445	231-727	.318	425-578	.735	364	799	1163	40.1	543	4	420	350	239	251	2294	79.1
Opponents		29	5875		649-1699	.382	198-631	.314	443-603	.735	322	717	1039	35.8	506	13	313	429	110	214	1939	66.9

Team Statistics

	AUB	OPP
Scoring	2294	1939
Points per game	79.1	66.9
Scoring margin	+12.2	-
Field goals-att	819-1841	649-1699
Field goal pct	.445	.382
3 point fg-att	231-727	198-631
3-point FG pct	.318	.314
3-pt FG made per game	8.0	6.8
Free throws-att	425-578	443-603
Free throw pct	.735	.735
F-Throws made per game	14.7	15.3
Rebounds	1163	1039
Rebounds per game	40.1	35.8
Rebounding margin	+4.3	-
Assists	420	313
Assists per game	14.5	10.8
Turnovers	350	429
Turnovers per game	12.1	14.8
Turnover margin	+2.7	-
Assist/turnover ratio	1.2	0.7
Steals	251	214
Steals per game	8.7	7.4
Blocks	239	110
Blocks per game	8.2	3.8
Winning streak	0	-
Home win streak	15	-
Attendance	136815	116498
Home games-Avg/Game	15-9121	10-11650
Neutral site-Avg/Game	-	4-2918

Team Results

Date	Opponent		Score	Att.
11/09/2021	Morehead St.	W	77-54	9121
11/12/2021	La.-Monroe	W	93-65	9121
11/19/2021	at South Fla.	W	58-52	4040
11/24/2021	vs UConn	Lot2	109-115	1174
11/25/2021	vs Loyola Chicago	W	62-53	804
11/26/2021	vs Syracuse	W	89-68	1136
12/01/2021	UCF	W	85-68	9121
12/04/2021	Yale	W	86-64	9121
12/11/2021	vs Nebraska	W	99-68	8557
12/14/2021	North Ala.	W	70-44	9121
12/18/2021	at Saint Louis	W	74-70	8012
12/22/2021	Murray St.	W	71-58	9121
12/29/2021	LSU	W	70-55	9121
01/04/2022	at South Carolina	W	81-66	8528
01/08/2022	Florida	W	85-73	9121
01/11/2022	at Alabama	W	81-77	13474
01/15/2022	at Ole Miss	W	80-71	8657
01/19/2022	Georgia	W	83-60	9121
01/22/2022	Kentucky	W	80-71	9121
01/25/2022	at Missouri	W	55-54	10004
01/29/2022	Oklahoma	W	86-68	9121
02/01/2022	Alabama	W	100-81	9121
02/05/2022	at Georgia	W	74-72	10523
02/08/2022	at Arkansas	Lot	76-80	20327
02/12/2022	Texas A&M	W	75-58	9121
02/16/2022	Vanderbilt	W	94-80	9121
02/19/2022	at Florida	L	62-63	11255
02/23/2022	Ole Miss	W	77-64	9121
02/26/2022	at Tennessee	L	62-67	21678

2021-22 SEASON STATISTICS



2021-22 Auburn Men's Basketball Combined Team Statistics In Conference games

Game Records

Record	Overall	Home	Away	Neutral
ALL GAMES	13-3	8-0	5-3	0-0
CONFERENCE	13-3	8-0	5-3	0-0
NON-CONFERENCE	0-0	0-0	0-0	0-0

Score by Periods

Team	1st	2nd	OT	TOT
Auburn	593	632	10	1235
Opponents	479	599	14	1092

Team Box Score

No.	Player	Total			3-Point		F-Throw		Rebounds				Other									
		GP-GS	MIN	AVG	FG-FGA	FG%	3FG-3FGA	3FG%	FT-FTA	FT%	OFF	DEF	TOT	AVG	PF	DQ	A	TO	BLK	STL	PTS	AVG
10	SMITH, Jabari	16-16	460:33	28.8	84-198	.424	35-88	.398	61-78	.782	12	88	100	6.3	34	0	24	34	17	11	264	16.5
1	GREEN JR., Wendell	16-2	455:06	28.4	70-198	.354	26-94	.277	45-50	.900	9	55	64	4.0	32	0	84	39	0	27	211	13.2
13	KESSLER, Walker	16-16	439:43	27.5	86-126	.683	4-18	.222	32-49	.653	46	95	141	8.8	54	3	15	23	85	15	208	13.0
0	JOHNSON, K.D.	16-16	451:56	28.2	62-151	.411	19-64	.297	49-70	.700	10	41	51	3.2	43	0	24	26	0	32	192	12.0
22	FLANIGAN, Allen	15-14	383:34	25.6	38-83	.458	7-30	.233	22-32	.688	6	44	50	3.3	34	0	20	35	2	13	105	7.0
2	WILLIAMS, Jaylin	16-0	203:38	12.7	26-62	.419	4-18	.222	18-19	.947	17	27	44	2.8	24	0	13	14	8	2	74	4.6
35	CAMBRIDGE, Devan	15-2	277:22	18.5	24-66	.364	4-28	.143	9-17	.529	30	28	58	3.9	19	0	5	10	4	7	61	4.1
12	JASPER, Zep	14-14	279:52	20.0	16-45	.356	10-27	.370	9-12	.750	5	11	16	1.1	26	0	19	9	1	7	51	3.6
44	CARDWELL, Dylan	16-0	184:40	11.5	22-34	.647	0-1	.000	4-9	.444	23	20	43	2.7	32	0	9	6	22	8	48	3.0
20	SOBERA, Carter	1-0	01:00	1.0	1-1	1.000	0-0	.000	1-1	1.000	0	0	0	0.0	0	0	0	0	0	0	3	3.0
25	LEOPARD, Chandler	2-0	02:02	1.0	1-1	1.000	1-1	1.000	0-0	.000	0	0	0	0.0	0	0	0	0	0	0	3	1.5
5	MOORE, Chris	9-0	42:07	4.7	4-8	.500	0-0	.000	1-3	.333	7	4	11	1.2	6	0	2	5	2	1	9	1.0
24	BERMAN, Lior	6-0	32:31	5.4	2-9	.222	0-5	.000	0-0	.000	1	1	2	0.3	1	0	1	1	0	1	4	0.7
14	COOK, Preston	6-0	09:57	1.7	1-2	.500	0-0	.000	0-0	.000	0	1	1	0.2	1	0	1	2	0	0	2	0.3
33	MAASDORP, Chase	2-0	02:02	1.0	0-0	.000	0-0	.000	0-0	.000	0	0	0	0.0	0	0	0	0	0	0	0	0.0
Team											35	30	65					8				
Total		16	3226		437-984	.444	110-374	.294	251-340	.738	201	445	646	40.4	306	3	217	212	141	124	1235	77.2
Opponents		16	3225		360-952	.378	108-349	.309	264-347	.761	187	386	573	35.8	291	6	174	216	65	128	1092	68.3

Team Statistics

	AUB	OPP
Scoring	1235	1092
Points per game	77.2	68.3
Scoring margin	+8.9	-
Field goals-att	437-984	360-952
Field goal pct	.444	.378
3 point fg-att	110-374	108-349
3-point FG pct	.294	.309
3-pt FG made per game	6.9	6.8
Free throws-att	251-340	264-347
Free throw pct	.738	.761
F-Throws made per game	15.7	16.5
Rebounds	646	573
Rebounds per game	40.4	35.8
Rebounding margin	+4.6	-
Assists	217	174
Assists per game	13.6	10.9
Turnovers	212	216
Turnovers per game	13.3	13.5
Turnover margin	+0.3	-
Assist/turnover ratio	1.0	0.8
Steals	124	128
Steals per game	7.8	8.0
Blocks	141	65
Blocks per game	8.8	4.1
Winning streak	0	-
Home win streak	8	-
Attendance	72968	104446
Home games-Avg/Game	8-9121	8-13056
Neutral site-Avg/Game	-	0-0

Team Results

Date	Opponent		Score	Att.
12/29/2021	LSU	W	70-55	9121
01/04/2022	at South Carolina	W	81-66	8528
01/08/2022	Florida	W	85-73	9121
01/11/2022	at Alabama	W	81-77	13474
01/15/2022	at Ole Miss	W	80-71	8657
01/19/2022	Georgia	W	83-60	9121
01/22/2022	Kentucky	W	80-71	9121
01/25/2022	at Missouri	W	55-54	10004
02/01/2022	Alabama	W	100-81	9121
02/05/2022	at Georgia	W	74-72	10523
02/08/2022	at Arkansas	Lot	76-80	20327
02/12/2022	Texas A&M	W	75-58	9121
02/16/2022	Vanderbilt	W	94-80	9121
02/19/2022	at Florida	L	62-63	11255
02/23/2022	Ole Miss	W	77-64	9121
02/26/2022	at Tennessee	L	62-67	21678

2021-22 BOX SCORES

GAME 1 | #22/22 AUBURN 77, MOREHEAD STATE 54

GAME 2 | #22/22 AUBURN 93, ULM 65



Official Basketball Box Score - Final
Morehead St. at Auburn
 11/09/21 Auburn Arena, Auburn
 2021-22 Men's Basketball

Game Time: 7:00 PM
 Game Duration: 1:45
 Attendance: 9,121

Officials: Steven Anderson, Owen Shortt, Hunter Allen

Morehead St. - 54		Record: 0-1												
NO.	Name	Min	FG	3P	FT	Rebounds	Fouls	TP	AS	TO	ST	Blocks	+/-	
			M/A	M/A	M/A	OR DR TOT	PF					BS BA		
4	Johni Broome	29:37	5-15	0-0	2-2	3 5 8	2 2	2	0	1	1	0 3	-11	
5	Skyelar Potter	32:11	4-8	1-4	0-0	1 3 4	2 2	9	1	2	0	0 1	-11	
21	Tray Hollowell	30:49	3-9	1-5	0-0	0 4 4	0 1	7	1	4	1	0 0	-22	
24	Jake Wolfe	19:47	0-2	0-1	0-0	0 1 1	1 1	0	0	3	0	0 1	-24	
55	Talon Cooper	36:01	4-10	1-4	2-4	0 5 5	2 3	11	2	4	2	1 1	-22	
11	Jaylon Hall	00:46	0-0	0-0	0-0	0 0 0	0 0	0	0	1	0	0 0	-2	
2	Jaylen Sebrae	20:19	2-4	1-2	1-2	4 0 10	1 1	6	1	1	0	2 0	1	
0	Tyzaun Claude	08:27	0-2	0-0	0-0	0 0 0	1 1	0	0	0	0	0 1	-2	
3	Drew Thelwell	17:53	1-6	1-2	0-0	1 1 1	1 1	3	1	1	0	0 0	-12	
22	LJ Blyan	01:50	0-2	0-0	0-0	1 0 1	0 0	4	0	0	0	0 0	2	
1	Tucson Redding	01:10	1-1	0-0	0-0	0 0 0	0 0	2	0	0	0	0 0	0	
15	Braden May	01:10	0-0	0-0	0-0	0 0 0	0 0	0	0	0	0	0 0	0	
Team						2 3 5		0						
Totals		22:59	5-18	5-8	11	28	39	12	54	6	17	6	3	8

Shooting By Period	
1 st FG%	8-25 32.0%
3PT%	4-8 50.0%
FT%	4-6 66.7%
2 nd FG%	14-34 41.2%
3PT%	1-10 10.0%
FT%	1-2 50.0%
GM FG%	22-59 37.3%
3PT%	5-18 27.8%
FT%	5-8 62.5%

Dead Ball Rebounds: 3, 0



Official Basketball Box Score - Final
La-Monroe at Auburn
 11/10/21 Auburn Arena, Auburn
 2021-22 Men's Basketball

Game Time: 7:00 PM
 Game Duration: 2:01
 Attendance: 9,121

Officials: Bert Lenox, Jason Baker, Vladimir Voyard-Tadai

La-Monroe - 65		Record: 0-2												
NO.	Name	Min	FG	3P	FT	Rebounds	Fouls	TP	AS	TO	ST	Blocks	+/-	
			M/A	M/A	M/A	OR DR TOT	PF					BS BA		
13	Thomas Howell	23:40	4-4	0-0	1-1	1 3 4	4 1	9	0	2	1	0 0	-6	
24	Russell Harrison	21:26	1-5	1-3	2-2	1 2 3	5 1	5	0	2	0	0 1	-10	
0	Trey Boston	28:57	7-9	1-2	1-2	0 0 0	3 2	16	1	2	1	0 1	-23	
3	Elijah Gonzales	26:23	3-9	2-7	1-2	0 4 4	3 5	9	2	2	2	0 0	-14	
5	Reginald Gee	29:56	1-5	0-1	1-4	0 5 5	1 2	3	0	1	0	0 0	-26	
1	Andre Jones	18:07	2-5	0-0	4-6	0 1 1	2 4	8	1	2	1	0 0	-4	
2	Korem Ozier	16:33	1-5	1-3	1-2	0 1 1	2 2	4	3	1	0	0 1	-16	
4	Nika Metskhvarishvili	27:19	3-11	0-3	2-2	2 5 7	3 3	8	1	2	1	3 3	-27	
21	Luke Phillips	07:39	1-2	0-1	1-3	2 0 2	2 2	3	0	1	0	0 1	-14	
Team						1 2 3		0						
Totals		23:55	5-20	14-24	7	23	30	25	22	65	8	16	6	3

Shooting By Period	
1 st FG%	13-32 40.6%
3PT%	4-14 28.6%
FT%	9-13 69.2%
2 nd FG%	10-23 43.5%
3PT%	1-6 16.7%
FT%	5-11 45.5%
GM FG%	23-55 41.8%
3PT%	5-20 25.0%
FT%	14-24 58.3%

Dead Ball Rebounds: 6, 0

Auburn - 77		Record: 1-0												
NO.	Name	Min	FG	3P	FT	Rebounds	Fouls	TP	AS	TO	ST	Blocks	+/-	
			M/A	M/A	M/A	OR DR TOT	PF					BS BA		
10	Jabari Smith	21:24	3-6	2-3	0-0	0 7 7	1 2	8	4	0	3	1 0	21	
13	Walker Kessler	24:56	3-7	0-4	0-2	2 4 6	1 2	6	2	1	2	5 0	18	
1	Wendell Green Jr.	28:07	8-17	3-8	0-0	5 5 1	1 1	19	3	0	1	0 0	18	
12	Zep Jasper	18:03	0-5	0-1	1-2	2 0 2	3 1	1	0	2	2	0 0	10	
35	Devan Cambridge	23:57	4-7	1-3	2-2	2 4 0	1 1	11	1	0	0	0 0	23	
0	K.D. Johnson	25:26	5-14	2-7	0-0	1 3 4	1 0	12	0	0	2	0 1	19	
5	Chris Moore	14:53	2-2	0-0	0-0	1 1 2	0 4	1	0	0	0	0 0	0	
44	Dylan Cardwell	11:55	1-1	0-0	0-0	1 1 2	1 0	2	0	0	2	1 0	5	
2	Jaylin Williams	17:26	4-6	1-3	1-1	0 2 2	2 1	10	2	3	0	1 1	5	
24	Lior Berman	07:14	1-3	0-2	0-0	0 0 0	0 1	2	0	0	0	0 0	-1	
23	Babatunde Akingbola	01:59	0-0	0-0	0-0	0 0 0	0 0	0	0	0	0	0 0	-3	
14	Preston Cook	01:10	1-1	0-0	0-0	1 0 1	0 0	2	0	0	0	0 0	0	
21	Ty Cressman	01:10	0-0	0-0	0-0	0 0 0	0 0	0	0	0	0	0 0	0	
25	Chandler Leopard	01:10	0-0	0-0	0-0	0 0 0	0 0	0	0	0	0	0 0	0	
33	Chase Maasdorp	01:10	0-0	0-0	0-0	0 0 0	0 0	0	0	0	0	0 0	0	
Team						0 1 1		0						
Totals		32:69	9-31	4-7	9	26	35	12	9	77	13	6	12	8

Shooting By Period	
1 st FG%	17-34 50.0%
3PT%	7-16 43.8%
FT%	3-6 50.0%
2 nd FG%	15-35 42.9%
3PT%	2-15 13.3%
FT%	1-1 100%
GM FG%	32-69 46.4%
3PT%	9-31 29.0%
FT%	4-7 57.1%

Dead Ball Rebounds: 3, 0

MSU		AU	
Biggest lead	0 (1 st 20:00)	29 (1 st 6:08)	
Best Scoring Run	8 (1 st 2:10)	15 (1 st 6:08)	
Lead Changes	0		
Times Tied	0		
Time with Lead	00:00	38:46	

Points from Turnovers		MSU		AU	
1st	2nd	TOT	1st	2nd	TOT
6	19	24	30	54	

Period by Period Scoring		
1st	2nd	TOT
MSU	24	30
AU	44	33
	77	

Auburn - 93		Record: 2-0												
NO.	Name	Min	FG	3P	FT	Rebounds	Fouls	TP	AS	TO	ST	Blocks	+/-	
			M/A	M/A	M/A	OR DR TOT	PF					BS BA		
10	Jabari Smith	28:57	7-12	3-5	6-8	2 8 10	2 6	23	2	3	4	2 1	11	
13	Walker Kessler	17:45	1-3	0-1	0-0	0 4 4	4 1	2	0	2	0	3 1	5	
1	Wendell Green Jr.	27:12	4-10	1-4	6-8	0 7 7	2 4	15	3	0	0	0 0	14	
12	Zep Jasper	26:26	2-5	1-3	1-2	0 0 0	2 5	6	6	0	1	0 0	29	
35	Devan Cambridge	18:54	1-6	0-4	0-0	1 2 3	1 0	2	0	0	0	0 0	12	
0	K.D. Johnson	21:41	4-7	4-5	6-8	0 1 1	4 4	18	3	1	2	0 1	15	
5	Chris Moore	20:56	5-9	0-1	6-6	2 2 4	1 4	16	0	1	0	0 0	19	
2	Jaylin Williams	15:04	3-4	0-1	0-0	1 1 2	4 0	6	1	0	0	3 0	21	
44	Dylan Cardwell	14:54	1-3	0-0	0-0	1 3 2	2 1	2	1	0	2	2 0	13	
24	Lior Berman	03:31	0-0	0-0	0-0	0 0 0	0 0	0	0	0	0 0	0 0	-3	
14	Preston Cook	01:10	0-0	0-0	0-0	0 0 0	0 0	0	0	0	0	0 0	0	
21	Ty Cressman	01:10	0-0	0-0	0-0	0 0 0	0 0	0	0	0	0	0 0	0	
25	Chandler Leopard	01:10	1-1	1-1	0-0	0 1 1	0 0	3	0	0	0	0 0	1	
33	Chase Maasdorp	01:10	0-0	0-0	0-0	0 0 0	0 0	0	0	1	0	0 0	1	
Team						0 0 0		0						
Totals		29:60	10-25	25-32	10	29	39	22	25	93	17	10	9	10

Shooting By Period	
1 st FG%	9-25 36.0%
3PT%	4-12 33.3%
FT%	15-18 83.3%
2 nd FG%	20-35 57.1%
3PT%	6-13 46.2%
FT%	10-14 71.4%
GM FG%	29-60 48.3%
3PT%	10-25 40.0%
FT%	25-32 78.1%

Dead Ball Rebounds: 5, 0

ULM		AUB	
Biggest lead	8 (1 st 6:00)	28 (2 nd 0:40)	
Best Scoring Run	10 (1 st 6:00)	9 (1 st 14:30)	
Lead Changes	5		
Times Tied	3		
Time with Lead	12:44	25:27	

Points from Turnovers		ULM		AUB	
1st	2nd	TOT	1st	2nd	TOT
32	36	68	39	26	65

Period by Period Scoring		
1st	2nd	TOT
ULM	39	26
AUB	37	56
	93	

GAME 3 | #21/22 AUBURN 58, USF 52

GAME 4 | #22/21 UCONN 115, #19/22 AUBURN 109 (2OT)



Official Basketball Box Score - Final
Auburn at South Fla.
 11/19/21 Amale Arena, Tampa
 2021-22 Men's Basketball

Game Time: 7:00 PM
 Game Duration: 2:11
 Attendance: 4,040

Officials: Don Daly, Rob Rorke, Owen Shortt

Auburn - 58	
-------------	--

2021-22 BOX SCORES

GAME 5 | #19/22 AUBURN 62, LOYOLA CHICAGO 53

GAME 6 | #19/22 AUBURN 89, SYRACUSE 68



Official Basketball Box Score - Final
Auburn at Loyola Chicago
 11/25/21 Menis Resort, Paradise Island
 2021 Bad Boy Mowers Battle 4 Atlanta

Game Time: 2:30 PM
 Game Duration: 1:51
 Attendance: 804

Officials: Job Hartness, Tony Henderson, Owen Short

Auburn - 62		Record: 4-1										Shooting By Period							
NO.	Name	Min	FG	3P	FT	Rebounds	Fouls	TP	AS	TO	ST	Blocks	BS	BA	+/-	1st	2nd	3rd	4th
			M/A	M/A	M/A	OR	DR	PF	FF	FD						FG%	3PT%	FT%	GM FG%
10	Jabari Smith	F	29:08	7-9	0-1	0-1	0 4 4	1 3	14	0	1	0	1	0	13	41.1%	0%	0%	41.1%
13	Walker Kessler	F	25:14	5-12	1-3	2-5	5 5 10	2 4	13	0	0	2	5	0	6	42.9%	33.3%	83.3%	42.9%
0	K.D. Johnson	G	25:15	1-6	1-4	4-4	1 1 2	2 2	7	1	2	4	0	1	1	39.3%	25.0%	50.0%	39.3%
12	Zep Jasper	G	23:06	1-9	0-3	1-2	0 0 0	1 1	3	6	1	0	0	0	6	11.1%	0%	50.0%	11.1%
35	Devan Cambridge	G	26:22	3-4	1-2	0-0	2 2 4	1 1	7	1	1	2	1	0	11	75.0%	50.0%	0%	75.0%
44	Dylan Cardwell	G	09:48	1-1	0-0	0-0	0 2 2	1 1	2	0	0	1	0	0	3	0%	0%	0%	0%
1	Wendell Green Jr.	G	23:16	3-8	2-5	2-2	0 4 4	2 2	10	4	4	3	0	0	6	37.5%	40.0%	66.7%	37.5%
5	Chris Moore	G	13:38	1-3	0-0	0-0	3 1 4	1 1	2	0	1	0	0	1	2	33.3%	0%	0%	33.3%
2	Jaylin Williams	G	15:50	1-2	0-0	0-0	1 1 1	2 1	2	0	0	1	0	4	50.0%	0%	0%	50.0%	
24	Lior Berman	G	08:23	1-1	0-0	0-0	0 1 1	2 1	2	0	0	0	0	0	5	100%	0%	0%	100%
Team							4 2 6		0										
Totals			24-55	5-18	9-14	13-23	36 18	17	62	12	13	12	8	2	9	43.6%	33.3%	69.2%	43.6%

Loyola Chicago - 53		Record: 4-2										Shooting By Period							
NO.	Name	Min	FG	3P	FT	Rebounds	Fouls	TP	AS	TO	ST	Blocks	BS	BA	+/-	1st	2nd	3rd	4th
			M/A	M/A	M/A	OR	DR	PF	FF	FD						FG%	3PT%	FT%	GM FG%
30	Ather Uguak	F	20:29	0-2	0-1	1-2	1 2 3	1 3	1	1	4	0	0	0	-2	0%	0%	50.0%	0%
22	Jacob Hulston	C	17:36	3-7	0-0	0-0	1 1 1	1 3	6	2	0	2	0	3	-9	42.9%	0%	0%	42.9%
1	Lucas Williamson	G	31:03	3-7	1-4	0-2	0 4 4	2 4	7	3	5	1	0	1	-11	42.9%	25.0%	0%	42.9%
4	Braden Norris	G	31:25	3-9	3-7	1-2	0 2 2	2 3	5	10	1	3	0	1	-6	33.3%	80.0%	33.3%	33.3%
12	Marquise Kennedy	G	24:44	6-8	1-2	0-0	1 1 2	1 1	13	2	1	1	0	2	-6	75.0%	50.0%	0%	75.0%
23	Chris Knight	G	14:59	1-1	0-0	0-1	1 1 2	3 1	2	0	2	0	0	0	5	100%	0%	0%	100%
5	Keith Clemons	G	15:24	1-5	1-5	0-0	1 1 1	0 0	3	0	0	0	0	0	-8	20.0%	20.0%	0%	20.0%
13	Ryan Schwieger	G	24:03	2-5	0-2	0-0	2 2 2	3 0	4	1	1	0	1	0	9	40.0%	0%	0%	40.0%
24	Tate Hall	G	18:04	2-3	1-2	2-2	0 5 5	2 1	7	0	2	0	0	1	-7	66.7%	50.0%	100%	66.7%
10	Tom Welch	G	02:13	0-0	0-0	0-0	0 0 0	1 0	1	0	0	0	0	0	-1	0%	0%	0%	0%
Team							2 2 4		0										
Totals			21-47	7-23	4-9	5 21	26 17	18	53	11	18	4	2	8	-9	49.1%	30.4%	77.8%	49.1%

AUB		LOY		Points from Turnovers		AUB		LOY		Period by Period Scoring		
Biggest lead	10 (2 nd 4:25)	2 (2 nd 17:36)	Paint	26	26	AUB	34	28	62	1st	2nd	TOT
Best Scoring Run	7 (1 st 19:03)	7 (1 st 5:23)	Second Chance	4	6	LOY	32	21	53			
Lead Changes	10	5	Fast Breaks	11	0							
Times Tied	5	6	Bench	18	16							
Time with Lead	31:26	04:22										



Official Basketball Box Score - Final
Syracuse at Auburn
 11/25/21 Menis Resort, Paradise Island
 2021 Bad Boy Mowers Battle 4 Atlanta

Game Time: 4:30 PM
 Game Duration: 1:51
 Attendance: 1,136

Officials: Gary Maxwell, Raymie Slyons, Owen Short

Syracuse - 68		Record: 3-3										Shooting By Period							
NO.	Name	Min	FG	3P	FT	Rebounds	Fouls	TP	AS	TO	ST	Blocks	BS	BA	+/-	1st	2nd	3rd	4th
			M/A	M/A	M/A	OR	DR	PF	FF	FD						FG%	3PT%	FT%	GM FG%
0	Jimmy Boenheim	F	24:02	1-5	1-1	0-0	0 1 1	1 0	3	1	0	0	0	0	-23	20.0%	0%	0%	20.0%
21	Cole Swider	F	32:00	5-11	2-6	5-5	0 4 4	2 4	17	0	1	0	0	0	-11	45.5%	33.3%	100%	45.5%
14	Jesse Edwards	C	30:51	7-8	0-0	3-5	2 4 6	3 3	17	1	0	0	1	1	-11	87.5%	0%	0%	87.5%
11	Joseph Girard III	G	26:33	1-6	1-5	0-0	0 3 3	0 2	3	3	2	0	0	0	-21	16.7%	20.0%	0%	16.7%
35	Buddy Boenheim	G	32:11	3-12	2-6	9-9	1 2 3	1 6	17	1	2	3	2	0	-13	25.0%	33.3%	100%	25.0%
13	Benny Williams	G	21:20	1-3	0-0	0-0	0 0 0	0 0	2	1	2	3	0	1	-3	33.3%	0%	0%	33.3%
5	Frank Anselom	G	09:09	0-1	0-0	2-2	1 1 2	0 1	2	0	0	0	0	1	-10	0%	0%	100%	0%
10	Syrim Torrance	G	21:16	2-2	1-1	1-3	0 4 4	1 2	6	5	0	0	0	0	-8	100%	50.0%	66.7%	100%
2	John Bol Ajak	G	02:38	0-0	0-0	1-2	0 0 0	1 1	0	0	0	0	0	0	-5	0%	0%	50.0%	0%
Team							1 4 5		0		2								
Totals			20-48	7-19	21-26	5 23	28 10	19	68	13	15	5	1	5	-21	41.7%	31.6%	77.8%	41.7%

Auburn - 89		Record: 5-1										Shooting By Period							
NO.	Name	Min	FG	3P	FT	Rebounds	Fouls	TP	AS	TO	ST	Blocks	BS	BA	+/-	1st	2nd	3rd	4th
			M/A	M/A	M/A	OR	DR	PF	FF	FD						FG%	3PT%	FT%	GM FG%
10	Jabari Smith	F	29:37	8-17	4-8	2-2	0 6 6	1 1	22	4	1	0	1	1	-11	47.1%	50.0%	100%	47.1%
13	Walker Kessler	F	15:05	3-3	0-0	0-0	1 2 3	4 0	6	0	1	0	1	0	-14	100%	0%	0%	100%
0	K.D. Johnson	G	28:18	6-14	1-5	2-2	0 3 3	1 1	15	1	2	5	0	0	14	42.9%	20.0%	100%	42.9%
12	Zep Jasper	G	23:02	1-3	1-2	0-0	0 0 0	0 0	4	0	0	0	0	0	8	33.3%	50.0%	0%	33.3%
35	Devan Cambridge	G	23:43	4-8	2-5	0-0	2 3 5	2 3	10	2	2	2	1	0	12	50.0%	40.0%	0%	50.0%
1	Wendell Green Jr.	G	20:10	2-6	1-5	0-0	1 2 3	0 1	5	7	1	1	0	0	14	33.3%	20.0%	0%	33.3%
2	Jaylin Williams	G	16:49	3-7	0-1	3-5	4 7	1 2	9	2	0	1	1	0	18	42.9%	0%	66.7%	42.9%
5	Chris Moore	G	15:04	1-2	0-1	2-4	1 1 2	1 3	4	2	0	2	0	0	9	50.0%	0%	0%	50.0%
44	Dylan Cardwell	G	17:16	3-3	0-0	0-0	3 3 6	3 1	6	0	0	0	1	0	14	100%	0%	0%	100%
24	Lior Berman	G	08:30	2-3	2-2	0-0	0 0 0	0 0	2	0	0	0	0	0	6	66.7%	100%	0%	66.7%
14	Preston Cook	G	01:13	1-1	1-1	0-0	0 1 1	0 0	3	0	0	0	0	0	0	100%	0%	0%	100%
23	Chandler Leopard	G	01:13	0-0	0-0	0-0	0 0 0	0 0	0	0	0	0	0	0	0	0%	0%	0%	0%
Team							0 2 2		0		0								
Totals			34-67	12-30	9-13	11 27	38 20	10	89	23	7	11	5	1	21	50.7%	33.3%	84.6%	50.7%

SYR		AUB		Points from Turnovers		SYR		AUB		Period by Period Scoring		
Biggest lead	4 (1 st 16:06)	22 (2 nd 0:20)	Paint	8	20	SYR	33	35	68	1st	2nd	TOT
Best Scoring Run	8 (1 st 16:06)	11 (1 st 4:11)	Second Chance	6	9	LOY	43	46	89			
Lead Changes	2	8	Fast Breaks	6	11							
Times Tied	8	11	Bench	11	33							
Time with Lead	04:40	31:28										

GAME 7 | #21/20 AUBURN 85, UCF 68

GAME 8 | #21/20 AUBURN 86, YALE 64



Official Basketball Box Score - Final
UCF at Auburn
 12/01/21 Auburn Arena, Auburn
 2021-22 Men's Basketball

Game Time: 7:00 PM
 Game Duration: 2:04
 Attendance: 9,121

Officials: Terry Ogleby, Doug Shows, Josue Nieves

UCF - 68		Record: 4-2										Shooting By Period	
----------	--	-------------	--	--	--	--	--	--	--	--	--	--------------------	--

2021-22 BOX SCORES

GAME 9 | #18/21 AUBURN 99, NEBRASKA 68



Official Basketball Box Score - Final
Nebraska at Auburn
 12/11/21 State Farm Arena, Atlanta
 2021-22 Men's Basketball

Game Time: 11:30 AM
 Game Duration: 1:58

Nebraska - 68 Record: 5-6

NO.	Name	Min	FG	3P	FT	Rebounds	Fouls	TP	AS	TO	ST	Blocks	+/-
			M-A	M-A	M-A	OR DR TOT	PF FD					BS BA	
11	Lat Mayen	F 25:12	2-5	0-1	2-2	2 5 7	1 1	6	1	1	0	0	-24
13	Derrick Walker	F 30:06	4-4	0-0	2-2	5 5 10	3 2	10	4	0	2	0	-12
1	Alonzo Verge Jr.	G 26:38	4-11	0-1	2-2	0 5 5	2 3	10	4	7	1	2	-19
5	Bryce McGowens	G 29:41	4-12	0-4	6-7	0 2 2	4 4	14	1	2	0	1	-19
30	Keisel Tomimaga	G 24:03	1-5	1-4	0	0 2 2	0 1	3	1	0	3	0	-9
0	C.J. Wilcher	24:55	6-9	4-6	1-2	1 1 0	2 2	17	0	2	0	0	-22
10	Kobe Webster	15:30	1-3	1-3	2-2	0 1 1	0 2	5	1	3	0	0	-16
14	Trevor Lakes	09:05	1-3	1-3	0-0	0 1 1	1 0	3	0	0	0	0	-5
35	Eduardo Andre	11:48	0-2	0-0	0-0	0 1 1	1 0	0	0	4	0	0	-23
4	Jackson Cronin	01:31	0-0	0-0	0-0	0 0 0	0 0	0	0	0	0	0	-3
15	Chris McGraw	01:31	0-0	0-0	0-0	0 0 0	0 0	0	0	0	0	0	-3
Team						1 2 3		0		1			
Totals			23-54	7-22	15-17	9 24 33	14 15	68	12	20	6	5	3

Technical Fouls: NONE

Shooting By Period

1 st FG%	9-28	32.1%
3PT%	2-10	20.0%
FT%	8-9	88.9%
2 nd FG%	14-26	53.8%
3PT%	5-12	41.7%
FT%	7-8	87.5%
GM FG%	23-54	42.6%
3PT%	7-22	31.8%
FT%	15-17	88.2%

Dead Ball Rebounds: 0, 1

Auburn - 99 Record: 8-1

NO.	Name	Min	FG	3P	FT	Rebounds	Fouls	TP	AS	TO	ST	Blocks	+/-
			M-A	M-A	M-A	OR DR TOT	PF FD					BS BA	
10	Jabari Smith	F 22:38	7-13	3-6	4-4	0 5 5	1 2	21	4	1	2	0	4
13	Walker Kessler	F 21:11	2-5	0-1	1-2	2 5 7	3 3	5	2	1	5	1	20
0	K.D. Johnson	G 22:51	6-16	0-5	0-1	1 2 3	4 1	12	1	2	0	0	9
12	Zep Jasper	G 27:28	2-5	2-4	0-0	0 0 0	2 1	6	5	1	5	0	0
35	Devan Cambridge	G 21:49	6-9	2-3	0-0	0 0 0	1 1	14	2	0	0	0	4
1	Wendell Green Jr.	26:04	7-12	4-6	1-2	2 4 6	3 3	19	6	2	0	2	27
44	Dylan Cardwell	11:36	1-2	0-0	0-0	2 1 3	0 1	2	0	1	0	2	0
2	Jaylin Williams	18:16	4-7	1-2	1-2	2 2 4	0 2	10	3	0	1	0	19
24	Lior Berman	18:46	3-6	2-3	0-0	0 0 0	1 0	8	1	0	1	0	25
23	Babatunde Akingbola	04:48	1-2	0-1	0-0	0 2 2	0 0	2	1	0	0	0	3
14	Preston Cook	01:31	0-0	0-0	0-0	0 0 0	0 0	0	0	0	0	0	3
20	Carter Sobera	01:31	0-0	0-0	0-0	0 1 1	0 0	0	0	0	0	0	3
33	Chase Maasdorp	01:31	0-0	0-0	0-0	0 0 0	0 0	0	0	0	0	0	3
Team						3 2 5		0		0			
Totals			39-76	14-31	7-11	12 24 36	15 14	99	26	8	16	3	5

Technical Fouls: NONE

Shooting By Period

1 st FG%	17-43	39.5%
3PT%	7-17	41.2%
FT%	4-6	66.7%
2 nd FG%	22-33	66.7%
3PT%	7-14	50.0%
FT%	3-5	60%
GM FG%	39-76	51.3%
3PT%	14-31	45.2%
FT%	7-11	63.6%

Dead Ball Rebounds: 4, 0

	NEB	AUB
Biggest lead	1 (1 st 17:10)	32 (2 nd 6:51)
Best Scoring Run	7 (2 nd 14:37)	14 (2 nd 8:34)
Lead Changes	2	
Times Tied	0	
Time with Lead	00:47	38:50

Points from	NEB	AUB
Turnovers	10	30
Paint	26	48
Second Chance	10	17
Fast Breaks	4	27
Bench	25	41

Period by Period Scoring	1st	2nd	TOT
NEB	28	40	68
AUB	45	54	99

GAME 10 | #13/14 AUBURN 70, NORTH ALABAMA 44



Official Basketball Box Score - Final
North Ala. at Auburn
 12/14/21 Auburn Arena, Auburn
 2021-22 Men's Basketball

Game Time: 8:00 PM
 Game Duration: 1:50
 Attendance: 9,121

North Ala. - 44 Record: 6-4

NO.	Name	Min	FG	3P	FT	Rebounds	Fouls	TP	AS	TO	ST	Blocks	+/-
			M-A	M-A	M-A	OR DR TOT	PF FD					BS BA	
12	Isaac Chatman	F 19:00	1-3	0-0	0-0	0 5 5	5 0	2	1	2	0	0	-6
33	Damian Forrest	F 19:52	1-4	0-0	0-0	0 7 7	3 0	2	0	2	1	3	-17
1	Detalian Brown	G 28:03	2-8	2-7	0-1	1 0 1	2 3	6	1	1	1	0	-19
3	Jamar Blackmon	G 29:17	2-9	0-3	0-0	0 1 1	2 1	4	1	2	2	0	-19
11	C.J. Brim	G 25:23	3-8	1-2	2-2	1 4 5	3 0	9	1	3	1	0	-17
2	Daniel Ortiz	26:04	5-18	2-9	0-0	0 6 6	3 4	12	2	2	2	0	-13
35	Pape Momar Cisse	20:08	1-2	0-0	0-0	4 1 5	1 2	2	0	0	0	0	-13
34	Dallas Howell	18:15	3-5	1-3	0-0	0 4 4	0 1	7	0	2	0	3	-9
5	Omar Figueroa	11:13	0-4	0-1	0-0	0 1 1	1 1	0	1	0	0	0	-10
0	Will Soucie	02:45	0-0	0-0	0-0	0 0 0	0 0	0	0	0	0	0	-7
Team						4 2 6		0		4			
Totals			18-61	6-25	2-3	10 30 40	17 15	44	7	18	7	6	11

Technical Fouls: NONE

Shooting By Period

1 st FG%	10-32	31.3%
3PT%	5-15	33.3%
FT%	2-3	66.7%
2 nd FG%	8-29	27.6%
3PT%	4-11	36.4%
FT%	0-0	0%
GM FG%	18-61	29.5%
3PT%	6-25	24.0%
FT%	2-3	66.7%

Dead Ball Rebounds: 0, 2

Auburn - 70 Record: 9-1

NO.	Name	Min	FG	3P	FT	Rebounds	Fouls	TP	AS	TO	ST	Blocks	+/-
			M-A	M-A	M-A	OR DR TOT	PF FD					BS BA	
10	Jabari Smith	F 27:14	4-15	2-5	3-4	2 8 10	2 3	13	2	1	1	2	3
13	Walker Kessler	F 23:09	6-8	0-0	2-3	2 6 8	1 4	14	1	1	1	5	1
0	K.D. Johnson	G 20:00	2-9	0-4	0-1	0 4 4	4 2	4	1	3	0	0	1
12	Zep Jasper	G 25:55	2-6	2-4	2-2	0 2 2	1 1	8	1	0	0	0	13
35	Devan Cambridge	G 24:54	4-5	2-2	3-4	1 4 5	1 1	3	0	1	1	0	26
1	Wendell Green Jr.	26:55	4-13	3-6	1-2	1 2 3	1 2	6	1	2	0	0	23
44	Dylan Cardwell	13:50	1-2	0-0	0-0	1 3 4	2 2	2	0	1	3	0	10
24	Lior Berman	17:34	1-4	0-0	0-0	2 2 4	1 1	2	1	0	1	1	-1
5	Chris Moore	12:46	1-4	0-1	0-0	1 1 2	0 0	2	0	2	0	0	8
23	Babatunde Akingbola	03:01	0-2	0-0	0-0	0 1 1	1 0	0	0	1	0	0	-4
14	Preston Cook	02:21	0-0	0-0	0-0	0 0 0	0 0	0	0	0	0	0	-4
25	Chandler Leopard	02:21	0-1	0-1	0-0	0 0 0	0 0	0	0	0	0	0	-4
Team						6 1 7		0		0			
Totals			25-69	9-25	11-16	16 34 50	15 17	70	13	10	7	11	6

Technical Fouls: NONE

Shooting By Period

1 st FG%	13-33	39.4%
3PT%	5-14	35.7%
FT%	1-4	25%
2 nd FG%	12-36	33.3%
3PT%	4-11	36.4%
FT%	10-12	83.3%
GM FG%	25-69	36.2%
3PT%	9-25	35.0%
FT%	11-16	68.8%

Dead Ball Rebounds: 1, 0

	UNA	AUB
Biggest lead	0 (1 st 20:00)	30 (2 nd 4:35)
Best Scoring Run	10 (1 st 4:22)	14 (2 nd 8:25)
Lead Changes	0	
Times Tied	0	
Time with Lead	00:00	39:01

Points from	UNA	AUB
Turnovers	22	30
Paint	22	30
Second Chance	2	13
Fast Breaks	9	16
Bench	21	18

Period by Period Scoring	1st	2nd	TOT
UNA	27	17	44
AUB	32	38	70

GAME 11 | #13/14 AUBURN 74, SAINT LOUIS 70



Official Basketball Box Score - Final
Auburn at Saint Louis
 12/18/21 Chaletz Arena, St. Louis
 2021-22 Men's Basketball

Game Time: 8:00 PM
 Game Duration: 2:02
 Attendance: 8,012

Auburn - 74 Record: 10-1

NO.	Name	Min	FG	3P	FT	Rebounds	Fouls	TP	AS	TO	ST	Blocks	+/-
			M-A	M-A	M-A	OR DR TOT	PF FD					BS BA	
10	Jabari Smith	F 28:59	5-11	3-5	0-0	0 4 4	2 1	13	0	2	2	0	6
13	Walker Kessler	F 30:20	8-12	0-2	3-4	1 8 9	3 2	19	3	2	1	4	0
0	K.D. Johnson	G 28:49	3-10	1-4	4-8	0 0 0	1 1	11	3	5	2	0	9
12	Zep Jasper	G 19:57	2-4	1-3	0-0	1 0 1	2 2	5	1	0	0	0	-13
35	Devan Cambridge	G 20:17	0-2	0-1	0-0	1 1 2	3 0						

2021-22 BOX SCORES

GAME 17 | #9/9 AUBURN 80, OLE MISS 71



Official Basketball Box Score - Final
Auburn at Ole Miss
 01/15/22 The Sandy and John Black Pavilion at Ole Miss, Oxford, Miss.
 2021-22 Ole Miss Men's Basketball

Game Time: 7:30 PM
 Game Duration: 1:55
 Attendance: 8,857

Officials: Pat Adams, K.B. Burdett Jr., Patrick Evans

Auburn - 80													Record: 16-1 (5-0)				
NO. Name	Min	FG M-A	3P M-A	FT M-A	Rebounds OR DR TOT	Fouls PF FD	TP	AS	TO	ST	Blocks BS BA	+/-	Shooting By Period				
10 Jabari Smith	F 32:01	6-13	1-5	2-2	0 3 3	1 2	15	1	2	1	0	0	9	1 st FG% 16-30 53.3%			
13 Walker Kessler	F 32:32	9-11	0-1	2-2	5 5 10	3 2	20	1	0	4	7	0	9	3 rd FG% 9-12 25.0%			
0 K.D. Johnson	G 26:36	4-8	3-7	3-4	0 3 3	3 2	14	2	1	3	0	0	17	FT% 3-4 75%			
12 Zep Jasper	G 21:04	3-5	2-3	0-0	1 0 1	1 0	8	3	0	1	0	0	0	2 nd FG% 13-28 46.4%			
22 Allen Flanigan	G 30:39	3-7	0-1	0-0	0 1 1	2 0	6	1	1	0	0	0	7	3 rd FT% 5-13 38.5%			
1 Wendell Green Jr.	29:15	3-8	2-5	6-6	0 5 5	3 3	14	7	1	1	0	0	7	FT% 11-12 91.7%			
44 Dylan Cardwell	07:28	0-1	0-0	0-0	0 0 0	1 0	0	2	0	2	1	0	0	GM FG% 29-58 50.0%			
2 Jaylin Williams	07:59	1-2	0-0	0-0	0 1 1	0 0	2	1	1	0	0	0	0	3 rd FT% 8-25 32.0%			
35 Devan Cambridge	12:26	0-3	0-3	1-2	1 0 1	1 1	0	0	0	0	0	0	-4	FT% 14-16 87.5%			
Team					0 2 2		0				0			Dead Ball Rebounds: 1, 0			
Totals		29-58	8-25	14-16	7 20 27	15 10	80	18	6	10	9	1	9				

Technical Fouls: NONE

Ole Miss - 71													Record: 9-7 (1-3)				
NO. Name	Min	FG M-A	3P M-A	FT M-A	Rebounds OR DR TOT	Fouls PF FD	TP	AS	TO	ST	Blocks BS BA	+/-	Shooting By Period				
4 Jaemyn Brakefield	F 26:35	4-9	0-1	2-2	3 2 5	2 3	10	5	2	0	0	3	-5	1 st FG% 17-30 56.7%			
3 Nysier Brooks	C 35:18	6-9	0-0	2-2	4 4 8	3 3	14	1	4	0	1	1	-11	3 rd FT% 6-12 50.0%			
2 Daeshun Ruffin	G 37:35	2-8	1-5	2-2	0 2 2	1 1	7	3	2	0	0	2	-14	FT% 4-4 100%			
11 Matthew Murrell	G 38:02	3-10	3-8	4-4	1 7 8	0 3	13	2	1	0	0	1	-11	2 nd FG% 7-24 29.2%			
15 Luis Rodriguez	G 25:48	2-4	1-2	0-0	1 2 3	3 1	5	0	0	2	0	1	-5	3 rd FT% 2-10 20.0%			
14 Tye Fagan	24:36	6-11	2-3	3-3	1 1 2	1 3	17	3	4	1	0	1	-3	GM FG% 24-54 44.4%			
23 Sammy Hunter	07:03	0-1	0-1	2-2	0 0 0	0 1	2	0	0	0	0	0	1	3 rd FT% 8-22 36.4%			
1 Austin Crowley	05:03	1-2	1-2	0-0	0 0 0	0 0	3	0	0	0	0	0	3	FT% 15-15 100.0%			
Team					0 4 4		0				1			Dead Ball Rebounds: 0, 1			
Totals		24-54	8-22	15-15	10 22 32	10 15	71	14	14	3	1	9	-9				

Technical Fouls: NONE

AU		OM		Points from Turnovers		AU		OM		Period by Period Scoring		
Biggest lead	11 (2 nd 4:33)	14 (1 st 6:04)	11	10	1st	2nd	TOT	1st	2nd	TOT		
Best Scoring Run	11 (2 nd 11:19)	7 (2 nd 3:05)	30	30	AU	38	42	80	OM	44	27	71
Lead Changes	11 (2 nd 11:19)	7 (2 nd 3:05)	11	12								
Times Tied	2		10	4								
Time with Lead	14:29	23:17	17	22								

GAME 18 | #2/2 AUBURN 83, GEORGIA 60



Official Basketball Box Score - Final
Georgia at Auburn
 01/19/22 Auburn Arena, Auburn
 2021-22 Men's Basketball

Game Time: 8:00 PM
 Game Duration: 2:50
 Attendance: 5,121

Officials: Terry Wymer, Owen Shortt, A.J. Desai

Georgia - 60													Record: 5-13 (0-5)				
NO. Name	Min	FG M-A	3P M-A	FT M-A	Rebounds OR DR TOT	Fouls PF FD	TP	AS	TO	ST	Blocks BS BA	+/-	Shooting By Period				
23 Braelen Bridges	F 29:47	5-9	0-0	1-3	2 4 6	0 4	11	6	2	0	1	3	-11	1 st FG% 10-24 41.7%			
10 Aaron Cook	G 31:22	3-7	1-2	2-2	0 1 1	1 2	9	2	3	1	0	0	-24	3 rd FT% 2-7 28.6%			
0 K.D. Johnson	G 26:36	4-8	3-7	3-4	0 3 3	3 2	14	2	1	3	0	0	17	FT% 5-8 62.5%			
12 Zep Jasper	G 21:04	3-5	2-3	0-0	1 0 1	1 0	8	3	0	1	0	0	0	2 nd FG% 11-26 42.3%			
22 Allen Flanigan	G 30:39	3-7	0-1	0-0	0 1 1	2 0	6	1	1	0	0	0	7	3 rd FT% 3-6 50.0%			
1 Wendell Green Jr.	29:15	3-8	2-5	6-6	0 5 5	3 3	14	7	1	1	0	0	7	FT% 8-10 80%			
44 Dylan Cardwell	07:28	0-1	0-0	0-0	0 0 0	1 0	0	2	0	2	1	0	0	GM FG% 21-50 42.0%			
2 Jaylin Williams	07:59	1-2	0-0	0-0	0 1 1	0 0	2	1	1	0	0	0	0	3 rd FT% 5-13 38.5%			
35 Devan Cambridge	12:26	0-3	0-3	1-2	1 0 1	1 1	0	0	0	0	0	0	-4	FT% 13-18 72.2%			
Team					0 2 2		0				0			Dead Ball Rebounds: 1, 0			
Totals		21-50	5-13	13-18	8 23 31	12 18	60	11	18	4	2	10	-23				

Technical Fouls: NONE

Auburn - 83													Record: 17-1 (6-0)				
NO. Name	Min	FG M-A	3P M-A	FT M-A	Rebounds OR DR TOT	Fouls PF FD	TP	AS	TO	ST	Blocks BS BA	+/-	Shooting By Period				
10 Jabari Smith	F 23:16	5-10	2-6	0-0	1 6 7	1 2	12	1	2	1	0	0	8	1 st FG% 21-42 50.0%			
13 Walker Kessler	F 27:03	7-11	0-3	1-2	2 4 6	1 2	15	1	0	1	6	0	23	3 rd FT% 7-22 31.8%			
0 K.D. Johnson	G 23:10	4-10	3-8	1-2	0 2 2	3 2	12	1	0	2	0	0	16	FT% 3-3 100%			
12 Zep Jasper	G 24:12	1-6	1-5	0-0	0 3 3	1 0	3	0	0	1	0	0	13	2 nd FG% 12-30 40.0%			
22 Allen Flanigan	G 32:52	3-6	2-3	2-2	0 4 4	3 1	10	3	2	1	0	0	15	3 rd FT% 3-14 21.4%			
1 Wendell Green Jr.	25:44	5-12	1-5	1-1	0 3 3	2 2	11	2	4	0	0	21	FT% 4-6 66.7%				
44 Dylan Cardwell	12:57	2-2	0-0	0-0	3 1 4	4 0	4	0	2	1	3	0	0	GM FG% 33-72 45.8%			
2 Jaylin Williams	16:44	5-9	1-3	2-2	3 2 5	1 1	13	0	0	1	0	0	15	3 rd FT% 10-36 27.8%			
35 Devan Cambridge	17:58	1-6	0-3	0-0	0 2 2	2 2	2	1	0	0	0	2	8	FT% 7-9 77.8%			
5 Chris Moore	04:18	0-0	0-0	0-0	0 0 0	0 0	0	0	0	0	0	0	-3	Dead Ball Rebounds: 2, 0			
14 Preston Cook	00:46	0-0	0-0	0-0	0 0 0	0 0	0	0	0	0	0	0	-1				
Team					5 0 5		0				0						
Totals		33-72	10-36	7-9	16 25 41	18 12	83	20	8	11	10	2	23				

Technical Fouls: NONE

AUB		UGA		Points from Turnovers		AUB		UGA		Period by Period Scoring		
Biggest lead	2 (1 st 19:21)	27 (2 nd 17:34)	11	18	1st	2nd	TOT	1st	2nd	TOT		
Best Scoring Run	8 (2 nd 12:14)	9 (1 st 2:58)	28	38	AUB	27	33	60	UGA	27	31	58
Lead Changes	3		11	12								
Times Tied	1		7	11								
Time with Lead	01:43	36:32	9	31								

GAME 19 | #2/2 AUBURN 80, #12/12 KENTUCKY 71



Official Basketball Box Score - Final
Kentucky at Auburn
 01/22/22 Auburn Arena, Auburn
 2021-22 Men's Basketball

Game Time: 12:00 PM
 Game Duration: 2:10
 Attendance: 9,121

Officials: Joe Lindsay, Don Daly, Otlands Poole

Kentucky - 71													Record: 15-4 (5-2)				
NO. Name	Min	FG M-A	3P M-A	FT M-A	Rebounds OR DR TOT	Fouls PF FD	TP	AS	TO	ST	Blocks BS BA	+/-	Shooting By Period				
12 Keion Brooks Jr.	F 23:05	3-8	0-1	0-0	3 1 4	4 2	6	0	2	1	1	2	-9	1 st FG% 14-29 48.3%			
34 Oscar Tshiebewe	F 38:02	7-12	0-0	2-2	4 10 14	1 1	16	1	1	2	4	1	-3	3 rd FT% 1-7 14.3%			
2 Sahvir Wheeler	G 35:44	7-12	1-1	2-2	0 0 0	3 3	17	4	1	0	0	0	-4	FT% 4-4 100%			
3 TyTy Washington Jr.	G 09:00	2-4	0-1	0-0	0 0 0	0 0	4	1	0	1	0	1	8	2 nd FG% 15-29 51.7%			
31 Kellan Grady	G 40:00	5-9	4-7	3-4	0 2 2	2 3	17	1	0	2	0	0	-1	3 rd FT% 4-5 80.0%			
0 Jacob Toppin	18:06	3-5	0-0	1-1	0 1 1	5 1	6	1	0	2	0	0	-9	GM FG% 29-58 50.0%			
55 Lance Ware	01:58	0-0	0-0	0-0	0 0 0	0 0	0	1	0	1	0	0	-6	3 rd FT% 5-12 41.7%			
10 Davion Mintz	31:15	2-7	0-2	1-1	0 1 1	2 2	5	4	1	0	0	0	-15	FT% 8-10 80.0%			
23 Bryce Hopkins	00:42	0-1	0-0	0-0	0 0 0	1 0	0	0	0	0	0	1	-2	Dead Ball Rebounds: 0, 0			
11 Dontale Allen	02:08	0-0	0-0	0-0	0 0 0	2 0	0	0	0	0	0	0	-4				
Team					2 2 4		0				3						
Totals		29-58	5-12	8-10	10 16 26	20 12	71	12	9	8	6	5	-9				

Technical Fouls: NONE

Auburn - 80													Record: 18-1 (7-0)				
NO. Name	Min	FG M-A	3P M-A	FT M-A	Rebounds OR DR TOT	Fouls PF FD	TP	AS	TO	ST	Blocks BS BA	+/-	Shooting By Period				
10 Jabari Smith	F 29:33	5-10	1-4	3-3	0 7 7	2 2	14	2	2	1	2	2	4	1 st FG% 12-22 54.5%			
13 Walker Kessler	F 30:59	8-10	0-0	3-4	2 5 7	3 2	19	2	1	0	2	0	15	3 rd FT% 2-6 33.3%			
0 K.D. Johnson	G 33:05																

2021-22 BOX SCORES

GAME 21 | #1/2 AUBURN 86, OKLAHOMA 68



Official Basketball Box Score - Final
Oklahoma at Auburn
 01/29/22 Auburn Arena, Auburn
 2021-22 Men's Basketball

Game Time: 1:00 PM
 Game Duration: 2:08
 Attendance: 9,121

Record: 13-8

NO. Name	Min	FG			3P			FT			Rebounds		Fouls		TP	AS	TO	ST	Blocks		+/-	
		M/A	M/A	M/A	M/A	M/A	M/A	OR	DR	TOT	PF	FF	BS	BA								
1 Jalen Hill	26:41	0-2	0-1	3-4	2-2	4-4	3-3	3-2	3-0	1-0	0-4											
35 Tanner Groves	F 26:41	3-8	2-5	5-6	1-1	2-2	2-3	13-0	1-0	2-1	-6											
0 Jordan Goldwire	G 32:26	6-10	1-2	6-8	1-2	3-3	5-5	19-4	1-3	0-2	-17											
2 Umoja Gibson	G 31:38	5-11	2-8	2-3	1-2	3-2	2-1	14-2	1-1	0-0	-13											
34 Jacob Groves	G 25:16	2-7	2-6	0-0	1-4	5-4	2-16	6-0	1-0	0-0	-19											
5 Marvin Johnson	02:16	0-2	0-0	0-0	0-1	1-0	0-0	0-0	0-0	0-1	2											
11 Akol Mawain	02:05	0-0	0-0	0-0	0-0	0-0	1-0	0-0	0-0	0-0	0											
14 Bijan Cortes	16:31	1-3	0-0	0-0	1-2	3-0	0-0	2-0	3-1	0-0	-3											
55 Elijah Harkless	16:13	0-0	0-0	1-2	0-2	2-4	1-1	0-2	0-0	0-0	-4											
15 Ethan Chargois	15:54	3-7	1-3	1-2	0-1	1-0	2-8	2-2	2-1	0-1	-12											
22 C.J. Noland	07:41	1-2	0-1	0-0	0-0	0-0	3-0	2-0	0-0	0-0	-14											
3 Alston Mason	01:18	0-2	0-1	0-0	0-0	0-0	0-0	0-0	0-0	0-0	0											
Team					2	3	5															
Totals		21-54	8-27	18-25	9-20	29-21	18-68	10-14	7-3	6-18												

Shooting By Period

1st FG%	7-22	31.8%
3PT%	3-10	30.0%
FT%	10-12	83.3%
2nd FG%	14-32	43.8%
3PT%	5-17	29.4%
FT%	8-13	61.5%
GM FG%	21-54	38.9%
3PT%	8-27	29.6%
FT%	18-25	72.0%

Dead Ball Rebounds: 4, 1

Record: 20-1

NO. Name	Min	FG			3P			FT			Rebounds		Fouls		TP	AS	TO	ST	Blocks		+/-	
		M/A	M/A	M/A	M/A	M/A	M/A	OR	DR	TOT	PF	FF	BS	BA								
10 Jabari Smith	F 31:41	6-14	2-5	9-10	1-11	12-1	1-5	23-0	0-1	2-1	0-25											
13 Walker Kessler	F 30:24	9-11	2-4	1-1	4-5	9-9	1-2	21-0	0-0	1-4	0-24											
0 K.D. Johnson	G 29:47	3-9	2-5	5-6	0-0	0-2	3-13	2-2	1-0	1-21												
12 Zep Jasper	G 27:54	3-6	0-2	3-3	0-3	3-2	6-9	1-3	2-0	0-17												
22 Allen Flanigan	G 24:46	1-4	0-1	1-2	0-3	3-1	1-3	4-1	0-0	0-0	-7											
1 Wendell Green Jr.	17:00	1-8	0-4	0-1	0-2	2-3	1-1	3-2	3-0	1-7												
35 Devan Cambridge	18:23	2-3	0-1	3-3	4-1	5-2	3-7	2-0	0-0	1-0	-3											
44 Dylan Cardwell	09:36	4-5	0-0	0-0	3-0	3-3	1-8	0-0	0-0	0-0	-6											
2 Jaylin Williams	07:01	0-3	0-1	0-0	0-1	1-4	0-0	0-0	0-0	0-1	-7											
5 Chris Moore	01:18	0-0	0-0	0-0	0-0	0-0	0-0	0-0	1-0	0-0	0											
14 Preston Cook	01:18	0-0	0-0	0-0	0-1	1-0	0-0	0-0	0-0	0-0	0											
33 Chase Maasdorp	00:52	0-0	0-0	0-0	0-0	0-0	0-0	0-0	0-0	0-0	0											
Team					2	0	2															
Totals		29-63	6-23	22-26	14-27	41-19	21-86	12-10	9-6	3-18												

Shooting By Period

1st FG%	13-31	41.9%
3PT%	4-13	30.8%
FT%	9-11	81.8%
2nd FG%	16-32	50.0%
3PT%	2-10	20.0%
FT%	13-15	86.7%
GM FG%	29-63	46.0%
3PT%	6-23	26.1%
FT%	22-26	84.6%

Dead Ball Rebounds: 3, 0

Technical Fouls: NONE

Biggest lead	OKL		AUB		Points from Turnovers	ALA	AUB	Period by Period Scoring			
	0 (1st 20:00)	20 (2nd 0:21)	9	16				1st	2nd	TOT	
Best Scoring Run	5 (1st 5:12)	8 (2nd 0:21)	24	38	OKL	27	41	68			
Lead Changes	0	0	4	10	AUB	39	47	86			
Times Tied	0	0	14	13							
Time with Lead	00:00	39:32	13	17							

GAME 23 | #1/1 AUBURN 74, GEORGIA 72



Official Basketball Box Score - Final
Auburn at Georgia
 02/05/22 Stegeman Coliseum, Athens
 2021-22 Men's Basketball

Game Time: 1:01 PM
 Game Duration: 1:58
 Attendance: 10,533

Record: 22-1 (10-0)

NO. Name	Min	FG			3P			FT			Rebounds		Fouls		TP	AS	TO	ST	Blocks		+/-	
		M/A	M/A	M/A	M/A	M/A	M/A	OR	DR	TOT	PF	FF	BS	BA								
10 Jabari Smith	F 31:19	2-7	1-3	2-2	1-5	6-6	2-2	7-1	3-1	1-0	-1											
13 Walker Kessler	F 28:52	5-7	0-1	0-0	4-5	9-9	4-11	10-0	9-1	1-2	4-0											
0 K.D. Johnson	G 33:21	8-22	1-7	3-5	0-4	4-3	3-20	0-2	2-0	1-3												
1 Wendell Green Jr.	G 36:19	5-17	3-9	6-7	0-5	5-1	4-19	3-3	1-0	2-0	0											
22 Allen Flanigan	G 25:02	3-6	1-3	1-2	0-4	4-3	1-8	2-3	0-1	0-6												
44 Dylan Cardwell	08:22	2-2	0-0	0-0	2-3	1-0	4-0	0-0	0-0	2-0	4											
14 Preston Cook	03:41	0-0	0-0	0-0	0-0	0-0	0-0	0-0	0-0	0-0	0											
35 Devan Cambridge	18:42	1-4	0-2	0-0	3-0	3-2	2-0	2-1	1-2	0-0	-9											
2 Jaylin Williams	11:27	1-3	0-1	2-2	3-2	5-3	2-4	2-1	0-1	0-2												
5 Chris Moore	02:55	0-0	0-0	0-0	0-0	0-0	1-0	0-0	0-0	0-0	4											
Team					5	2	7															
Totals		27-68	6-26	14-18	18-28	46-20	13-74	10-14	8-9	3-2												

Shooting By Period

1st FG%	16-34	47.1%
3PT%	5-16	31.3%
FT%	5-8	62.5%
2nd FG%	11-34	32.4%
3PT%	1-10	10.0%
FT%	9-10	90%
GM FG%	27-68	39.7%
3PT%	6-26	23.1%
FT%	14-18	77.8%

Dead Ball Rebounds: 3, 0

Record: 6-17 (1-9)

NO. Name	Min	FG			3P			FT			Rebounds		Fouls		TP	AS	TO	ST	Blocks		+/-	
		M/A	M/A	M/A	M/A	M/A	M/A	OR	DR	TOT	PF	FF	BS	BA								
23 Braelen Bridges	F 27:50	4-10	0-0	6-6	2-5	7-3	5-14	1-4	0-0	0-6												
10 Aaron Cook	G 32:56	4-14	0-2	2-6	0-4	4-3	4-10	9-1	1-0	2-6												
20 Noah Baumann	G 35:07	2-8	2-6	2-3	1-3	4-1	1-8	1-2	1-1	0-4	0											
3 Kario Oquendo	36:00	9-18	1-4	6-8	2-3	3-5	2-25	2-1	4-0	1-5												
11 Jaxon Etter	32:57	5-6	1-1	2-4	1-3	4-4	13-2	0-2	2-1	5												
1 Jabri Abdur-Rahim	17:40	0-1	0-0	2-2	2-1	3-0	2-2	1-0	0-1	0-5												
15 Dalen Ridginal	02:34	0-1	0-0	0-0	0-0	0-0	0-0	0-0	0-0	0-0	-6											
4 Tyrone McMillan	06:45	0-1	0-0	0-0	0-0	0-0	0-0	0-0	0-0	0-1	-2											
5 Christian Wright	08:11	0-0	0-0	0-0	0-2	2-0	0-0	0-0	2-2	0-0	-7											
Team					3	3	6															
Totals		24-59	4-14	20-29	11-24	35-13	20-72	16-10	10-3	9-2												

Shooting By Period

1st FG%	6-28	21.4%
---------	------	-------

2021-22 BOX SCORES

GAME 25 | #1/2 AUBURN 75, TEXAS A&M 58

GAME 26 | #2/2 AUBURN 94, VANDERBILT 80

Official Basketball Box Score - Final
Texas A&M at Auburn
 02/19/22 Auburn Arena, Auburn
 2021-22 Men's Basketball
 Game Time: 11:00 AM
 Game Duration: 2:10
 Attendance: 9,121
 Officials: Terry Oglesby, Owen Shortt, Jason Baker

Texas A&M - 58 Record: 15-10 (4-8)

NO.	Name	Min	FG	3P	FT	Rebounds	Fouls	TP	AS	TO	ST	Blocks	+/-				
			M-A	M-A	M-A	OR DR TOT	PF					BS BA					
15	Henry Coleman III	F 30:46	3-10	0-0	4-4	7	6	13	1	4	10	0	1	1	0	4	-16
0	Aaron Cash	G 11:51	0-2	0-0	0-0	0	2	2	2	1	0	0	0	0	0	2	-11
1	Marcus Williams	G 18:44	0-6	0-2	0-0	1	1	2	0	0	2	2	0	0	0	2	-19
3	Quenton Jackson	G 27:33	3-8	1-3	4-5	0	4	4	3	4	11	1	3	0	0	1	-15
23	Tyrece Radford	G 32:17	3-11	0-4	4-4	2	2	2	2	2	3	10	0	1	0	1	-11
4	Wade Taylor IV	F 17:03	3-13	1-6	3-4	0	2	2	2	2	10	3	2	4	0	2	4
20	Andre Gordon	11:27	1-6	0-2	0-0	0	0	0	0	0	0	2	1	0	0	0	0
31	Javonte Brown	16:06	1-1	0-0	0-0	2	2	4	3	1	2	1	0	1	0	0	-4
35	Manny Obaseki	10:55	2-4	0-1	2-4	1	1	2	4	2	6	0	1	0	1	0	-1
10	Ethan Henderson	07:03	1-1	0-0	0-0	0	0	0	0	0	0	0	0	0	0	0	0
2	Hayden Hefner	03:35	0-0	0-0	0-0	0	0	0	0	0	0	0	0	0	0	0	-6
5	Hassan Diarra	12:40	2-8	1-4	0-0	0	0	2	2	2	5	1	1	0	0	0	-6
Team						5	5	10	0	0	0	1					
Totals		19-70	3-22	17-21	18	27	45	21	19	58	9	12	6	5	14	-17	

Shooting By Period
 1st FG% 7-39 17.9%
 3PT% 0-10 0.0%
 FT% 4-6 66.7%
 2nd FG% 12-31 38.7%
 3PT% 3-12 25.0%
 FT% 13-15 86.7%
 GM FG% 19-70 27.1%
 3PT% 3-22 13.6%
 FT% 17-21 81.0%

Dead Ball Rebounds: 2, 2

Technical Fouls: NONE

Official Basketball Box Score - Final
Vanderbilt at Auburn
 02/16/22 Auburn Arena, Auburn
 2021-22 Men's Basketball
 Game Time: 8:00 PM
 Game Duration: 2:03
 Attendance: 9,121
 Officials: Pat Adams, Chuck Jones, K.B. Burdett, Jr.

Vanderbilt - 80 Record: 13-12 (5-8)

NO.	Name	Min	FG	3P	FT	Rebounds	Fouls	TP	AS	TO	ST	Blocks	+/-				
			M-A	M-A	M-A	OR DR TOT	PF					BS BA					
10	Myles Stute	F 26:25	2-4	2-4	0-0	0	1	1	3	0	6	0	2	0	0	0	-19
42	Quentin Millora-Brown	F 25:03	3-4	0-0	1-2	2	2	4	4	2	7	0	2	0	0	1	3
21	Liam Robbins	C 23:41	3-7	1-3	1-3	0	3	3	2	4	8	0	0	0	1	1	-9
2	Scotty Pippen Jr.	G 36:09	7-18	1-6	14-16	1	4	5	3	11	29	6	3	5	0	3	-12
4	Jordan Wright	G 25:51	6-12	0-2	3-5	2	4	6	4	4	15	1	3	2	1	2	1
5	Shane Dezonie	08:39	1-3	0-0	0-0	0	2	2	0	0	2	0	1	1	0	1	-11
12	Trey Thomas	18:35	1-2	1-2	0-0	0	0	0	0	1	0	3	0	1	0	0	-14
23	Jamaine Mann	12:29	2-4	0-1	6-6	1	1	2	3	4	10	0	2	3	1	1	-4
33	Drew Weikert	13:09	0-1	0-1	0-0	0	0	0	1	1	0	0	0	2	0	0	-4
15	Terren Frank	09:59	0-1	0-0	0-0	0	1	1	2	0	0	0	2	0	0	0	-1
Team						2	0	2	0	0	0	1					
Totals		25-56	5-19	25-32	8	18	26	23	26	80	7	16	14	3	9	-14	

Shooting By Period
 1st FG% 12-23 52.2%
 3PT% 4-7 57.1%
 FT% 10-12 83.3%
 2nd FG% 13-33 39.4%
 3PT% 1-12 8.3%
 FT% 15-20 75%
 GM FG% 25-56 44.6%
 3PT% 5-19 26.3%
 FT% 25-32 78.1%

Dead Ball Rebounds: 2, 0

Technical Fouls: NONE

Auburn - 75 Record: 23-2 (11-1)

NO.	Name	Min	FG	3P	FT	Rebounds	Fouls	TP	AS	TO	ST	Blocks	+/-				
			M-A	M-A	M-A	OR DR TOT	PF					BS BA					
10	Jabari Smith	F 23:46	3-10	1-4	2-4	1	7	8	1	2	9	2	4	2	1	0	17
13	Walker Kessler	F 24:24	5-7	0-0	2-4	4	1	7	11	4	4	12	1	0	12	0	10
0	K.D. Johnson	G 27:07	4-11	0-5	3-4	2	4	2	4	2	11	3	1	2	0	1	22
12	Zep Jasper	G 23:46	0-4	0-1	1-2	1	1	2	1	2	1	0	0	0	1	3	
22	Allen Flanigan	G 25:28	5-11	1-6	5-6	1	3	4	0	3	16	2	0	0	0	2	15
1	Wendell Green Jr.	G 21:58	1-4	0-1	0-0	0	1	1	2	0	2	5	1	0	0	1	16
44	Dylan Cardwell	13:29	3-4	0-0	3-5	1	2	3	3	9	0	0	1	0	0	11	
35	Devan Cambridge	17:38	4-9	0-4	2-2	1	3	4	3	1	10	2	1	1	0	0	4
2	Jaylin Williams	16:14	2-6	1-3	0-1	5	11	3	2	5	2	2	0	1	0	0	0
5	Chris Moore	02:07	0-0	0-0	0-0	0	0	0	0	0	0	0	0	0	0	0	-4
24	Lior Berman	02:07	0-1	0-1	0-0	0	0	0	0	0	0	0	0	0	0	0	-4
14	Preston Cook	01:56	0-1	0-0	0-0	0	0	0	0	0	0	0	0	0	0	0	-5
Team						2	2	4	0	0	1						
Totals		27-68	3-25	18-28	18	34	52	19	21	75	18	11	6	14	5	17	

Shooting By Period
 1st FG% 12-29 41.4%
 3PT% 2-10 20.0%
 FT% 7-12 58.3%
 2nd FG% 15-39 38.5%
 3PT% 1-15 6.7%
 FT% 11-16 68.8%
 GM FG% 27-68 39.7%
 3PT% 3-25 12.0%
 FT% 18-28 64.3%

Dead Ball Rebounds: 4, 1

Technical Fouls: NONE

Auburn - 94 Record: 24-2 (12-1)

NO.	Name	Min	FG	3P	FT	Rebounds	Fouls	TP	AS	TO	ST	Blocks	+/-				
			M-A	M-A	M-A	OR DR TOT	PF					BS BA					
10	Jabari Smith	F 27:40	10-16	7-10	4-7	0	4	4	3	6	31	3	2	1	0	0	2
13	Walker Kessler	F 27:18	8-10	0-1	6-7	0	7	7	2	6	22	1	1	1	7	0	4
0	K.D. Johnson	G 22:57	3-5	1-2	0-0	0	1	1	4	2	7	3	2	0	0	1	12
12	Zep Jasper	G 15:54	0-0	0-0	0-0	0	0	0	0	4	1	0	0	1	0	0	-8
22	Allen Flanigan	G 23:15	1-2	0-0	0-0	0	1	1	4	0	2	1	6	1	0	1	-6
1	Wendell Green Jr.	G 30:42	3-10	2-5	4-4	1	6	7	2	12	9	2	2	0	1	1	25
44	Dylan Cardwell	12:42	2-2	0-0	0-0	0	3	3	3	0	4	1	0	0	1	0	10
35	Devan Cambridge	23:57	2-5	1-3	1-2	1	0	1	1	3	6	0	1	2	1	0	25
2	Jaylin Williams	12:20	1-2	0-1	6-6	1	3	4	2	3	8	1	2	0	0	0	12
5	Chris Moore	02:00	1-1	0-0	0-0	0	0	0	0	1	2	1	0	0	0	0	-3
14	Preston Cook	01:15	0-0	0-0	0-0	0	0	0	0	0	0	0	0	0	0	0	-3
Team						3	2	5	0	0	0						
Totals		31-53	11-22	21-26	6	27	33	27	23	94	20	17	8	9	3	14	

Shooting By Period
 1st FG% 14-29 48.3%
 3PT% 6-14 42.9%
 FT% 8-10 80%
 2nd FG% 17-24 70.8%
 3PT% 5-8 62.5%
 FT% 13-16 81.3%
 GM FG% 31-53 58.5%
 3PT% 11-22 50.0%
 FT% 21-26 80.8%

Dead Ball Rebounds: 3, 1

Technical Fouls: Coach 1st 17:53

Points from Turnovers

	TAM	AUB
0 (1st 20:00)	25 (2nd 10:00)	
Best Scoring Run	8 (2nd 1:15)	13 (1st 5:36)
Lead Changes	0	0
Times Tied	0	0
Time with Lead	00:00	39:02

Period by Period Scoring

	TAM	AUB
1st	18	40
2nd	40	58
TOT	33	42

Points from Turnovers

	VAN	AUB
11 (1st 17:23)	20 (2nd 2:30)	
Best Scoring Run	11 (1st 17:23)	11 (1st 13:36)
Lead Changes	1	8
Times Tied	2	0
Time with Lead	18:07	20:45

Period by Period Scoring

	VAN	AUB
1st	38	42
2nd	42	84
TOT	42	94

GAME 27 | FLORIDA 63, #2/2 AUBURN 62

GAME 28 | #3/4 AUBURN 77, OLE MISS 64

Official Basketball Box Score - Final
Auburn at Florida
 02/19/22 Exactech Arena at Stephen C. O'Connell Center, Gainesville
 2021-22 Men's Basketball
 Game Time: 2:00 PM
 Game Duration: 2:08
 Attendance: 11,255
 Officials: Don Dalry, Bart Lenox, Patrick Evans

Auburn - 62 Record: 24-3 (12-2)

NO.	Name	Min	FG	3P	FT	Rebounds	Fouls	TP	AS	TO	ST	Blocks	+/-				
			M-A	M-A	M-A	OR DR TOT	PF					BS BA					
10	Jabari Smith	F 33:02	7-16	4-5	10-11	1	6	7	1	6	28	1	2	0	1	1	0
13	Walker Kessler	F 26:19	5-6	1-1	0-2	3	3	4	3	11	0	2	1	0	0	0	12
0	K.D. Johnson	G 29:47	3-8	0-3	6-6	1	3	4	4	3	12	1	5	1	0	1	8
12	Zep Jasper	G 18:34	0-1	0-0	0-0	0	1	1	3	0	0	1	0	0	0	0	-6
22	Allen Flanigan	G 22:38	1-1	0-0	0-0	1	4	5	1	1	2	1	2	0	0	0	-1
1	Wendell Green Jr.	G 30:26	2-10	0-5	1-1	0	1	1									

2021-22 BOX SCORES

GAME 29 | #17 TENNESSEE 67, #3/4 AUBURN 62



Official Basketball Box Score - Final
Auburn at Tennessee
 02/26/22 Thompson-Boling Arena, Knoxville, Tenn.
 2021-22 Men's Basketball

Game Time: 4:06 PM
 Game Duration: 2:12
 Attendance: 21,678

Officials: Pat Adams, Steven Anderson, Owen Shortt

Auburn - 62													Record: 25-4 (13-3)									
NO.	Name	Min	FG		3P		FT		Rebounds			Fouls		TP	AS	TO	ST	Blocks			+/-	
			M-A	M-A	M-A	M-A	OR	DR	TOT	PF	FD	BS	BA					BB				
10	Jabari Smith	F 35:11	9-21	3-9	6-7	1-7	8-2	5-27	0-2	0-2	0-2	1-4	4						2	1	4	
13	Walker Kessler	F 28:27	3-7	0-1	2-3	3-2	5-4	3-8	4-1	1-4	1-1	-1							4	1	-1	
0	K.D. Johnson	G 34:33	7-13	1-3	3-5	0-1	1-3	3-18	1-2	1-0	2-5								0	2	-5	
12	Zep Jasper	G 17:16	0-2	0-1	0-0	0-1	1-1	2-0	1-1	1-1	0-4								0	0	-4	
22	Allen Flanigan	G 27:51	2-3	0-1	0-0	2-1	3-1	4-2	2-3	0-0	-2								0	0	-2	
1	Wendell Green Jr.	G 28:11	2-15	1-7	0-0	2-3	5-3	1-5	3-2	4-0	2-1								0	2	-1	
35	Devan Cambridge	12:09	0-3	0-1	0-0	1-1	2-1	0-0	0-1	1-0	-3								0	0	-3	
44	Dylan Cardwell	11:33	0-0	0-0	0-0	1-1	2-1	0-1	0-1	0-0	-4								0	1	-4	
2	Jaylin Williams	04:49	0-1	0-1	0-0	0-1	1-3	0-0	0-0	0-1	-9								0	1	-9	
Team																			1	2	3	
Totals			23-65	5-24	11-15	11	20	31	19	16	62	12	12	11	8	6	-5					

Shooting By Period		
1 st	FG%	13-35 37.1%
	3PT%	3-14 21.4%
	FT%	2-3 66.7%
2 nd	FG%	10-30 33.3%
	3PT%	2-10 20.0%
	FT%	9-12 75%
GM	FG%	23-65 35.4%
	3PT%	5-24 20.8%
	FT%	11-15 73.3%

Dead Ball Rebounds: 2.2

Tennessee - 67													Record: 21-7 (12-4)									
NO.	Name	Min	FG		3P		FT		Rebounds			Fouls		TP	AS	TO	ST	Blocks			+/-	
			M-A	M-A	M-A	M-A	OR	DR	TOT	PF	FD	BS	BA					BB				
2	Brandon Huntley-Hatfield	F 20:00	2-4	1-2	0-0	5-3	8-0	1-5	1-3	0-2	1-10								2	1	10	
33	Uros Plavsic	F 14:43	2-4	0-0	2-2	2-5	7-2	1-6	1-0	1-7									0	1	7	
1	Kennedy Chandler	G 33:21	5-12	0-2	3-6	0-2	2-4	5-13	2-4	1-0	1-13								0	1	13	
25	Santiago Vescovi	G 31:04	3-9	2-5	6-6	1-4	5-1	3-14	2-4	1-2	0-0								2	0	0	
30	Josiah-Jordan James	G 32:10	4-11	2-4	0-0	1-8	9-5	0-10	1-2	2-1	1-3								1	1	3	
0	Jonas Aido	07:59	0-4	0-0	1-2	3-2	5-1	1-1	0-0	0-0	-1								0	2	-1	
10	John Fulkerson	24:20	2-8	0-0	1-2	6-3	9-2	3-5	2-2	1-1	-2								1	1	-2	
5	Zakai Zeigler	29:29	2-9	1-3	8-9	0-2	2-1	4-13	0-2	3-0	1-2								0	1	2	
12	Victor Bailey Jr.	04:54	0-0	0-0	0-0	0-0	0-0	0-0	0-0	0-0	1								0	0	1	
24	Justin Powell	01:32	0-0	0-0	0-0	0-0	0-0	0-0	0-0	0-0	-5								0	0	-5	
15	Jahmai Mashack	00:28	0-0	0-0	0-0	0-0	0-0	0-0	0-0	0-0	-3								0	0	-3	
Team																			3	4	7	
Totals			20-61	6-16	21-27	21	33	54	16	18	67	9	18	9	6	8	5					

Shooting By Period		
1 st	FG%	9-32 28.1%
	3PT%	2-9 22.2%
	FT%	5-6 83.3%
2 nd	FG%	11-29 37.9%
	3PT%	4-7 57.1%
	FT%	16-21 76.2%
GM	FG%	20-61 32.8%
	3PT%	6-16 37.5%
	FT%	21-27 77.8%

Dead Ball Rebounds: 4.0

		AUB	TENN	Points from		Period by Period Scoring		
		11 (2 nd 16:41)	11 (2 nd 4:03)	AUB	TENN	1st	2nd	TOT
Biggest lead				23	9			
Best Scoring Run		13 (1 st 3:27)	11 (2 nd 12:51)	28	28			
Lead Changes		4		8	19	AUB	31	31
Times Tied		3		14	6	TENN	25	42
Time with Lead		14:28	22:32	5	19			67