



2012 AUBURN FOOTBALL GAME NOTES

Auburn Media Relations | 392 South Donahue Drive | Auburn, AL 36849 | 334.844.9800

AuburnTigers.com | Facebook: Facebook.com/AUathletics | Twitter: @FootballAU and @AUathletics

COACHES

Gene Chizik (Florida, 1985)

Auburn Record.....31-12 (4th year)
vs. LSU.....1-2
Overall Record.....36-31 (6th year)
vs. LSU.....1-2

Les Miles (Michigan, 1976)

LSU Record.....78-18 (8th year)
vs. Auburn.....5-2
Overall.....106-39 (12th year)
vs. Auburn.....5-2

SERIES

LSU leads, 24-20-1

at Auburn.....AU leads, 10-6
Last Meeting.....LSU 45, AU 10
.....October 22, 2011, in Baton Rouge, La.
Current Streak.....LSU, W1

RANKINGS

Auburn.....not ranked
LSU.....#2 AP / #2 USA Today

TV | ESPN

Brad Nessler.....Play-by-Play
Todd Blackledge.....Analysis
Holly Rowe.....Sideline

RADIO | AUBURN IMG NETWORK

The Auburn IMG Sports Network provides radio coverage to more than 50 stations that cover the Southeast. Rod Bramblett (play-by-play), Stan White (color), Quentin Riggins (sideline), Paul Ellen (studio & SEC Report) and Andy Burcham (locker room).

SATELLITE RADIO.....138 Sirius/200 XM
IN AUBURN.....WKKR-FM (97.7)
ONLINE.....AuburnTigers.com

NATIONAL RADIO | ESPN

Bill Rosinski.....Play-by-Play
David Norrie.....Analysis
Joe Schad.....Sideline

AUBURN FOOTBALL MEDIA RELATIONS

Kirk Sampson.....Associate AD
sampska@auburn.edu

Shelly Poe.....Assistant AD/Primary Contact
slp0019@auburn.edu

Matt Crouch.....Associate Dir./Secondary Contact
mbc0002@auburn.edu

Bob Grant.....Assistant Dir./Secondary Contact
grantr@auburn.edu

Taylor Bryan.....Assistant Dir./Secondary Contact
jtb0028@auburn.edu

Todd VanEmst.....Photographer
vanemjt@auburn.edu

Steve Sain.....Videographer
saino2001@yahoo.com

Main Office Phone: 334.844.9800 | Fax: 334.844.9807

Web site: www.AuburnTigers.com

Live stats: Auburn.Statbroadcast.com



GAME 4 | SEC Home Opener

AUBURN (1-2) vs. #2 LSU (3-0)

VS.



Sept. 22, 2012 | 6 p.m. CT

TV: ESPN | Radio: Auburn IMG Sports Network; ESPN National Radio

Jordan-Hare Stadium (87,451) | Auburn, Ala.

THE GAME

Auburn (1-2, 0-1 SEC) hosts second-ranked LSU (3-0, 0-0 SEC) in the 2012 Southeastern Conference home opener for the Tigers Saturday, September 22, 2012, at Jordan-Hare Stadium (87,451) in Auburn. The kickoff is set for 6:00 p.m. CT and the game will be televised by ESPN.

FIRST AND 10

- Auburn begins its 2012 SEC home season at Jordan-Hare Stadium with Saturday evening's game hosting the LSU Tigers; LSU is ranked second this week in both the USA Today coaches and Associated Press media polls
- Auburn is 54-22-2 all-time in SEC home openers since 1933
- LSU holds a 24-20-1 edge over Auburn in the 45 previous meetings
- The home team has won 12 of the last 13 matchups in the Auburn-LSU series
- Coach Gene Chizik is 31-12 in his fourth season as head coach at Auburn; 36-31 in his sixth season overall as a college head coach
- Auburn has averaged crowds of more than 80,000 per game at Jordan-Hare Stadium for the last 19 seasons, including last Saturday's home opening attendance of 85,214; Auburn is 14-1 in its last 15 home games
- Senior Onterio McCalebb leads the SEC in kickoff return average (40.5), including a 100-yard kickoff return for a touchdown at Mississippi State, the longest KOR for Auburn since 2000
- Auburn has won 75 consecutive games when scoring 30 or more points
- Auburn's 2012 schedule features eight games against bowl participants from a year ago, including five that played in traditional New Year's games
- The Auburn field goal defense unit has already blocked three kicks this season, two by Angelo Blackson and one by Corey Lemonier

AUBURN (1-2, 0-1 SEC)			LSU (3-0, 0-0 SEC)		
Date	Opponent	Score/Time	Date	Opponent	Score/Time
Sept. 3	vs. Clemson (ESPN)	L, 19-26	Sept. 1	NORTH TEXAS [ESPN]	W, 41-14
Sept. 8	at Mississippi State (ESPN)	L, 10-28	Sept. 8	WASHINGTON [ESPN]	W, 41-3
Sept. 15	LOUISIANA-MONROE (SECN)	W, 31-28/OT	Sept. 15	IDAHO [PPV]	W, 63-14
Sept. 22	LSU (ESPN)	6 p.m.	Sept. 22	at Auburn [ESPN]	6 p.m.
Oct. 6	ARKANSAS	TBA	Sept. 29	TOWSON	6 p.m.
Oct. 13	at Ole Miss	TBA	Oct. 6	at Florida	TBA
Oct. 20	at Vanderbilt	TBA	Oct. 13	SOUTH CAROLINA	TBA
Oct. 27	TEXAS A&M	TBA	Oct. 20	at Texas A&M	TBA
Nov. 3	NEW MEXICO STATE [HC]	TBA	Nov. 3	ALABAMA [CBS]	7 p.m.
Nov. 10	GEORGIA	TBA	Nov. 10	MISSISSIPPI STATE	TBA
Nov. 17	ALABAMA A&M	TBA	Nov. 17	OLE MISS	TBA
Nov. 24	at Alabama	TBA	Nov. 23	at Arkansas [CBS]	1:30 p.m.

All times Central

All times Central



AUBURN FOOTBALL MEDIA INFORMATION

WEEKLY MEDIA SUMMARY

SUNDAY: Coach Chizik conference call; Players available post-practice

MONDAY: No practice/availability scheduled

TUESDAY: 11 a.m. Chizik Press Conference, players available post-practice and post-practice, Coordinators available post-practice

WEDNESDAY: 12:10 p.m. SEC Teleconference; Coach Chizik, Assistant coaches available post-practice

THURSDAY: No scheduled availability

FRIDAY: Walk-through; No scheduled availability

SATURDAY: Game Day

SEC STANDINGS (As of Sept. 16, 2012)

WEST STANDINGS

Table with 5 columns: Team, SEC, Pct., Overall, Pct. Rows include Mississippi State, Alabama, LSU, Ole Miss, Texas A&M, Auburn, Arkansas.

EAST STANDINGS

Table with 5 columns: Team, SEC, Pct., Overall, Pct. Rows include Florida, Georgia, South Carolina, Kentucky, Tennessee, Missouri, Vanderbilt.

This Week in the SEC Saturday, Sept. 22

Table with 2 columns: Game, Time. Rows include Ole Miss at Tulane, Kentucky at Florida, Missouri at South Carolina, Florida Atlantic at Alabama, LSU at Auburn, Rutgers at Arkansas, South Alabama at Mississippi State, South Carolina State at Texas A&M, Akron at Tennessee, Vanderbilt at Georgia.

All Times Central

MEDIA AVAILABILITY All Times Central

PRACTICE

All practices are CLOSED to members of the media.

PLAYER INTERVIEWS

Player interviews should be arranged through the Auburn Media Relations Office. The following are the opportunities for player interviews, including phone interviews: Sunday post-practice, Tuesday following Coach Gene Chizik's press conference, and Tuesday post-practice. Player requests for Tuesday should be given to Shelly Poe, Bob Grant or Matt Crouch at least 24 hours in advance.

Players are off-limits Wednesday-Friday.

ASSISTANT COACH INTERVIEWS

Auburn assistant coaches will be available to the media post-practice according to the following schedule this week: Tuesday - Defensive coordinator Brian VanGorder; Offensive coordinator Scot Loeffler; Wednesday - All other assistants.

MEDIA WEB SITE - CollegePressBox.com

CollegePressBox.com is the official media website for SEC Football. Access and download weekly game notes, quotes, statistics, media guides, headshots, logos and more for the conference and each of its member schools. Login information will be distributed to accredited media or you can apply for a password by sending an e-mail to password@collegepressbox.com.

AUBURN GAME WEEK VIDEO

The Auburn Media Relations office provides video via XOS Digital throughout the season. These videos include interviews, game footage and other feature material. Videos will be posted each Tuesday prior to a game, as well as at other times throughout the week. For more information contact Steve Sain at (334) 844-9809.

GENE CHIZIK AVAILABILITY

SUNDAY

Gene Chizik Teleconference

Coach Chizik will typically be available to Auburn and opponents' beat writers, as well as other selected members of the media, each Sunday afternoon at 4:30 p.m. in the Media Relations office and on a teleconference for media only starting Sept. 2. For more information, contact Kirk Sampson at (334) 844-9800.

TUESDAY

Gene Chizik Press Conference

Each Tuesday at 11 a.m. in the auditorium of the Auburn Athletic Complex, Auburn will hold its weekly football press conference with head coach Gene Chizik. The press conference can also be accessed by the media in a listen only mode by dialing 1-212-812-4494, enter 2884 4377. Following Coach Chizik's press conference, selected players will be available. Players will also be available post-practice on Tuesdays.

WEDNESDAY

SEC Teleconference

Each of the SEC coaches are featured on a teleconference each Wednesday at 10 a.m. Coach Chizik begins at 12:10 a.m. Contact the SEC office for teleconference phone numbers.

THURSDAY

Tiger Talk

Coach Chizik's comments may be heard on the Auburn IMG Sports Network beginning at 7 p.m. each Thursday night. The one-hour weekly radio show offers Auburn fans the opportunity to ask questions regarding the Auburn football team. The show can also be heard on www.AuburnTigers.com. For more information contact the Auburn IMG Sports Network, (334) 826-2929.

AUBURN MEDIA RELATIONS

Official website www.auburntigers.com Twitter @FootballAU Facebook www.facebook.com/AUathletics

HOW TO CONTACT

Media Relations (Complex) 334-844-9800 Media Relation FAX (Complex) 334-844-9807

Shelly Poe (Primary Contact)

cell: 334-707-4910 email: slp0019@auburn.edu

Kirk Sampson (Chizik requests)

cell: 334-750-1385 e-mail: sampska@auburn.edu

Bob Grant

cell: 334-740-0934 e-mail: grantrs@auburn.edu

Matt Crouch

cell: 334-740-4109 e-mail: mcrouch@auburn.edu

Todd Van Emst (Photographer)

cell: 334-740-1380 e-mail: todd@auburn.edu

Steve Sain (Videographer)













cell: 334-750-1388 email: saino2001@yahoo.com

SEC Champions:
1957, 1983, 1987, 1988, 1989, 2004, 2010
SEC West Champions:
1997, 2000, 2001, 2002, 2004, 2005, 2010

2012 AUBURN FOOTBALL GAME NOTES



2012 SCHEDULE/OPPONENTS

	vs. #14/14 Clemson Sept. 1 Atlanta, Ga. L, 19-26 ESPN	Chick-fil-A Kickoff Classic game in Georgia Dome ... first career start for QB Kiehl Frazier ... first career 100-yard rushing game for Tre Mason (106) ... career-best 109 yards receiving for Emory Blake ... four Tigers had double-digit tackles: Smith, Whitehead, Holland, Bates ... Corey Lemonier and Dee Ford each with two sacks.
	at Mississippi State Sept. 8 Starkville, Miss. L, 10-28 ESPN	Onterio McCalebb 100-yard kickoff return for touchdown was Auburn's longest since 2000 ... fifth KOR for TD of Chizik era ... safety Demetruce McNeal leading tackler with 18 ... blocked field goal by Angelo Blackson was AU's first since 2009 ... Auburn lost turnover battle 5-1 ... Bulldogs' first win in the series since 2007.
	vs. Louisiana-Monroe Sept. 15 Auburn, Ala. W, 31-28 (OT) SEC Network	Cody Parkey 35-yard field goal game-winner after Angelo Blackson blocked a ULM FG attempt in overtime ... 12th overtime game in AU history ... Onterio McCalebb 128 yds rushing, 1 TD ... TD catches by Sammie Coates and Kiehl Frazier, both 33 yards ... Tre Mason rushed for 90 yds and a TD ... Corey Lemonier also blocked a field goal.
	vs. LSU Sept. 22 Auburn, Ala. 6 p.m. ESPN	
	vs. Arkansas Oct. 6 Auburn, Ala. TBA	
	at Ole Miss Sept. 13 Oxford, Miss. TBA	
	at Vanderbilt Oct. 20 Nashville, Tenn. TBA	
	vs. Texas A&M Oct. 27 Auburn, Ala. TBA	
	vs. New Mexico State Nov. 3 Auburn, Ala. TBA	
	vs. Georgia Nov. 10 Auburn, Ala. TBA	
	vs. Alabama A&M Nov. 17 Auburn, Ala. TBA	
	at Alabama Nov. 24 Tuscaloosa, Ala. TBA	

AUBURN BY THE NUMBERS

Category	2012	Chizik Era
Record	1-2	31-12
SEC	0-1	15-10
West	0-1	9-7
East	0-0	6-3
Non-Conference	1-1	16-2
Home	1-0	21-3
Away	0-1	6-8
Neutral	0-1	4-1
Day	1-1	16-7
Night	0-1	15-5
TV Games	1-2	28-12
ABC	0-0	0-1
CBS	0-0	6-4
ESPN	0-2	8-4
ESPN2	0-0	4-2
ESPNU	0-0	2-1
ESPN3D	0-0	3-0
FSN	0-0	4-0
SEC Network	1-0	3-0
Scoring first	0-1	17-6
Opponent scoring first	1-1	14-6
Leading at half	1-0	23-2
Trailing at half	0-2	5-8
Tied at half	0-0	3-2
Leading after Third Quarter	1-0	24-2
Trailing after Third Quarter	0-1	5-8
Tied after Three Quarters	0-1	2-2
Overtime Games	1-0	3-0
Scoring fewer than 20 points	0-2	3-8
Scoring 20+ points	1-0	28-4
Scoring 30+ points	1-0	23-0
Allowing fewer than 20 points	0-0	10-0
Allowing 20+ points	1-2	5-11
Allowing 30+ points	0-0	10-8
Rushing for less than 100 yards	0-1	1-4
Rushing for 100+ yards	1-1	30-8
Rushing for 200+ yards	1-0	23-4
Passing for 200+ yards	0-0	17-2
Passing for 300+ yards	0-0	5-0
Totaling less than 300 yards	0-1	1-5
Totaling 300+ yards	1-1	30-7
Totaling 400+ yards	1-0	24-1
Allowing less than 100 yards	0-0	10-1
Allowing less than 300 yards	0-0	9-1
Allowing 300+ yards	1-2	22-11
Having 100-yard rusher	1-1	19-5
Opp 100 yard rusher	0-1	7-5
No Turnovers	0-0	7-0
Fewer than 3 turnovers	1-1	26-7
3 or more turnovers	0-1	2-5
No takeaways	1-0	6-4
Fewer than 3 takeaways	0-2	20-11
3 or more takeaways	0-0	9-0
More than 30:00 of possession	0-0	14-1
Less than 30:00 of possession	1-2	17-10



STATISTICAL COMPARISON

Auburn vs. LSU 2012 Per Game Statistics

Table with 3 columns: Statistic, AU, LSU. Rows include Points, Total Offense, First Downs, Rushing Yards, Passing Yards, Time of Possession, 3rd Down Pct., Points Allowed, Yards Allowed, Rushing Yards Allowed, Passing Yards Allowed.

STATISTICAL LEADERS

RUSHING YARDS

Table with 3 columns: AUBURN, LSU, Player/Value. Rows include Tre Mason, Onterio McCalebb, Mike Blakely, Kenny Hilliard, Alfred Blue, Michael Ford.

PASSING YARDS

Table with 3 columns: AUBURN, LSU, Player/Value. Rows include Kiehl Frazier, Zach Mettenberger.

RECEPTIONS

Table with 3 columns: AUBURN, LSU, Player/Value. Rows include Quan Bray, Emory Blake, Philip Lutzenkirchen, Onterio McCalebb, Jarvis Landry, Odell Beckham, James Wright, Alfred Blue.

POINTS SCORED

Table with 3 columns: AUBURN, LSU, Player/Value. Rows include Cody Parkey, Onterio McCalebb, 4 players with, Kenny Hilliard, Drew Alleman, Kadron Boone.

TACKLES

Table with 3 columns: AUBURN, LSU, Player/Value. Rows include Daren Bates, Jermaine Whitehead, Demetruce McNeal, Jake Holland, Kevin Minter, Lamin Barrow, Jalen Mills, Eric Reid.

INTERCEPTIONS

Table with 3 columns: AUBURN, LSU, Player/Value. Rows include Daren Bates, Ronald Martin, Jalen Mills.

SACKS

Table with 3 columns: AUBURN, LSU, Player/Value. Rows include Corey Lemonier, Dee Ford, 4 players with.

Series Records

Auburn and LSU will meet for the 46th time in series history. LSU holds a 24-20-1 edge in the 45 previous meetings, but Auburn is a 10-6 leader in all games played in Auburn.

Six of the last eight games (and 13 of the last 22) in the Auburn-LSU series have been decided by seven points or less. The teams have split those six contests. The home team has won 12 of the last 13 matchups in the series.

There have been many memorable games between the teams in recent years:

2010: Auburn rushed for 440 yards, the fifth best single-game total in school history, in a 24-17 win in 2010. QB Cam Newton rushed for 217 yards and a pair of TDs, while RB Onterio McCalebb's 70-yard run in the fourth quarter was the game-winner.

2008: Jarrett Lee's 18-yard touchdown pass to Brandon LaFell with 1:03 left gave No. 6 LSU a come-from-behind 26-21 win over No. 10 Auburn in Jordan-Hare Stadium. Auburn had taken a 21-20 lead with just 6:40 left when Chris Todd found Robert Dunn for a 15-yard score, before Lee led LSU on the game-winning drive.

2007: Matt Flynn hit Demetrius Byrd with a 22-yard scoring pass with just one second left to lift No. 5 LSU to a 30-24 victory over No. 18 Auburn. Brandon Cox had connected with Rodgeriquis Smith on a 3-yard scoring pass with just 3:21 left to give Auburn a 24-23 lead before Flynn's pass capped a 58-yard game-winning drive.

2006: In a battle between two top-10 teams, Brandon Cox's 1-yard quarterback sneak in the third quarter was the only touchdown in a 7-3 Auburn victory. No. 3 Auburn held off two late scoring chances for No. 6 LSU, as Eric Brock ended one drive by tipping away a fourth-down pass, then tackled Craig Davis on the 4-yard line on the game's final play to preserve the victory.

2005: The first overtime game between the two teams was won by LSU, 20-17, when John Vaughn's 39-yard field goal attempt bounced off the left upright. A 30-yard field goal by LSU's Chris Jackson to start the overtime turned out to be the winning points. Jackson forced overtime with a 44-yard field goal with just 1:40 left, moments after Auburn had taken a 17-14 lead on a 5-yard pass from

Brandon Cox to Anthony Mix on fourth down with 4:52 left.

2004: With the threat of Hurricane Ivan looming, members of the Auburn football team spent Wednesday though Friday nights in hotels as the Auburn University campus was closed, but the game went on as scheduled.

The seemingly automatic extra point proved to be a challenge for both teams, but a second chance for Auburn allowed the Tigers to emerge with a 10-9 win in "The Extra Point Game."

LSU missed the PAT after its first-quarter touchdown, but still led 9-3 late in the game. After Courtney Taylor hauled in a 16-yard score with just 1:14 left to tie the score, Auburn missed its extra point. An LSU personal foul gave John Vaughn a second chance, and he delivered the winning point.

1997: Dameyune Craig led Auburn on an 80-yard, 10-play drive in the game's final three minutes to deliver a 31-28 upset of 10th-ranked LSU in "The Comeback." Rusty Williams capped the drive on a 1-yard touchdown plunge with 0:30 remaining. LSU attempted a 65-yard FG on the game's final play, but Quinton Reese blocked it to seal the Auburn win.

1996: "The Night The Barn Burned" will long be remembered on the Plains. As the old Auburn Sports Arena burned just outside Jordan-Hare Stadium, LSU defeated Auburn 19-15. After missing three field goals and an extra point, Auburn cut LSU's lead to 17-15 with 0:38 remaining, but Jon Cooley's two-point pass attempt was picked off by Raion Hill, who returned it the other way for two points.

1995: Wearing the traditional white jerseys at home for the first time in 13 years, LSU stunned fifth-ranked Auburn, 12-6, when Troy Twillie intercepted Patrick Nix's 11-yard pass into the end zone with no time remaining. The 1997 LSU media guide referred to this game under the heading "Bring Back The Magic."

1994: Auburn returned three of its five fourth-quarter interceptions for touchdowns to rally from a two-touchdown deficit and win 30-26. Auburn and LSU fans alike still recall the "Interception Game."

1988: LSU scored with 1:41 remaining to down fourth-ranked Auburn, 7-6. The noise

SEC Champions:

1957, 1983, 1987, 1988, 1989, 2004, 2010

SEC West Champions:

1997, 2000, 2001, 2002, 2004, 2005, 2010

2012 AUBURN FOOTBALL GAME NOTES

from the Tiger Stadium crowd registered on a campus seismograph, thus earning the contest the title of "Earthquake Game."

SEC Home Openers

Auburn is 54-22-2 all-time in SEC home openers since 1933. The Tigers have won the last three SEC openers at Jordan-Hare Stadium. Coach Gene Chizik is 3-0 in SEC home openers at Auburn.

Chizik in SEC home openers:

2009: Auburn 49, Mississippi State 24

2010: Auburn 35, South Carolina 27

2011: Auburn 41, Mississippi State 34

Tigers Versus Tigers

Auburn's matchup with LSU will mark the 112th time that Auburn has faced another set of Tigers across the line of scrimmage. The Auburn Tigers are 59-47-5 all-time against schools that share the Tiger nickname. Here are the individual breakdowns:

Clemson	34-13-2
LSU	20-25-1
Memphis	0-2-0
Missouri	0-1-0
Pacific	1-0-0
Sewanee	4-6-2

Against Louisiana Teams

Auburn is 60-43-8 all-time on the football field against schools from the state of Louisiana. That includes games against Louisiana College, Louisiana-Lafayette, Louisiana-Monroe, LSU, Louisiana Tech, Loyola, Southeastern Louisiana and Tulane.

Coach Gene Chizik has a 4-2 record as a head coach against Louisiana schools.

In Night Games

In games starting at 5 p.m. or later local time during the Chizik era, the Tigers are 16-5 overall. At home in night games, Auburn is 10-1; the Tigers are 4-3 at an opponent's stadium and 2-1 in neutral site games.

Winningest Programs

Entering the 2012 campaign, Auburn ranked among the 15 winningest BCS college football programs in terms of all-time wins; the Tigers now have 712 total victories.

Teams that have 700+ all-time wins: Michigan, Texas, Nebraska, Notre Dame, Penn State, Ohio State, Oklahoma, Alabama, Tennessee, Southern Cal, Georgia, LSU, Auburn and West Virginia.

Auburn W/L Records

Seasons:	120th
All-Time Record:	712-407-47 (.630)
SEC:	291-224-18 (.564)
Jordan-Hare:	286-70-7 (.797)
September Games:	156-50-5 (.750)
September Home:	94-18-1 (.834)
September Road:	62-32-4 (.653)

In September

Auburn is 156-50-5 (.758) all-time in the month of September, and has won 32 of its last 39 September contests.

Auburn's all-time home record in September is 94-18-1 (.834). Away from Auburn, the Tigers are 62-32-4 (.653) in the month of September.

On September 22

Auburn is 5-2 all-time in games played on September 22; the Tigers are 4-0 on that date in Jordan-Hare Stadium. The complete list:

1933: B'ham Southern@ Mntgmry (W/20-7)
1950: Wofford@ Montgomery (L/14-19)
1973: UT-Chatt@ Auburn (W/31-0)
1979: Southern Miss@ Auburn (W/31-9)
1984: Southern Miss@ Auburn (W/35-12)
2001: @ Syracuse (L/14-31)
2006: New Mexico State@ Auburn (W/55-20)

Versus Ranked Teams

Auburn is 97-137-6 all-time versus ranked teams. Auburn is 4-10 all-time facing the nation's second-ranked team, the latest matchup occurring versus Alabama last season.

Auburn is 8-16 in all games against ranked LSU teams; AU holds a 7-3 lead versus ranked LSU squads in games played at Auburn.

30+ Points Equals Victory

Auburn has won 75 consecutive games when scoring 30 or more points. The last time the Tigers lost when registering at least 30 points was a 56-49, four overtime loss to Georgia in 1996. In its history, Auburn is now 292-4 all-time when scoring at least 30 points.

For Starters

When the Auburn-LSU game kicks off Saturday evening, the Tigers will have a total of 37 players with at least one game of starting experience during their college careers. Tops among those are: Daren Bates (38); Nosa Eguae (24); Philip Lutzenkirchen (20); Emory Blake (18); and Corey Lemonier and Onterio McCalebb (17).

QUICK FACTS**Auburn University**

Location	Auburn, Ala.
Founded	1856
Joined SEC	1932 (Original member)
Enrollment	25,469
Nickname	Tigers
Colors	Burnt Orange and Navy Blue
Facility (Capacity)	Jordan-Hare Stadium (87,451)
Jordan-Hare Stadium Record	285-70-7
Playing Surface	Natural Grass
President	Dr. Jay Gogue
Director of Athletics	Jay Jacobs
Faculty Representative	Dr. Mary Boudreaux

Football History

First Year of Football	1892
All-Time Record (Years)	712-407-47 (120th)
All-Time SEC Record (Years)	291-224-18 (79th)
Number of SEC Championships (Last)	6 (2010)
All-Time Bowl Record	22-13-2
BCS Bowl Games	2 (2-0)
Number of National Championships (Years) ... 2 (1957, 2010)	
First-Team All-Americans	71
National Coach of the Year winners	2
Broyles Award winners	2
Heisman Trophy winners	3
Lombardi Award winners	2
Manning Award winners	1
Maxwell Award winners	1
Davey O'Brien Award winners	1
Outland Trophy winners	2
Thorpe Award winners	1
First-Team All-SEC Selections	241

Team Facts

Head Coach	Gene Chizik
Alma Mater, Year	Florida, 1985
Year as Head Coach at Auburn	4th
Offensive Coordinator	Scot Loeffler
Defensive Coordinator	Brian VanGorder
Assistant Head Coach/Wide Receivers	Trooper Taylor
Tight Ends/Special Teams Coordinator	Jay Boulware
Offensive Line	Jeff Grimes
Running Backs/Recruiting Coordinator	Curtis Luper
Secondary	Willie Martinez
Defensive Line	Mike Pelton
Linebackers	Tommy Thigpen

Football Quick Facts

2011 Record	8-5
2011 SEC Record	4-4
SEC Finish	4th, Western Division
Bowl	Chick-fil-A, def. Virginia, 38-24
Lettermen Returning/Lost	38/31
Starters Returning	6 (3 offense, 3 defense)
Starters Lost	16 (8 offense, 8 defense)



TIGERS PERFECT TWICE SINCE 2004

Auburn is the only Southeastern Conference team to record two perfect seasons since 2004, going 13-0 in '04 and 14-0 in 2010. Since the 2004 season, Auburn has won 43 of its 64 SEC games and 45 of its 67 games against SEC schools, including the 2004 (vs. Tennessee) and 2010 (vs. South Carolina) SEC Championship games. SEC record since 2004:

	W-L	Pct.
LSU	47-17	.734
Auburn	43-21	.672
Florida	43-21	.672
Alabama	43-21	.672
Georgia	42-22	.656
Arkansas	33-31	.516
South Carolina	33-31	.516
Tennessee	32-32	.500
Mississippi State	19-45	.297
Kentucky	19-45	.297
Ole Miss	16-48	.250
Vanderbilt	14-50	.219

AUBURN IN OVERTIME

Auburn OT Record: 7-5
Home: 5-3
Road: 0-2
Neutral: 2-0
SEC: 1-4
Non-Conference: 6-1

Date	Opponent	Result
11/16/96	GEORGIA(4OT)	L, 56-49
9/25/99	OLE MISS	L, 24-27
11/11/00	GEORGIA	W, 29-26
10/20/01	LOUISIANA TECH	W, 48-41
9/28/02	SYRACUSE (3OT)	W, 37-34
10/19/02	at Florida	L, 30-23
10/22/05	at LSU	L, 20-17
9/8/07	SOUTH FLORIDA	L, 26-23
12/31/07	vs. Clemson*	W, 23-20
1/1/10	vs. Northwestern ^	W, 38-35
9/18/10	CLEMSON	W, 27-24
9/15/12	LOUISIANA-MONROE	W, 31-28

All games 1 OT unless noted
 Home Games All Caps
 * Chick-fil-A Bowl
 ^ Outback Bowl

Auburn OT Records:
First OT Game in SEC History: Auburn vs. Georgia, 1996
Most OT Periods: 4, vs. Georgia, 1996
Most OT Points Scored: 21 vs. Georgia, 1996
Most Rushing Yards: 40, Carnell Williams vs. Syracuse, 2002
Most Passing Yards: 45, Dameyune Craig vs. Georgia, 1996
Most Receiving Yards: 23, Karsten Bailey vs. Georgia, 1996

Making their first career starts for Auburn during the 2012 season: Angelo Blackson and Trent Fisher on defense; Kiehl Frazier, Jay Prosch, Tunde Fariyike, Greg Robinson and Avery Young on offense.

First College Action

Players seeing their first career action for Auburn this season have been: Mike Blakely, Sammie Coates, Kris Frost, Justin Garrett, Forrest Hill, Joshua Holsey, Jonathan Jones, Jake Lembke, Ricardo Louis, Cassanova McKinzy, Patrick Miller, Jay Prosch, Melvin Ray, Greg Robinson, Jordan Spriggs, Anthony Swain, Christian Westerman, Avery Young.

In Non-Conference Games

Under Gene Chizik, the Tigers are now 16-2 against non-conference opponents, their only losses coming versus Clemson, 38-24 in 2011 and 26-19 in this year's season opener. In non-conference matchups, Auburn is 12-0 at home, 0-1 in road games and 4-1 at neutral sites during the Chizik era.

The D-Line

Auburn's veteran defensive line can account for 77 career starts among seven Tigers: Nosa Eguae, Corey Lemonier, Jeffrey Whitaker, Kenneth Carter, Gabe Wright, Dee Ford and Angelo Blackson. They average more than 19 tackles and six quarterback hurries per game.

That stellar group accounted for 22 tackles in the win over Clemson. Preseason All-American Corey Lemonier was credited with nine tackles and a pair of sacks (-7); that marks the third time in eight games that Lemonier recorded a multiple-sack game.

Junior Dee Ford had two sacks of Clemson's Tajh Boyd for -14 yards; those two sacks and his seven tackles overall were both career bests for Ford.

Against Mississippi State, the defensive line came up with 17 tackles, 3.5 TFL and a seven-yard sack by Lemonier, which gives the junior 15 sacks for his career, one shy of joining the Auburn career Top 10 in that stat category. Angelo Blackson also blocked a Mississippi State field goal attempt, the first blocked field goal by Auburn since Jake Ricks had a field goal block versus Kentucky in 2009.

In the win over ULM, the defensive line accounted for 19 tackles, including an 8-yard sack by Dee Ford, and 9 quarterback hurries; Lemonier led the group with 5 tackles and 4 hurries, and he blocked a third-quarter ULM

field-goal attempt, the second blocked kick of his career (he previously blocked a South Carolina PAT attempt in 2011). And in overtime, Blackson tipped a ULM field goal attempt for his second block in as many weeks.

The O-Zone

Onterio McCalebb's kickoff return for a touchdown to start the second half at Mississippi State was the second such score of his career; the senior from Fort Meade, Fla., scored on an 83-yd return vs. Alabama in 2011. It was Auburn's first 100-yard return since Tim Carter vs. LSU in 2000. The last player to return a kickoff for a touchdown vs. Mississippi State was Arkansas' Darren McFadden in 2006.

In 43 games during the Chizik Era, five kickoff returns have gone for touchdowns. AU had its previous five kickoff returns for TD in a 298-game span from 1984-2008.

McCalebb's 999 career kickoff return yards make him seventh all-time at Auburn in that career category. McCalebb is fourth in the nation this week in kickoff return average (40.5 yards per return) and leads the SEC in that statistic. McCalebb is now eighth in career all-purpose yardage with 3,736 yards.

Parkey For Three

With his first career game-winning field goal in overtime versus ULM (a 35-yarder), junior Cody Parkey has become the all-time field goal percentage leader at Auburn at .792 (19-24), just ahead of Scott Etheridge (.791). He was selected as SEC Special Teams Player of the Week.

Parkey has now made eight consecutive field goals (through the 2011 Chick-fil-A Bowl vs. Virginia) and 12 of his last 14 field goal attempts back through last year's Florida game.

Against Clemson, Parkey converted on four field goals in a game (37-46-27-36 yards) for the first time in his career, tying a Chick-fil-A Kickoff Classic record; he had three field goals last season vs. Florida Atlantic. The last Auburn kicker with four FG in a game was Wes Byrum at Tennessee in 2009. Parkey's 46-yard field goal in the third quarter vs. Clemson was a career long for the junior, earning Lou Groza Award star of the week honors.

Parkey currently ranks eighth in the NCAA with 2.0 field goals made per game. He also leads the SEC in field goal percentage (6-6) for the season.

SEC Champions:
 1957, 1983, 1987, 1988, 1989, 2004, 2010
SEC West Champions:
 1997, 2000, 2001, 2002, 2004, 2005, 2010

2012 AUBURN FOOTBALL GAME NOTES



When Scoring 20+ Points

Since 2001, Auburn is 99-12 (.892) when scoring 20 or more points in a game. Dating back to the start of the 1993 season, Auburn is 142-19-1 (.878) when scoring 20 or more points in a game.

Moving Up The Charts: The 1-2-3 Punch

Auburn's skilled senior 1-2-3 Punch on offense of receiver Emory Blake, tight end Philip Lutzenkirchen and tailback Onterio McCalebb continues to make its mark on the Tiger record book.

Starting the season with his career-best 109 receiving yards versus Clemson, Emory Blake is now seventh on the Auburn career touchdown receptions list with 14 scores (tying Lawyer Tillman/1985-88 and Philip Lutzenkirchen/2009-12). Blake is also climbing up the all-time receiving yardage list; he now stands at 12th with 1,399 yards, passing Freddie Hyatt/1965-67 (1,396) in the ULM game.

Ontario McCalebb is now 12th on the Auburn all-time rushing list with 2,230 yards, passing Kenny Irons/2005-06 (2,186 yds) after his 128-yard performance in the win over ULM. It was McCalebb's fourth career 100-yard rushing game and his first since last year's Chick-fil-A Bowl vs. Virginia (109). Those 128 yards rushing were the second-highest single game total of his career. With his 27-yard scoring run for Auburn's first score of the game, Onterio McCalebb now has 19 career rushing touchdowns and 24 touchdowns overall.

He is also fourth on the receptions by a running back list with 50 and fifth for receiving yardage by a running back with 507, passing Carnell Williams/2001-04. McCalebb has caught at least one pass in the last 19 games; he has 42 receptions for 409 yards during that span.

Philip Lutzenkirchen is now third all-time in Auburn career receiving yards by a tight end, with 588, passing Fred Baxter (1991-92) who had 584 career receiving yards. Second in career tight end receptions is Robert Johnson, who caught 57 passes for 741 yards from 2000-02. Lutzenkirchen already holds the Auburn record for career touchdowns by a tight end with 14.

Tackling Daren Bates

Senior linebacker Daren Bates, now with 260 career tackles to date, led Auburn with 104 tackles last year, and has already recorded

38 tackles in three games this season, an average of 12.7 per contest. Bates leads the SEC this week in tackles per game and ranks third nationally among NCAA leaders.

No Auburn player since the NCAA began charting tackles off press box totals instead of coaches' film (since 2004) has had back-to-back 100+ tackle seasons; the last Auburn player to do so was Takeo Spikes in 1996-97.

Items Of Note/Vs. ULM

Kiehl Frazier's 33-yard touchdown reception off a pass from Quan Bray in the second quarter was the first QB reception of a TD pass for Auburn since Cam Newton from Kodi Burns vs. Ole Miss in 2010.

After recording his first collegiate catch earlier in the game, Sammie Coates scored his first career touchdown on the last play of the first half, jumping above a crowd to haul in a 33-yard reception from Frazier in the endzone.

Auburn finished with a season-high 418 yards of total offense, topping the 400-yard mark for the first time this season. AU also finished with a season-high 255 yards rushing, topping the 200-yard rushing mark for the first time this season.

Tre Mason's 1-yard third-quarter touchdown run was the first rushing touchdown of his career. He finished the game with 90 yards rushing, second-best of his career.

Auburn opponents have missed their last four field goal attempts against the Tigers and are 4-of-9 on the season on field goal tries.

On Scholarship

Formerly walk-ons, junior deep snapper Jake Lembke, sophomore defensive back Trent Fisher and sophomore tailback Corey Grant were put on scholarship for the Fall Semester; classes began August 16.

The Coaching Staff

For 2012, Auburn has new coordinators on both sides of the football, in defensive coordinator Brian Van Gorder and offensive coordinator Scot Loeffler; with those additions, the Tigers have a restructured coaching staff that also includes the addition of secondary coach Willie Martinez and the move of Tommy Thigpen, who coached safeties his first three years at Auburn (2009-11), to linebacker coach.

TIGERS IN THE NFL (As of Sept. 9, 2012)

Active Players

Name	Pos.	Team
Devin Aromashodu	WR	Minnesota Vikings
Ronnie Brown	RB	San Diego Chargers
Jason Campbell	QB	Chicago Bears
Karlos Dansby	LB	Miami Dolphins
King Dunlap	OL	Philadelphia Eagles
Nick Fairley	DT	Detroit Lions
Tyrone Green	OL	San Diego Chargers
Quentin Groves	LB	Arizona Cardinals
Ben Grubbs	OL	New Orleans Saints
Josh Harris	DS	Atlanta Falcons
Will Herring	LB	New Orleans Saints
Spencer Johnson	DE	Buffalo Bills
Pat Lee	DB	Oakland Raiders
Sen'Derrick Marks	DT	Tennessee Titans
Cam Newton	QB	Carolina Panthers
Ben Obomanu	WR	Seattle Seahawks
Jeraud Powers	DB	Indianapolis Colts
Jay Ratliff	DE	Dallas Cowboys
Carlos Rogers	DB	San Francisco 49ers
Takeo Spikes	LB	San Diego Chargers
Ben Tate	RB	Houston Texans

Injured Reserve

Brandon Mosley	OL	New York Giants
Mario Fannin	RB	Denver Broncos
Brandon Jacobs	RB	San Francisco 49ers
Pat Sims	DT	Cincinnati Bengals
Lee Ziemba	OL	Carolina Panthers

Practice Squads

Zach Clayton	DT	Tennessee Titans
Josh Bynes	LB	Baltimore Ravens
Neiko Thorpe	DB	Kansas City Chiefs

Notables

- Auburn currently has 26 players on NFL rosters, representing 21 different NFL teams.

- Auburn has had 27 players taken in the first round & four No. 1 overall draft picks: Cam Newton (Carolina, '11), Aundray Bruce (Atlanta, '88), Bo Jackson (Tampa, '86) & Tucker Frederickson (NY Giants, '65).

- At least one former Tiger has been selected to the last 14 consecutive Pro-Bowls.

- Auburn has had at least one former player in seven of the last eight Super Bowls.



Here's a breakdown of the Auburn coaching staff for the 2012 season.

On the field:

Jay Boulware: Special Teams Coordinator, Tight Ends
Jeff Grimes: Offensive Line
Curtis Luper: Running Backs
Mike Pelton: Defensive Line
Trooper Taylor: Wide Receivers
Tommy Thigpen: Linebackers
Brian Van Gorder: Defensive Coordinator

In the booth:

Scot Loeffler: Offensive Coordinator, Quarterbacks
Willie Martinez: Defensive Backs

Senior Bowl Watch List

Five Auburn seniors are among the players listed on the 2013 Senior Bowl watch list: defensive back T'Sharvan Bell, wide receiver Emory Blake, tight end Philip Lutzenkirchen, tailback Onterio McCalebb and offensive lineman John Sullen.

The nation's premier all-star game unveiled its first ever "Watch List," highlighting 312 seniors and top NFL draft prospects from 114 different schools to keep an eye on during the 2012 college football season. The top 100 seniors in the country will be invited to participate in the 2013 Senior Bowl, set for Saturday, January 26, in Mobile's Ladd-Peebles Stadium. The SEC led all conferences with 71 players on the watch list.

The Captains

Auburn is selecting game captains prior to each contest during the 2012 season. Captains for the season opener versus Clemson were seniors T'Sharvan Bell, Onterio McCalebb, Daren Bates and Philip Lutzenkirchen.

Captains at Mississippi State were: Daren Bates, T'Sharvan Bell, Onterio McCalebb, Jay Prosch and Philip Lutzenkirchen.

Game captains vs. ULM were: Daren Bates, T'Sharvan Bell, Emory Blake and John Sullen.

Halftime Rallies

Five times during the Chizik era the Tigers have rallied to win after trailing at halftime. The 2011 Tigers rallied from a 21-14 halftime deficit against Utah State in the 2011 season opener for a 42-38 victory.

The 2010 Tigers pulled the trifecta, overcoming deficits to Clemson, South Carolina (reg. season) and Alabama. Chizik's first team (2009) had one halftime rally to beat West Virginia.

Auburn has had a pair of "walk-off" wins under Chizik, both coming in 2010. The Tigers defeated Oregon in the BCS National Championship Game and Kentucky on the road on field goals as time expired.

<i>Date</i>	<i>Opponent/Halftime</i>	<i>Final</i>
9/3/11	Utah State/Trailed 21-14W,	42-38
11/26/10	at Alabama/Trailed 24-0W,	28-27
9/25/10	South Caro/Trailed 20-14 W,	35-27
9/18/10	Clemson/Trailed 17-3W,	27-24 OT
9/19/09	West Va./Trailed 21-20W,	41-30

Good Works Team

Auburn senior tight end Philip Lutzenkirchen is one of 117 nominees for the 2012 Allstate AFCA Good Works Team®. As one of college football's most prestigious off-the-field honors, the award recognizes a select group of college football players committed to making a difference in their communities.

Lutzenkirchen has taken on visiting and supporting children with cancer as his personal mission, and has made an impact on several of them both near Auburn and in his hometown by visiting them and bringing teammates along, corresponding with them, and offering encouragement to siblings and family. He is extremely active in service projects with Auburn student-athletes and has been asked by several colleges/departments at Auburn to visit with prospective students as an Auburn Ambassador. Philip has helped start a Youth for Christ chapter at a local high school and works with his family in Marietta, Ga., on collection/donation projects for underprivileged youth throughout the year (Christmas, Easter, back to school, etc.). A member of the SEC Academic Honor Roll, he is scheduled to graduate in December 2012.

Since 1992, the Allstate AFCA Good Works Team® has shown a spotlight on the countless "good works" and remarkable stories of service by student-athletes at all levels of college football competition. Award recipients represent the sport's finest in terms of character and leadership in the community.

From the nominees submitted by sports information directors across the nation on behalf of their schools, a special voting panel consisting of former Allstate AFCA Good Works

Team® members and prominent college football media members will select two 11-player Good Works Teams® - one comprised of players from the NCAA Football Bowl Subdivision and another representing players from the NCAA Football Championship Subdivision, Divisions II, III, and the NAIA.

The final roster of 22 Allstate AFCA Good Works Team award recipients will be unveiled on September 18.

James Owens Among SEC Legends

The Southeastern Conference 2012 Football Legends Class includes 14 former SEC stars who have made a name for themselves as great athletes on the playing field. Auburn's 2012 recipient is James Owens, the first African-American football player at Auburn.

The class will be honored at the 2012 SEC Football "Weekend of Champions" Nov. 30-Dec. 1 in Atlanta, Ga. The annual SEC Legends Dinner presented by AT&T will be held Nov. 30 at the Atlanta Hyatt Regency; the group will be recognized prior to the SEC Football Championship Game at the Georgia Dome on Sat., Dec. 1.

Where They Go Next

Auburn football takes a bye week before returning to action at Jordan-Hare Stadium on Saturday, October 6, in an SEC West matchup with Arkansas; game time and television coverage have yet to be announced. LSU hosts Towson on Saturday, September 29, at Tiger Stadium in Baton Rouge.

Home Game Information

For everything an Auburn fan needs to know about an AU home game weekend, visit www.AUBGAMEDAY.com online.

For specific information about all the events of LSU Weekend, go to: <http://www.auburn-tigers.com/gameday/lsu.html>. All tickets can be purchased online at www.AUBTIX.com.

For more information or questions regarding tickets, contact the ticket office by email at tickets@auburn.edu or by phone at 855-AUB-2010.



AUBURN'S SPECIAL TEAMS

“We feel very comfortable putting the game on the line with our special teams to win it.”

- Head Coach Gene Chizik

Kickoff Kings

Auburn leads the NCAA in kickoff return coverage (11.8 yards per return); only 11 of the nation's 120 FBS teams are holding opponents to 15 yards per return or less in that category.

The Tigers also lead the SEC in kickoff return average (32.17 yards per return), ranking 6th among NCAA leaders in that statistics after three games.

Three Blocked Kicks And Counting

Auburn blocked two ULM field goal attempts and now has three on the season. Corey Lemonier blocked one with 3:52 left in the third quarter; Auburn was ahead 28-14 at the time. Lemonier now has two career blocks, the other coming on an extra point against South Carolina in 2011.

Angelo Blackson had the second blocked field goal vs. ULM, tipping the Warhawks' try in overtime. With a block of a field goal attempt at Mississippi State as well, Blackson has blocks in back-to-back games.

Auburn has blocked five opponent kicks (3 FG, 2 punt) in the last four games. The Tigers have 12 total blocked kicks during the Chizik era.

Take It To The House

Onterio McCalebb's kickoff return for a touchdown to start the second half at Mississippi State was the second such score of his career; the senior from Fort Meade, Fla., scored on an 83-yd return vs. Alabama in 2011. It was Auburn's first 100-yard return since Tim Carter vs. LSU in 2000. The last player to return a kickoff for a touchdown vs. Mississippi State was Arkansas' Darren McFadden in 2006.

It was the fifth touchdown on a kickoff return of the Chizik era. In 43 games during Chizik Era, five kickoff returns have gone for touchdowns. Prior to that, Auburn had just five kickoff returns for a TD in the 298-game span from 1984-2008.

SEC Leader

McCalebb leads the SEC in kickoff return average this week, gaining 40.5 yards per run on his four returns this season. He is fourth among NCAA leaders in that category.

Eight In A Row

Cody Parkey, who kicked the game-winning 35-yard field goal in overtime against ULM, has converted on eight straight three-pointers dating back through last season. He made four

field goals versus Clemson, tying a Chick-fil-A Kickoff Classic record.

Since 1981, six different Auburn kickers have converted at least eight consecutive field goal attempts. Jaret Holmes converted 12 straight in 1997 to top the list.

Perfect From The Field

Parkey is an unblemished 6-6 on field goals this year, and is also 6-6 this season on PAT kicks. He leads the SEC in field goal percentage this season and ranks among the NCAA's top 10 kickers in field goals per game. Parkey's game-winner against ULM earned him SEC Special Teams Player of the Week honors.

No Return Policy

Punter Steven Clark, a 2011 Ray Guy Award finalist, continues to excel. Only one of his 15 punts this season has been returned. Clark is averaging 40.3 yards per punt, placing three kicks inside the 20. His long kick of the season was 51 yards against ULM. For his career, Clark has a 40.2 average with 38 punts landing inside the 20.

BLOCKED KICKS (FG, PAT & PUNT) IN THE CHIZIK ERA

Year	Kick	Player (Opponent)
2012:	FG	Angelo Blackson (ULM)
	FG	Corey Lemonier (ULM)
	FG	Angelo Blackson (Mississippi St.)
2011:	Punt	Angelo Blackson (Virginia)
	Punt	Garrett Harper (Virginia)
	PAT	Corey Lemonier (South Carolina)
2010:	Punt	Antonio Goodwin (Arkansas)
	PAT	Mike Blanc (Arkansas State)
2009:	PAT	Antonio Coleman (Northwestern)
	PAT	Antonio Coleman (Ole Miss)
	FG	Jake Ricks (Kentucky)
	PAT	Nick Fairley (Tennessee)

KICKOFF RETURN TOUCHDOWNS IN THE CHIZIK ERA

Year	Yards	Player (Opponent)
2012:	100	Onterio McCalebb (Mississippi St.)
2011:	83	Onterio McCalebb (Alabama)
	97	Tre Mason (Utah State)
2010:	95	Demond Washington (Ole Miss)
2009:	99	Demond Washington (Georgia)

AU ALL-TIME CONSECUTIVE FIELD GOAL STREAKS

Consecutive FGs	Player	Year(s)
12	Jaret Holmes	1997
11	Damon Duval	2000
9	Wes Byrum	2009-10
9	Rob Bironas	1998
8	Wes Byrum	2010
8	Wes Byrum	2009
8	Damon Duval	2001
8	Jim Bon Wyl	1990
8	Cody Parkey	2012

Records since 1981



2012 AUBURN FOOTBALL GAME NOTES

Undefeated Seasons:
1957, 1993, 2004, 2010
National Champions:
1957, 2010

2012 AUBURN FOOTBALL NUMERICAL ROSTER

No.	Name	Pos.	Ht.	Wt.	Yr.	Hometown	No.	Name	Pos.	Ht.	Wt.	Yr.	Hometown
1	Trovon Reed	WR	6-0	190	So.	Thibodaux, LA	42	Chandler Shakespeare	RB	5-10	209	Jr.	Oxford, AL
3	DeAngelo Benton	WR	6-2	201	Sr.	Bastrop, LA	43	Philip Lutzenkirchen	TE	6-5	255	Sr.	Marietta, GA
4	Quan Bray	WR	5-10	185	So.	LaGrange, GA	44	Anthony Swain	LB	6-2	235	RFr.	Gadsden, AL
5	Jake Holland	LB	6-1	241	Jr.	Pelham, AL	44	Johnny Lockett	RB	5-8	192	So.	Sweet Water, AL
5	Ricardo Louis	WR	6-2	210	Fr.	Miami Beach, FL	45	Keymiya Harrell	DE	6-4	260	RFr.	Selma, AL
6	Jonathon Mincy	DB	5-10	190	So.	Decatur, GA	46	Ricky Parks	TE	6-4	248	Fr.	Hogansville, GA
8	Anthony Morgan	WR	5-11	197	Sr.	Brantley, AL	46	Jordan Spriggs	DB	5-9	189	So.	Mobile, AL
9	Jermaine Whitehead	DB	5-11	202	So.	Greenwood, MS	47	Patrick Young	TE	6-4	229	RFr.	Trussville, AL
10	Kiehl Frazier	QB	6-2	226	So.	Springdale, AR	48	Blake Burgess	TE	6-3	249	Jr.	Vestavia Hills, AL
10	LaDarius Owens	DE	6-2	260	So.	Bessemer, AL	49	Jacob Westrich	LB	6-1	230	So.	Huntsville, AL
11	Chris Davis	CB	5-11	200	Jr.	Birmingham, AL	50	Reese Dismukes	C	6-3	293	So.	Spanish Fort, AL
11	Brandon Fulse	TE	6-4	249	So.	Fort Meade, FL	51	Patrick Miller	OL	6-7	288	Fr.	West Palm Beach, FL
12	Demetruce McNeal	DB	6-2	187	Jr.	College Park, GA	52	Justin Delaine	DE	6-5	253	So.	Linden, AL
12	Jonathan Wallace	QB	6-2	197	Fr.	Phenix City, AL	53	Michael Sulka	DS	6-3	253	Fr.	Bluffton, SC
13	Craig Sanders	DE	6-4	257	Jr.	Clio, AL	54	Jeffrey Whitaker	DT	6-4	307	Jr.	Warner Robins, GA
14	Eriqre Florence	DB	6-1	191	So.	Valley, AL	55	Corey Lemonier	DE	6-4	246	Jr.	Hialeah, FL
15	Clint Moseley	QB	6-4	229	Jr.	Leroy, AL	56	Ashton Richardson	LB	6-1	218	Sr.	New Orleans, LA
15	Joshua Holsey	DB	5-11	188	Fr.	Fairburn, GA	56	Avery Young	OT	6-6	295	Fr.	Palm Beach Gardens, FL
16	Ikeem Means	DB	6-0	205	Sr.	Wetumpka, AL	57	Gage Batten	LB	6-0	232	Fr.	Palm Beach Gardens, FL
17	Kris Frost	LB	6-2	233	RFr.	Matthews, NC	59	Jake Lembke	DS	6-2	245	Jr.	New Lenox, IL
17	Ryan Carter	QB	6-2	200	Fr.	Hoover, AL	60	Eric Mack	OL	6-3	319	So.	St. Matthews, SC
18	Sammie Coates	WR	6-2	200	RFr.	Leroy, AL	61	C.T. Moorman	DS	6-0	225	RFr.	Durham, NC
18	JaViere Mitchell	LB	6-2	210	Fr.	Leeds, AL	62	Chad Slade	OL	6-5	301	So.	Moody, AL
19	Ryan White	DB	5-11	198	Jr.	Tallahassee, FL	63	Alex Kozan	OL	6-4	294	Fr.	Castle Rock, CO
19	Tate O'Connor	QB	6-2	177	RFr.	Savannah, GA	64	Forrest Hill	DS	6-1	242	So.	Morrow, GA
20	Corey Grant	RB	5-11	200	So.	Opelika, AL	65	Tunde Fairiyike	OL	6-2	301	So.	Thomaston, GA
21	Tre Mason	RB	5-10	198	So.	Lake Worth, FL	67	Delondre DeJarnett	DL	6-2	290	Fr.	Clanton, AL
21	Jonathan Jones	DB	5-10	166	Fr.	Carrollton, GA	68	John Glover	DE	6-4	230	Fr.	Greensboro, AL
22	T'Sharvan Bell	DB	6-0	190	Sr.	Kissimmee, FL	70	Robert Leff	OL	6-6	289	Fr.	Fairhope, AL
22	Mike Blakely	RB	5-9	206	RFr.	Bradenton, FL	71	John Sullen	OL	6-5	313	Sr.	Auburn, AL
23	Onterio McCalebb	RB	5-11	173	Sr.	Fort Meade, FL	72	Shon Coleman	OL	6-6	302	RFr.	Memphis, TN
24	Ryan Smith	DB	6-2	204	Jr.	Cordova, AL	73	Greg Robinson	OL	6-5	311	RFr.	Thibodaux, LA
25	Daren Bates	LB	5-11	215	Sr.	Memphis, TN	74	Jamar Travis	DL	6-0	302	Sr.	Brewton, AL
26	Justin Garrett	LB	6-1	215	So.	Tucker, GA	74	Will Adams	OL	6-7	289	Fr.	Tyrone, GA
27	Robenson Therezie	RB	5-9	205	So.	Miami, FL	75	Christian Westerman	OL	6-4	298	RFr.	Chandler, AZ
28	T.J. Davis	DB	6-1	184	Fr.	Tallahassee, FL	76	Jordan Diamond	OT	6-6	323	Fr.	Chicago, IL
29	Mack VanGorder	LB	6-1	193	RFr.	Gainesville, GA	77	Shane Callahan	OL	6-6	292	Fr.	Parker, CO
30	Steven Clark	P	6-5	232	Jr.	Kansas City, MO	78	Colton Wingard	OL	6-2	297	So.	Alabaster, AL
30	Cassanova McKinzy	LB	6-3	243	Fr.	Birmingham, AL	79	Eric Averett	OL	6-3	249	Fr.	Enterprise, AL
31	Trent Fisher	DB	6-1	200	So.	Nashville, TN	80	Emory Blake	WR	6-2	193	Sr.	Austin, TX
32	Blake Poole	DB	5-11	199	Jr.	Buchanan, GA	81	C.J. Uzomah	TE	6-4	250	So.	Suwanee, GA
32	Taylor Yancey	K	6-4	200	Fr.	Castle Rock, CO	82	Melvin Ray	WR	6-3	217	RFr.	Cairo, GA
33	Chris Landrum	FB	6-3	240	RFr.	Sweet Water, AL	83	Michael Clifton	TE	6-3	225	Fr.	Evans, GA
33	Duncan McKinney	K	5-11	181	So.	Florence, AL	85	Travante Stallworth	WR	5-9	191	Sr.	Leesville, LA
35	Jonathan Evans	LB	5-11	231	Sr.	Prichard, AL	86	Dimitri Reese	WR	5-11	174	So.	Birmingham, AL
35	Jay Prosch	FB	6-0	260	Jr.	Mobile, AL	89	Jaylon Denson	WR	6-3	211	So.	Hoover, AL
36	Cody Parkey	K	6-0	194	Jr.	Jupiter, FL	90	Gabe Wright	DL	6-3	299	So.	Columbus, GA
36	Octavious Andrews	WR	6-0	170	So.	Decatur, GA	91	Tyler Nero	DL	6-2	277	Fr.	Atmore, AL
37	J.D. Strawbridge	P	6-0	171	Fr.	Montgomery, AL	92	Kenneth Carter	DT	6-4	289	Jr.	Greenville, AL
38	Adam Dyas	DB	5-9	192	So.	Mobile, AL	93	JaBrian Niles	DL	6-2	297	RFr.	Mobile, AL
39	Alex Kvikly	K	6-2	180	RFr.	Marietta, GA	94	Nosa Eguae	DE	6-3	268	Jr.	Mansfield, TX
39	B.J. Trimble	WR	5-10	168	RFr.	Fayetteville, GA	95	Dee Ford	DE	6-2	246	Jr.	Odenville, AL
40	Clay Finkelstein	LB	6-2	209	RFr.	Montgomery, AL	96	Devaunte Sigler	DL	6-4	291	So.	Mobile, AL
40	Spencer Smith	TE	6-6	235	Fr.	Birmingham, AL	97	Reid Brooks	DE	6-2	230	Fr.	Dothan, AL
41	Patrick Lymon	RB	5-10	190	So.	Huntsville, AL	98	Angelo Blackson	DL	6-4	308	So.	Bear, DE
41	Alex Locker	K/P	6-3	185	Fr.	Westford, MA	99	Brian Walsh	DL	6-3	303	RFr.	Winter Springs, FL
42	Gimel President	DE	6-4	244	Fr.	Mt. Pleasant, SC							

SEC Champions:
1957, 1983, 1987, 1988, 1989, 2004, 2010
SEC West Champions:
1997, 2000, 2001, 2002, 2004, 2005, 2010

2012 AUBURN FOOTBALL GAME NOTES



2012 AUBURN FOOTBALL ALPHABETICAL ROSTER

No.	Name	Pos.	Ht.	Wt.	Yr.	Hometown	No.	Name	Pos.	Ht.	Wt.	Yr.	Hometown
74	Will Adams	OL	6-7	289	Fr.	Tyrone, GA	60	Eric Mack	OL	6-3	319	So.	St. Matthews, SC
36	Octavious Andrews	WR	6-0	170	So.	Decatur, GA	21	Tre Mason	RB	5-10	198	So.	Lake Worth, FL
79	Eric Averett	OL	6-3	249	Fr.	Enterprise, AL	23	Onterio McCalebb	RB	5-11	173	Sr.	Fort Meade, FL
25	Daren Bates	LB	5-11	215	Sr.	Memphis, TN	33	Duncan McKinney	K	5-11	181	So.	Florence, AL
57	Gage Batten	LB	6-0	232	Fr.	Palm Beach Gardens, FL	30	Cassanova McKinzy	LB	6-3	243	Fr.	Birmingham, AL
22	T'Sharvan Bell	DB	6-0	190	Sr.	Kissimmee, FL	12	Demetruce McNeal	DB	6-2	187	Jr.	College Park, GA
3	DeAngelo Benton	WR	6-2	201	Sr.	Bastrop, LA	16	Ikeem Means	DB	6-0	205	Sr.	Wetumpka, AL
80	Emory Blake	WR	6-2	193	Sr.	Austin, TX	51	Patrick Miller	OL	6-7	288	Fr.	West Palm Beach, FL
98	Angelo Blackson	DL	6-4	308	So.	Bear, DE	6	Jonathon Mincy	DB	5-10	190	So.	Decatur, GA
22	Mike Blakely	RB	5-9	206	RFr.	Bradenton, FL	18	JaViere Mitchell	LB	6-2	210	Fr.	Leeds, AL
4	Quan Bray	WR	5-10	185	So.	LaGrange, GA	61	C.T. Moorman	DS	6-0	225	RFr.	Durham, NC
97	Reid Brooks	DE	6-2	230	Fr.	Dothan, AL	8	Anthony Morgan	WR	5-11	197	Sr.	Brantley, AL
48	Blake Burgess	TE	6-3	249	Jr.	Vestavia Hills, AL	15	Clint Moseley	QB	6-4	229	Jr.	Leroy, AL
77	Shane Callahan	OL	6-6	292	Fr.	Parker, CO	91	Tyler Nero	DL	6-2	277	Fr.	Atmore, AL
92	Kenneth Carter	DT	6-4	289	Jr.	Greenville, AL	93	JaBrian Niles	DL	6-2	297	RFr.	Mobile, AL
17	Ryan Carter	QB	6-2	200	Fr.	Hoover, AL	19	Tate O'Connor	QB	6-2	177	RFr.	Savannah, GA
30	Steven Clark	P	6-5	232	Jr.	Kansas City, MO	10	LaDarius Owens	DE	6-2	260	So.	Bessemer, AL
83	Michael Clifton	TE	6-3	225	Fr.	Evans, GA	36	Cody Parkey	K	6-0	194	Jr.	Jupiter, FL
18	Sammie Coates	WR	6-2	200	RFr.	Leroy, AL	46	Ricky Parks	TE	6-4	248	Fr.	Hogansville, GA
72	Shon Coleman	OL	6-6	302	RFr.	Memphis, TN	32	Blake Poole	DB	5-11	199	Jr.	Buchanan, GA
11	Chris Davis	CB	5-11	200	Jr.	Birmingham, AL	42	Gimel President	DE	6-4	244	Fr.	Mt. Pleasant, SC
28	T.J. Davis	DB	6-1	184	Fr.	Tallahassee, FL	35	Jay Prosch	FB	6-0	260	Jr.	Mobile, AL
67	Delondre DeJarnett	DL	6-2	290	Fr.	Clanton, AL	82	Melvin Ray	WR	6-3	217	RFr.	Cairo, GA
52	Justin Delaine	DE	6-5	253	So.	Linden, AL	1	Trovon Reed	WR	6-0	190	So.	Thibodaux, LA
89	Jaylon Denson	WR	6-3	211	So.	Hoover, AL	86	Dimitri Reese	WR	5-11	174	So.	Birmingham, AL
76	Jordan Diamond	OT	6-6	323	Fr.	Chicago, IL	56	Ashton Richardson	LB	6-1	218	Sr.	New Orleans, LA
50	Reese Dismukes	C	6-3	293	So.	Spanish Fort, AL	73	Greg Robinson	OL	6-5	311	RFr.	Thibodaux, LA
38	Adam Dyas	DB	5-9	192	So.	Mobile, AL	13	Craig Sanders	DE	6-4	257	Jr.	Clio, AL
94	Nosa Eguae	DE	6-3	268	Jr.	Mansfield, TX	42	Chandler Shakespeare	RB	5-10	209	Jr.	Oxford, AL
35	Jonathan Evans	LB	5-11	231	Sr.	Prichard, AL	96	Devaunte Sigler	DL	6-4	291	So.	Mobile, AL
65	Tunde Fariyike	OL	6-2	301	So.	Thomaston, GA	62	Chad Slade	OL	6-5	301	So.	Moody, AL
40	Clay Finkelstein	LB	6-2	209	RFr.	Montgomery, AL	24	Ryan Smith	DB	6-2	204	Jr.	Cordova, AL
31	Trent Fisher	DB	6-1	200	So.	Nashville, TN	40	Spencer Smith	TE	6-6	235	Fr.	Birmingham, AL
14	Erique Florence	DB	6-1	191	So.	Valley, AL	46	Jordan Spriggs	DB	5-9	189	So.	Mobile, AL
95	Dee Ford	DE	6-2	246	Jr.	Odenville, AL	85	Travante Stallworth	WR	5-9	191	Sr.	Leesville, LA
10	Kiehl Frazier	QB	6-2	226	So.	Springdale, AR	37	J.D. Strawbridge	P	6-0	171	Fr.	Montgomery, AL
17	Kris Frost	LB	6-2	233	RFr.	Matthews, NC	53	Michael Sulka	DS	6-3	253	Fr.	Bluffton, SC
11	Brandon Fulse	TE	6-4	249	So.	Fort Meade, FL	71	John Sullen	OL	6-5	313	Sr.	Auburn, AL
26	Justin Garrett	LB	6-1	215	So.	Tucker, GA	44	Anthony Swain	LB	6-2	235	RFr.	Gadsden, AL
68	John Glover	DE	6-4	230	Fr.	Greensboro, AL	27	Robenson Therezie	RB	5-9	205	So.	Miami, FL
20	Corey Grant	RB	5-11	200	So.	Opelika, AL	74	Jamar Travis	DL	6-0	302	Sr.	Brewton, AL
45	Keymiya Harrell	DE	6-4	260	RFr.	Selma, AL	39	B.J. Trimble	WR	5-10	168	RFr.	Fayetteville, GA
64	Forrest Hill	DS	6-1	242	So.	Morrow, GA	81	C.J. Uzomah	TE	6-4	250	So.	Suwanee, GA
5	Jake Holland	LB	6-1	241	Jr.	Pelham, AL	29	Mack VanGorder	LB	6-1	193	RFr.	Gainesville, GA
15	Joshua Holsey	DB	5-11	188	Fr.	Fairburn, GA	12	Jonathan Wallace	QB	6-2	197	Fr.	Phenix City, AL
21	Jonathan Jones	DB	5-10	166	Fr.	Carrollton, GA	99	Brian Walsh	DL	6-3	303	RFr.	Winter Springs, FL
63	Alex Kozaan	OL	6-4	294	Fr.	Castle Rock, CO	75	Christian Westerman	OL	6-4	298	RFr.	Chandler, AZ
39	Alex Kvikly	K	6-2	180	RFr.	Marietta, GA	49	Jacob Westrich	LB	6-1	230	So.	Huntsville, AL
33	Chris Landrum	FB	6-3	240	RFr.	Sweet Water, AL	54	Jeffrey Whitaker	DT	6-4	307	Jr.	Warner Robins, GA
70	Robert Leff	OL	6-6	289	Fr.	Fairhope, AL	19	Ryan White	DB	5-11	198	Jr.	Tallahassee, FL
59	Jake Lembke	DS	6-2	245	Jr.	New Lenox, IL	9	Jermaine Whitehead	DB	5-11	202	So.	Greenwood, MS
55	Corey Lemonier	DE	6-4	246	Jr.	Hialeah, FL	78	Colton Wingard	OL	6-2	297	So.	Alabaster, AL
41	Alex Locker	K/P	6-3	185	Fr.	Westford, MA	90	Gabe Wright	DL	6-3	299	So.	Columbus, GA
44	Johnny Lockett	RB	5-8	192	So.	Sweet Water, AL	32	Taylor Yancey	K	6-4	200	Fr.	Castle Rock, CO
5	Ricardo Louis	WR	6-2	210	Fr.	Miami Beach, FL	56	Avery Young	OT	6-6	295	Fr.	Palm Beach Gardens, FL
43	Philip Lutzenkirchen	TE	6-5	255	Sr.	Marietta, GA	47	Patrick Young	TE	6-4	229	RFr.	Trussville, AL
41	Patrick Lymon	RB	5-10	190	So.	Huntsville, AL							



2012 DEPTH CHART

OFFENSE

QB 10 KIEHL FRAZIER (6-2, 226, So.) 15 Clint Moseley (6-4, 229, Jr.) RB 23 ONTERIO McCALEBB (5-11, 173, Sr.) 21 Tre Mason (5-10, 198, So.) -- OR-- 22 Mike Blakely (5-9, 206, R-Fr.) FB 35 JAY PROSCH (6-0, 260, Jr.) 48 Blake Burgess (6-3, 249, Jr.) WR 80 EMORY BLAKE (6-2, 193, Sr.) 18 Sammie Coates (6-2, 200, R-Fr.) 5 Ricardo Louis (6-2, 210, Fr.) WR 1 TROVON REED (6-0, 190, So.) -- OR-- 85 TRAVANTE STALLWORTH (5-9, 199, Sr.) WR 4 QUAN BRAY (5-10, 185, So.) 89 Jaylon Denson (6-3, 211, So.) TE 43 PHILIP LUTZENKIRCHEN (6-5, 255, Sr.) 11 Brandon Fulse (6-4, 249, So.) -- OR-- 81 C.J. Uzomah (6-4, 250, So.) LT 73 GREG ROBINSON (6-5, 311, R-Fr.) 72 Shon Coleman (6-6, 302, R-Fr.) LG 71 JOHN SULLEN (6-5, 313, Sr.) 63 Alex Kozan (6-4, 294, Fr.) C 50 REESE DISMUKES (6-3, 293, So.) 65 Tunde Fariyike (6-2, 301, So.) RG 62 CHAD SLADE (6-5, 301, So.) 75 Christian Westerman (6-4, 298, R-Fr.) RT 56 AVERY YOUNG (6-6, 295, Fr.) 51 Patrick Miller (6-7, 288, Fr.)

SPECIAL TEAMS

PK 36 CODY PARKEY (6-0, 194, Jr.) 39 Alex Kviklys (6-2, 180, R-Fr.) P 30 STEVEN CLARK (6-5, 232, Jr.) 37 J.D. Strawbridge (6-0, 171, Fr.) H 19 RYAN WHITE (5-11, 198, Jr.) 30 Steven Clark (6-5, 232, Jr.) DS 59 JAKE LEMBKE (6-2, 245, Jr.) 64 FORREST HILL (6-1, 242, So.)

DEFENSE

DE 95 DEE FORD (6-2, 246, Jr.) 13 Craig Sanders (6-4, 257, Jr.) --OR-- 94 Nosa Eguae (6-3, 268, Jr.) DT 98 ANGELO BLACKSON (6-4, 308, So.) 92 Kenneth Carter (6-4, 289, Jr.) 96 Devaunte Sigler (6-4, 291, So.) DT 54 JEFFREY WHITAKER (6-4, 307, Jr.) 90 Gabe Wright (6-3, 299, So.) DE 55 COREY LEMONIER (6-4, 246, Jr.) 10 LaDarius Owens (6-2, 260, So.) SLB 35 JONATHAN EVANS (5-11, 231, Sr.) 26 Justin Garrett (6-1, 215, So.) MLB 5 JAKE HOLLAND (6-1, 241, Jr.) 56 Ashton Richardson (6-1, 218, Sr.) WLB 25 DAREN BATES (5-11, 215, Sr.) 17 Kris Frost (6-2, 233, R-Fr.) CB 11 CHRIS DAVIS (5-11, 200, Jr.) 6 Jonathon Mincy (5-10, 190, So.) FS 12 DEMETRUC McNEAL (6-2, 187, Jr.) 31 Trent Fisher (6-1, 200, So.) SS 9 JERMAINE WHITEHEAD (5-11, 202, So.) 24 Ryan Smith (6-2, 204, Jr.) CB 22 T'SHARVAN BELL (6-0, 190, Sr.) 19 Ryan White (5-11, 198, Jr.)

SPECIAL TEAMS

KR 23 ONTERIO McCALEBB (5-11, 173, Sr.) 4 Quan Bray (5-10, 185, So.) PR 4 QUAN BRAY (5-10, 185, So.) 1 Trovon Reed (6-0, 190, So.)

PARTICIPATION STATISTICS

Top 20 Career Games Played (Active)

1. Ikeem Means.....41 2. Daren Bates.....40 Philip Lutzenkirchen.....40 Onterio McCalebb.....40 John Sullen.....40 6. Jamar Travis.....39 7. Emory Blake.....38 Jonathan Evans.....38 9. T'Sharvan Bell.....37 10. Dee Ford.....32 11. Blake Burgess.....29 Nosa Eguae.....29 Corey Lemonier.....29 14. Ryan Smith.....28 Demetruc McNeal.....28 Craig Sanders.....28 Travante Stallworth.....28 Jeffrey Whitaker.....28 19. Chris Davis.....27 20. Ashton Richardson.....26

Top Ten Career Games Started (Active)

1. Daren Bates.....38 2. Nosa Eguae.....24 3. Philip Lutzenkirchen.....20 4. Emory Blake.....18 5. Corey Lemonier.....17 Onterio McCalebb.....17 7. Jeffrey Whitaker.....16 8. T'Sharvan Bell.....15 Reese Dismukes.....15 John Sullen.....15

PRONUNCIATION GUIDE

No. Name Pronunciation 52 Justin DELAINE de-LANE-nee 50 Reese DISMUKES dism-yooks 94 NOSA EGUAE No-suh E-gway 65 TUNDE FARIYIKE Tune-Day Fa-ree-kay 40 Clay FINKELSTEIN fink-ell-stine 14 ERIQUE Florence E-ree-kay 10 KIEHL Frazier Kyle 45 KEYMIYA Harrell Ka-my-ah 89 Alex KVIKLYS kuh-vick-lis 55 Corey LEMONIER Lemon-ear

No. Name Pronunciation 43 Philip LUTZENKIRCHEN Lutz-in-kir-ken 18 JAVIERE Mitchell Jahv-vee-air 93 JABRIAN Niles Ja-Brian 35 Jay PROSCH prosh 1 TROVON Reed trah-von 96 DEVAUNTE Sigler De-Vaun-tay 85 TRAVANTE Stallworth Tra-von-tay 27 Robenson THEREZIE Tha-ree-zee 81 C.J. UZOMAH You-zah-mah



AUBURN - LSU SERIES RESULTS
 (LSU leads, 25-20-1)

YEAR	SCORE	SITE	DATE
1901:	AU, 28-0	at Baton Rouge	Nov. 20
1902:	LSU, 5-0	at Baton Rouge	Oct. 27
1903:	AU, 12-0	at Auburn	Nov. 11
1908:	LSU, 10-2	at Auburn	Oct. 31
1912:	AU, 7-0	at Mobile, AL	Nov. 9
1913:	AU, 7-0	at Mobile, AL	Nov. 1
1924:	AU, 3-0	at Birmingham, AL	Oct. 25
1926:	LSU, 10-0	at Montgomery, AL	Oct. 16
1927:	LSU, 9-0	at Montgomery, AL	Oct. 15
1934:	LSU, 20-6	at Baton Rouge	Oct. 13
1935:	LSU, 6-0	at Baton Rouge	Nov. 2
1936:	LSU, 19-6	at Birmingham, AL	Nov. 14
1937:	LSU, 9-7	at Baton Rouge	Nov. 13
1938:	AU, 28-6	at Birmingham, AL	Nov. 12
1939:	AU, 21-7	at Baton Rouge	Nov. 18
1940:	LSU, 21-13	at Birmingham, AL	Nov. 16
1941:	Tie, 7-7	at Baton Rouge	Nov. 15
1942:	AU, 25-7	at Birmingham, AL	Nov. 14
1969:	LSU, 21-20	at Baton Rouge	Oct. 25
1970:	LSU, 17-9	at Auburn	Oct. 24
1972:	LSU, 35-7	at Baton Rouge	Oct. 14
1973:	LSU, 20-6	at Auburn	Oct. 13
1980:	LSU, 21-17	at Baton Rouge	Oct. 11

YEAR	SCORE	SITE	DATE
1981:	AU, 19-7	at Auburn	Oct. 10
1988:	LSU, 7-6	at Baton Rouge	Oct. 8
1989:	AU, 10-6	at Auburn	Oct. 14
1992:	AU, 30-28	at Auburn	Sept. 19
1993:	AU, 34-10	at Baton Rouge	Sept. 18
1994:	AU, 30-26	at Auburn	Sept. 17
1995:	LSU, 12-6	at Baton Rouge	Sept. 16
1996:	LSU, 19-15	at Auburn	Sept. 21
1997:	AU, 31-28	at Baton Rouge	Sept. 20
1998:	LSU, 31-19	at Auburn	Sept. 19
1999:	AU, 41-7	at Baton Rouge	Sept. 18
2000:	AU, 34-17	at Auburn	Sept. 16
2001:	LSU, 27-15	at Baton Rouge	Dec. 1
2002:	AU, 31-7	at Auburn	Oct. 26
2003:	LSU, 31-7	at Baton Rouge	Oct. 25
2004:	AU, 10-9	at Auburn	Sept. 18
2005:	LSU, 20-17	at Baton Rouge [OT]	Oct. 22
2006:	AU, 7-3	at Auburn	Sept. 16
2007:	LSU, 30-24	at Baton Rouge	Oct. 20
2008:	LSU, 26-21	at Auburn	Sept. 20
2009:	LSU, 31-10	at Baton Rouge	Oct. 24
2010:	AU, 24-17	at Auburn	Oct. 23
2011:	LSU, 45-10	at Baton Rouge	Oct. 22

at Auburn: AU leads, 10-6
 at Baton Rouge: LSU leads, 15-5-1
 at Neutral Sites: AU leads, 5-4
 at Mobile, AL: AU leads, 2-0
 at Birmingham, AL: AU leads, 3-2
 at Montgomery, AL: LSU leads, 2-0

GAME-BY-GAME STATISTICS
 Last 20 Meetings

Date	Site	Result	Attend	Rank		AU			Rushing			Passing			Tot Off		LSU			Rushing			Passing			Tot Off		
				AU	LSU	FD	No	Yds	TD	C	A	I	Yds	TD	No	Yds	FD	No	Yds	TD	C	A	I	Yds	TD	No	Yds	
9-19-92	Auburn	W	30-28	76,637	---	---	19	52	158	2	15	32	2	133	0	84	291	12	32	92	2	14	28	2	201	2	60	293
9-18-93	Baton Rouge	W	34-10	71,936	---	---	27	48	265	3	21	30	0	289	1	78	554	11	26	142	0	9	37	1	103	1	63	245
9-17-94	Auburn	W	30-26	84,754	11	---	8	30	71	0	9	23	0	94	0	53	165	21	47	127	1	18	42	6	280	1	89	407
9-16-95	Baton Rouge	L	6-12	80,559	5	---	18	30	147	0	19	36	1	127	0	66	274	17	36	73	0	19	30	1	220	1	66	293
9-21-96	Auburn	L	15-19	85,214	13	21	21	35	97	1	25	39	2	266	1	74	363	12	36	90	1	14	25	2	151	0	61	241
9-20-97	Baton Rouge	W	31-28	80,538	12	10	22	33	65	2	23	45	0	342	2	78	407	19	47	377	3	6	21	2	115	1	68	492
9-19-98	Auburn	L	19-31	85,214	---	7	20	28	21	0	21	38	3	285	2	66	306	7	42	132	1	16	20	0	174	3	62	306
9-18-99	Baton Rouge	W	41-7	80,562	---	---	19	47	86	2	18	26	0	340	3	73	426	22	21	26	0	33	69	4	316	1	90	342
9-16-00	Auburn	W	34-17	85,612	24	---	22	48	196	1	21	30	0	225	2	78	421	12	26	83	0	12	30	1	214	2	56	297
12-1-01	Baton Rouge	L	14-27	92,141	22	25	15	30	116	1	13	27	2	177	1	57	293	23	42	188	1	17	35	1	243	2	77	431
10-26-02	Auburn	W	31-7	85,366	---	10	14	45	216	3	7	11	0	105	1	56	321	14	41	163	1	9	20	4	79	0	61	242
10-23-03	Baton Rouge	L	7-31	92,085	17	9	15	34	50	0	19	27	0	143	0	61	193	15	33	157	1	17	28	1	224	3	61	381
9-18-04	Auburn	W	10-9	87,451	14	5	16	39	140	0	16	27	0	170	1	66	301	18	34	131	0	12	28	1	168	1	62	308
10-22-05	Baton Rouge	L	17-20 (OT)	92,664	15	7	20	38	230	1	16	41	0	221	1	79	451	17	34	149	0	16	33	0	190	1	67	339
9-16-06	Auburn	W	7-3	87,451	3	6	13	38	72	1	11	20	1	110	0	58	182	16	23	42	0	20	37	0	269	0	60	311
10-20-07	Baton Rouge	L	24-30	92,630	18	5	16	35	97	1	18	28	0	199	2	63	296	23	33	169	0	22	35	1	319	3	68	488
9-20-08	Auburn	L	21-26	87,451	10	6	16	36	70	1	17	32	2	250	1	68	320	20	38	178	0	14	29	1	220	3	67	398
10-24-09	Baton Rouge	L	10-31	92,654	---	9	15	41	112	0	11	20	1	81	1	61	193	22	32	122	2	22	34	0	254	2	66	376
10-23-10	Auburn	W	24-17	87,451	5	6	25	52	440	3	10	16	0	86	0	68	526	18	37	115	1	16	30	1	128	1	67	243
10-22-11	Baton Rouge	L	10-45	93,098	19	1	18	34	87	1	14	24	1	161	0	58	248	23	36	174	2	16	23	0	219	3	59	393



2012 AUBURN FOOTBALL GAME NOTES

Undefeated Seasons:
1957, 1993, 2004, 2010
National Champions:
1957, 2010

Oct. 22, 2011 • CBS • Tiger Stadium (93,098) • Baton Rouge, La.



#19 AUBURN	10
#1 LSU	45

LAST MEETING WITH LSU

Rueben Randle finished with 106 yards receiving and had two first half touchdown receptions of 46 and 42 yards while Kenny Hilliard rushed for two touchdowns to lead No. 1 LSU to a 45-10 victory over No. 19 Auburn in Tiger Stadium on Oct. 22.

With the help of two Auburn penalties, LSU took the opening kickoff and drove 76 yards in eight plays, taking a 7-0 lead on a Hilliard nine-yard touchdown run.

Cody Parkey drilled a 42-yard field goal to bring Auburn to within 7-3 with 1:26 left in the first quarter. LSU cornerback Ron Brooks made a phenomenal play breaking up a 21-yard Kiehl Frazier to Travante Stallworth pass in the end zone that would have tied the game.

A penalty cost Auburn again on LSU's second touchdown drive. Jordan Jefferson threw a 42-yard touchdown pass to Randle to give the Bayou Bengals a 14-3 lead with five minutes left in the half. It was Jefferson's only pass of the first half.

On the play before, Jefferson fumbled in the backfield and it would have set up a third and long, but Kenneth Carter was flagged for a facemask penalty on Jefferson after the fumble occurred. Instead, LSU had an automatic first down and capitalized on the deep strike.

Another penalty on third down, this time pass interference on Chris Davis on a pass that was nearly picked off by Demetruce McNeal breaking in front of the receiver, led to LSU's third score, a 46-yard touchdown pass from Jarrett Lee to Randle with 40 seconds before halftime.

LSU went into the locker room leading 21-3 as LSU outgained Auburn 213 yards to 113. Auburn also had six first half penalties for 46 yards.

LSU added to its lead on its first drive of the second half as Lee threw his second touchdown pass of the game, a 10-yarder to Russell Shepard for a 28-3 lead with 9:51 left in the third. Tre Mason fumbled the ensuing kickoff after a big hit by LSU's Eric Reid, and LSU took over at the Auburn 22. Hilliard cashed in on a 1-yard dive for a touchdown to put the Tigers ahead 35-3 at the 8:12 mark.

Brooks made his second big play of the game for LSU, intercepting a Clint Moseley pass on the second play after LSU's previous score and returning it 28 yards for a touchdown to give LSU a 42-3 lead. Drew Alleman closed out the scoring for LSU with a 36-yard field goal that made it 45-3 with 13:56 left in the game.

Onterio McCalebb scored on a two-yard touchdown run to complete a 10-play, 86-yard drive as Auburn made it 45-10 LSU with 2:22 remaining.

Moseley, making his first career start, finished the game 12-of-20 for 145 yards and one interception. It was the 15th most yards by an Auburn quarterback in his first collegiate start. Michael Dyer rushed for 60 yards on 12 carries while DeAngelo Benton had two receptions for 42 yards and McCalebb three catches for 38 yards.

LSU outgained Auburn 393 yards to 248. Lee completed 14-of-20 passes for 165 yards and two touchdowns. Michael Ford rushed for 82 yards on 12 carries.

SCORING SUMMARY

Auburn	3	0	0	7	—	10
LSU	7	14	21	3	—	45

LSU - Hilliard 9 yd run (Alleman kick), 11:13, 1st
 AR - Parkey 42 yd field goal, 1:26, 1st
 LSU - Randle 42 yd pass from Jefferson (Alleman kick), 5:00, 2nd
 LSU - Randle 46 yd pass from Lee (Alleman kick), 0:40, 2nd
 LSU - Shepherd 10 yd pass from Lee (Alleman kick), 9:51, 3rd
 LSU - Hilliard 1 yd run (Alleman kick), 8:12, 3rd
 LSU - Brooks 28 yd interception return (Alleman kick), 7:27, 3rd
 LSU - Alleman 36 yd field goal, 13:56, 4th
 AU - McCalebb 2 yd run (Parkey kick), 2:22

TEAM STATISTICS

	AU	LSU
First Downs	18	23
Rushes-Yards	34-87	36-174
Passing Yards	161	219
Comp-Att-Int	14-24-1	16-23-0
Total Plays-Yards	58-248	59-393
Punts-Avg.	7-35.1	4-51.2
Fumbles/Lost	2/1	0/0
Penalties-Yards	7-51	5-60
3rd Down Conv.	4-of-12	3-of-8
Time of Possession	29:25	30:35

INDIVIDUAL STATISTICS

RUSHING: (AU) - Dyer 12-60; McCalebb 3-32 (TD); Frazier 9-31; Bray 1-8; Moseley 9-minus 44. (LSU) - Ford 12-82; Hilliard 10-65 (2TD); Blue 5-17; Magee 3-14; Jefferson 4-2; TEAM 1-minus 3; Shepard 1-minus 3.
PASSING: (AU) - Moseley 12-20-1-145; Frazier 2-4-0-16. (LSU) - Lee 14-20-0-165 (2TD); Jefferson 2-3-0-54 (TD).
RECEIVING: (AU) - McCalebb 3-38; Philip Lutzenkirchen 3-23; Benton 2-42; Reed 2-26; Bray 2-22; Stallworth 2-10. (LSU) - Randle 5-106 (2TD); Beckham 3-42; Shepard 3-10 (TD); Clement 2-40; Peterson 1-12; Wright 1-7; Blue 1-2.

CAREER STATS VS. LSU

Player	PASSING			
	C-A-I	TD	Yds.	Yds/Gm
Clint Moseley	12-20-1	0	145	145.0
Kiehl Frazier	2-4-0	0	16	16.0

Player	RUSHING			
	No.	Yds.	Avg/Carry	TD
Onterio McCalebb	10	119	11.9	2
Kiehl Frazier	9	31	3.4	0
Quan Bray	1	8	8.0	0

Player	RECEIVING			
	No.	Yds.	Avg/Catch	TD
Philip Lutzenkirchen	6	47	7.8	1
Onterio McCalebb	4	55	13.8	0
Quan Bray	2	22	11.0	0
DeAngelo Benton	2	42	21.0	0
Trovon Reed	2	26	13.0	0
Travante Stallworth	2	10	5.0	0
Emory Blake	1	16	16.0	1

Player	PUNT RETURNS			
	No.	Yds.	Avg/Return	TD
Quan Bray	2	2	1.0	0

Player	KICK RETURNS			
	No.	Yds.	Avg/Return	TD
Tre Mason	3	61	20.3	0
Robenson Therezie	3	54	18.0	0
Onterio McCalebb	2	53	26.5	0
Philip Lutzenkirchen	1	8	8.0	0

Player	DEFENSIVE			
	UA	A	Total	Misc.
Daren Bates	3	15	18	0.5 TFL
Chris Davis	4	6	10	---
Demetruce McNeal	3	5	8	---
Jonathan Evans	2	5	7	0.5 TFL
Corey Lemonier	0	5	5	---
T'Sharvan Bell	1	3	4	---
Jake Holland	0	3	3	---
Erique Florence	2	1	3	1.0 TFL
Robenson Therezie	1	2	3	---
Jermaine Whitehead	1	1	2	---
Nosa Eguae	0	2	2	---
Jonathan Mincy	1	0	1	---
Ryan Smith	1	0	1	---
Kenneth Carter	0	1	1	---
Angelo Blackson	0	1	1	---
Craig Sanders	1	0	1	1.0 TFL
Devaunte Sigler	0	1	1	---
Gabe Wright	0	1	1	---

Player	PUNTING			
	No.	Yds.	Avg/Punt	Long
Steven Clark	10	358	35.8	52

Player	KICKING			
	PAT	FGA-FGM	Long FG	Total Points
Cody Parkey	1	1-1	42	4

SEC Champions:

1957, 1983, 1987, 1988, 1989, 2010

SEC West Champions:

1997, 2000, 2001, 2002, 2004, 2005, 2010

2012 AUBURN FOOTBALL GAME NOTES



CLEMSON (3-0)

Sept. 1	vs. Auburn [ESPN]	W, 26-19
Sept. 8	BALL STATE [ACCN]	W, 52-27
Sept. 15	FURMAN [RSN]	W, 41-7
Sept. 22	at Florida State	TBA
Sept. 29	at Boston College	TBA
Oct. 6	GEORGIA TECH	TBA
Oct. 20	VIRGINIA TECH	TBA
Oct. 25	at Wake Forest [ESPN]	6:30 p.m.
Nov. 3	at Duke	TBA
Nov. 10	MARYLAND	TBA
Nov. 17	NORTH CAROLINA STATE	TBA
Nov. 24	SOUTH CAROLINA	TBA

MISSISSIPPI STATE (3-0, 1-0 SEC)

Sept. 1	JACKSON STATE [FSN]	W, 56-9
Sept. 8	AUBURN [ESPN]	W, 28-10
Sept. 15	at Troy [ESPN3]	W, 30-24
Sept. 22	SOUTH ALABAMA [PPV]	6 p.m.
Oct. 6	at Kentucky	TBA
Oct. 13	TENNESSEE	TBA
Oct. 20	MIDDLE TENNESSEE	TBA
Oct. 27	at Alabama	TBA
Nov. 3	TEXAS A&M	TBA
Nov. 10	at LSU	TBA
Nov. 17	ARKANSAS	TBA
Nov. 24	at Ole Miss	TBA

LOUISIANA-MONROE (1-1)

Sept. 8	at Arkansas [ESPN]	W, 34-31
Sept. 15	at Auburn [SECN]	L, 28-31
Sept. 21	BAYLOR [ESPN]	7 p.m.
Sept. 29	at Tulane [CST]	2:30 p.m.
Oct. 6	at Middle Tennessee [Sun Belt Network]	2:30 p.m.
Oct. 13	FLORIDA ATLANTIC [Sun Belt Network]	7 p.m.
Oct. 20	at Western Kentucky	3 p.m.
Oct. 27	SOUTH ALABAMA	6 p.m.
Nov. 3	LOUISIANA-LAFAYETTE [Sun Belt Network]	3 p.m.
Nov. 8	at Arkansas State [ESPN]	6 p.m.
Nov. 17	NORTH TEXAS	3 p.m.
Nov. 24	at Florida International	TBA

LSU (3-0)

Sept. 1	NORTH TEXAS [ESPN]	W, 41-14
Sept. 8	WASHINGTON [ESPN]	W, 41-3
Sept. 15	IDAHO [PPV]	W, 63-14
Sept. 22	at Auburn [ESPN]	6 p.m.
Sept. 29	TOWSON	TBA
Oct. 6	at Florida	TBA
Oct. 13	SOUTH CAROLINA	TBA
Oct. 20	at Texas A&M	TBA
Nov. 3	ALABAMA [CBS]	7 p.m.
Nov. 10	MISSISSIPPI STATE	TBA
Nov. 17	OLE MISS	TBA
Nov. 23	at Arkansas [CBS]	1:30 p.m.

ARKANSAS (1-2, 0-1 SEC)

Sept. 1	JACKSONVILLE STATE [PPV]	W, 49-24
Sept. 8	Louisiana-Monroe [ESPN]	L, 31-34
Sept. 15	ALABAMA [CBS]	L, 0-52
Sept. 22	RUTGERS [ESPN]	6 p.m.
Sept. 29	at Texas A&M	TBA
Oct. 6	at Auburn	TBA
Oct. 13	KENTUCKY	TBA
Oct. 27	OLE MISS	TBA
Nov. 3	TULSA	TBA
Nov. 10	at South Carolina	TBA
Nov. 17	at Mississippi State	TBA
Nov. 23	LSU [CBS]	1:30 p.m.

OLE MISS (2-1)

Sept. 1	CENTRAL ARKANSAS [PPV]	W, 49-27
Sept. 8	TEXAS-EL PASO [FSN]	W, 28-10
Sept. 15	TEXAS [ESPN]	L, 31-66
Sept. 22	at Tulane [FSN]	11 a.m.
Sept. 29	at Alabama	TBA
Oct. 6	TEXAS A&M	TBA
Oct. 13	Auburn	TBA
Oct. 27	at Arkansas	TBA
Nov. 3	at Georgia	TBA
Nov. 10	VANDERBILT	TBA
Nov. 17	at LSU	TBA
Nov. 24	MISSISSIPPI STATE	TBA

VANDERBILT (1-2, 0-1 SEC)

Aug. 30	SOUTH CAROLINA [ESPN]	L, 13-17
Sept. 8	at Northwestern [Big Ten Network]	L, 13-23
Sept. 15	PRESBYTERIAN [CSS]	W, 58-0
Sept. 22	at Georgia [ESPN2]	6:45 p.m.
Oct. 6	at Missouri	TBA
Oct. 13	FLORIDA	TBA
Oct. 20	AUBURN	TBA
Oct. 27	MASSACHUSETTS	TBA
Nov. 3	at Kentucky	TBA
Nov. 10	at Ole Miss	TBA
Nov. 17	TENNESSEE	TBA
Nov. 24	at Wake Forest	TBA

TEXAS A&M (1-1, 0-1 SEC)

Sept. 8	FLORIDA [ESPN]	L, 17-20
Sept. 15	at SOUTHERN METHODIST [FSN]	W, 48-3
Sept. 22	SOUTH CAROLINA STATE [FSN]	6 p.m.
Sept. 29	ARKANSAS	TBA
Oct. 6	at Ole Miss	TBA
Oct. 13	at Louisiana Tech [ESPN]	6:30 p.m.
Oct. 20	LSU	TBA
Oct. 27	at Auburn	TBA
Nov. 3	at Mississippi State	TBA
Nov. 10	at Alabama	TBA
Nov. 17	SAM HOUSTON STATE	TBA
Nov. 24	MISSOURI	TBA

NEW MEXICO STATE (1-1)

Aug. 30	SACRAMENTO STATE	W, 49-19
Sept. 8	at Ohio [ESPN]	L, 24-51
Sept. 15	at Texas-El Paso	L, 28-41
Sept. 22	NEW MEXICO [ESPN3]	7 p.m.
Sept. 29	TEXAS-SAN ANTONIO	7 p.m.
Oct. 6	at Idaho	4 p.m.
Oct. 20	at Utah State	2 p.m.
Oct. 27	LOUISIANA TECH	7 p.m.
Nov. 3	at Auburn	TBA
Nov. 10	SAN JOSE STATE	2:30 p.m.
Nov. 24	BRIGHAM YOUNG	2:30 p.m.
Dec. 1	at Texas State	3 p.m.

GEORGIA (3-0, 1-0 SEC)

Sept. 1	BUFFALO [SECN]	W, 45-23
Sept. 8	at Missouri [ESPN2]	W, 41-20
Sept. 15	FLORIDA ATLANTIC [CSS]	W, 56-20
Sept. 22	VANDERBILT [ESPN2]	6:45 p.m.
Sept. 29	TENNESSEE	TBA
Oct. 6	at South Carolina	TBA
Oct. 20	at Kentucky	TBA
Oct. 27	vs. Florida [CBS]	2:30 p.m.
Nov. 3	OLE MISS	TBA
Nov. 10	at Auburn	TBA
Nov. 17	GEORGIA SOUTHERN	TBA
Nov. 24	GEORGIA TECH	TBA

ALABAMA A&M (3-0)

Sept. 1	vs. Tuskegee	W, 7-6
Sept. 8	at Arkansas-Pine Bluff	W, 14-10
Sept. 15	PRAIRIE VIEW A&M	W, 42-30
Sept. 22	at Texas Southern	11 a.m.
Sept. 29	GRAMBLING STATE	6 p.m.
Oct. 6	at Mississippi Valley State	2 p.m.
Oct. 13	ALCORN STATE	1 p.m.
Oct. 27	vs. Alabama State	2:30 p.m.
Nov. 3	SOUTHERN	1 p.m.
Nov. 10	at Jackson State	2 p.m.
Nov. 17	at Auburn	TBA

ALABAMA (3-0, 1-0 SEC)

Sept. 1	vs. Michigan [ABC]	W, 41-14
Sept. 8	WESTERN KENTUCKY [SECN]	W, 35-0
Sept. 15	at Arkansas [CBS]	W, 52-0
Sept. 22	FLORIDA ATLANTIC [PPV]	4 p.m.
Sept. 29	OLE MISS	TBA
Oct. 13	at Missouri	TBA
Oct. 20	at Tennessee	TBA
Oct. 27	MISSISSIPPI STATE	TBA
Nov. 3	at LSU [CBS]	7 p.m.
Nov. 10	TEXAS A&M	TBA
Nov. 17	WESTERN CAROLINA	TBA
Nov. 24	AUBURN	TBA

Associated Press Poll

Week 3 (Sept. 16)

Rank	School	Record	Points	Pvs
1	Alabama (58)	3-0	1,498	1
2	LSU (2)	3-0	1,433	3
3	Oregon	3-0	1,356	4
4	Florida State	3-0	1,275	5
5	Georgia	3-0	1,203	7
6	Oklahoma	2-0	1,181	5
7	South Carolina	3-0	1,081	8
8	West Virginia	2-0	1,051	9
9	Stanford	3-0	1,009	21
10	Clemson	3-0	899	11
11	Notre Dame	3-0	854	20
12	Texas	3-0	816	14
13	USC	2-1	776	2
14	Florida	3-0	743	18
15	Kansas State	3-0	683	15
16	Ohio State	3-0	680	12
17	TCU	2-0	535	16
18	Michigan	2-1	448	17
19	UCLA	3-0	429	22
20	Louisville	3-0	366	19
21	Michigan State	2-1	318	10
22	Arizona	3-0	296	24
23	Mississippi State	3-0	106	NR
24	Boise State	1-1	95	NR
25	Nebraska	2-1	80	NR

Others Receiving Votes: Oregon State 68, Baylor 55, Northwestern 41, Ohio 20, Rutgers 19, Oklahoma State 19, Iowa State 15, Virginia Tech 13, Cincinnati 9, Tennessee 6, Wisconsin 5, Texas Tech 5, Missouri 4, **Texas A&M 4**, Georgia Tech 3, Fresno State 2, Utah 1

USA Today Coaches Poll

Week 3 (Sept. 16)

Rank	School	Record	Points	Pvs
1	Alabama (54)	3-0	1,470	1
2	LSU (5)	3-0	1,411	2
3	Oregon	3-0	1,339	4
4	Florida State	3-0	1,240	6
5	Oklahoma	2-0	1,201	5
6	Georgia	3-0	1,150	7
7	West Virginia	2-0	1,114	8
8	South Carolina	3-0	1,071	9
9	Clemson	3-0	955	11
10	Texas	3-0	869	12
11	Stanford	3-0	868	16
12	Southern California	2-1	779	3
13	Kansas State	3-0	767	14
14	Florida	3-0	689	17
15	Notre Dame	3-0	681	19
16	TCU	2-0	675	15
17	Michigan	2-1	507	18
18	Louisville	3-0	434	20
19	UCLA	3-0	375	23
20	Michigan State	2-1	354	10
21	Arizona	3-0	296	25
22	Nebraska	2-1	194	24
23	Mississippi State	3-0	99	NR
24	Wisconsin	2-1	97	22
25	Oklahoma State	2-1	73	NR

Others Receiving Votes: Virginia Tech 71, Boise State 70, Baylor 54, Cincinnati 39, Northwestern 33, Iowa State 29, Rutgers 29, Oregon State 24, Georgia Tech 20, Louisiana Tech 18, Missouri 18, Texas Tech 15, Brigham Young 8, **Texas A&M 7**, Tennessee 6, Utah 6, Arizona State 5, Ohio 5, **Louisiana-Monroe 4**, Western Kentucky 3, Washington 2, San Jose State 1.

Bold denotes SEC teams and 2012 opponents



Sept. 1, 2012 • ESPN • Georgia Dome (75,211) • Atlanta, Ga.

Scoreboard for Sept. 1, 2012 game: #14 CLEMSON 26, AUBURN 19

GAME 1

Cody Parkey made a career-high four field goals and Tre Mason rushed for a career-high 106 yards for Auburn but No. 14 Clemson edged past the Tigers for a hard-fought 26-19 victory in the Chick-fil-A Game in the season opener for both teams at the Georgia Dome on Saturday.

Emory Blake caught four passes for a career-high 109 yards and a touchdown while sophomore Kiehl Frazier threw for 194 yards and one touchdown on 11-of-27 passing and one interception in his first career start for Auburn. Tre Mason rushed for a career-high 106 yards while Onterio McCalebb add 82 yards.

The game was tied at 16 entering the final quarter after Parkey tied with a field goal with 55 seconds left in the third. Daren Bates intercepted Tajh Boyd and returned it 12 yards to the Clemson 35 on the first play of the fourth quarter. It set up Parkey making his career-high fourth field goal of the game, a 36-yarder to give Auburn a 19-16 lead with 12:50 remaining.

Clemson then scored the final 10 points of the game to outlast Auburn.

In the back-and-forth game, Clemson came right back on a 10-play, 75-yard drive as Boyd threw a 4-yard fade route to DeAndre Hopkins, who had a Clemson single-game record 13 receptions for 119 yards, in the back right corner of the end zone as Clemson took the lead for good, 23-19, with 9:17 left.

Clemson stopped Auburn on the next possession and drove 79 yards on the strength of Andre Ellington's 45-yard run to the Auburn 8. Auburn's defense stopped Clemson at the 1-yard line for the second time to give itself another shot. Chandler Catanzaro made his fourth field goal of the game for a 26-19 Clemson lead with 1:24 left.

Ellington rushed for 231 yards on 26 carries while Boyd threw for 208 yards and a touchdown on 24-of-34 passing.

Clemson opened the game's scoring as Catanzaro made a 39-yard field goal with 5:22 left in the first quarter. Auburn's defense held after Clemson drove 83 yards down to the Auburn 1-yard line.

SCORING SUMMARY

Scoring summary table for Sept. 1, 2012 game

- Clemson - Catanzaro 24-yard field goal, 5:22, 1st
AU - Blake 54-yard pass from Frazier (Parkey kick), 3:38, 1st
CU - Catanzaro 40-yard field goal, 10:06, 2nd
CU - McDowell 7-yard run (Catanzaro kick), 7:26, 2nd
AU - Parkey 37-yard field goal, 1:24, 2nd
AU - Parkey 46-yard field goal, 8:38, 3rd
CU - Catanzaro 37-yard field goal, 4:39, 3rd
AU - Parkey 27-yard field goal, 0:55, 3rd
AU - Parkey 36-yard field goal, 12:50, 4th
CU - Hopkins 4-yard pass from Boyd (Catanzaro kick), 9:17, 4th
CU - Catanzaro 18-yard kick, 1:24, 4th

TEAM STATISTICS

Team statistics table for Sept. 1, 2012 game

INDIVIDUAL STATISTICS

RUSHING: (CU) - Ellington 26-231; Boyd 19-58; Howard 4-23; McDowell 3-8 (TD); (AU) Mason 14-106; McCalebb 12-82; Blakely 1-2; Bray 1-(-1); Frazier 9-(-9).

PASSING: (CU) - 24-34-1-208 (TD); (AU) - Frazier 11-27-1-194 (TD).

RECEIVING: (CU) - Hopkins 13-119 (TD); Ford 5-51; Peake 4-21; Humphries 2-17; (AU) Blake 4-109 (TD); Lutzenkirchen 4-71; McCalebb 2-6; Bray 1-8.

Auburn struck back quickly four plays later as Frazier threw a 54-yard touchdown pass to Blake to put Auburn ahead 7-3 with 3:38 remaining in the opening quarter.

Catanzaro made a 40-yard field goal to bring Clemson to within 7-6 after the Tigers recovered a Tre Mason fumble just past midfield. Auburn had driven from its own 1-yard line to the Clemson 48 before Auburn's impressive drive ended with the turnover on the first possession of the second quarter.

Ellington's 68-yard run to the Auburn 15 followed by a Ryan White personal foul penalty set up Clemson's first touchdown on a 7-yard run by Roderick McDowell for a 13-7 Clemson lead with 7:26 left in the half. Clemson's drive covered 85 yards in only three plays.

Parkey's 37-yard field goal closed Auburn to within 13-10 with 1:24 before the half. On the drive, Frazier's 38-yard completion to Philip Lutzenkirchen to the Clemson 13 was the big play.

The Chick-fil-A Kickoff Game record crowd of 75,211 saw Auburn gain 374 yards on 64 plays while Clemson had 528 yards total offense on 87 plays. Auburn rushed for 180 yards to Clemson's 320, 231 of it from Ellington.

Sept. 8, 2012 • ESPN • Davis Wade Stadium (56,111) • Starkville, Miss.

Scoreboard for Sept. 8, 2012 game: AUBURN 10, MISSISSIPPI STATE 28

GAME 2

Tyler Russell threw for three touchdowns and 222 yards to lead Mississippi State to 28-10 victory over Auburn in the SEC opener for both teams at Scott Field on Saturday. Demetruce McNeal led the Tigers with a career-high 18 tackles.

With the Auburn offense struggling in the first half, Onterio McCalebb returned the second half kickoff 100 yards for a touchdown to give the Tigers a 10-7 lead. It was the second of his career, the other an 83-yarder vs. Alabama last year, and Auburn's first 100-yarder since Tim Carter vs. LSU in 2000.

However, it was all Mississippi State after that.

Mississippi State (2-0, 1-0) answered quickly as the Bulldogs drove 75 yards in eight plays to regain the lead, 14-10, on Russell's 13-yard touchdown pass to Chad Bumphis touchdown with 11:35 left in the third.

After holding Auburn (0-2, 0-1) to another three and out, State drove 58 yards and took a 21-10 lead on Russell's third touchdown pass, a 3-yard play action to a wide-open Marcus Green, who scored his second of the day, in the back corner of the end zone with 4:38 to go in the third.

The Bulldogs iced the game as LaDarius Perkins scampered 21 yards breaking four tackles to give State a 28-10 lead with 12:33 left in the game.

Mississippi State outgained Auburn 388 to 216 as the Tigers didn't score an offensive touchdown. The Tigers had 91 yards rushing, led by freshman Mike Blakely's 42 yards on 11 carries. Kiehl Frazier completed on 13-of-22 passes for 125 yards to go along with five turnovers, three interceptions and two fumbles. Quan Bray had six receptions for 50 yards while Emory Blake caught two passes for 31 yards.

Jonathon Mincy forced a State fumble on Russell's 8-yard completion to Chris Smith, and it was recovered by the Tigers' Jermaine Whitehead, a Greenville, Miss., native, at the State 39 with a minute left in the first.

SCORING SUMMARY

Scoring summary table for Sept. 8, 2012 game

- AU - Parkey 23-yard field goal, 9:40, 2nd
MS - Green 30-yard pass from Russell (Bell kick), 6:53, 2nd
AU - McCalebb 100-yard kickoff return (Parkey kick), 14:46, 3rd
MS - Bumphis 13-yard pass from Russell (Bell kick), 11:35, 3rd
MS - Green 3-yard pass from Russell (Bell kick), 4:38, 3rd
MS - Perkins 21-yard run (Bell kick), 12:33, 4th

TEAM STATISTICS

Team statistics table for Sept. 8, 2012 game

INDIVIDUAL STATISTICS

RUSHING: (MS) - Perkins 14-83 (TD), Milton 6-30, Robinson 6-32, Griffin 2-21; (AU) Blakely 11-42, Mason 8-25, Frazier 11-22, McCalebb 8-4.

PASSING: (MS) Russell 20-29-0, 222 (3 TD); (AU) - Frazier 13-22-3, 125.

RECEIVING: (MS) - Smith 5-46, Green 4-54 (2 TD), Bumphis 3-47 (TD), Perkins 3-17; (AU) Bray 6-50, Blake 2-31, Lutzenkirchen 2-12, Reed 1-17.

The Tigers, which converted a fourth and one at the State 19, took a 3-0 lead on a 23-yard Cody Parkey field goal with 9:40 left in the second despite having it on the Bulldog 5 with a second and goal.

Mississippi State took a 7-3 lead as Russell completed a 30-yard touchdown pass to Green with 6:53 left in the half. Johnathan Banks then intercepted a Frazier pass a play later to set the Bulldogs up at the Auburn 34. The Auburn defense made a huge stop as Angelo Blackson blocked a 43-yard field goal attempt by Bell with 4:24 left.

Auburn's defense kept the Tigers in the game in the first half as State outgained Auburn 157-65. The Tigers rushing attack was led by Blakely, who gained 38 of the yards on nine rushes. Frazier completed 1-of-7 passes for -2 yards and had two interceptions.

Perkins led State's rushing attack with 83 yards on 14 carries and a touchdown while Green had four receptions for 54 yards and two touchdowns and Smith five receptions for 46 yards.



Sept. 15, 2012 • SECN • Jordan-Hare Stadium (85,214) • Auburn, Ala.

ULM 28

AUBURN 31 (OT)

GAME 3

Cody Parkey's overtime field goal clinched Auburn's first win of the season as it defeated Louisiana-Monroe, 31-28, on Saturday afternoon at Jordan-Hare Stadium. Angelo Blackson made Parkey's game-winning kick possible as he blocked a ULM field goal attempt just minutes earlier during ULM's first overtime possession.

Auburn (1-2) saw a 14-point lead disappear late in the fourth quarter as ULM (1-1) rallied from a 28-14 deficit to tie the game with 1:18 left in regulation before the overtime heroics from Blackson and Parkey.

Auburn finished the game with a season-high 418 yards of total offense, including 255 on the ground. Onterio McCalebb finished with a 128 yards, his fourth career 100-yard rushing game, while Tre Mason had 90 yards rushing on a game-high 22 carries.

Kiehl Frazier was 10-of-18 for 130 yards with a touchdown and an interception while his counterpart from ULM, Kolton Browning, was 28-of-46 for 237 yards with three touchdowns.

ULM went 89 yards on its first drive of the game, a 12-play march, and converted on a fourth-and-goal from the one to take the early touchdown lead, 7-0. The drive was capped by a Browning to Harley Scioneaux pass into the corner of the end zone, the first of two touchdown catches for the ULM tight end.

Auburn answered with a five-play, 76-yard scoring drive of its own on its first possession. McCalebb had three carries on the drive, including the 27-yard touchdown run, while Mason had a 34-yard reception on the previous play to get Auburn into ULM territory as Auburn tied it at 7-7.

Browning put ULM back up a touchdown, 14-7, with his 39-yard touchdown run up the middle with 3:52 left in the first half. The run capped a six-play, 80-yard drive that ate up just 2:54 of clock time. Auburn immediately answered with a quick strike of its own, using a Quan Bray pass back to Frazier for the score. The pass covered 33 yards as Auburn went 75 yards in four plays to tie it at 14-14 with 2:18 left in the half.

Auburn struck one more time before the half as Frazier's 33-yard pass to Sammie Coates as time expired put Auburn ahead, 21-14. Auburn took advantage of a 33-yard punt by the

Warhawks' Justin Manton from his own seven yard line to set up the score as Auburn had just 22 seconds and no timeouts to work with.

Auburn came out of halftime with an 11-play, 65-yard drive that put it up by two touchdowns, 28-14. Mason rushed seven times on the drive, covering 22 yards including the one-yard touchdown run.

The game remained a 14-point contest until ULM went 59 yards on nine plays midway through the fourth quarter to draw within a touchdown, 28-21. Scioneaux, who had just two catches on the day, caught the Browning pass in the corner of the end zone for the score.

Auburn went three-and-out on its next possession, allowing ULM to start its drive on its own 35 with 4:37 left. A six-yard touchdown pass to Colby Harper in the left flat and Manton's extra-point tied it at 28-28.

Auburn blocked a pair of kicks in the game; along with Blackson's overtime stop, Corey Lemonier blocked a Manton 31-yard field goal attempt.

SCORING SUMMARY

ULM	7	7	0	14	0	--	28
Auburn	7	14	7	0	3	--	31

ULM - Scioneaux 1-yard pass from Browning (Manton kick), 8:22, 1st
 AU - McCalebb 27-yard run (Parkey kick), 6:06, 1st
 ULM - Browning 39-yard run (Manton kick), 3:52, 2nd
 AU - Frazier 33-yard pass from Bray (Parkey kick), 2:18, 2nd
 AU - Coates 33-yard pass from Frazier (Parkey kick), 0:00, 2nd
 AU - Mason 1-yard run (Parkey kick), 10:40, 3rd
 ULM - Scioneaux 4-yard pass from Browning (Manton kick), 6:15, 3rd
 ULM - Harper 6-yard pass from Browning (Manton kick), 1:18, 3rd
 AU - Parkey 35-yard field goal, 0:00, 1st OT

TEAM STATISTICS

	ULM	AU
First Downs	27	19
Rushes-Yards	41-165	42-255
Passing Yards	245	163
Comp-Att-Int	29-48-0	11-19-1
Total Plays-Yards	89-410	61-418
Punts-Avg.	5-43.2	6-40.2
Fumbles/Lost	0/0	1/1
Penalties-Yards	2-20	7-65
3rd Down Conv.	9-of-21	6-of-13
Time of Possession	34:45	25:15

INDIVIDUAL STATISTICS

RUSHING: (ULM) - Edwards 17-76, Browning 14-58 (TD), Gamel 1-14, Bailey 6-13, Leonard 1-5, Washington 1-0; (AU) McCalebb 11-128 (TD), Mason 22-90 (TD), Blakely 3-32, Frazier 5-8.

PASSING: (ULM) Browning 28-46-0, 237 (3 TD), Wells 1-2-0, 8; (AU) Frazier 10-18-1, 130 (TD), Bray 1-1-0, 33 (TD).

RECEIVING: (ULM) - Leonard 7-53, Hamm 5-57, Harper 5-40 (TD), Maye 4-45, Cook 2-11, Scioneaux 2-5 (2 TD), Edwards 1-20, Cain 1-8, Milton 1-7, Bailey 1-(-1); (AU) Coates 2-34 (TD), Blake 2-26, Bray 2-14, McCalebb 2-6, Mason 1-34, Frazier 1-33 (TD), Lutzenkirchen 1-16.



2012 AUBURN FOOTBALL GAME NOTES

Undefeated Seasons:
1957, 1993, 2004, 2010
National Champions:
1957, 2010

2012 STATISTICS

RECORD.....	OVERALL	HOME	AWAY	NEUTRAL
ALL GAMES.....	1-2-0	1-0-0	0-1-0	0-1-0
CONFERENCE.....	0-1-0	0-0-0	0-1-0	0-0-0
NON-CONFERENCE.....	1-1-0	1-0-0	0-0-0	0-1-0

DATE	OPPONENT	W/L	SCORE	ATTEND
9/1/2012	vs. Clemson	L	19-26	75,211
9/8/2012	at Mississippi State*	L	10-28	56,111
9/15/2012	LOUISIANA-MONROE	(OT) W	31-28	85,214
9/22/2012	LSU			
10/6/2012	ARKANSAS			
10/13/2012	at Ole Miss			
10/20/2012	at Vanderbilt			
10/27/2012	TEXAS A&M			
11/3/2012	NEW MEXICO STATE			
11/10/2012	GEORGIA			
11/17/2012	ALABAMA A&M			
11/24/2012	at Alabama			

RUSHING.....	GP	Att	Gain	Loss	Net	Avg	TD	Long	Avg/G
Tre Mason.....	3	44	223	2	221	5.0	1	30	73.7
Onterio McCalebb.....	3	31	239	25	214	6.9	1	43	71.3
Mike Blakely.....	3	15	76	0	76	5.1	0	19	25.3
Kiehl Frazier.....	3	25	58	37	21	0.8	0	8	7.0
Quan Bray.....	3	1	0	1	-1	-1.0	0	0	-0.3
TEAM.....	3	2	0	5	-5	-2.5	0	0	-1.7
Total.....	3	118	596	70	526	4.5	2	43	175.3
Opponents.....	3	129	712	61	651	5.0	3	68	217.0

PASSING.....	G	Effic	Cmp-Att-Int	Pct	Yds	TD	Lng	Avg/G
Kiehl Frazier.....	3	101.96	34-67-5	50.7	449	2	54	149.7
Quan Bray.....	3	707.20	1-1-0	100.0	33	1	33	11.0
Total.....	3	110.86	35-68-5	51.5	482	3	54	160.7
Opponents.....	3	134.64	73-112-1	65.2	675	7	32	225.0

RECEIVING.....	G	No.	Yds	Avg	TD	Long	Avg/G
Quan Bray.....	3	9	72	8.0	0	16	24.0
Emory Blake.....	3	8	166	20.8	1	54	55.3
Philip Lutzenkirchen.....	3	7	99	14.1	0	38	33.0
Onterio McCalebb.....	3	5	19	3.8	0	11	6.3
Sammie Coates.....	2	2	34	17.0	1	33	17.0
Tre Mason.....	3	1	34	34.0	0	34	11.3
Kiehl Frazier.....	3	1	33	33.0	1	33	11.0
Trovan Reed.....	3	1	17	17.0	0	17	5.7
Travante Stallworth.....	3	1	8	8.0	0	8	2.7
Total.....	3	35	482	13.8	3	54	160.7
Opponents.....	3	73	675	9.2	7	32	225.0

TEAM STATISTICS.....	AU.....	OPP.....
SCORING.....	60	82
Points Per Game.....	20.0	27.3
FIRST DOWNS.....	51	78
Rushing.....	26	33
Passing.....	22	37
Penalty.....	3	8
RUSHING YARDAGE.....	526	651
Yards gained rushing.....	596	712
Yards lost rushing.....	70	61
Rushing Attempts.....	118	129
Average Per Rush.....	4.5	5.0
Average Per Game.....	175.3	217.0
TDs Rushing.....	2	3
PASSING YARDAGE.....	482	675
Comp-Att-Int.....	35-68-5	73-112-1
Average Per Pass.....	7.1	6.0
Average Per Catch.....	13.8	9.2
Average Per Game.....	160.7	225.0
TDs Passing.....	3	7
TOTAL OFFENSE.....	1008	1326
Total Plays.....	186	241
Average Per Play.....	5.4	5.5
Average Per Game.....	336.0	442.0
KICK RETURNS: #-Yards.....	6-193	5-59
PUNT RETURNS: #-Yards.....	4-23	1-7
INT RETURNS: #-Yards.....	1-12	5-73
KICK RETURN AVERAGE.....	32.2	11.8
PUNT RETURN AVERAGE.....	5.8	7.0
INT RETURN AVERAGE.....	12.0	14.6
FUMBLES-LOST.....	6-4	2-1
PENALTIES-Yards.....	20-160	13-111
Average Per Game.....	53.3	37.0
PUNTS-Yards.....	15-604	13-531
Average Per Punt.....	40.3	40.8
Net punt average.....	39.8	39.1
KICKOFFS-Yards.....	13-881	17-1079
Average Per Kick.....	67.8	63.5
Net kick average.....	51.8	37.4
TIME OF POSSESSION/Game.....	27:36	32:24
3RD-DOWN Conversions.....	12/38	18/48
3rd-Down Pct.....	32%	38%
4TH-DOWN Conversions.....	2/3	5/7
4th-Down Pct.....	67%	71%
SACKS BY-Yards.....	7-41	5-30
MISC YARDS.....	7	0
TOUCHDOWNS SCORED.....	6	10
FIELD GOALS-ATTEMPTS.....	6-6	4-9
ON-SIDE KICKS.....	0-0	0-0
RED-ZONE SCORES.....	(6-8) 75%	(10-13) 77%
RED-ZONE TOUCHDOWNS.....	(1-8) 13%	(7-13) 54%
PAT-ATTEMPTS.....	(6-6) 100%	(10-10) 100%
ATTENDANCE.....	85214	56111
Games/Avg Per Game.....	1/85214	1/56111
Neutral Site Games.....		1/75211

SCORE BY QUARTERS.....	1st	2nd	3rd	4th	OT	Total
Auburn.....	14	20	20	3	3	60
Opponents.....	10	24	17	31	0	82

SEC Champions:
1957, 1983, 1987, 1988, 1989, 2004, 2010
SEC West Champions:
1997, 2000, 2001, 2002, 2004, 2005, 2010

2012 AUBURN FOOTBALL GAME NOTES



2012 STATISTICS

PUNT RETURNS.....	No.	Yds	Avg	TD	Long
Quan Bray.....	4	23	5.8	0	18
Total.....	4	23	5.8	0	18
Opponents.....	1	7	7.0	0	7

INTERCEPTIONS.....	No.	Yds	Avg	TD	Long
Daren Bates.....	1	12	12.0	0	12
Total.....	1	12	12.0	0	12
Opponents.....	5	73	14.6	0	31

KICK RETURNS.....	No.	Yds	Avg	TD	Long
Onterio McCalebb.....	4	162	40.5	1	100
Quan Bray.....	1	21	21.0	0	21
Craig Sanders.....	1	10	10.0	0	10
Total.....	6	193	32.2	1	100
Opponents.....	5	59	11.8	0	15

FUMBLE RETURNS.....	No.	Yds	Avg	TD	Long
Total.....	0	0	0.0	0	0
Opponents.....	1	4	4.0	0	4

SCORING.....	TD	PATs						Points	
		FGs	Kick	Rush	Rcv	Pass	DXP		Saf
Cody Parkey.....	0	6-6	6-6	0-0	0	0-0	0	0	24
Onterio McCalebb.....	2	0-0	0-0	0-0	0	0-0	0	0	12
Tre Mason.....	1	0-0	0-0	0-0	0	0-0	0	0	6
Sammie Coates.....	1	0-0	0-0	0-0	0	0-0	0	0	6
Emory Blake.....	1	0-0	0-0	0-0	0	0-0	0	0	6
Kiehl Frazier.....	1	0-0	0-0	0-0	0	0-0	0	0	6
Total.....	6	6-6	6-6	0-0	0	0-0	0	0	60
Opponents.....	10	4-9	10-10	0-0	0	0-0	0	0	82

TOTAL OFFENSE.....	G	Plays	Rush	Pass	Total	Avg/G
Kiehl Frazier.....	3	92	21	449	470	156.7
Tre Mason.....	3	44	221	0	221	73.7
Onterio McCalebb.....	3	31	214	0	214	71.3
Mike Blakely.....	3	15	76	0	76	25.3
Quan Bray.....	3	2	-1	33	32	10.7
TEAM.....	3	2	-5	0	-5	-1.7
Total.....	3	186	526	482	1008	336.0
Opponents.....	3	241	651	675	1326	442.0

FIELD GOALS.....	FGM-FGA	Pct	01-19	20-29	30-39	40-49	50-99	Lg	Blk
Cody Parkey.....	6-6	100.0	0-0	2-2	3-3	1-1	0-0	46	0

FG SEQUENCE	Auburn	OPPONENTS
Clemson	(37),(46),(27),(36)	(24),(40),55,(37),(18)
Mississippi State	(23)	36, 43
Louisiana-Monroe	(35)	31, 37
LSU		
Arkansas		
Ole Miss		
Vanderbilt		
Texas A&M		
New Mexico State		
Georgia		
Alabama A&M		
Alabama		

Numbers in (parentheses) indicate field goal was made.

PUNTING.....	No.	Yds	Avg	Long	TB	FC	I20	Blkd
Steven Clark.....	15	604	40.3	51	0	9	3	0
Total.....	15	604	40.3	51	0	9	3	0
Opponents.....	13	531	40.8	49	0	7	5	0

KICKOFFS.....	No.	Yds	Avg	TB	OB	Retn	Net	YdLn
Cody Parkey.....	13	881	67.8	8	0			
Total.....	13	881	67.8	8	0	59	47.8	17
Opponents.....	17	1079	63.5	10	0	193	37.4	27

ALL PURPOSE.....	G	Rush	Rec	PR	KOR	IR	Tot	Avg/G
Onterio McCalebb.....	3	214	19	0	162	0	395	131.7
Tre Mason.....	3	221	34	0	0	0	255	85.0
Emory Blake.....	3	0	166	0	0	0	166	55.3
Quan Bray.....	3	-1	72	23	21	0	115	38.3
Philip Lutzenkirchen.....	3	0	99	0	0	0	99	33.0
Mike Blakely.....	3	76	0	0	0	0	76	25.3
Kiehl Frazier.....	3	21	33	0	0	0	54	18.0
Sammie Coates.....	2	0	34	0	0	0	34	17.0
Trovan Reed.....	3	0	17	0	0	0	17	5.7
Daren Bates.....	3	0	0	0	0	12	12	4.0
Craig Sanders.....	3	0	0	0	10	0	10	3.3
Travante Stallworth.....	3	0	8	0	0	0	8	2.7
TEAM.....	3	-5	0	0	0	0	-5	-1.7
Total.....	3	526	482	23	193	12	1236	412.0
Opponents.....	3	651	675	7	59	73	1465	488.3



2012 DEFENSIVE STATISTICS

DEFENSIVE LEADERS	-----Tackles-----			Total	-Sacks-		-----Pass Def-----		---Fumbles---		Blkd	Rcv-Yds	FF	Kick	Saf
	GP	Solo	Ast		TFL/Yds	No-Yards	Int-Yds	BrUp	QBH						
25 Daren Bates.....	3	11	27	38	2.0-8	1.0-8	1-12	2	3
9 Jermaine Whitehead.....	3	12	19	31	1.5-5	1.0-5	.	2	.	1-0
12 Demetruce McNeal.....	3	15	14	29	2.5-7	.	.	1
5 Jake Holland.....	3	8	19	27	.	.	.	2	1
22 T'Sharvan Bell.....	3	9	7	16	.	.	.	2
55 Corey Lemonier.....	3	7	9	16	3.0-14	3.0-14	.	.	4	.	.	.	1	.	.
11 Chris Davis.....	3	7	7	14	1.0-1	.	.	1
6 Jonathan Mincy.....	3	10	4	14	1
24 Ryan Smith.....	1	6	6	12
95 Dee Ford.....	3	7	4	11	2.5-15	2.0-14	.	1	3
92 Kenneth Carter.....	3	3	6	9	1.0-1	.	.	.	1
19 Ryan White.....	2	6	1	7
98 Angelo Blackson.....	3	3	4	7	1.5-3	.	.	1	2	.
94 Nosa Eguae.....	3	4	2	6	1
26 Justin Garrett.....	3	.	4	4
54 Jeffrey Whitaker.....	3	1	2	3	2
31 Trent Fisher.....	2	1	2	3
10 LaDarius Owens.....	3	1	2	3
5 Ricardo Louis.....	1	2	.	2
21 Jonathan Jones.....	2	2	.	2
35 Jonathan Evans.....	3	2	.	2	1
13 Craig Sanders.....	3	1	.	1
15 Joshua Holsey.....	2	1	.	1
56 Ashton Richardson.....	3	.	1	1
23 Onterio McCalebb.....	3	1	.	1
21 Tre Mason.....	3	1	.	1
90 Gabe Wright.....	3	3
Total.....	3	121	140	261	15-54	7-41	1-12	12	19	1-0	1	3	.	.	.
Opponents.....	3	101	100	201	21.0-74	5-30	5-73	8	7	4-4	5

SPECIAL TEAMS TACKLES

SPECIAL TEAMS	-----Tackles-----		
	Solo	Ast	Total
5 Ricardo Louis.....	2	0	2
22 T'Sharvan Bell.....	1	0	1
21 Jonathan Jones.....	1	0	1
12 Demetruce McNeal.....	1	0	1
15 Joshua Holsey.....	1	0	1

SEC Champions:
1957, 1983, 1987, 1988, 1989, 2004, 2010
SEC West Champions:
1997, 2000, 2001, 2002, 2004, 2005, 2010

2012 AUBURN FOOTBALL GAME NOTES



2012 SCORING DRIVES

Plays	Yards	TOP	Qtr	Scoring Play
CLEMSON				
4	75	1:44	1	E. Blake 54-yard pass from K. Frazier
12	55	6:02	2	C. Parkey 37-yard field goal
7	32	3:04	3	C. Parkey 46-yard field goal
10	65	3:44	3	C. Parkey 27-yard field goal
6	16	2:03	4	C. Parkey 36-yard field goal
MISSISSIPPI STATE				
12	33	6:07	2	C. Parkey 23-yard field goal
--	100	--	3	O. McCalebb 100-yard kickoff return
LOUISIANA-MONROE				
5	76	2:16	1	O. McCalebb 27-yard run
4	75	1:34	2	K. Frazier 33-yard pass from Q. Bray
3	38	0:22	2	S. Coates 33-yard pass from K. Frazier
11	65	4:20	3	T. Mason 1-yard run
3	7	---	OT	C. Parkey 35-yard field goal

Average Scoring Drive: Plays: 7.4 Yards: 53.0 Time: 3:17

MISCELLANEOUS STATISTICS

Average Time of Possession (by Quarter)

	1	2	3	4	Total
AUBURN.....	5:48	7:35	7:00	7:13	27:36
Opponents.....	9:12	7:25	8:00	7:46	32:23

Third Down Conversions (by Quarter)

	1	2	3	4/OT	Total
AUBURN	3-8	3-10	4-9	2-11	12-38
Pct.....	37.5%	30.0%	44.4%	18.2%	31.6%
Opponents	5-13	5-12	4-11	4-12	18-48
Pct.....	38.5%	41.7%	36.4%	25.0%	37.5%

Third Down Conversions (by Yardage)

	Yards to go	1-3	4-6	7-10	11+	Total
AUBURN	6 of 11	4 of 6	1 of 10	1 of 11	12 of 38
Pct.....	54.5%	66.7%	10.0%	9.1%	31.6%
Opponents	6 of 17	5 of 9	7 of 15	0 of 7	19 of 48
Pct.....	35.3%	55.6%	46.7%	0.0%	37.5%

Red Zone

AU Scores/Times in Red Zone: 6/8 (.750)
 AU TDs/Times in Red Zone: 1/8 (.125)
 Scores (6): 1 TD, 5 FG
 Non-Scores (2): 0 Half, 0 FGA, 1 INT, 1 Fumble, 0 Downs, 0 Half
 Opp. Scores/Times in Red Zone: 10/13 (.769)
 Opp. TDs/Times in Red Zone: 7/13 (.538)
 Scores (10): 7 TD, 3 FG
 Non-Scores (3): 0 INT, 3 FGA, 0 Fumble, 0 Downs, 0 Half

Turnovers

Takeaways — 2, Giveaways — 9
 Difference — -7
 Points Off TOs — AU 6, Opp. 17
 Points Off TOs/Game — AU 2.0, Opp. 5.7

Kickoffs

Kickoffs — 13
 Parkey — 13 KO, 8 TB, 0 OB
 Touchbacks — 8
 Out of Bounds — 0
 Opp. Returns — 5 for 59 yards (11.8)
 On-side kicks — 0-for-0



2012 GAME-BY-GAME TEAM STATISTICS

Game	Score	Tot	First Downs Ru-Pa-Pe	Rushing No-Yds-TD	Passing C-A-I	Yds	TD	Total Off. Pl-Yds	Punts No-Avg	Fum. F/L	Penalties No-Yds	3rd Dns	Time of Poss
Clemson vs. Auburn	26 19	28 17	17-10-1 9-8-0	52-320-1 37-180-0	24-35-1 11-27-1	208 194	1 1	87-528 64-374	3-38.3 3-39.3	1/0 3/1	6-30 6-38	8-17 4-13	31:45 28:15
Auburn at Mississippi State	10 28	15 23	5-8-2 10-11-2	39-91-0 36-166-1	13-22-3 20-29-0	125 222	0 3	61-216 65-388	6-40.8 5-40.0	2/2 1/1	7-57 5-61	2-12 1-10	29:19 30:41
Louisiana-Monroe at Auburn	28 31	27 19	6-16-5 12-6-1	41-165-1 42-255-2	29-48-0 11-19-1	245 163	3 2	89-410 61-418	5-43.2 6-40.2	0/0 1/1	2-20 7-65	9-21 6-13	34:45 40:15
LSU at Auburn													
Arkansas at Auburn													
Auburn at Ole Miss													
Auburn at Vanderbilt													
Texas A&M at Auburn													
New Mexico State at Auburn													
Georgia at Auburn													
Alabama A&M at Auburn													
Auburn at Alabama													

STARTING LINEUPS

OFFENSE	QB	RB	FB/WR	WR	WR/TE	TE	LT	LG	C	RG	RT
vs. Clemson	Frazier	McCalebb	Prosch	Blake	Fulse (TE)	Lutzenkirchen	Robinson	Sullen	Fariyike	Slade	A. Young
at Mississippi State	Frazier	McCalebb	Stallworth (WR)	Blake	Fulse	Lutzenkirchen	Robinson	Sullen	Dismukes	Slade	A. Young
LOUISIANA-MONROE	Frazier	McCalebb	Stallworth (WR)	Blake	Bray	Lutzenkirchen	Robinson	Sullen	Dismukes	Slade	A. Young
LSU											
ARKANSAS											
at Ole Miss											
at Vanderbilt											
TEXAS A&M											
NEW MEXICO STATE											
GEORGIA											
ALABAMA A&M											
at Alabama											
DEFENSE	DE	DT	DT	DE	LB	LB	LB/CB	CB	CB	SS	FS
vs. Clemson	Lemonier	Whitaker	Blackson	Ford	Bates	Holland	Evans (LB)	Davis	White	Whitehead	Smith
at Mississippi State	Lemonier	Whitaker	Blackson	Ford	Bates	Holland	Mincy	Davis	Bell	Whitehead	McNeal
LOUISIANA-MONROE	Lemonier	Whitaker	Blackson	Ford	Bates	Holland	Mincy	Davis	Bell	Whitehead	Fisher
LSU											
ARKANSAS											
at Ole Miss											
at Vanderbilt											
TEXAS A&M											
NEW MEXICO STATE											
GEORGIA											
ALABAMA A&M											
at Alabama											



2012 GAME-BY-GAME INDIVIDUAL STATISTICS

Passing		Field Goals		Punting	
C-A-Yds-Int, TD	#10 Frazier	Made, (Missed)	#36 Parkey	No.-Avg, In 20	#30 Clark
vs. Clemson	11-27-1, 1	vs. Clemson	37, 46, 27, 36	vs. Clemson	3-39.3, 2
at Mississippi State	13-23-3, 0	at Mississippi State	23	at Mississippi State	6-40.8, 0
LOUISIANA-MONROE	10-18-1, 1	LOUISIANA-MONROE	35	LOUISIANA-MONROE	6-40.2, 1
LSU		LSU		LSU	
ARKANSAS		ARKANSAS		ARKANSAS	
at Ole Miss		at Ole Miss		at Ole Miss	
at Vanderbilt		at Vanderbilt		at Vanderbilt	
TEXAS A&M		TEXAS A&M		TEXAS A&M	
NEW MEXICO STATE		NEW MEXICO STATE		NEW MEXICO STATE	
GEORGIA		GEORGIA		GEORGIA	
ALABAMA A&M		ALABAMA A&M		ALABAMA A&M	
at Alabama		at Alabama		at Alabama	

Rushing

No.-Yds, TD	#4 Bray	#10 Frazier	#21 Mason	#22 Blakely	#23 McCalebb
vs. Clemson	1--1, 0	9--9, 0	14-106, 0	1-2, 0	12-82, 0
at Mississippi State	---	11-22, 0	8-25, 0	11-42, 0	8-4, 0
LOUISIANA-MONROE	---	5-8, 0	22-90, 1	3-32, 0	11-128, 1
LSU					
ARKANSAS					
at Ole Miss					
at Vanderbilt					
TEXAS A&M					
NEW MEXICO STATE					
GEORGIA					
ALABAMA A&M					
at Alabama					

Receiving

No.-Yds, TD	#1 Reed	#4 Bray	#18 Coates	#23 McCalebb	#43 Lutzenkirchen	#80 Blake	#85 Stallworth
vs. Clemson	---	1-8, 0	---	2-6, 0	4-71, 0	4-109, 1	---
at Mississippi State	1-17, 0	6-50, 0	---	1-7, 0	2-12, 0	2-31, 0	1-8, 0
LOUISIANA-MONROE	---	2-14, 0	2-34, 1	2-6, 0	1-16, 0	2-26, 0	---
LSU							
ARKANSAS							
at Ole Miss							
at Vanderbilt							
TEXAS A&M							
NEW MEXICO STATE							
GEORGIA							
ALABAMA A&M							
at Alabama							

Receiving

No.-Yds, TD	#10 Frazier	#21 Mason
vs. Clemson	---	---
at Mississippi State	---	---
LOUISIANA-MONROE	1-33, 1	1-34, 0
LSU		
ARKANSAS		
at Ole Miss		
at Vanderbilt		
TEXAS A&M		
NEW MEXICO STATE		
GEORGIA		
ALABAMA A&M		
at Alabama		



2012 GAME-BY-GAME INDIVIDUAL STATISTICS

Defensive Linemen

<u>Solo + Ast = Total</u>	<u>#98 Blackson</u>	<u>#92 Carter</u>	<u>#94 Eguae</u>	<u>#95 Ford</u>	<u>#55 Lemonier</u>	<u>#10 Owens</u>	<u>#13 Sanders</u>	<u>#54 Whitaker</u>
vs. Clemson	1+1=2	0+3=3	1+0=1	3+2=5	5+3=8	0+1=1	---	---
at Mississippi State	1+3=4	3+2=5	1+1=2	1+1=2	1+2=3	1+0=1	---	0+1=1
LOUISIANA-MONROE	1+0=1	0+1=1	2+1=3	3+1=4	1+4=5	0+1=1	1+0=1	1+1=2
LSU								
ARKANSAS								
at Ole Miss								
at Vanderbilt								
TEXAS A&M								
NEW MEXICO STATE								
GEORGIA								
ALABAMA A&M								
at Alabama								

Linebackers

<u>Solo + Ast = Total</u>	<u>#25 Bates</u>	<u>#35 Evans</u>	<u>#26 Garrett</u>	<u>#5 Holland</u>	<u>#56 Richardson</u>
vs. Clemson	4+10=14	1+0=1	0+2=2	3+8=11	0+1=1
at Mississippi State	2+8=10	1+0=1	0+1=1	0+6=6	---
LOUISIANA-MONROE	5+9=14	---	---	5+5=10	---
LSU					
ARKANSAS					
at Ole Miss					
at Vanderbilt					
TEXAS A&M					
NEW MEXICO STATE					
GEORGIA					
ALABAMA A&M					
at Alabama					

Defensive Backs

<u>Solo + Ast = Total</u>	<u>#22 Bell</u>	<u>#11 Davis</u>	<u>#31 Fisher</u>	<u>#6 Mincy</u>	<u>#12 McNeal</u>	<u>#24 Smith</u>	<u>#19 White</u>	<u>#9 Whitehead</u>
vs. Clemson	5+2=7	1+3=4	0+1=1	3+1=4	---	6+6=12	6+1=7	4+7=11
at Mississippi State	3+4=7	2+2=4	---	2+1=3	6+12=18	---	---	2+10=12
LOUISIANA-MONROE	1+1=2	4+2=6	1+1=2	5+2=7	9+2=11	---	---	6+2=8
LSU								
ARKANSAS								
at Ole Miss								
at Vanderbilt								
TEXAS A&M								
NEW MEXICO STATE								
GEORGIA								
ALABAMA A&M								
at Alabama								

Others

<u>Solo + Ast = Total</u>	<u>#15 Holsey</u>	<u>#5 Louis</u>	<u>#21 Jones</u>	<u>#23 McCalebb</u>
vs. Clemson	---	---	1+0=1	---
at Mississippi State	---	---	---	---
LOUISIANA-MONROE	1+0=1	2+0=2	1+0=1	1+0=1
LSU				
ARKANSAS				
at Ole Miss				
at Vanderbilt				
TEXAS A&M				
NEW MEXICO STATE				
GEORGIA				
ALABAMA A&M				
at Alabama				



2012 SUPERLATIVES

Auburn Team Superlatives

Points Scored.....	31	vs. Louisiana-Monroe (9/15)
Low	10	at Mississippi State (9/8)
First Downs.....	19	vs. Louisiana-Monroe (9/15)
Low	15	at Mississippi State (9/8)
Rushing Plays.....	42	vs. Louisiana-Monroe (9/15)
Low	37	vs. Clemson (9/1)
Net Rushing Yards.....	255	vs. Louisiana-Monroe (9/15)
Low	91	at Mississippi State (9/8)
Passes Attempted.....	27	vs. Clemson (9/1)
Low	19	vs. Louisiana-Monroe (9/15)
Passes Completed.....	13	at Mississippi State (9/8)
Low	11	vs. Clemson (9/1) and vs. Louisiana-Monroe (9/15)
Had Intercepted.....	3	at Mississippi State (9/8)
Low	1	vs. Clemson (9/1) and vs. Louisiana-Monroe (9/15)
Net Passing Yards.....	194	vs. Clemson (9/1)
Low	125	at Mississippi State (9/8)
Total Offensive Plays.....	64	vs. Clemson (9/1)
Low	61	at Mississippi State (9/8) and vs. Louisiana-Monroe (9/15)
Total Net Offense.....	418	vs. Louisiana-Monroe (9/15)
Low	216	at Mississippi State (9/8)
Fumbles.....	3	vs. Clemson (9/1)
Low	1	vs. Louisiana-Monroe (9/15)
Fumbles Lost.....	2	at Mississippi State (9/8)
Low	1	vs. Clemson (9/1) and vs. Louisiana-Monroe (9/15)
Penalties.....	7	at Mississippi State (9/8) and vs. Louisiana-Monroe (9/15)
Low	6	vs. Clemson (9/1)
Penalty Yards.....	65	vs. Louisiana-Monroe (9/15)
Low	38	vs. Clemson (9/1)

Auburn Individual Superlatives

Rushes.....	22	Tre Mason vs. Louisiana-Monroe (9/15)
Yards Rushing.....	128	Onterio McCalebb vs. Louisiana-Monroe (9/15)
TD Rushes.....	1	Mason and McCalebb vs. Louisiana-Monroe (9/15)
Long Rush.....	43	Onterio McCalebb vs. Louisiana-Monroe (9/15)
Pass attempts.....	27	Kiehl Frazier vs. Clemson (9/1)
Pass completions.....	13	Kiehl Frazier at Mississippi State (9/8)
Yards Passing.....	194	Kiehl Frazier vs. Clemson (9/1)
TD Passes.....	1	Kiehl Frazier vs. Clemson (9/1) and vs. Louisiana-Monroe (9/15)
.....	1	Quan Bray vs. Louisiana-Monroe (9/15)
Long Pass.....	54	Kiehl Frazier vs. Clemson (9/1)
Receptions.....	6	Quan Bray at Mississippi State (9/8)
Yards Receiving.....	109	Emory Blake vs. Clemson (9/1)
TD Receptions.....	1	Emory Blake vs. Clemson (9/1)
.....	1	Kiehl Frazier vs. Louisiana-Monroe (9/15)
.....	1	Sammie Coates vs. Louisiana-Monroe (9/15)
Long Reception.....	54	Emory Blake vs. Clemson (9/1)
Field Goals.....	4	Cody Parkey vs. Clemson (9/1)
Long Field Goal.....	46	Cody Parkey vs. Clemson (9/1)
Punts.....	6	Steven Clark at Mississippi State (9/8) and vs. Louisiana-Monroe (9/15)
Punting Avg.....	40.8	Steven Clark at Mississippi State (9/8)
Long Punt.....	51	Steven Clark vs. Louisiana-Monroe (9/15)
Punts inside 20.....	2	Steven Clark vs. Clemson (9/1)
Long Punt Return.....	18	Quan Bray vs. Louisiana-Monroe (9/15)
Long Kickoff Return.....	100	Onterio McCalebb at Mississippi State (9/8)
Tackles.....	18	Demetruce McNeal at Mississippi State (9/8)
Sacks.....	2.0	Corey Lemonier vs. Clemson (9/1)
Tackles For Loss.....	2.0	Corey Lemonier vs. Clemson (9/1)
Interceptions.....	1	Daren Bates vs. Clemson (9/1)

Auburn Individual Long Plays

Rushing.....	43	Onterio McCalebb vs. Louisiana-Monroe (9/15)
Passing.....	54	by Kiehl Frazier vs. Clemson (9/1)
Receiving.....	54	by Emory Blake vs. Clemson (9/1)
Field Goal.....	46	by Cody Parkey vs. Clemson (9/1)
Punt.....	45	by Stephen Clark vs. Clemson (9/1)
Punt Return.....	18	by Quan Bray vs. Louisiana-Monroe (9/15)
Kickoff Return.....	100	by Onterio McCalebb at Mississippi State (9/8)

Opponent Team Superlatives

Points Scored.....	28	by Mississippi State (9/8) and by Louisiana-Monroe (9/15)
Low	26	by Clemson (9/1)
First Downs.....	28	by Clemson (9/1)
Low	23	by Mississippi State (9/8)
Rushing Plays.....	52	by Clemson (9/1)
Low	36	by Mississippi State (9/8)
Net Rushing Yards.....	320	by Clemson (9/1)
Low	165	by Louisiana-Monroe (9/15)
Passes Attempted.....	48	by Louisiana-Monroe (9/15)
Low	29	by Mississippi State (9/8)
Passes Completed.....	29	by Louisiana-Monroe (9/15)
Low	20	by Mississippi State (9/8)
Had Intercepted.....	1	by Clemson (9/1)
Low	0	by Mississippi State (9/8) and by Louisiana-Monroe (9/15)
Net Passing Yards.....	245	by Louisiana-Monroe (9/15)
Low	208	by Clemson (9/1)
Total Offensive Plays.....	89	by Louisiana-Monroe (9/15)
Low	65	by Mississippi State (9/8)
Total Net Offense.....	528	by Clemson (9/1)
Low	388	by Mississippi State (9/8)
Fumbles.....	1	twice, last by Mississippi State (9/8)
Low	0	by Louisiana-Monroe (9/15)
Fumbles Lost.....	1	by Mississippi State (9/8)
Low	0	by Clemson (9/1) and by Louisiana-Monroe (9/15)
Penalties.....	6	by Clemson (9/1)
Low	2	by Louisiana-Monroe (9/15)
Penalty Yards.....	61	by Mississippi State (9/8)
Low	20	by Louisiana-Monroe (9/15)

Opponent Individual Superlatives

Rushes.....	25	Andre Ellington, vs. Clemson (9/1)
Yards Rushing.....	228	Andre Ellington, vs. Clemson (9/1)
TD Rushes.....	1	McDowell of CU (9/1), Perkins of MSU (9/8), Browning of ULM (9/15)
Long Rush.....	68	Andre Ellington, vs. Clemson (9/1)
Pass attempts.....	46	Kolton Browning, of Louisiana-Monroe (9/15)
Pass completions.....	28	Kolton Browning, of Louisiana-Monroe (9/15)
Yards Passing.....	237	Kolton Browning, of Louisiana-Monroe (9/15)
TD Passes.....	3	Russell, of Mississippi State (9/8) and Browning of ULM (9/15)
Long Pass.....	32	Kolton Browning, of Louisiana-Monroe (9/15)
Receptions.....	13	DeAndre Hopkins, vs. Clemson (9/1)
Yards Receiving.....	119	DeAndre Hopkins, vs. Clemson (9/1)
TD Receptions.....	2	Green of Mississippi State (9/8) and Scioneaux of ULM (9/15)
Long Reception.....	32	Tavares Maye of Louisiana-Monroe (9/15)
Field Goals.....	4	Chandler Catanzaro, vs. Clemson (9/1)
Long Field Goal.....	40	Chandler Catanzaro, vs. Clemson (9/1)
Punts.....	5	Swedenburg of Mississippi State (9/8) and Manton of ULM (9/15)
Punting Avg.....	43.2	Justin Manton of Louisiana-Monroe (9/15)
Long Punt.....	49	Justin Manton of Louisiana-Monroe (9/15)
Punts inside 20.....	3	Justin Manton of Louisiana-Monroe (9/15)
Long Punt Return.....	7	Johnthan Banks of Mississippi State (9/8)
Long Kickoff Return.....	15	Martavis Bryant, vs. Clemson (9/1)
Tackles.....	10	Cameron Lawrence of Mississippi State (9/8)
Sacks.....	1.0	5 times, last by Blakes of Louisiana-Monroe (9/15)
Tackles For Loss.....	2.5	Mallieciah Goodman, vs. Clemson (9/1)
Interceptions.....	2	Johnthan Banks of Mississippi State (9/8)

Opponent Individual Long Plays

Rushing.....	68	by Andre Ellington of Clemson (9/1)
Passing.....	32	by Kolton Browning of Louisiana-Monroe (9/15)
Receiving.....	32	by Tavares Maye of Louisiana-Monroe (9/15)
Field Goal.....	40	by Chandler Catanzaro of Clemson (9/1)
Punt.....	49	by Justin Manton of Louisiana-Monroe (9/15)
Kickoff Return.....	15	by Martavis Bryant of Clemson (9/1)
Interception Return.....	31	by Darius Slay of Mississippi State (9/8)



2012 OFFENSIVE PLAYS OF 20+ YARDS

Yards	Type	Player(s)	Opponent	Qtr.
54 (TD)	Pass	Emory Blake from Kiehl Frazier	Clemson	1
43	Rush	Onterio McCalebb	Louisiana-Monroe	3
38	Pass	Philip Lutzenkirchen from Kiehl Frazier	Clemson	2
34	Pass	Tre Mason from Kiehl Frazier	Louisiana-Monroe	1
33 (TD)	Pass	Kiehl Frazier from Quan Bray	Louisiana-Monroe	2
33 (TD)	Pass	Sammie Coates from Kiehl Frazier	Louisiana-Monroe	2
30	Rush	Tre Mason	Clemson	2
29	Rush	Onterio McCalebb	Louisiana-Monroe	3
27 (TD)	Rush	Onterio McCalebb	Louisiana-Monroe	1
24	Pass	Emory Blake from Kiehl Frazier	Clemson	3
21	Pass	Emory Blake from Kiehl Frazier	Mississippi State	4
20	Pass	Philip Lutzenkirchen from Kiehl Frazier	Clemson	3
20	Rush	Onterio McCalebb	Clemson	3

PLAY BREAKDOWN

BY PLAY

Pass.....	8
Run	5

BY GAME

Clemson	6
at Mississippi State	1
Louisiana-Monroe	6
LSU	
Arkansas	
at Ole Miss	
at Vanderbilt	
Texas A&M	
New Mexico State	
Georgia	
Alabama A&M	
Alabama	

BY QUARTER

1st.....	3
2nd	4
3rd.....	5
4th	1

RUSHING

Onterio McCalebb	4
Tre Mason	1

PASSING

Kiehl Frazier	7
Quan Bray	1

RECEIVING

Emory Blake	3
Philip Lutzenkirchen	2
Tre Mason	1
Kiehl Frazier	1
Sammie Coates	1

SEC Champions:

1957, 1983, 1987, 1988, 1989, 2004, 2010

SEC West Champions:

1997, 2000, 2001, 2002, 2004, 2005, 2010

2012 AUBURN FOOTBALL GAME NOTES**LAST TIME...****An Auburn Team**

Had 35 First Downs... vs. Western Carolina, 2002 (37)
 Had 30 First Downs... vs. Furman, 2009 (30)
 Had 400 yards rushing... vs. LSU, 2010 (440)
 Had 300 yards rushing... vs. Georgia, 2010 (315)
 Had 300 yards rushing in consecutive games... vs. Chattanooga (303); vs. Georgia (315), 2010
 Had 300 yards rushing in six consecutive games... at Kentucky (311); vs. Arkansas (330); vs. LSU, (440); at Ole Miss (343); vs. Chattanooga (303); vs. Georgia (315), 2010
 Had 300 yards rushing in six consecutive SEC games... vs. South Carolina (334); at Kentucky (311); vs. Arkansas (330); vs. LSU, (440); at Ole Miss (343); vs. Georgia (315), 2010
 Had 50 or more rushing attempts... vs. Ole Miss, 2011 (50)
 Had six or more rushing TDs... vs. Arkansas, 2010 (6)
 Had five or more rushing TDs... vs. Georgia, 2010 (5)
 Had four or more rushing TDs... vs. Virginia [Chick-fil-A], 2011 (4)
 Had 350 or more yards passing... vs. South Carolina [SECCG], 2010 (351)
 Had 300 or more yards passing... vs. South Carolina [SECCG], 2010 (351)
 Had 50 or more pass attempts... vs. Mississippi State, 1997 (54)
 Had 30 or more pass completions... vs. Arkansas, 1995 (34)
 Had five TDs passing... vs. Ball State, 2009 (5)
 Had four TDs passing... vs. Ole Miss, 2011 (4)
 Had three TDs passing... vs. Ole Miss, 2011 (4)
 Had 500 or more yards total offense... vs. Oregon [BCSNCG], 2010 (519)
 Had 500 or more yards total offense in consecutive games... vs. South Carolina [SECCG] (589), vs. Oregon [BCSNCG], 2010 (519)
 Had 80 or more total plays... at South Carolina, 2011 (92)
 Had 90 or more total plays... at South Carolina, 2011 (92)
 Scored 70 or more points... vs. Louisiana-Monroe, 2003 (73)
 Scored 60 or more points... vs. Arkansas, 2010 (65)
 Scored 50 or more points... vs. South Carolina [SECCG], 2010 (56)
 Scored 40 or more points... vs. Virginia [Chick-fil-A], 2011 (43)
 Scored 40 or more points in three consecutive games... at Ole Miss (51), vs. Chattanooga (62), vs. Georgia (49), 2010
 Had five or more fumbles... vs. Southern Miss (5), 2008
 Did not commit a turnover... vs. Virginia [Chick-fil-A], 2011
 Had 200-yard rusher and 100-yard receiver in a game... vs. Syracuse, 2002 (Carnell Williams [202 rush] and Marcel Willis [113 receiving])
 Had 150-yard rusher and 150-yard receiver in a game... at Arkansas, 2001 (Carnell Williams [177 rush] and Tim Carter [156 receiving])
Had 100-yard receiver and 100-yard rusher in a game... vs. Clemson, 2012 (Tre Mason [106 rush], Emory Blake [109 rec])
 Had two 100-yard rushers in a game... vs. LSU, 2010 (Cam Newton [217] and Mike Dyer [100])
 Had two 150-yard rushers in a game... vs. Mississippi State, 2003 (Brandon Jacobs [182] and Carnell Williams [164])
 Had three 100-yard rushers in a game ... vs. Maryland, 1983 (Tommie Agee [219], Lionel James [115] and Bo Jackson [105])
 Had two 100-yard receivers in a game... vs. Chattanooga, 2010 (Terrell Zachery [148] and Darvin Adams [106])
 Had a 60-yard run and a 60-yard pass in a game ... vs. Alabama, 2009 (Terrell Zachery 67 rush, Chris Todd to Darvin Adams 72 pass)
 Had three players with 2 rushing TDs... vs. Louisiana-Monroe, 2003 (Carnell Williams [2], Brandon Jacobs [2], Tre Smith [2])
 Had three players with 2 TDs... vs. Georgia, 2010 (Onterio McCalebb [3 rush], Cam Newton [2 rush], Philip Lutzenkirchen [2 rec.])
 Had two players with seven or more catches in a game ... Courtney Taylor vs. Alabama, 2003 (7), Silas Daniels vs. Alabama, 2003 (7)
 Scored a touchdown on offense, defense and special teams... vs. Louisiana-Monroe, 2008 (2 offense [1 pass, 1 rush], 1 defense [fumble return], 1 special team [punt return])
 Scored on the first offensive play ... vs. Alabama, 2003 (Carnell Williams, 80 yard run)
 Returned a punt for a TD... vs. Louisiana-Monroe, 2008 (Robert Dunn) [66 yards]

Returned a kickoff for a TD... at Mississippi State, 2012 (Onterio McCalebb) [100 yards]

Returned opening kickoff for a TD... vs. Tennessee-Martin, 2008 (Tristan Davis) [95 yards]
 Returned three Interceptions for TDs... vs. LSU, 1994 (Ken Alvis, Fred Smith, Brian Robinson)
 Returned two Interceptions for TDs... vs. LSU, 1994 (Ken Alvis, Fred Smith, Brian Robinson)
 Returned an Interception for a TD... vs. Florida Atlantic, 2011 (Jermaine Whitehead) [25]
 Returned two fumbles for TDs... vs. Vanderbilt, 2002 (Spencer Johnson, Karlos Dansby)
 Returned a fumble for a TD... vs. Alabama, 2011 (Kenneth Carter) [0]
 Blocked a punt ... vs. Virginia [Chick-fil-A] 2011 (Garrett Harper, Angelo Blackson)
 Blocked two punts... vs. Virginia [Chick-fil-A] 2011 (Garrett Harper, Angelo Blackson)
 Blocked three punts ... vs. Louisiana-Monroe, 2003 (3 - Justin Fetsko [2], Donnay Young)
 Returned a blocked punt for a TD... vs. Florida, 2006 (Tre Smith)

Blocked a field goal ... vs. Louisiana-Monroe, 2012 (Angelo Blackson, Corey Lemonier)

Returned a blocked field goal for a TD... vs. Kentucky, 2009 (Neiko Thorpe) [69]

Blocked two field goals in a game ... vs. ULM, 2012 (Angelo Blackson, Corey Lemonier)

Blocked a PAT attempt ... at South Carolina, 2010 (Corey Lemonier)
 Blocked two PAT attempt ... vs. LSU, 1998 (Charles Dorsey, 2)
 Missed a kicking PAT... vs. Chattanooga, 2010 (Wes Byrum)
 Had a punt blocked... at Mississippi State, 2009 (Clinton Durst)
 Had a field goal blocked... at Mississippi State, 2010 (Wes Byrum)
 Had a successful on-side kick... vs. Virginia [Chick-fil-A], 2011 (Cody Parkey)
 Was held scoreless... at Alabama, 2008 (0-36)

Was held scoreless at Jordan-Hare Stadium... vs. Southern California, 2003 (0-23)

Held an opponent scoreless... vs. Louisiana-Monroe, 2008 (34-0)
 Held an opponent scoreless at Jordan-Hare Stadium... vs. Louisiana-Monroe, 2008 (34-0)
 Held an opponent to five or less first downs... vs. Ball State, 2001 (5)
 Held an opponent to 10 or less first downs... vs. Tennessee, 2008 (9)
 Intercepted five or more passes... vs. Northwestern [Outback], 2009 (5)
 Intercepted four or more passes... vs. Northwestern [Outback], 2009 (5)
 Held an opponent to 300 or less yards total offense... vs. Florida, 2011 (194)
 Held an opponent to 200 or less yards total offense... vs. Florida, 2011 (194)
 Held an opponent to 150 or less yards total offense... at Mississippi State, 2008 (116)
 Held an opponent to 100 or less yards total offense... vs. Ball State, 2001 (92)
 Held an opponent to 100 or less yards rushing... vs. Florida, 2011 (66)
 Held an opponent to 50 or less yards rushing... vs. Louisiana-Monroe, 2010 (38)
 Held an opponent to negative yards rushing... vs. Florida, 2001 (-36)
 Held an opponent to 100 or less yards passing... vs. Kentucky, 2009 (75)
 Held an opponent without a touchdown... vs. Florida, 2011

Scored a safety... vs. Virginia [Chick-fil-A], 2011 (Team)

Scored on a fake field goal... vs. Vanderbilt, 2000 (Duval pass to Diamond)

Scored an offensive two-point conversion ... at Alabama, 2006 (Lee Guess pass from Carl Stewart)

Scored two or more offensive two-point conversions... vs. Florida, 2002 [2]

Scored a defensive two-point conversion... vs. Ole Miss, 2009 (Demond Washington)

Had 10 or more penalties... at Arkansas, 2011 (11)

Had 100 or more penalty yards... at Arkansas, 2011 (105)

Had 35 minutes time of possession... at South Carolina, 2011 (35:47)

Was involved in a game that ended in a tie... vs. Georgia, 1994 (23-23)

Was involved in an overtime game... vs. Louisiana-Monroe, 2012 (31-28 win)

Won a game without scoring an offensive touchdown ... at Mississippi State, 2008 (3-2)

An Auburn Player

Rushed 40 times in a game... Michael Dyer at South Carolina, 2011 (41)

Rushed 35 times in a game... Michael Dyer at South Carolina, 2011 (41)

Rushed 30 times in a game... Michael Dyer vs. Samford, 2011 (30)

Rushed for 200 yards in a game... Cam Newton vs. LSU, 2010 (217)

Rushed for 150 yards in a game... Michael Dyer vs. Samford, 2011 (157)

Rushed for 100 yards in a game... Onterio McCalebb vs. ULM 2012 (128)

Quarterback rushed for 100 yards in a game... Cam Newton vs. Georgia, 2010 (151)

Rushed for 100 yards in five consecutive games... Kenny Irons vs. Alabama (103), at Georgia (179), at



LAST TIME...

Kentucky (103), vs. Ole Miss (101), at LSU (218), 2005
 Rushed for 100 yards in four consecutive games... Kenny Irons vs. Alabama (103), at Georgia (179), at Kentucky (103), vs. Ole Miss (101), 2005
 Rushed for 100 yards in three consecutive games... Cam Newton at Kentucky (198), vs. Arkansas (188), vs. LSU (217), 2010
 Rushed for 100 yards in consecutive games... Mike Dyer at South Carolina (141), at Arkansas (112), 2011
 Rushed for 150 yards in three consecutive games... Cam Newton at Kentucky (198), vs. Arkansas (188), vs. LSU (217), 2010
 Rushed for 150 yards in consecutive games... Michael Dyer vs. Mississippi State (150), at Clemson (151), 2011
 Rushed for 4 or more TDs in a game... Cam Newton at Kentucky, 2010 (4)
 Rushed for 3 or more TDs in a game... Onterio McCalebb vs. Georgia, 2010 (3)
 QB Rushed for 2 or more TDs in a game... Kiehl Frazier vs. Virginia [Chick-fil-A], 2011 (2)
 Rushed for 2 or more TDs in four consecutive games... Carnell Williams vs. Western Carolina (2), vs. Vanderbilt (2), at Mississippi State (2), vs. Syracuse (2), 2002
 Rushed for 2 or more TDs in three consecutive games... Michael Dyer vs. Utah State (2), vs. Mississippi State (2), at Clemson (2), 2011
 Rushed for a TD in five consecutive games... Onterio McCalebb vs. Arkansas (1); vs. LSU (1); at Ole Miss (1); vs. Chattanooga (1); vs. Georgia (3), 2010
 Passed for 400 yards in a game... Ben Leard at Georgia, 1999 (416)
 Passed for 300 yards in a game... Cam Newton vs. South Carolina [SECCG], 2010 (335)
 Attempted 50 passes in a game... Dameyune Craig vs. Mississippi State, 1997 (54)
 Attempted 40 passes in a game... Kodi Burns at Ole Miss, 2008 (43)
 Threw five TDs in a game... Chris Todd vs. Ball State, 2009 (5)
 Threw four TDs in a game... Clint Moseley vs. Ole Miss, 2011 (4)
 Threw three TDs in a game... Clint Moseley vs. Ole Miss, 2011 (4)
 Threw four TDs or more in consecutive games... Chris Todd vs. West Virginia (4), vs. Ball State (5), 2009
 Threw two TDs or more in five consecutive games... Cam Newton at Ole Miss (2), vs. Chattanooga (4), vs. Georgia (2), at Alabama (3), vs. South Carolina (4), 2010
 Had 400 yards total offense in a game... Cam Newton South Carolina [SECCG], 2010 (408)
 Had 300 yards total offense in a game... Cam Newton vs. Oregon [BCSNCG], 2010 (329)
 Accounted for four or more TDs in a game... Clint Moseley vs. Ole Miss, 2011 (4)
 Accounted for three or more TDs in a game... Clint Moseley vs. Ole Miss, 2011 (4)
 Accounted for three or more TDs in four consecutive game... Cam Newton vs. Chattanooga (5), vs. Georgia (4), at Alabama (4), vs. South Carolina (6), 2010
 Caught 15 passes in a game... Willie Goshu vs. Arkansas, 1995 (17)
 Caught 10 or more passes in a game... Darvin Adams vs. Northwestern [Outback], 2009 (12)
 Caught seven or more passes in a game... Emory Blake vs. Mississippi State, 2011 (7)
 Had 200 or more yards receiving in a game... Darvin Adams vs. South Carolina [SECCG], 2010 (217)
 Had 150 or more yards receiving in a game... Darvin Adams vs. South Carolina [SECCG], 2010 (217)
Had 100 or more yards receiving in a game... Emory Blake vs. Clemson, 2012 (109)
Had 100 yards receiving in consecutive games... Emory Blake vs. Virginia [Chick-fil-A], 2011 (108), vs. Clemson, 2012 (109)
 Caught four or more TD passes in a game... Alexander Wright vs. Pacific, 1989 (4)
 Caught three or more TD passes in a game... Darvin Adams vs. Furman, 2009 (3)
 Caught two or more TD passes in a game... Philip Lutzenkirchen vs. Ole Miss, 2011 (2)
 Caught a TD pass in consecutive games... Philip Lutzenkirchen at Georgia, vs. Samford, 2011
 Caught a TD pass in three consecutive games... Philip Lutzenkirchen vs. Ole Miss, at Georgia, vs. Samford, 2011
 Caught a TD pass in four consecutive games ... Emory Blake vs. Florida Atlantic, vs. Utah State, vs. Mississippi State, at Clemson, 2011
 Caught a TD pass in five consecutive games ... Emory Blake vs. Oregon [BCSNCG], vs. Utah State, vs. Miss. State, at Clemson, vs. Florida Atlantic, 2010/11
 Caught a TD pass in six consecutive games ... Emory Blake vs. South Carolina [SECCG], vs. Oregon [BCSNCG], vs. Utah State, vs. Mississippi State, at Clemson, vs. Florida Atlantic, 2010/11
 Caught a TD pass in seven consecutive games ... Emory Blake at Alabama; vs. South Carolina [SECCG], vs. Oregon [BCSNCG], vs. Utah State, vs. Mississippi State, at Clemson, vs. Florida Atlantic, 2010/11
Quarterback caught a TD pass ... Kiehl Frazier from Quan Bray vs. Louisiana-Monroe, 2012
 Running back caught two or more TD passes in a game... Mario Fannin vs. Arkansas St., 2010 (2)
 Running back caught a TD pass in consecutive games ... Mario Fannin vs. West Virginia, Ball State, 2009

Tight end caught two or more TD passes in a game... Philip Lutzenkirchen vs. Ole Miss, 2011 (2)
 Tight end caught a TD pass in consecutive games ... Philip Lutzenkirchen at Georgia, vs. Samford, 2011
 Tight end caught a TD pass in three consecutive games ... Philip Lutzenkirchen vs. Ole Miss, at Georgia, vs. Samford, 2011
 Scored 15 or more points kicking... Wes Byrum at Ole Miss, 2010 (15)
Scored 10 or more points kicking... Cody Parkey vs. Clemson, 2012 (13)
 Kicked five or more field goals in a game... Jaret Holmes vs. UAB, 1996 (5)
Kicked four or more field goals in a game... Cody Parkey vs. Clemson, 2012 (4)
 Had 150 kickoff return yards in a game... Tre Mason vs. Utah State, 2011 (176)
 Had 100 punt return yards in a game... Robert Dunn vs. Southern Miss, 2008 (103)
 Scored four or more TDs... Cam Newton at Kentucky, 2010 (4 rush)
 Scored three or more TDs... Cam Newton vs. Arkansas, 2010 (3 rush)
 Scored a rushing and receiving TD in a game... Onterio McCalebb vs. Virginia [Chick-fil-A], 2012
 Had an 80-yard run... Carnell Williams vs. Alabama, 2003 (80)
 Had a 70-yard run... Onterio McCalebb vs. LSU, 2010 (70)
 Had a 60-yard run... Onterio McCalebb vs. Virginia [Chick-fil-A], 2012
 Completed an 80-yard pass... Cam Newton to Terrell Zachery vs. Chattanooga, 2010 (80)
 Completed a 70-yard pass... Cam Newton to Terrell Zachery at Alabama, 2010 (70)
 Completed a 60-yard pass... Cam Newton to Darvin Adams vs. South Carolina [SECCG], 2010 (62)
 Kicked a field goal of 50 or more yards... Wes Byrum vs. Southern Miss, 2008 (52)
 Kicked a field goal of 50 or more yards in consecutive games... John Vaughn, 2006; at Mississippi State (55), vs. Washington State (52)
 Kicked two field goals of 50+ yards in a game... Win Lyle vs. Tennessee, 1987 (55, 52)
 Had a 70-yard punt... Kody Bliss vs. Tulane, 2006 (71)
 Had a 60-yard punt... Ryan Shoemaker vs. New Mexico State, 2007 (67)
 Had two punts of 50+ yards in a game... Steven Clark vs. Mississippi State, 2011 (50, 58)
 Had four or more punts inside the 20 in a game... Steven Clark at Arkansas, 2011 (6)
Blocked a field goal in a game... Blackson and Lemonierat Louisiana-Monroe, 2012
 Blocked two field goals in a game... Alton Moore at Georgia, 2001
 Blocked a PAT attempt ... Corey Lemonier at South Carolina, 2011
 Blocked two PAT attempts ... Charles Dorsey vs. LSU, 1998 (2)
 Blocked a punt in a game... Garrett Harper/Angelo Blackson vs. Virginia [Chick-fil-A], 2011
 Blocked two punts in a game... Justin Fetsko vs. Louisiana-Monroe, 2003 (2)
Had 15 or more tackles in a game... Demetruce McNeal at Mississippi State, 2012 (18)
 Intercepted three or more passes in a game... Junior Rosegreen at Tennessee, 2004 (4)
 Intercepted two or more passes in a game... Josh Bynes vs. Arkansas, 2010 (2)
 Intercepted a pass in consecutive games... Jerraud Powers, 2007; at Georgia; vs. Alabama, 2007
 Intercepted a pass in three consecutive games... Jerraud Powers, 2007; vs. Tennessee Tech, at Georgia; vs. Alabama
 Recovered two fumbles in a game... Eltoro Freeman at Georgia, 2011 (2)
 Forced two fumbles in a game... Corey Lemonier at Georgia, 2011 (2)
 Intercepted a pass and had a fumble recovery in a game ... Nick Fairley at Mississippi State, 2010

An Auburn Opponent

Scored 50 or more points... Georgia, 1996 (56) [4 OT]
 Scored 40 or more points... Alabama, 2011 (42)
 Had 350 or more yards rushing... Arkansas, 2002 (426)
Had 300 or more yards rushing... Clemson, 2012 (320)
Had 250 or more yards rushing... Clemson, 2012 (332)
Had 50 or more rushing attempts... Clemson, 2012 (52)
 Had five or more rushing TDs... Utah State, 2011 (5)
 Had 500 yards passing... Northwestern [Outback], 2009 (532)
 Had 400 yards passing... Arkansas, 2010 (428)
 Had 350 yards passing... Clemson, 2011 (386)
 Had 300 yards passing... Virginia [Chick-fil-A], 2011 (312)
 Had 50 or more pass attempts... Northwestern [Outback], 2009 (78)
Had 40 or more pass attempts... Louisiana-Monroe, 2012 (48)
 Had 30 or more pass completions... Clemson, 2011 (30)

SEC Champions:

1957, 1983, 1987, 1988, 1989, 2004, 2010

SEC West Champions:

1997, 2000, 2001, 2002, 2004, 2005, 2010

2012 AUBURN FOOTBALL GAME NOTES**LAST TIME...****Had 25 or more pass completions... Louisiana-Monroe, 2012 (29)**

Had four or more TDs passing... Georgia, 2011 (4)

Had three or more TDs passing... Louisiana-Monroe, 2012 (3)

Had five passes intercepted... Northwestern [Outback], 2009 (5)

Had four passes intercepted... Northwestern [Outback], 2009 (5)

Had 600 yards total offense... Clemson, 2011 (624)

Had 500 yards total offense... Clemson, 2012 (528)**Had 400 yards total offense... Louisiana-Monroe, 2012 (410)**

Had five or more fumbles... South Carolina, 2005 (5)

Lost four or more fumbles... Mississippi State, 2002 (4)

Had four or more turnovers... Louisiana-Monroe, 2010 (3 fum/1 int)

Returned a punt for a TD... LSU, 2005 (Skyler Green, 66)

Returned a kickoff for a TD... Chattanooga, 2010 (Brian Sutherland, 98)

Returned an interception for a TD... Alabama, 2011 (DeMarcus Milliner, 35)

Returned a fumble for a TD... Arkansas, 1997 (C.J. McLain, 52)

Returned a blocked punt for a TD... Mississippi State, 2009 (Robert Elliott, 10)

Blocked an Auburn punt... Mississippi State, 2009

Blocked an Auburn field goal... Mississippi State, 2010 (Fletcher Cox)

Had a successful on-side kick... Ole Miss, 2010 (Andrew Ritter/Fon Ingram)

Held Auburn to 300 yards total offense... Mississippi State, 2012 (216)

Held Auburn to 200 yards total offense... Alabama, 2011 (140)

Held Auburn to 150 yards total offense... Alabama, 2011 (140)

Held Auburn below 100 yards rushing... Mississippi State, 2012 (91)

Held Auburn below 50 yards rushing... Georgia Tech, 2003 (40)

Held Auburn to negative yards rushing... Tennessee, 1997 (-15)

Held Auburn below 100 yards passing... Alabama, 2011 (62)

Held Auburn to 10 or fewer first downs... Alabama, 2011 (9)

Had 10 or more penalties... Mississippi State, 2011 (10)

Had 100 or more yards in penalties... Arkansas, 2007 (100)

Had two 100-yard rushers in a game... Georgia, 2011 (Isaiah Crowell, 132; Carlton Thomas, 127)

Had two 100-yard receivers in a game... Northwestern [Outback], 2009 (Andrew Brewer, 133; Drake Dunsmore, 120)

Had a 100-yard rusher and a 100-yard receiver... Clemson, 2012 (Andre Ellington, 228 rush; Deandre Hopkins, 119 rec.)

Had a 100-yard rusher and two 100-yard receivers... Tulane, 2006 (Matt Forte, 117 rush; Preston Brown, 139 rec.; Damarcus Davis, 126 rec.)

Did Not Have a Turnover ... Louisiana-Monroe, 2012

Scored a safety... Mississippi State, 2008 (Ryan Pugh holding penalty)

Scored a two-point conversion... Florida Atlantic, 2011 (Graham Wilbert to Nexon Dorvilus)

Had 35 minutes time of possession... Georgia, 2011 (40:55)

An Opposing Player**Rushed for 200 yards in a game... Andre Ellington, Clemson, 2012 (228)****Rushed for 150 yards in a game... Andre Ellington, Clemson, 2012 (228)****Rushed for 100 yards in a game... Andre Ellington, Clemson, 2012 (228)**

Passed for 400 yards in a game... Mike Kafka, Northwestern [Outback], 2009 (532)

Passed for 350 yards in a game... Tajh Boyd, Clemson, 2011 (386)

Passed for 300 yards in a game... Michael Rocco, Virginia [Chick-fil-A], 2011 (312)

Attempted 70 passes in a game... Mike Kafka, Northwestern [Outback], 2009 (78)

Attempted 60 passes in a game... Mike Kafka, Northwestern [Outback], 2009 (78)

Attempted 50 passes in a game... Mike Kafka, Northwestern [Outback], 2009 (78)

Attempted 40 passes in a game... Kolton Browning, Louisiana-Monroe, 2012 (46)

Completed 40 passes in a game... Mike Kafka, Northwestern [Outback], 2009 (47)

Completed 25 passes in a game... Kolton Browning, Louisiana-Monroe, 2012 (28)**Threw three or more TD passes in a game... Kolton Browning, Louisiana-Monroe, 2012 (3)**

Had 400 yards total offense... Tajh Boyd, Clemson, 2011 (416)

Had 350 yards total offense... Tajh Boyd, Clemson, 2011 (416)

Accounted for 3 or more TDs... Kolton Browning, Louisiana-Monroe, 2012 (4)

Threw, Ran and Caught a TD in a game... Randall Cobb, Kentucky, 2010 (2 rush, 1 pass, 1 rec.)

Caught 10 or more passes... DeAndre Hopkins, Clemson, 2012 (13)**Caught seven or more passes... DeAndre Hopkins, Clemson, 2012 (13)**

Three or more players caught seven or more passes... Sammy Watkins (10), DeAndre Hopkins (7), Dwayne Allen (7), Clemson, 2011

Had 100 yards receiving... DeAndre Hopkins, Clemson, 2012 (119)**Had 200 yards receiving... Charles Lee, Central Florida, 1999 (203)****Caught three or more TD passes... Chris Collins, Ole Miss, 2002 (3)****Caught two or more TD passes... Harley Scioneaux, Louisiana-Monroe, 2012 (2)**

Scored three TDs... Randall Cobb, Kentucky, 2010 (3)

Had a 90-yard run... Joe Adams, Arkansas, 2011 (92 [TD])

Had an 80-yard run... Jeff Scott, Ole Miss, 2010 (83) [TD]

Had a 70-yard run... Jeff Scott, Ole Miss, 2010 (83) [TD]

Had a 60-yard run... Andre Ellington, Clemson, 2012 (68)

Completed an 80-yard pass... Darren Thomas to Jeff Maehl, Oregon [BCSNCG], 2010 (81)

Completed a 70-yard pass... Darren Thomas to Jeff Maehl, Oregon [BCSNCG], 2010 (81)

Completed a 60-yard pass... Tajh Boyd to Sammy Watkins, Clemson, 2011 (65)

Kicked a 50-yard field goal... Steve Lindsey, Ole Miss, 1997 (52)

Had a 70-yard punt... Blake McAdams, Mississippi State, 2007 (73)

Had a 60-yard punt... Kyle Christy, Florida, 2011 (67)

Made three or more FGs ... Chandler Catanzaro, Clemson, 2012 (4)**Both Teams**

Had a player return a interception for a touchdown... Mississippi State, 2011 [AU Demetruce McNeal 43 yds; MSU Johnathan Banks 27 yds]

Combined for 1,000 yards of total offense... Auburn (435) at Clemson (624), 2011 (1,059)

Items in BOLD set during 2012 season



CAREER STATS UPDATE

TOUCHDOWN RECEPTIONS BY A TIGHT END

	Player	Seasons	Rec	TD
1.	Philip Lutzenkirchen	2009-pres.	51	14
2.	Robert Johnson	2000-02	57	10
3.	Andy Fuller	1993-95	31	5
4.	Cooper Wallace	2002-05	63	4
	Lorenzo Diamond	1999-02	45	4
	Dick Hayley	1976-78	11	4
7.	Tommy Trott	2006-09	45	3
	Gabe McKenzie	2006-08	29	3
	Cole Bennett	2003-07	20	3
	Jessie McCovery	1994-96	8	3
	Mike Edwards	1981	9	3
	Robby Robinett	1970-71	24	3

RECEIVING YARDAGE BY A TIGHT END

	Player	Seasons	Rec	Yards
1.	Cooper Wallace	2002-05	63	829
2.	Robert Johnson	2000-02	57	741
3.	Philip Lutzenkirchen	2009-pres.	51	588
4.	Fred Baxter	1991-92	42	584
5.	Victor Hall	1989-91	54	521
	Lorenzo Diamond	1999-02	45	521
7.	Andy Fuller	1993-95	31	494
8.	Tommy Trott	2006-09	45	474
9.	Jeff Parks	1982-85	34	401
10.	Ed West	1982-83	28	325

YARDS PER RECEPTION BY A TIGHT END (min. 20 receptions)

	Player	Seasons	Rec	Yards	Yds/Rec
1.	Andy Fuller	1993-95	31	494	19.94
2.	Fred Baxter	1991-92	42	584	13.90
3.	Cooper Wallace	2002-05	63	829	13.16
4.	Robert Johnson	2000-02	57	741	13.00
5.	Jeff Parks	1982-85	34	401	11.79
6.	Ed West	1982-83	28	325	11.61
7.	Lorenzo Diamond	1999-02	45	521	11.58
8.	Philip Lutzenkirchen	2009-pres.	51	588	11.53
9.	Cole Bennett	2003-07	29	312	10.76
10.	Tommy Trott	2006-09	45	474	10.53

TOUCHDOWN RECEPTIONS

	Player	Seasons	Rec	TD
1.	Terry Beasley	1969-71	141	29
2.	Ben Obomanu	2002-05	97	18
3.	Darvin Adams	2008-10	115	17
	Karsten Bailey	1995-98	150	17
5.	Frank Sanders	1991-94	121	15
	Byron Franklin	1977-80	74	15
7.	Lawyer Tillman	1985-88	93	14
	Philip Lutzenkirchen	2009-pres.	51	14
	Emory Blake	2009-pres.	86	14
10.	Ronney Daniels	1999-00	90	12
	Tyrone Goodson	1993-97	136	12
	Freddie Hyatt	1965-67	88	12

RECEIVING YARDAGE

	Player	Seasons	Rec	Yards
1.	Terry Beasley	1969-71	141	2507
2.	Tyrone Goodson	1993-97	136	2283
3.	Karsten Bailey	1995-98	150	2174
4.	Courtney Taylor	2003-06	153	2098
5.	Frank Sanders	1991-94	121	1998
6.	Darvin Adams	2008-10	115	1978
7.	Freddy Weygand	1984-88	99	1946
8.	Lawyer Tillman	1985-88	93	1808
9.	Rodgeriqus Smith	2004-08	114	1598
10.	Byron Franklin	1977-80	74	1573
11.	Ronney Daniels	1999-00	90	1446
12.	Emory Blake	2009-pres.	86	1399
13.	Freddie Hyatt	1965-67	88	1396
14.	Devin Aromashodu	2002-05	71	1333
15.	Alexander Wright	1986-89	56	1320
16.	Ben Obomanu	2002-05	97	1313
17.	Thomas Bailey	1991-94	93	1243
18.	Greg Taylor	1987-90	102	1217
19.	Clifton Robinson	1997-00	91	1167
20.	Tim Christian	1966-68	78	1126
21.	Terrell Zachery	2007-10	71	1106
22.	Willie Goshu	1993-96	85	1048
23.	Marcel Willis	1999-02	81	1022
24.	Jimmy Phillips	1955-57	52	1012

FIELD GOAL PERCENTAGE (Min. 10 made)

	Player	Seasons	FGM	FGA	Pct
1.	Cody Parkey	2010-pres.	19	24	.792
2.	Scott Etheridge	1992-93	34	43	.791
3.	Matt Hawkins	1994-95	26	33	.788
4.	Win Lyle	1987-89	45	59	.763
5.	Wes Byrum	2007-10	60	80	.750
6.	Jaret Holmes	1996-97	27	37	.730
7.	John Vaughn	2003-06	50	69	.725
8.	Ed Dyas	1958-60	17	24	.708
9.	Gardner Jett	1970-72	23	34	.676
	Jim Von Wyl	1990-91	32	48	.667
	Robert McGinty	1984	12	18	.667



CAREER STATS UPDATE

RUSHING YARDAGE

	Player	Seasons	Att	Avg	Yards
1.	Bo Jackson	1982-85	650	6.62	4303
2.	Carnell Williams	2001-04	741	5.17	3831
3.	James Brooks	1977-80	621	5.67	3523
4.	Joe Cribbs	1976-79	657	5.13	3368
5.	Ben Tate	2006-09	678	4.90	3321
6.	Stephen Davis	1993-95	488	5.76	2811
7.	Brent Fullwood	1983-86	390	7.15	2789
8.	Ronnie Brown	2000-04	513	5.28	2707
9.	Stacy Danley	1987-90	526	4.61	2427
10.	Michael Dyer	2010-11	424	5.51	2335
11.	James Joseph	1986-90	452	5.17	2264
12.	Onterio McCalebb	2009-pres.	343	6.50	2230
13.	Kenny Irons	2005-06	454	4.81	2186
14.	James Bostic	1991-93	396	5.26	2084
15.	Lionel James	1980-83	348	6.14	2068
16.	Sedrick McIntyre	1973-76	462	4.31	1992
17.	Fob James	1952-55	317	6.03	1913
18.	Phil Gargis	1973-76	456	4.13	1884
19.	Tommie Agee	1983-86	356	4.87	1735
20.	Jimmy Sidle	1962-64	326	5.22	1703
21.	Brad Lester	2004-08	371	4.55	1689
22.	Joe Childress	1953-55	321	5.19	1667
23.	Curtis Kuykendall	1944-45	217	7.46	1619
24.	Rudi Johnson	2000	324	4.84	1567
25.	Terry Henley	1970-72	343	4.47	1534
26.	Tommy Lorino	1956-58	227	6.55	1486
27.	Cam Newton	2010	264	5.58	1473
28.	Monk Gafford	1940-42	221	6.40	1414
29.	Mario Fannin	2007-10	233	5.86	1366
30.	Mitzi Jackson	1973-75	243	5.65	1373
31.	William Andrews	1976-78	267	5.04	1347
32.	Ed Dyas	1958-60	261	4.97	1298
33.	Fred Beasley	1994-97	282	4.40	1241
34.	Tom Bryan	1964-66	265	4.32	1144
35.	George Peoples	1978-81	239	4.54	1085
36.	Tucker Frederickson	1962-64	260	4.15	1079
37.	Bobby Hoppe	1955-57	194	5.56	1078
38.	Charlie Hataway	1951-53	282	3.74	1055

YARDS PER CARRY (min. 300 attempts)

	Player	Seasons	Yards	Att	Avg
1.	Brent Fullwood	1983-86	2789	390	7.15
2.	Bo Jackson	1982-85	4303	650	6.62
3.	Onterio McCalebb	2009-pres.	2230	343	6.50
3.	Lionel James	1980-83	2138	348	6.14
4.	Fob James	1952-55	1913	317	6.03
5.	Stephen Davis	1993-95	2811	488	5.76
6.	James Brooks	1977-80	3523	621	5.67
7.	Michael Dyer	2010-11	2335	424	5.51
8.	Ronnie Brown	2000-04	2707	513	5.28
9.	James Bostic	1991-93	2084	396	5.26

RECEPTIONS BY A RUNNING BACK

	Player	Seasons	Yards	Avg	Rec
1.	Mario Fannin	2007-10	985	10.15	97
2.	James Joseph	1986-90	725	10.51	69
3.	Ronnie Brown	2001-04	667	11.70	57
4.	Onterio McCalebb	2009-pres.	507	10.14	50
5.	Stacy Danley	1987-90	337	7.17	47
6.	Harold Morrow	1994-95	433	9.41	46
7.	Carnell Williams	2001-04	492	11.44	43
8.	Reid McMillion	1993	334	7.95	42
9.	Tony Richardson	1991-93	384	9.37	41
10.	Rusty Williams	1996-99	363	9.08	40

RECEIVING YARDAGE BY A RUNNING BACK

	Player	Seasons	Rec	Yards
1.	Mario Fannin	2007-10	97	985
2.	James Joseph	1986-90	69	725
3.	Ronnie Brown	2001-04	57	667
4.	Carl Stewart	2004-07	39	612
5.	Onterio McCalebb	2009-pres.	50	507
6.	Carnell Williams	2001-04	43	492
7.	Fred Beasley	1995-97	31	448
8.	Mickey Zofko	1970	34	443
9.	Harold Morrow	1994-95	46	433
10.	Tony Richardson	1991-93	41	384

TOUCHDOWN RECEPTIONS BY A RUNNING BACK

	Player	Seasons	Rec	TD
1.	Mario Fannin	2007-10	97	9
2.	James Brooks	1978-80	18	4
3.	Onterio McCalebb	2009-pres.	50	3
	Brad Lester	2005-08	26	3
	Tre Smith	2002-06	26	3
	Fred Beasley	1995-97	31	3
	Stephen Davis	1994-95	22	3
	Harold Morrow	1994-95	46	3
	Tommie Agee	1983-86	28	3
	Mickey Zofko	1970	34	3

YARDS PER RECEPTION (min. 20 receptions)

	Player	Seasons	Rec	Yards	Yds/Rec
1.	Carl Stewart	2004-07	39	612	15.69
2.	Fred Beasley	1995-97	31	448	14.45
3.	Mickey Zofko	1970	34	443	13.03
4.	Heath Evans	1998-00	30	354	11.80
5.	Ronnie Brown	2001-04	57	667	11.70
6.	Joe Frazier	1991-94	21	244	11.62
7.	Carnell Williams	2001-04	43	492	11.44
8.	James Joseph	1986-90	69	725	10.51
9.	Bo Jackson	1982-85	26	272	10.46
10.	Onterio McCalebb	2009-pres.	50	507	10.14



CAREER STATS UPDATE

KICKOFF RETURN AVERAGE (Min. 20 returns)

	Player	Seasons	Ret	Yards	Avg
1.	Onterio McCalebb	2009-pres.	34	999	29.38
2.	Tristan Davis	2005-08	55	1455	26.45
3.	Demond Washington	2009-10	62	1614	26.03
4.	Rick Neel	1973-75	26	673	25.88
5.	James Brooks	1977-80	68	1726	25.38
6.	Markeith Cooper	1996-99	45	1077	23.93
7.	Tim Carter	1998-01	40	956	23.90
8.	Joe Cribbs	1976-79	22	507	23.05
9.	Devin Aromashodu	2002-05	38	860	22.63
10.	Herbert Casey	1989-91	21	473	22.52

KICKOFF RETURN YARDAGE

	Player	Seasons	Ret	Avg	Yards
1.	James Brooks	1977-80	68	25.4	1726
3.	Demond Washington	2009-10	62	26.0	1614
3.	Thomas Bailey	1991-94	74	20.5	1520
4.	Tristan Davis	2005-08	55	26.5	1455
5.	Markeith Cooper	1996-99	45	23.9	1077
6.	Onterio McCalebb	2009-pres.	34	29.4	999
7.	Robert Baker	1995-96	46	21.3	979
8.	Tim Carter	1998-01	40	23.9	956
9.	Mario Fannin	2006-10	44	21.5	944
10.	Roderick Hood	2000-02	38	22.6	860

ALL-PURPOSE YARDS

	Player	Seasons	Rush	Rec	KR	PR	Yards
1.	James Brooks	1977-80	3523	219	1726	128	5596
2.	Carnell Williams	2001-04	3831	342	609	302	5084
3.	Bo Jackson	1982-85	4303	272	317	0	4892
4.	Joe Cribbs	1976-79	3368	268	597	328	4561
5.	Thomas Bailey	1991-94	-5	1243	1520	1170	3928
6.	Ben Tate	2006-09	3321	336	186	0	3843
7.	Brent Fullwood	1983-86	2789	77	892	0	3758
8.	Onterio McCalebb	2009-pres.	2230	507	999	0	3736
9.	Ronnie Brown	2000-04	2707	688	15	0	3390
10.	Mario Fannin	2006-10	1366	985	944	0	3295

SEC Champions:
 1957, 1983, 1987, 1988, 1989, 2004, 2010
SEC West Champions:
 1997, 2000, 2001, 2002, 2004, 2005, 2010

2012 AUBURN FOOTBALL GAME NOTES



JORDAN-HARE STADIUM

Jordan-Hare Facts

Dedicated: 1939 (7,500)

Stadium Names

- 1939: Auburn Stadium
- 1949: Cliff Hare Stadium
- 1973: Jordan-Hare Stadium

Capacity:

- 1949: 21,500
- 1955: 34,500
- 1960: 44,500
- 1970: 61,261
- 1980: 72,169
- 1987: 85,214
- 2000: 85,612
- 2001: 86,063
- 2004: 87,451



Jordan-Hare Stadium is Auburn's showcase football stadium, which seats 87,451 with 70 luxury suites located between the lower level and upper deck on the East side.

The stadium was dedicated Nov. 30, 1939, with 7,500 seats. Ten years later, 14,000 more seats were added, and the stadium was named Cliff Hare Stadium (after a member of Auburn's first football team and eventual professor and dean of the School of Chemistry), although only 12 home games were played there over that 10-year span. Additional seats were added in 1955, 1960 and 1970. The West upper deck was completed in 1980; the East upper deck and suites were finished for the 1987 season. The most recent addition to the stadium was the construction of a 30-foot by 74-foot Daktronics LED board in 2007, coming at a cost of \$2.9 million. Auburn was the first school in the SEC to install a high-definition video board display.

The facility was renamed Jordan-Hare Stadium in 1973, recognizing Hall of Fame coach Ralph "Shug" Jordan. The turf at Jordan-Hare Stadium was officially named after Pat Dye, Auburn's Hall of Fame

coach and athletics director, prior to the 2005 Iron Bowl. The Tigers posted a 99-39-4 record in 12 seasons under Dye from 1981-92, and won four SEC championships. Auburn's home games are now played at Pat Dye Field at Jordan-Hare Stadium.

On game days, Auburn's Pat Dye Field at Jordan-Hare Stadium becomes the sixth-largest city in the state of Alabama as Auburn has averaged at least 80,000 fans per game for the last 19 seasons. Since Jordan-Hare Stadium expanded to its current capacity prior to the 2004 season, the Tigers have tallied 28 sell-out games.

Pat Dye Field at Jordan-Hare Stadium is the nation's 10th-largest on-campus stadium with a capacity of 87,451. It is the sixth-largest in the SEC.

The Tigers have won .797 percent of their games in Jordan-Hare Stadium since its inception in 1939 and hold an overall record of 286-70-7 there.

Attendance Average

1993.....	81,062
1994.....	81,287
1995.....	81,181
1996.....	82,468
1997.....	83,545
1998.....	81,105
1999.....	80,905
2000.....	82,435
2001.....	85,448
2002.....	82,943
2003.....	85,203
2004.....	83,085
2005.....	84,161
2006.....	85,063
2007.....	84,689
2008.....	86,915
2009.....	84,614
2010.....	86,087
2011.....	85,792
2012.....	85,214

Largest On-Campus Stadiums

1. Michigan Stadium (Michigan)	109,901
2. Beaver Stadium (Penn State)	107,282
3. Neyland Stadium (Tennessee).....	102,455
4. Ohio Stadium (Ohio State).....	102,329
5. Bryant-Denny Stadium (Alabama).....	101,821
6. Darrell K. Royal-Texas Memorial Stadium (Texas).....	101,624
7. Sanford Stadium (Georgia).....	92,746
8. Tiger Stadium (LSU).....	92,542
9. Ben Hill Griffin Stadium (Florida).....	88,548
10. Jordan-Hare Stadium (Auburn)	87,451
11. Memorial Stadium (Nebraska).....	86,304
12. Kyle Field (Texas A&M).....	82,600
13. Bobby Bowden Field at Doak Campbell Stadium (Florida State).....	82,300
14. Gaylord Family Oklahoma Memorial Stadium (Oklahoma).....	82,112
15. Notre Dame Stadium (Notre Dame)	80,795

28

Since Jordan-Hare Stadium expanded to its current capacity prior to the 2004 season, the Tigers have tallied 28 sell-out games



AUBURN HEAD COACH GENE CHIZIK



COACHING LEDGER

The 2012 season is Gene Chizik's 25th season as a coach in the collegiate ranks. Chizik began his career as a graduate assistant at both Middle Tennessee (1990-91) and Clemson (1988-89) before heading to Stephen F. Austin (1992-97). He then moved to Central Florida from 1998-2001 before making his first stop on The Plains (2002-04). Texas was his final post as an assistant coach. Chizik served as defensive coordinator with the Longhorns from 2005-06. Two seasons as the head coach at Iowa State (2007-08) preceded Chizik's tenure as head coach at Auburn (2009-current). He also spent two seasons coaching at the high school level in Florida.

NATIONAL CHAMPIONS

In 2010, in just his second season as head coach at Auburn, Gene Chizik led the Tigers to their first national championship in more than 50 years, defeating Oregon, 22-19, in the BCS Championship Game on Jan. 10, 2011, in Glendale, Ariz.

SEC CHAMPS

Chizik led Auburn to the Southeastern Conference Championship in 2010, the seventh in program history. The Tigers routed South Carolina, 56-17, at the Georgia Dome in Atlanta on Dec. 4, en route to the national title. It was also Auburn's seventh SEC West Title.

.700+ WINNING PERCENTAGE

Auburn has a 31-12 record the last three-plus seasons under Gene Chizik for a .721 winning percentage. The Tigers have posted no fewer than eight wins in each of his seasons as head coach. When playing at home, Auburn is 21-3 under Chizik.

ALL-SEC

Under Coach Chizik, eight Auburn players have been named All-SEC First Team, including current Tigers Steven Clark and Corey Lemonier.

GOING BOWLING

Auburn has been to three straight bowl games under Chizik, including the 2010 BCS Championship Game. In his first season as

head coach, the Tigers brought home a 38-35 overtime win over Northwestern at the Outback Bowl on Jan. 1, in Tampa, Fla. The following season, Auburn defeated Oregon, 22-19, for the national title, and in 2011, the Tigers earned a decisive, 43-24, victory against Virginia in the Chick-fil-A Bowl in Atlanta on Dec. 31.

RECRUITING

Auburn has signed three straight Top 10 national recruiting classes under Chizik.

TROPHIES

Since Chizik arrived on the Plains, four different Auburn players have been first-team All-America while also winning the Heisman Trophy, Lombardi Award, Davey O'Brien Award, Walter Camp Award and Maxwell Award. Chizik himself was named National Coach of the Year for 2010.

GRADUATION

Since Chizik was hired, 63 Tiger football players have earned their academic degrees from Auburn.

NFL DRAFT

Chizik has coached seven former Tigers who went on to become NFL draft picks, including Cam Newton, the No. 1 overall pick in the 2011 NFL Draft by the Carolina Panthers.

CHIZIK YEAR-BY-YEAR RECORD

2007 - (3-9, 2-6 Big 12)

Table with 4 columns: Date, Opponent, Score, Result. Rows include Kent State, Northern Iowa, Iowa, Toledo, Nebraska, Texas Tech, Texas, Oklahoma, Missouri, Kansas State, Colorado, Kansas.

2008 - (2-12, 0-8 Big 12)

Table with 4 columns: Date, Opponent, Score, Result. Rows include South Dakota St., Kent State, Iowa, UNLV (OT), Kansas, Baylor, Nebraska, Texas A&M, Oklahoma State, Colorado, Missouri, Kansas State.

2009 - (8-5, 3-5 SEC)

Table with 4 columns: Date, Opponent, Score, Result. Rows include Louisiana Tech, Mississippi State.

Table with 4 columns: Date, Opponent, Score, Result. Rows include West Virginia, Ball State, Tennessee, Arkansas, Kentucky, LSU, Ole Miss, Furman, Georgia, Alabama, Northwestern (Outback).

2010 - (14-0, 8-0 SEC)

Table with 4 columns: Date, Opponent, Score, Result. Rows include Arkansas State, Mississippi State, Clemson, South Carolina, ULM, Kentucky, Arkansas, LSU, Ole Miss, Chattanooga, Georgia, Alabama, South Carolina (SECCG), Oregon (BCSCG).

2011 - (8-5, 4-4 SEC)

Table with 4 columns: Date, Opponent, Score, Result. Rows include Utah State, Mississippi State.

Table with 4 columns: Date, Opponent, Score, Result. Rows include Clemson, Florida Atlantic, South Carolina, Arkansas, Florida, LSU, Ole Miss, Georgia, Samford, Alabama, Virginia (Chick-fil-A).

2012 - (1-2, 0-1 SEC)

Table with 4 columns: Date, Opponent, Score, Result. Rows include vs. Clemson, Mississippi State, ULM, LSU, Arkansas, Ole Miss, Vanderbilt, Texas A&M, New Mexico State, Georgia, Alabama A&M, Alabama.



GENE CHIZIK ERA SUPERLATIVES

Most Points

1. 63 vs. Furman (11/07/2009)
2. 62 vs. Tennessee-Chattanooga (11/06/2010)
3. 56 vs. South Carolina (12/04/2010)
4. 54 vs. Ball State (09/26/2009)
5. 52 vs. Arkansas State (09/04/2010)
52 vs. Louisiana-Monroe (10/02/2010)

Fewest Points Allowed

1. 3 vs. Louisiana-Monroe (10/02/2010)
2. 6 vs. Florida (10/15/2011)
3. 13 vs. Louisiana Tech (09/05/2009)
13 vs. South Carolina (10/01/2011)
5. 14 at Mississippi State (09/09/2010)
14 vs. Florida Atlantic (09/24/2011)

Most First Downs

1. 30 vs. Furman (11/07/2009)
2. 29 vs. Mississippi State (09/12/2009)
29 vs. South Carolina (10/01/2010)
4. 28 at Ole Miss (10/30/2010)
28 vs. Georgia (11/13/2010)
28 vs. South Carolina (12/01/2010)
28 vs. Oregon (01/10/2011)

Fewest First Downs Allowed

1. 13 at South Carolina (10/01/2011)
2. 14 vs. Mississippi State (09/12/2009)
14 vs. Florida (10/15/2011)
4. 15 vs. Furman (11/07/2009)
5. 16 at Mississippi State (09/09/2010)

Most Rushing Attempts

1. 67 at South Carolina (10/01/2011)
2. 59 vs. Mississippi State (09/12/2009)
3. 57 vs. South Carolina (09/25/2010)
57 vs. Georgia (11/13/2010)
5. 52 vs. Louisiana Tech (09/05/2009)
52 at Kentucky (10/09/2010)
52 vs. LSU (10/23/2010)
52 at Arkansas (10/08/2011)

Fewest Rushing Attempts – Opponent

1. 24 vs. Georgia (11/13/2010)
2. 28 vs. Arkansas (10/16/2010)
3. 29 at Tennessee (10/03/2009)
4. 30 at Kentucky (10/09/2010)
30 vs. Chattanooga (11/06/2010)
30 vs. Florida (10/15/2011)
30 vs. Virginia (12/31/2011)

Most Rushing Yards

1. 440 vs. LSU (10/23/2010)
2. 390 vs. Mississippi State (09/12/2009)
3. 367 vs. Arkansas State (09/04/2010)
4. 343 at Ole Miss (10/30/2010)
5. 334 vs. South Carolina (09/25/2010)

Fewest Rushing Yards Allowed

1. 38 vs. Louisiana-Monroe (10/02/2010)
2. 43 vs. Arkansas State (09/04/2010)
3. 66 vs. Florida (10/15/2011)
4. 69 at Alabama (11/26/2010)
5. 75 vs. Oregon (01/10/2011)

Most Passes Attempted

1. 35 at Tennessee (10/03/2009)
35 vs. Oregon (01/10/2011)
3. 33 vs. West Virginia (09/19/2009)
33 vs. Northwestern (01/01/2010)
5. 30 vs. Furman (11/07/2009)

Most Passes Completed

1. 27 vs. Furman (11/07/2009)
2. 21 vs. Ball State (09/26/2009)
3. 20 at Tennessee (10/03/2009)
20 at Georgia (11/14/2009)
20 vs. Northwestern (01/01/2010)
20 vs. Oregon (01/10/2011)

Fewest Passes Attempted - Opponent

1. 17 at Georgia (11/14/2009)
2. 18 at Georgia (11/12/2011)
3. 21 vs. Mississippi State (09/12/2009)
4. 22 vs. Kentucky (10/17/2009)
5. 23 at South Carolina (10/01/2011)

Fewest Passes Completed – Opponent

1. 9 vs. Kentucky (10/17/2009)
9 at Georgia (11/14/2009)
9 at South Carolina (10/01/2011)
4. 11 vs. Mississippi State (09/12/2009)
5. 14 vs. Furman (11/07/2009)
14 at Georgia (11/12/2011)

Most Passing Yards

1. 373 vs. Furman (11/07/2009)
2. 351 vs. South Carolina (12/04/2010)
3. 325 vs. Chattanooga (11/06/2010)
4. 306 vs. Ball State (09/26/2009)
5. 300 vs. West Virginia (09/19/2009)

Fewest Passing Yards Allowed

1. 75 vs. Kentucky (10/17/2009)
2. 114 vs. Ball State (09/26/2009)
3. 128 vs. LSU (10/23/2010)
128 vs. Florida (10/15/2011)
5. 129 at Mississippi State (09/09/2010)

Punting Average (Min. 4 Punts)

1. 50.3 vs. LSU (10/23/2010)
2. 48.1 vs. Furman (11/07/2009)
3. 47.4 at Georgia (11/14/2009)
4. 45.7 vs. Mississippi State (09/10/2011)
5. 45.2 vs. Mississippi State (09/12/2009)
45.2 vs. Alabama (11/27/2009)

Highest Time of Possession

1. 35:47 at South Carolina (10/01/2011)
2. 34:46 at Tennessee (10/03/2009)
3. 34:15 vs. Georgia (11/12/2011)
4. 33:14 at Ole Miss (10/30/2010)
5. 32:57 vs. Oregon (01/10/2011)



AUBURN OFFENSIVE CAREER BESTS

3 • DeANGELO BENTON

Table with 3 columns: Statistic, Opponent, Date. Rows include Receptions, Rec. Yards, Rec. Long, Rec. TD.

80 • EMORY BLAKE

Table with 3 columns: Statistic, Opponent, Date. Rows include Receptions, Rec. Yards, Rec. Long, Rec. TD.

22 • MIKE BLAKELY

Table with 3 columns: Statistic, Opponent, Date. Rows include Rush Attempts, Rush Yards, Rush Long.

4 • QUAN BRAY

Table with 3 columns: Statistic, Opponent, Date. Rows include Receptions, Rec. Yards, Kick Ret, Kick Ret Yds, Kick Ret Long, Punt Ret, Punt Ret Yds, Punt Ret Long, Completions, Pass Attempts, Pass Yards, Pass TDs.

30 • STEVEN CLARK

Table with 3 columns: Statistic, Opponent, Date. Rows include Punts, Long Punt, Inside 20.

18 • SAMMIE COATES

Table with 3 columns: Statistic, Opponent, Date. Rows include Receptions, Rec. Yards, Rec. Long, Rec. TD.

10 • KIEHL FRAZIER

Table with 3 columns: Statistic, Opponent, Date. Rows include Completions, Pass Attempts, Pass Yards, Pass TDs, Pass Long, Rush Attempts, Rush Yards, Rush TDs, Rush Long, Receptions, Rec. Yards, Rec. TDs, Rec. Long.

11 • BRANDON FULSE

Table with 3 columns: Statistic, Opponent, Date. Rows include Receptions, Rec. Yards.

43 • PHILIP LUTZENKIRCHEN

Table with 3 columns: Statistic, Opponent, Date. Rows include Receptions, Rec. Yards, Rec. TDs, Rec. Long.

21 • TRE MASON

Table with 3 columns: Statistic, Opponent, Date. Rows include Rush Attempts, Rush Yds, Rush Lg, Rush TD, Receptions, Rec. Yards, Rec. Long, All-Purpose Yards, Kick Ret, Kick Ret Yds, Kick Ret Lg, Kick Ret TD.

23 • ONTERIO McCALEBB

Table with 3 columns: Statistic, Opponent, Date. Rows include Rush Attempts, Rush Yards, Rush TDs, Rush Long, Receptions, Rec. Yards, Rec. TDs, Rec. Long, All-Purpose Yards, Kick Ret, Kick Ret Yds, Kick Ret Lg, Kick Ret TD.

15 • CLINT MOSELEY

Table with 3 columns: Statistic, Opponent, Date. Rows include Completions, Pass Attempts, Pass Yards, Pass TDs.

36 • CODY PARKEY

Table with 3 columns: Statistic, Opponent, Date. Rows include FG Attempts, FGs Made, Career Long.

1 • TROVON REED

Table with 3 columns: Statistic, Opponent, Date. Rows include Receptions, Rec. Yards, Rec. Long, Rush Attempts, Rush Yds, Rush Lg, Punt Ret, Punt Ret Yds, Punt Ret Lg.

85 • TRAVANTE STALLWORTH

Table with 3 columns: Statistic, Opponent, Date. Rows include Receptions, Receiving Yards, Rec. TD, Rec. Long.



AUBURN DEFENSIVE CAREER BESTS

25 • DAREN BATES

Tackles	14	ULM	9/15/12
TFL	1.5	4x (last vs. Virginia)	12/31/11
Sacks.....	1.0	South Carolina	10/1/11
Interceptions.....	1	3x (last vs. Clemson)	9/1/12

22 • T'SHARVAN BELL

Tackles	9	South Carolina (SECCG)	12/4/10
Interceptions.....	2	Northwestern	1/1/10
Deflections.....	2	5x (last at Mississippi State)	9/8/12
Sacks.....	1.0	2x (last vs. Ole Miss)	10/29/11

98 • ANGELO BLACKSON

Tackles	3	Utah State	9/3/11
TFL	1.0	at Clemson	9/17/11
Blocked Kicks.....	1	3x (last vs. ULM)	9/15/12

92 • KENNETH CARTER

Tackles	5	2x (last at Mississippi State)	9/8/12
TFL	1.0	2x (last at Mississippi State)	9/8/12

11 • CHRIS DAVIS

Tackles	8	Virginia (Chick-fil-A)	12/31/11
Deflections.....	2	Tennessee-Chattanooga	11/6/10
TFL	1.0	ULM	9/15/12

94 • NOSA EGUAE

Tackles	9	Mississippi State	9/10/11
TFL	2.5	South Carolina (SECCG)	12/4/10
Sacks.....	2.0	Georgia	11/13/10

35 • JONATHAN EVANS

Tackles	14	Utah State	9/3/11
TFL	1.0	Florida	10/15/11

31 • TRENT FISHER

Tackles	2	ULM	9/15/12
---------------	---	-----	---------

14 • ERIQUE FLORENCE

Tackles	7	Samford	11/19/11
Fumbles Forced.....	1	Mississippi State	9/10/11
Sacks.....	1.0	at LSU	10/22/11

95 • DEE FORD

Tackles	7	Clemson	9/1/12
TFL	2.0	Clemson	9/1/12
Sacks.....	2.0	Clemson	9/1/12

26 • JUSTIN GARRETT

Tackles	5	Samford	11/19/11
TFL	1.0	Samford	11/19/11

5 • JAKE HOLLAND

Tackles	11	2x (last vs. Clemson)	9/1/12
TFL	2.0	Utah State	9/3/11
Sacks.....	1.0	Louisiana-Monroe	10/2/10
Deflections.....	1	Clemson	9/1/12

55 • COREY LEMONIER

Tackles	9	Clemson	9/1/12
TFL	3.0	Florida	10/15/11
Sacks.....	2.0	3x (last vs. Clemson)	9/1/12
Blocks.....	1	2x (last vs. ULM)	9/15/12

12 • DEMETRUCÉ McNEAL

Tackles	18	at Mississippi State	9/8/12
TFL	1.5	at Mississippi State	9/8/12
Deflections.....	1	3x (last ULM)	9/15/12
Interceptions.....	1	2x (last at South Carolina)	10/1/11

6 • JONATHON MINCY

Tackles	7	ULM	9/15/12
Deflections.....	1	2x (last vs. Samford)	11/19/11
Fumbles Forced.....	1	at Mississippi State	9/8/12
Fumbles Recovered.....	1	at South Carolina	10/1/11

10 • LADARIUS OWENS

Tackles	3	Florida Atlantic	9/24/11
TFL	1.5	at South Carolina	10/1/11
Sacks.....	1.0	at South Carolina	10/1/11

56 • ASHTON RICHARDSON

Tackles	1	Clemson	9/1/12
---------------	---	---------	--------

13 • CRAIG SANDERS

Tackles	3	Arkansas State	9/4/10
TFL	1.5	Mississippi State	9/10/11

96 • DEVAUNTE SIGLER

Tackles	3	Mississippi State	9/10/11
Sacks.....	1	Florida	10/15/11
TFL	1	Florida	10/15/11

24 • RYAN SMITH

Tackles	12	Clemson	9/1/12
TFL	1.0	2x (last vs. Virginia, Chick-fil-A)	12/31/11
Fumbles Recovered.....	1	Virginia, Chick-fil-A	12/31/11

27 • ROBENSON THEREZIE

Tackles	5	Florida Atlantic	9/24/11
Deflections.....	1	Florida Atlantic	9/24/11

74 • JAMAR TRAVIS

Tackles	2	Florida Atlantic	5/24/11
TFL	1	Utah State	9/3/11

54 • JEFFREY WHITAKER

Tackles	4	at Georgia	11/12/11
TFL	1.0	Ole Miss	10/29/11

19 • RYAN WHITE

Tackles	7	Clemson	9/1/12
Deflections.....	1	4x (last vs. Ole Miss)	10/29/11

9 • JERMAINE WHITEHEAD

Tackles	12	at Mississippi State	9/8/12
TFL	1.0	ULM	9/15/12
Sacks.....	1.0	ULM	9/15/12
Interceptions.....	1	Florida Atlantic	9/24/11
Deflections.....	1	5x (last at Mississippi State)	9/8/12
Fumbles Recovered.....	1	at Mississippi State	9/8/12

90 • GABE WRIGHT

Tackles	4	Georgia	11/12/11
TFL	1.0	3x (last vs. Virginia, Chick-fil-A)	12/31/11
Fumbles Forced.....	1	Arkansas	10/8/11



COACHING STAFF ON THE FIELD



GENE CHIZIK
HEAD COACH



TROOPER TAYLOR
*ASST. HEAD COACH/
WIDE RECEIVERS*



BRIAN VANGORDER
DEFENSIVE COORDINATOR



JAY BOULWARE
*SPECIAL TEAM COORD./
TIGHT ENDS*



JEFF GRIMES
OFFENSIVE LINE



CURTIS LUPER
RUNNING BACKS



MIKE PELTON
DEFENSIVE LINE



TOMMY THIGPEN
LINEBACKERS

COACHING STAFF IN THE BOOTH



SCOT LOEFFLER
OFFENSIVE COORDINATOR



WILLIE MARTINEZ
SECONDARY