

2013-14 AUBURN TIGERS GAME NOTES - NOVEMBER 19, 2013

2013-14 SCHEDULE

DATE	OPPONENT	SCORE	W/L
10/28	Victory Univ.#	109-67	W
11/1	Paine College#	99-64	W
11/8	Nicholls State	76-54	W
11/15	Northwestern St.	92-111	L
11/19	Jacksonville St.	7:00 p.m.	AUHD
11/23	Murray State	7:00 p.m.	AUHD
11/26	Tennessee St.	7:00 p.m.	AUHD

12/2	at Iowa State	6:00 p.m.	ESPNU
12/8	vs. Illinois ¹	2:00 p.m.	FSN
12/19	Clemson	7:00 p.m.	FSN
12/22	Boston College	1:00 p.m.	CSS
12/30	Ark.-Pine Bluff	7:00 p.m.	CSS

1/4	Florida A&M	7:00 p.m.	AUHD
1/9	at Ole Miss	6:00 p.m.	ESPN/2
1/11	Missouri*	1:00 p.m.	ESPNU
1/15	at Tennessee*	6:00 p.m.	CSS
1/18	Florida*	3:00 p.m.	SECTV
1/22	at Mississippi St.*	7:00 p.m.	ESPN3
1/25	at Arkansas*	5:00 p.m.	FSN
1/29	Alabama*	7:00 p.m.	SECTV

2/1	Georgia*	12:30 p.m.	SECTV
2/5	at S. Carolina*	6:00 p.m.	ESPN3
2/8	at LSU*	3:00 p.m.	SECTV
2/12	Kentucky*	7:00 p.m.	SECTV
2/15	Mississippi St.*	12:30 p.m.	SECTV
2/19	at Florida*	6:00 p.m.	FSN
2/22	Vanderbilt*	5:00 p.m.	FSN
2/26	South Carolina*	8:00 p.m.	FSN

3/1	at Alabama*	2:00 p.m.	ESPNU
3/5	Tennessee*	7:00 p.m.	SECTV
3/8	at Texas A&M*	3:00 p.m.	SECTV
3/12	SEC Tournament	TBA	TBA
3/13	SEC Tournament	TBA	TBA
3/14	SEC Tournament	TBA	TBA
3/15	SEC Tournament	TBA	TBA
3/16	SEC Tournament	TBA	TBA

All times CT

- Exhibition Game

1 - Atlanta, Ga. (Philips Arena)

* - SEC Game

ABOUT THE GAME

TELEVISION • AUHD

Play-by-Play: Rod Bramblett
Analyst: Sonny Smith

RADIO • WGZZ 94.3 FM

Play-by-Play: Rod Bramblett
Analyst: Sonny Smith

AUBURN MEDIA RELATIONS

Dan Froehlich, Assoc. Dir. of Media Relations
334-844-9803 (O) • 334-750-1389 (C)
froehdp@auburn.edu

JACKSONVILLE STATE GAMECOCKS (0-4) AT AUBURN TIGERS (1-1)



GAME #3 • HOME GAME #3
TUESDAY, NOVEMBER 19, 2013 • 7:00 P.M. CT
AUBURN ARENA (AUBURN, ALA.)
AUHD • WGZZ 94.3 FM



AUBURN TRIES TO BOUNCE BACK VS. JACKSONVILLE STATE

The Auburn basketball team will play host to Jacksonville State on Tuesday as it tries to bounce back from a 111-92 defeat to Northwestern State in its last game out. Despite the loss, Auburn set or tied Tony Barbee-era records in points scored (92), field goals made (37) and assists (23), with **Chris Denson** setting a career high in points (29) and matching his career highs in rebounds (9) and assists (5).

TIGER TALES

- Auburn is in its 108th season of basketball and is 1,239-1,103-1 (.529) all-time
- Tony Barbee** is in his fourth year guiding Auburn and his eighth season as a head coach overall
- Auburn opens the season by playing five consecutive home games and is currently 1-1 on the homestand
- Senior guard **Chris Denson** leads the SEC in scoring (24.5 ppg), is seventh in field goal percentage (.615), tied for fifth in assists (4.0 apg) and is 18th in rebounds (6.5 rpg)
- Auburn's 1.5 assist-to-turnover ratio is third in the SEC (37 assists, 25 turnovers) ... Senior forward **Allen Payne** leads the league at 7.0 (7 assists, 1 turnover) while **Denson** and freshman point guard **Tahj Shamsid-Deen** are both tied for fifth in the league at 2.7 (8 assists, 3 turnovers each)

PROBABLE STARTERS

EXHIBITION AVERAGES

NOTES

#1 KT HARRELL

Jr. • G • 6-4 • 216 • Montgomery, Ala.

PPG	RPG	APG	SPG	BPG	MPG
21.0	4.5	5.2	0.5	1.0	32.0

Has scored 21 points in each of the first two games ... Is currently 4th in the SEC at 21.0 ppg ... 4 made 3-pointers is tied for 10th ... Is shooting .424 from the floor (14-33) and .267 from beyond the arc (4-15)

#2 ALLEN PAYNE

Sr. • F • 6-6 • 225 • Cincinnati, Ohio

PPG	RPG	APG	SPG	BPG	MPG
7.0	5.0	3.5	1.5	0.5	25.0

SEC leader in assist-to-turnover ratio at 7.0 (7 assists, 1 turnover) ... 3.5 assists per game are tied for 10th in the SEC ... Was 2 rebounds shy of his first career double-double in the game vs. Northwestern State, scoring 10 points ... Has 17 career double-digit scoring games

#0 ASAUN DIXON-TATUM

Sr. • C • 7-0 • 226 • Anderson, Ind.

PPG	RPG	APG	SPG	BPG	MPG
7.0	7.0	0.5	0.0	2.0	19.5

Tied for 4th in the SEC in blocks per game at 2.0 ... Tied for 14th in the SEC at 7.0 rebounds per game ... 4.5 offensive rebounds per game is 4th in SEC ... Went for 6 points and 6 boards against Northwestern State

#3 CHRIS DENSON

Sr. • G • 6-2 • 181 • Columbus, Ga.

PPG	RPG	APG	SPG	BPG	MPG
24.5	6.5	4.0	0.0	0.5	33.0

SEC leader in scoring (24.5 ppg) ... Went for a career-high 29 points against Northwestern State ... Also tied his career highs in both rebounds (9) and assists (5)615 field goal percentage is 7th in SEC ... Now has 5 career 20-point games

#13 TAHJ SHAMSID-DEEN

Fr. • PG • 5-10 • 163 • Decatur, Ga.

PPG	RPG	APG	SPG	BPG	MPG
7.0	1.5	4.0	0.5	0.0	24.0

Starting PG in both games ... 4.0 APG is tied for 5th in the SEC ... First FR to start the season-opener for Auburn since Earnest Ross in 2009-10 and the first FR to start the season-opener at PG since Quantez Robertson in 2005-06.

KEY RESERVES

EXHIBITION AVERAGES

NOTES

#21 MALCOLM CANADA

Jr. • PG • 6-3 • 224 • Austin, Texas

PPG	RPG	APG	SPG	BPG	MPG
3.5	3.5	2.5	1.5	0.0	16.0

Back-up PG to Shamsid-Deen in the first two games ... Is just 1-5 from the floor but is 5-8 from the FT line ... Had 4 assists off the bench against Northwestern State

#31 BENAS GRICIUNAS

Fr. • C • 7-0 • 225 • Silute, Lithuania

PPG	RPG	APG	SPG	BPG	MPG
3.0	2.5	0.0	0.0	1.0	13.0

Played 17 mins. off the bench in the season-opener ... Was 2-for-4 from the field and pulled down 3 rebounds ... Is 0-1 from 3-point range

#32 CHRIS GRIFFIN

Jr. • F • 6-7 • 229 • Tallahassee, Fla.

PPG	RPG	APG	SPG	BPG	MPG
6.5	3.0	0.5	0.5	1.0	14.5

Scored a career-high 13 points off the bench against Northwestern State ... Was 5-9 from the field and 3-5 from 3-point range ... Was scoreless in the season-opener, attempting just 2 shots

TONIGHT'S OPPONENT -- JACKSONVILLE STATE (NOV. 19, 2013 - AUBURN, ALA.)

2013-14 STATS	PPG	OPP PPG	FG%	3FG%	FT%	RPG	APG	SPG	BPG	TO
Auburn	84.0	82.5	.465	.273	.644	41.0	18.5	4.5	6.0	12.5
Jacksonville St.	68.8	80.2	.402	.280	.653	35.0	19.5	9.0	3.5	24.0

Auburn Head Coach: **Tony Barbee**
(UMass '93)
at Auburn: 36-60 (.375) / 4th Year
Overall: 118-112 (.513) / 8th Year

Jacksonville St Head Coach: **James Green**
(Ole Miss '83)
at Jacksonville St: 59-94 (.386) 6th Year
Overall: 226-244 (.481) 17th Year

ALL-TIME STREAKS

Overall: 12-0 Won 12
Home: 12-0 Won 12
Road: N/A N/A

Auburn and Jacksonville State are meeting for the 13th time overall but the first time since the 2005 season ... Auburn has won every game in the series, with an average margin of victory of 28.0 ppg, averaging 91.5 ppg ... Jacksonville State assistant coach Reggie Sharp played at Auburn from 1998-2001 and was a team captain his senior season ... JSU assistant coach Eugene Harris was an assistant coach at Auburn from 1994-01 under Cliff Ellis ... JSU opened the season with losses to Bradley (72-65), Illinois (86-62), Chicago State (79-75) and Alabama State (84-73) ... JSU was picked to finish fourth in the Ohio Valley's East Division.

PROJECTED STARTERS

No.	Pos.	Name	Ht.	Yr.	PPG	RPG	Hometown	Notes
15	G	Grant White	6-2	Jr.	6.5	1.5	Monroeville, Ala.	
21	G	Brian Williams	6-1	Sr.	14.8	4.3	Lawrenceville, Ga.	
11	G	Darion Rackley	6-3	Jr.	16.8	3.0	St. Louis, Mo.	
23	F	D.J. Felder	6-7	Jr.	7.5	5.0	Topeka, Kan.	
33	F	Nick Cook	6-6	Sr.	8.5	8.8	Hattiesburg, Miss.	

NEXT OPPONENT -- MURRAY STATE (NOV. 23, 2013 - AUBURN, ALA.)

2013-14 STATS	PPG	OPP PPG	FG%	3FG%	FT%	RPG	APG	SPG	BPG	TO
Murray St.	77.0	72.0	.464	.327	.656	37.0	11.0	9.0	5.0	13.3

Murray State Head Coach: **Steve Prohm**
(Alabama '97)
at Murray State: 53-13 (.803) 3rd Year
Overall: Same

ALL-TIME STREAKS

Overall: 2-1 Lost 1
Home: 1-0 Won 1
Road: 0-0 --
Neutral: 1-1 Lost 1

Auburn and Murray State are meeting for the fourth time overall and for the second consecutive season ... Murray State was a 20-point winner last year, 79-59, in a game played in Charleston, S.C. ... Murray State has visited Auburn one time before, a 72-53 Auburn win in Beard-Eaves Coliseum in 2002 ... Murray State is 1-2 to start the season with losses in each of its games against DI opponents and a win over Brescia ... Murray State plays host to Bethel (Tenn.) on Tuesday night.

SCOUTING JACKSONVILLE STATE

A member of the Ohio Valley Conference's East Division, Jacksonville State heads into Tuesday's tilt 0-4 after falling to Alabama State, 84-73, on Saturday evening.

Jacksonville State returns starters Brian Williams and Darion Rackley off of a team that went 17-11 (8-8 OVC) last year. Williams and Rackley have each been the high-point scorer twice this year, including tying for a game-high 23 against Chicago State. Nick Cook has been the leading rebounder in every game thus far and is averaging 8.8 boards per game.

Jacksonville State is averaging 68.8 ppg while allowing 80.2 ppg as teams are shooting .495 from the floor against the Gamecocks and .377 from 3-point range.

OWNING THE PAINT

Auburn has so far dominated both its opponents inside the paint, leading the battle of points in the paint by an average of 15.0 ppg so far. Auburn has also out-rebounded both of its opponents and is plus-6 on the season on the boards, averaging 41.0 rebounds per game.

ASSIST-TO-TURNOVER RATIO

Auburn enters the week third in the SEC in assist-to-turnover ratio at 1.5, dishing out 37 assists (18.5 apg) against 25 turnovers (12.5 per game). Starting point guard freshman **Tahj Shamsid-Deen** and senior guard **Chris Denson** are both tied for fifth in the league at 2.7 (8 assists, 3 turnovers each) while senior forward **Allen Payne** leads the league with a 7.0 mark, having committed just one turnover to his seven assists.

DENSON GOES BIG AGAINST DEMONS

Senior guard **Chris Denson** had a career night against Northwestern State, going 12-for-18 from the floor en route to a career-high 29 points. The two-guard also matched his career highs in both rebounds (9) and assists (5).

THE CHRIS GRIFFIN SHOW

Junior forward **Chris Griffin** had his breakout performance against Northwestern State, hitting 5-of-9 shots from the floor and 3-of-5 from beyond the mark en route to a career-high 13 points. He also grabbed four rebounds, blocked two shots and had both an assist and a steal in 17 minutes of play.

AUBURN AT THE LINE

Auburn attempted 41 free throws in its season-opening win over Nicholls, hitting 28 (68.3 percent). **Chris Denson** hit a career-high 11 free throws on a career-high 14 free throw attempts while **KT Harrell** and **Malcolm Canada** each hit five.

Coach **Tony Barbee** wants his team to hit more free throws than the other team attempts, which Auburn accomplished in the season-opener as Nicholls shot just 22 free throws, hitting 10.

KT'S BIG DEBUT

Junior **KT Harrell** had a big debut for Auburn, scoring a career-high 21 points in his first collegiate game since Dec. 21, 2011 when he was still at Virginia. Before his explosive opener, his previous career high was 20 points against Oregon on Dec. 17, 2010 when he was 8-for-12 from the field and 4-for-6 from the free throw line. In his Auburn debut he scored Auburn's first five

points, hitting a 3-pointer 15 seconds into the game and a layup 40 seconds later. He finished the game 7-for-13 from the field, including 2-for-4 from 3-point range, and was 5-for-7 from the free throw line.

GET THAT SHOT OUTTA HERE!

Asaiah Dixon-Tatum blocked a career-high-tying four shots in the season-opening win over Nicholls, giving him 48 for his career, which is currently eighth among current SEC players. The senior center is averaging 1.41 blocks per game in his two-year Auburn career. To break into the Auburn career top-10 for blocks, he would need to record 40 more blocks this season.

THE TAHJ MAHAL

Freshman point guard **Tahj Shamsid-Deen** became the first Auburn freshman to start a season-opener since Earnest Ross in 2009-10 and the first Auburn freshman to start the season-opener at the point since Quantez Robertson in 2005-06. Shamsid-Deen responded by scoring five points and dishing out a team-best four assists.

A PAYNE IN THE GLASS

Senior forward **Allen Payne** is currently sixth among active SEC players in career rebounds with 328 and seventh in career steals with 83. In 85 career games, he averages 3.9 rebounds per game and 1.0 steal per game while chipping in 6.1 points per game. During his three-plus years at Auburn, he has been the team's leading rebounder 14 times, it's leading scorer seven times and the assists leader five times. He has also collected 17 double-digit scoring games.

2013-14 Auburn Tigers

#	Player	Pos.	Yr.	Ht.	Wt.	Exp.	Hometown (Last School)
0	Asaahn Dixon-Tatum	C	SR	7-0	226	1L	Anderson, Ind. (Chattahoochee Tech)
1	KT Harrell	G	JR	6-4	216	TR	Montgomery, Ala. (Virginia)
2	Allen Payne	F	SR	6-6	225	3L	Cincinnati, Ohio (Winton Woods)
3	Chris Denson	G	SR	6-2	181	3L	Columbus, Ga. (Shaw)
4	Devin Waddell	G/F	SO	6-6	209	HS	Summerfield, N.C. (Hargrave Military)
11	Dion Wade	G	FR	6-5	170	HS	Antwerp, Belgium (Findlay Prep)
13	Tahj Shamsid-Deen	PG	FR	5-10	163	HS	Decatur, Ga. (Columbia)
20	Alex Thompson	F	FR	6-8	204	HS	Dothan, Ala. (Houston Academy)
21	Malcolm Canada	PG	JR	6-3	224	JC	Austin, Texas (Ellsworth CC)
22	C.J. Holmes	G	SO	6-0	191	SQ	Washington, D.C. (IMG Academy)
25	Jordon Granger	F	SO	6-8	200	1L	St. Louis, Mo. (McCluer North)
31	Benas Griciunas	C	FR	7-0	225	HS	Silute, Lithuania (Findlay Prep)
32	Chris Griffin	F	JR	6-7	229	JC	Tallahassee, Fla. (Wabash Valley College)
33	Ronald Delph*	C	FR	7-0	235	HS	Winter Haven, Fla. (IMG Academy)
41	Matthew Atewe	C	FR	6-9	250	HS	Brampton, Ont., Canada (Notre Dame Prep)

* - Redshirt

PRONUNCIATION GUIDE

Matthew AteweAtta-way
 Asaahn Dixon-TatumUh-Sahn
 Jordon Granger.....Jore-DON Grain-je
 Benas Griciunas Bennis (like Dennis)
 Greh-see-Onus

COACHES & STAFF

Tony Barbee	Head Coach	(UMass '93 / 4th Year at Auburn)
Ryan Miller	Associate Head Coach	(Northern State '00)
Tony Madlock	Assistant Coach	(Memphis '91)
Milt Wagner	Assistant Coach	(Louisville/Memphis '04)
Steve Smith	Executive Dir. of Basketball	(UMass '81)
Randall Dickey	Dir. of Basketball Operations	(Ouachita Baptist '83)
Corey Speights	Video Coordinator	(UTEP '08)
Harper Williams	Administrative Assistant	(UMass '93)
Jermile Brooks	Athletic Trainer	(Col. of Charleston '01)
Damon Davis	Strength & Conditioning Coach	(Western Illinois '03)

2013-14 Team Managers: Michael Banks, Harrison Evola, Brooks Ohman, John Schuessler, Jonathan Wade, Bianca Webb.

ASSOCIATED PRESS

NOVEMBER 18, 2013

No.	Team	W-L	Pts.	Pvs.
1	Michigan State (51)	3-0	1608	2
2	Kansas (7)	2-0	1523	5
3	Louisville (7)	3-0	1511	3
4	Kentucky	3-1	1410	1
5	Arizona (5)	3-0	1339	6
6	Duke	2-1	1320	4
7	Oklahoma State	3-0	1198	8
8	Ohio State	3-0	1172	10
9	Syracuse	3-0	1135	9
10	VCU	3-0	928	14
11	Memphis	1-0	871	13
12	Wisconsin	3-0	763	20
13	Gonzaga	3-0	710	15
14	Michigan	2-1	705	7
14	Wichita State	4-0	705	16
16	Florida	2-1	619	11
17	Oregon	2-0	613	18
18	Connecticut	4-0	600	19
19	New Mexico	2-0	353	22
20	Baylor	3-0	342	23
21	Iowa State	3-0	296	NR
22	UCLA	2-0	291	24
23	Creighton	3-0	246	NR
24	North Carolina	2-1	213	12
25	Marquette	2-1	144	17

Others receiving votes: Iowa 122, Indiana 109, Virginia 77, Harvard 72, Boise State 28, Belmont 18, Arizona State 13, Villanova 11, Xavier 10, **Tennessee 9**, Pittsburgh 7, Colorado 6, **Missouri 5**, Florida State 4, Minnesota 4, Saint Louis 4, Cincinnati 3, BYU 2, Indiana State 2, Massachusetts 2, George Washington 1, Notre Dame 1.

USA TODAY/ESPN COACHES

NOVEMBER 18, 2013

No.	Team	W-L	Pts.	Pvs.
1.	Michigan State (22)	3-0	789	2
2.	Louisville (8)	3-0	761	3
3.	Kansas (2)	2-0	735	6
4.	Arizona	3-0	684	5
5.	Kentucky	3-1	658	1
6.	Duke	2-1	630	4
7.	Syracuse	3-0	601	7
8.	Ohio State	3-0	597	9
9.	Oklahoma State	3-0	541	12
10.	VCU	3-0	443	14
11.	Memphis	1-0	404	13
12.	Gonzaga	3-0	381	15
13.	Michigan	2-1	362	8
14.	Florida	2-1	359	10
15.	Wisconsin	3-0	332	19
16.	Wichita State	4-0	330	16
17.	Oregon	2-0	275	18
18.	Connecticut	4-0	265	20
19.	North Carolina	2-1	208	11
20.	New Mexico	2-0	180	21
21.	Baylor	3-0	131	25t
22.	Indiana	4-0	129	23
23.	Creighton	3-0	111	NR
24.	UCLA	2-0	105	24
25.	Iowa	4-0	74	NR

Others receiving votes: Marquette 71; **Iowa State 49**; Virginia 42; Boise State 21; Harvard 20; Pittsburgh 19; Georgetown 14; Notre Dame (2-1) 13; Colorado 10; California 9; **Tennessee 9**; Massachusetts 8; Saint Mary's 8; Belmont 5; **Missouri 5**; Saint Louis 5; Arizona State 3; Villanova 2; Brigham Young 1; Utah State 1.


WEEKLY RANKINGS

DATE	AP	COACHES
Preseason	--	--
Nov. 13	--	--
Nov. 18	--	--


2013-14 TV / RADIO CHART



#0 Asaunh Dixon-Tatum
Sr. • Center
7-0 • 226
Anderson, Ind.



#1 KT Harrell
Jr. • Guard
6-4 • 216
Montgomery, Ala.



#2 Allen Payne
Sr. • Forward
6-6 • 225
Cincinnati, Ohio



#3 Chris Denson
Sr. • Guard
6-2 • 181
Columbus, Ga.




#11 Dion Wade
Fr. • Guard
6-5 • 170
Antwerp, Belgium



#13 Tahj Shamsid-Deen
Fr. • Point Guard
5-10 • 163
Decatur, Ga.




#20 Alex Thompson
Fr. • Forward
6-8 • 204
Dothan, Ala.



#21 Malcolm Canada
Jr. • Point Guard
6-3 • 224
Austin, Texas




#22 C.J. Holmes
So. • Guard
6-0 • 191
Washington, D.C.



#25 Jordon Granger
So. • Forward
6-8 • 200
St. Louis, Mo.



#31 Benas Griciunas
Fr. • Center
7-0 • 225
Silute, Lithuania



#32 Chris Griffin
Jr. • Forward
6-7 • 229
Tallahassee, Fla.



#33 Ronald Delph
Fr. • Center
7-0 • 235
Winter Haven, Fla.



#41 Matthew Atewe
Fr. • Center
6-9 • 250
Ontario, Canada



Tony Barbee
Head Coach
4th Year at Auburn
8th Year Overall



Ryan Miller
Associate Head Coach



Tony Madlock
Assistant Coach



Milt Wagner
Assistant Coach



Steve Smith
Exec. Dir. of Basketball



Randall Dickey
Dir. of Basketball Ops.

AUBURN WHEN...

AUBURN RECORD BY STARTING LINEUP

Payne; Dixon-Tatum; Harrell; Denson; Shamsid-Deen 1-1

AUBURN DOUBLE-FIGURE GAMES

POINTS

Harrell - 2; Denson -2; Payne - 1

REBOUNDS

DOUBLE-DOUBLES

AUBURN RECORD

ALL

SEC

Leading at halftime:

1-1

Tied at half:

Trailing at halftime:

Shoot 50% or higher:

Shoot less than 50%:

1-1

Shoot higher % than opp.:

1-0

Shoot lower % than opp.:

0-1

Opp. shoot worse than 50%:

1-0

Opp. shoot 50% or higher:

0-1

Score less than 60 points:

Score 60-69 points:

Score 70-79 points:

1-0

Score 80-89 points:

Score 90-99 points:

0-1

Score 100+ points:

Opp. score less than 60 pts.:

1-0

Opp. score 60-69 points:

Opp. score 70-79 points:

Opp. score 80-89 points:

Opp. score 90-99 points:

Opp. score 100+ points:

0-1

Outrebounded opponent:

1-1

Outrebounded by opponent:

Equal number of rebounds:

Fewer turnovers than opp.:

1-0

Same turnovers as opp.:

More turnovers than opp.:

0-1

Make 8-or-more 3-pointers:

0-1

Make 7-or-fewer 3 pointers:

1-0

Games decided by 5 or fewer:

Overtime games:

On ESPN:

On ESPN2:

On ESPN3:

On ESPNU:

On AUHD:

1-1

On CSS:

On FSN:

On SECTV:

vs. SEC at Home:

vs. SEC on Road:

Games vs. ranked opp.:

Games following a win:

0-1

Games following a loss:

More points in the paint:

1-1

Fewer/Same points in the paint:

More bench points than opp.:

Fewer or same bench points:

1-1

More 2nd-chance points:

1-1

Fewer or same 2nd-chance pts.:

More or same points of TOs:

1-1

Fewer points off TOs:

On Sunday:

On Monday:

On Tuesday:

On Wednesday:

On Thursday:

On Friday:

1-1

On Saturday:

2013-14 INDIVIDUAL HIGHS

POINTS

AU: 29, Chris Denson vs. Northwestern State

Opp: 30, Jalan West, Northwestern State

FIELD GOALS MADE

AU: 12, Chris Denson vs. Northwestern State

Opp: 10, Jalan West, Northwestern State

FIELD GOALS ATTEMPTED

AU: 20, KT Harrell vs. Northwestern State

Opp: 17, Brison White, Northwestern State

3-POINTERS MADE

AU: 3, Chris Griffin vs. Northwestern State

Opp: 5, Jalan West & Gary Stewart, N'western St.

3-POINTERS ATTEMPTED

AU: 11, KT Harrell vs. Northwestern State

Opp: 8, Jalan West & Gary Stewart, N'western St.

FREE THROWS MADE

AU: 11, Chris Denson vs. Nicholls

Opp: 8, DeQuan Hicks, Northwestern State

FREE THROWS ATTEMPTED

AU: 14, Chris Denson vs. Nicholls

Opp: 9, DeQuan Hicks, Northwestern State

REBOUNDS

AU: 9, Chris Denson vs. Northwestern State

Opp: 9, Jalan West, Northwestern State

ASSISTS

AU: 5, Chris Denson vs. Northwestern State

Opp: 6, Jalan West, Northwestern State

TURNOVERS

AU: 4, KT Harrell vs. Nicholls

Opp: 4, 2x, DeQuan Hicks, Northwestern State

BLOCKS

AU: 4, Asaahn Dixon-Tatum vs. Northwestern State

Opp: 1, multiple times

STEALS

AU: 2, Allen Payne & Malcolm Canada vs. Nicholls

Opp: 3, Jalan West, Northwestern State

2013-14 AUBURN INDIVIDUAL SEASON HIGHS

	POINTS	REBOUNDS	ASST/*BLK/^STL
Malcolm Canada	7 vs. Nicholls	5 vs Nicholls	4 vs. N'western St
Chris Denson	29 vs. N'western St.	9 vs. N'western St.	5 vs. N'western St.
Asaahn Dixon-Tatum	8 vs. Nicholls	8 vs. Nicholls	*4 vs Nicholls
Jordon Granger	2, 2x, vs. N'western St.	4 vs. N'western St.	1 vs. N'western St.
Benas Griciunas	4 vs. Nicholls	3 vs. Nicholls	1, 2x, vs. N'western St.
Chris Griffin	13 vs. vs. N'western St.	4 vs. N'western St.	*2 vs. N'western St.
KT Harrell	21, 2x, vs. N'western St.	5 vs. Nicholls	4 vs. N'western St.
CJ Holmes	--	--	--
Allen Payne	8 vs. N'western St.	8 vs. N'western St.	4 vs. N'western St.
Alex Thompson	--	--	--
Tahj Shamsid-Deen	9 vs. N'western St.	2 vs. N'western St.	4, 2x, vs. N'western St.
Devin Waddell	--	--	--
Dion Wade	5 vs. Nicholls	6 vs. Nicholls	1 vs. Nicholls

POINT, POINT, PASS!

Auburn's point guard duo of **Tahj Shamsid-Deen** and **Malcolm Canada** combined for 12 points, six rebounds and five assists in the season-opening won over Nicholls. Shamsid-Deen logged 23 minutes, starting both halves, while Canada clocked 17 minutes.

AUBURN IN THE AUBURN ARENA

Auburn opens the season by playing five consecutive home games in the Auburn Arena. Auburn is 31-25 (.554) all-time in games played at the Arena, including a 22-9 (.710) record in non-conference games.

AUBURN IN THE EXHIBITION SEASON

Auburn went 2-0 in the exhibition season, defeating Victory University, 109-67, and Paine College, 99-64.

Chris Denson averaged 22.5 ppg for Auburn, which shot a collective .584 from the field, while **KT Harrell** was next at 19.5 ppg.

Newcomers **Chris Griffin** (8.0 rpg) **Benas Griciunas** (6.0 rpg) were the top two rebounding leaders for Auburn, which was plus-10.5 rebounds per game over the two contests.

50-POINT HALVES

Auburn recorded three straight 50-point

QUOTING BARBEE...

On what he is expecting out of Tuesday's game...

"Even though they are 0-4 they have been very competitive in every game. You have a team that is going to come in here with a lot of energy. I have coached against a lot of James Green-coached teams and his teams always play hard and tough and are well-prepared."

On Auburn's defense...

"Going back and watching the tape, (Northwestern State) made some incredibly hard, contested shots that they didn't make the game before or the game after. Our hats off to them but our defense can always improve."

On the new defensive rules...

"You can't be as aggressive. The only thing you hope as a coach is that the game is going to be officiated consistently on both ends of the floor given the new rules. I think a lot of coaches are worried about that, a consistent whistle. I don't think any of us mind. We'd rather not have the game have 100 whistles in it, but if that's what it takes to clean up the game in terms of the physicality of it, then I think we will all accept it as long as it is officiated on a consistent basis possession to possession."

On bouncing back...

"(Northwestern State) is a good team, they are going to be in the NCAA Tournament again. They would probably going to win their league, I would suspect. As disappointing as it was to lose at home, it's not like we lost to a bad team. That's a really good team."

halves during the exhibition season, scoring 56 points in the first half against Victory University, 53 in the second half and then 52 in the first half of the win over Paine College. Auburn fell three points shy of a fourth straight 50-point half as it scored 47 in the second half against Paine.

BIGGIE, BIGGIE, BIGGIE, CAN'T YOU SEE?

Auburn boasts two 7-footers on its roster in centers **Asaunh Dixon-Tatum** and freshmen **Benas Griciunas**. Add in freshman center **Matthew Atewe**, who is 6-9, and Auburn can put up one of the biggest front courts in the SEC. Kentucky also has two 7-footers while Alabama and LSU each has one.

Auburn's roster has an average height of 77.71 inches (6-5 3/4).

DUNK YOU VERY MUCH

Asaunh Dixon-Tatum finished the exhibition win over Victory with 14 points on 6-for-7 shooting. Of his six made field goals, five came on dunks. He followed that up with a pair of dunks on 4-for-8 shooting against Paine, giving him seven dunks on 10 total made field goals. He then opened the season with dunks for all three of his made field goals against Nicholls. The senior center unofficially had 16 dunks all of last season.

POINTS IN THE PAINT

Auburn used its significant height advantage in its 109-67 exhibition win over Victory, scoring 58 points in the paint while allowing just 16. The team followed that up with 52 points in the paint against Paine while allowing 28. Centers **Asaunh Dixon-Tatum** (12.5 PPG) and **Benas Griciunas** (13.0 PPG) combined to shoot 68.8 percent from the floor during the exhibition season (22-for-32).

CD3 LEADS THE WAY

Senior shooting guard **Chris Denson** scored a game-high 21 points in the 109-67 exhibition win over Victory. He was 9-for-15 (60 percent) from the floor, including 2-for-5 (40 percent) from 3-point range. He then scored 24 points in the win over Paine on 8-for-10 shooting (80 percent) to finish the exhibition season shooting 68 percent on 17-for-25 shooting from the floor,

SEC PRESEASON PROJECTIONS

Preseason Media Poll	Pts
Kentucky (21).....	371
Florida (5)	353
Tennessee (1).....	320
LSU.....	270
Missouri.....	262
Alabama	257
Ole Miss.....	216
Arkansas	197
Texas A&M.....	139
Vanderbilt.....	125
Georgia	119
South Carolina	108
Mississippi State	59
Auburn	39
<i>First-Place Votes in Parentheses</i>	

including 4-for-8 from 3-point range.

Denson has a career scoring average of 9.3 ppg on 46.7 percent shooting and has scored in double-digits in 35 of the 72 games he has played in.

BLUE DOWNS ORANGE IN SCRIMMAGE

The Blue Team, led by Chris Denson (18) and Asaunh Dixon-Tatum (18 points, 10 rebounds), came back from a 4-point halftime deficit to defeat the Orange Team, 59-50, in a scrimmage on Saturday afternoon, Oct. 26. Denson scored 15 points in the second half, hitting all five of his field goals. Chris Griffin scored 19 for the Orange Team, hitting five 3-pointers along the way.

FRESH FACES

Auburn's roster includes eight newcomers in junior guard **KT Harrell**, freshman guard **Dion Wade**, freshman point guard **Tahj Shamsid-Deen**, freshman forward **Alex Thompson**, junior point guard **Malcolm Canada**, freshman center **Benas Griciunas**, junior forward **Chris Griffin** and freshman center **Matthew Atewe**.

TOUGH DECEMBER SLATE AWAITS

The month of December figures to be a challenging one for Auburn with games at Iowa State (Dec. 2) as part of the Big XII/SEC Challenge, vs. Illinois in Atlanta (Dec. 8), home vs. Clemson (Dec. 19) and home vs. Boston College (Dec. 22). The games against both Illinois and Boston College are rematches from a year ago, with Auburn falling to Illinois by two points and Boston College by just one.

TIGER TIDBITS

- Auburn went 2-0 during its overseas trip to the Bahamas this past August 2-10. Auburn defeated the Real Deal Shockers, 99-63, in its first game and then the Bahamas All-Stars, 88-60, in its only other contest on the island.

Chris Denson averaged 21.5 ppg on the trip, going for a team-high 24 against the Real Deal Shockers.

Point guards **Tahj Shamsid-Deen** (9.0 ppg) and **Malcolm Canada** (6.5 ppg) each had one start on the trip.

Small forward **Chris Griffin** went for 20 points in the opener, hitting six 3-pointers in the contest.

- Chris Denson** and **Allen Payne** are the only four-year players for Auburn.

- KT Harrell** is eligible this season after sitting out the 2012-13 season after transferring from Virginia. The Montgomery, Ala., native averaged 4.7 ppg in 11 games (5 starts) in 2011-12 before announcing he was transferring in Dec. 2011.

- Auburn has three international players on the roster in **Matthew Atewe** (Ontario, Canada), **Benas Griciunas** (Silute, Lithuania) and **Dion Wade** (Antwerp, Belgium). Wade and Griciunas played high school basketball together at Findlay Prep in Las Vegas, Nev.

- Head coach **Tony Barbee** has announced that freshman center **Ronald Delf** will redshirt the 2013-14 season.

- Devin Waddell**, a 6-6, 209 lbs. forward/guard from Summerfield, N.C., walked on to the team prior to the start of the season.

AUBURN IN SEC CAREER STATS

Career Leaders - Points

1.	1340 Trevor Releford; Alabama	2010-14
2.	1006 Andre Stringer; LSU	2010-14
3.	898 Patric Young; Florida	2010-14
4.	870 Jordan McRae; Tennessee	2010-14
5.	741 Marshall Henderson; Ole Miss	2012-14
6.	705 Jarvis Summers; Ole Miss	2011-14
7.	693 Mardracus Wade; Arkansas	2010-14
8.	678 Johnny O'Bryant III; LSU	2011-14
9.	667 Chris Denson; Auburn	2010-14
10.	647 Anthony Hickey; LSU	2011-14

Career Leaders - Rebounds

1.	625 Patric Young; Florida	2010-14
2.	466 Jarnell Stokes; Tennessee	2011-14
3.	465 Johnny O'Bryant III; LSU	2011-14
4.	437 Will Yeguate; Florida	2010-14
5.	354 Donte' Williams; Georgia	2010-14
6.	328 Allen Payne; Auburn	2010-14
7.	327 Jeronne Maymon; Tennessee	2010-11,13-14
8.	319 Rod Odom; Vanderbilt	2010-14
9.	317 Trevor Releford; Alabama	2010-14
10.	287 Levi Randolph; Alabama	2011-14

Career Leaders - Blocked Shots

1.	123 Patric Young; Florida	2010-14
2.	97 Donte' Williams; Georgia	2010-14
3.	70 Willie Cauley-Stein; Kentucky	2012-14
4.	66 Nick Jacobs; Alabama	2011-14
5.	63 Jarnell Stokes; Tennessee	2011-14
6.	60 Jordan McRae; Tennessee	2010-14
7.	57 Aaron Jones; Ole Miss	2011-14
8.	48 Asaunh Dixon-Tatum; Auburn	2012-14
9.	45 Johnny O'Bryant III; LSU	2011-14
10.	44 Josh Richardson; Tennessee	2011-14

Career Leaders - Steals

1.	195 Trevor Releford; Alabama	2010-14
2.	160 Anthony Hickey; LSU	2011-14
3.	130 Mardracus Wade; Arkansas	2010-14
4.	100 Andre Stringer; LSU	2010-14
5.	86 Will Yeguate; Florida	2010-14
6.	83 Allen Payne; Auburn	2010-14
7.	76 Levi Randolph; Alabama	2011-14
8.	75 Patric Young; Florida	2010-14
9.	70 Alex Caruso; Texas A&M	2012-14
10.	60 Jarvis Summers; Ole Miss	2011-14

all stats as of Nov. 18

2013-14 GAME-BY-GAME TEAM STATS

Opponent	Score	FG-FGA	Pct	3FG-3FGA	Pct	FT-FTA	Pct	Rebounds Off-Def-Tot	PF	A	TO	Blk	Stl
Nicholls	54	19-56	.339	6-24	.250	10-22	.455	15-19-34	31	11	14	1	3
at Auburn	76	22-46	.478	4-15	.267	28-41	.683	11-28-39	19	14	13	7	5
Northwestern State	111	36-72	.500	14-27	.519	25-29	.862	11-31-42	17	20	10	4	7
at Auburn	92	37-81	.457	8-29	.276	10-18	.556	17-26-43	24	23	12	5	4

2013-14 TEAM HIGHS & LOWS

AUBURN

	HIGH	LOW
POINTS SCORED	92, vs. Northwestern State	54, vs. Nicholls
POINTS, FIRST HALF	48, vs. Northwestern State	37, vs. Nicholls
POINTS, SECOND HALF	44, vs. Northwestern State	39, vs. Nicholls
POINT DIFFERENTIAL	+22 vs. Nicholls	-19 vs. Northwestern State
FIELD GOALS MADE	37, vs. Northwestern State	22, vs. Nicholls
FIELD GOALS ATTEMPTED	81, vs. Northwestern State	46, vs. Nicholls
FIELD GOAL PERCENTAGE	.478 (22-46) vs. Nicholls	.457 (37-81) vs. Northwestern State
3-POINTERS MADE	8, vs. Northwestern State	4, vs. Nicholls
3-POINTERS ATTEMPTED	29, vs. Northwestern State	15, vs. Nicholls
3-POINT PERCENTAGE	.276 (8-29) vs. Northwestern State	.267 (4-15) vs. Nicholls
FREE THROWS MADE	28, vs. Nicholls	10, vs. Northwestern State
FREE THROWS ATTEMPTED	41, vs. Nicholls	18, vs. Northwestern State
FREE THROW PERCENTAGE	.683 (28-41) vs. Nicholls	.556 (10-18) vs. Northwestern State
REBOUNDS	43, vs. Northwestern State	39, vs. Nicholl
OFFENSIVE REBOUNDS	17, vs. Northwestern State	11, vs. Nicholls
DEFENSIVE REBOUNDS	28, vs. Nicholls	26, vs. Northwestern State
REBOUND MARGIN	+5, vs. Nicholls	+1, vs. Northwestern State
ASSISTS	23, vs. Northwestern State	14, vs. Nicholls
TURNOVERS	13, vs. Nicholls	12, vs. Northwestern State
BLOCKED SHOTS	7, vs. Nicholls	5, vs. Northwestern State
STEALS	5, vs. Nicholls	4, vs. Northwestern State
FOULS	24, vs. Northwestern State	19, vs. Nicholls

OPPONENTS

	HIGH	LOW
POINTS SCORED	111, Northwestern State	76, Nicholls
POINTS, FIRST HALF	39, Northwestern State	29, Nicholls
POINTS, SECOND HALF	72, Northwestern State	25, Nicholls
POINT DIFFERENTIAL	+19, Northwestern State	-22, Nicholls
FIELD GOALS MADE	36, Northwestern State	19, Nicholls
FIELD GOALS ATTEMPTED	72, Northwestern State	56, Nicholls
FIELD GOAL PERCENTAGE	.500 (36-72) Northwestern State	.339 (19-56) Nicholls
3-POINTERS MADE	14, Northwestern State	6, Nicholls
3-POINTERS ATTEMPTED	27, Northwestern State	24, Nicholls
3-POINT PERCENTAGE	.519 (14-27) Northwestern State	.250 (6-24) Nicholls
FREE THROWS MADE	25, Northwestern State	10, Nicholls
FREE THROWS ATTEMPTED	27, Northwestern State	22, Nicholls
FREE THROW PERCENTAGE	.862 (25-29) Northwestern State	.455 (10-22) Nicholls
REBOUNDS	42, Northwestern State	34, Nicholls
OFFENSIVE REBOUNDS	15, Nicholls	11, Northwestern State
DEFENSIVE REBOUNDS	31, Northwestern State	19, Nicholls
REBOUND MARGIN	-1, Northwestern State	-5, Nicholls
ASSISTS	20, Northwestern State	11, Nicholls
TURNOVERS	14, Nicholls	10, Northwestern State
BLOCKED SHOTS	4, Northwestern State	1, Nicholls
STEALS	7, Northwestern State	3, Nicholls
FOULS	31, Nicholls	17, Northwestern State

DATE	OPPONENT	RESULT	LARGEST LEAD/LARGEST DEFICIT		TIED	LEAD CHANGES
			LARGEST LEAD	LARGEST DEFICIT		
Nov. 8	Nicholls	W, 76-54	27 (68-41, 8:24 2nd)	--	1	0
Nov. 15	Northwestern State	L, 92-111	14 (63-49, 16:30 2nd)	20 (89-108, 1:10 2nd)	9	6
Nov. 19	Jacksonville State					
Nov. 23	Murray State					
Nov. 26	Tennessee State					
Dec. 2	at Iowa State					
Dec. 8	vs. Illinois (Atlanta)					
Dec. 19	Clemson					
Dec. 22	Boston College					
Dec. 30	Arkansas-Pine Bluff					
Jan. 4	Florida A&M					
Jan. 9	at Ole Miss					
Jan. 11	Missouri					
Jan. 15	at Tennessee					
Jan. 18	Florida					
Jan. 22	at Mississippi State					
Jan. 25	at Arkansas					
Jan. 29	Alabama					
Feb. 1	Georgia					
Feb. 5	at South Carolina					
Feb. 8	at LSU					
Feb. 12	Kentucky					
Feb. 15	Mississippi State					
Feb. 19	at Florida					
Feb. 22	Vanderbilt					
Feb. 26	South Carolina					
Mar. 1	at Alabama					
Mar. 5	Tennessee					
Mar. 8	at Texas A&M					

DATE	OPPONENT	RESULT	SPECIALTY STATS (AUBURN-OPPONENT)				
			PTS. OFF TURN.	2ND CHANCE	PAINT	FAST BREAK	BENCH
Nov. 8	Nicholls	W, 76-54	20-15	14-11	34-20	8-2	18-23
Nov. 15	Northwestern State	L, 92-111	14-12	19-14	50-34	8-8	17-26
Nov. 19	Jacksonville State						
Nov. 23	Murray State						
Nov. 26	Tennessee State						
Dec. 2	at Iowa State						
Dec. 8	vs. Illinois (Atlanta)						
Dec. 19	Clemson						
Dec. 22	Boston College						
Dec. 30	Arkansas-Pine Bluff						
Jan. 4	Florida A&M						
Jan. 9	at Ole Miss						
Jan. 11	Missouri						
Jan. 15	at Tennessee						
Jan. 18	Florida						
Jan. 22	at Mississippi State						
Jan. 25	at Arkansas						
Jan. 29	Alabama						
Feb. 1	Georgia						
Feb. 5	at South Carolina						
Feb. 8	at LSU						
Feb. 12	Kentucky						
Feb. 15	Mississippi State						
Feb. 19	at Florida						
Feb. 22	Vanderbilt						
Feb. 26	South Carolina						
Mar. 1	at Alabama						
Mar. 5	Tennessee						
Mar. 8	at Texas A&M						

• **Exhibition Game 1 •**
Auburn 109, Victory 67
October 28, 2013
Auburn Arena • Auburn, Ala.

Chris Denson scored 21 points with seven rebounds and four assists to lead five Tigers in double figures as Auburn defeated Victory University 109-67 in its exhibition opener on Monday in Auburn Arena.

Auburn shot 60 percent from the floor for the game and led 56-31 at the break after a 3-pointer by Dion Wade at the half-time buzzer. The Tigers held Victory to 23 percent shooting (7-of-30) in the first half.

Freshman point guard Tahj Shamsid-Deen scored 16 points on 4-of-5 from outside with four assists. Benas Griunas added 15 points off the bench while KT Harrell and Asaun Dixon Tatum each scored 14 points.

Malcolm Canada totaled nine points with nine assists. The Tigers finished with 25 assists on 43 field goals. Auburn out-rebounded Victory 51-33 led by eight rebounds from Chris Griffin.

Tyrell Hursey and Michael Davis each scored 20 points to pace the Eagles.

Victory	FG	3FG	FT	R	FTP	A	T	B	S	M
Bernans, Kristaps, F	1-4	1-1	3-7	5	2	6	1	2	0	1
Hursey, Tyrell, F	4-12	4-9	8-14	6	2	20	2	3	0	1
Starovic, Marko, C	0-4	0-0	0-0	4	4	0	0	1	0	1
Downey, Chris, G	1-1	0-0	0-0	0	1	2	0	0	0	1
Stinson, Marico, G	5-13	2-9	0-0	5	2	12	1	2	0	1
Gibson, Tavis	2-7	1-5	0-0	3	0	5	2	0	0	0
Davis, Michael	7-18	1-3	5-6	1	3	20	1	1	0	1
Guy, Marcus	0-1	0-1	0-0	1	0	0	1	0	0	0
Morelli, Michael	0-4	0-3	0-0	0	3	0	1	2	0	0
Hill, Tevin	0-2	0-0	2-2	1	1	2	3	0	0	1
Sanders, Avery	0-0	0-0	0-0	1	0	0	0	0	0	0
TEAM	6									
Totals	20-66	9-31	18-29	33	18	67	12	11	0	7

FG%: 1st Half 7-30 .233, 2nd Half 13-36 .361, Game 20-66 .303;
 3FG%: 1st Half 4-14 .286, 2nd Half 5-17 .294, Game 9-31 .290;
 FT%: 1st Half 13-20 .650, 2nd Half 5-9 .556, Game 18-29 .621;
 Deadball Rebounds: 8.

Auburn	FG	3FG	FT	R	FTP	A	T	B	S	M
Payne, Allen, F	1-1	0-0	0-2	5	1	2	0	1	0	0
Dixon-Tatum, A., C	6-7	0-0	2-2	5	3	14	1	0	1	0
Harrell, KT, G	2-8	2-7	8-10	2	2	14	6	1	0	0
Denson, Chris, G	9-15	2-5	1-3	7	1	21	4	1	0	0
Shamsid-Deen, T., G	6-8	4-5	0-0	2	2	16	4	0	0	0
Waddell, Devin	0-0	0-0	0-0	0	0	0	0	0	0	0
Wade, Dion	3-5	2-4	0-0	6	2	8	1	1	1	0
Thompson, Alex	0-1	0-1	0-0	3	2	0	1	0	0	0
Canada, Malcolm	4-6	0-0	1-3	3	2	9	1	1	3	23
Holmes, C.J.	0-0	0-0	0-0	0	0	0	0	0	0	0
Granger, Jordan	1-3	0-0	0-0	6	0	2	0	2	1	0
Griunas, Benas	7-8	0-1	1-2	4	5	15	0	0	2	1
Griffin, Chris	4-10	0-4	0-0	8	3	8	0	1	0	1
TEAM										
Totals	43-72	10-27	13-22	51	23	109	25	10	6	5

FG%: 1st Half 20-34 .588, 2nd Half 23-38 .605, Game 43-72 .597;
 3FG%: 1st Half 5-12 .417, 2nd Half 5-15 .333, Game 10-27 .370;
 FT%: 1st Half 11-16 .688, 2nd Half 2-6 .333, Game 13-22 .591;
 Deadball Rebounds: 3.

SCORE BY PERIODS	1	2	F
Victory	31	36	--
Auburn	56	53	--

OFFICIALS--Pat Adams, Byron Jarrett, Mark Ellard
 TECHNICAL FOULS--None
 ATTENDANCE--3,051

• **Exhibition Game 2 •**
Auburn 99, Paine 64
October 28, 2013
Auburn Arena • Auburn, Ala.

KT Harrell led five Auburn players in double-figures with 25 points as the Auburn basketball team defeated Paine College, 99-64, on Friday night in the team's final exhibition game. Auburn opens the regular season in a week against Nicholls State.

Harrell, who transferred from Virginia and sat out last season, went 9-for-14 from the floor, including 3-for-5 from behind the 3-point line. Two of his 3-pointers came in his 12-point first half as Auburn raced out to a 52-31 halftime lead.

Chris Denson also had a big night, finishing with 24 points on 8-for-10 shooting. The senior guard, who led the team with 21 points in the exhibition win over Victory on Monday, was 6-for-7 from the free throw line, where as a team Auburn shot 80 percent (16-for-20).

Center Asaun Dixon-Tatum and Benas Griunas each went for 11 points and combined to grab 14 rebounds, eight by Benas, while starting point guard Tahj Shamsid-Deen added 11 points and seven assists.

Auburn jumped out to a five-point lead, 7-2, just one minute into the game as Chris Griffin (nine points) and Harrell each connected on a 3-pointer on their first shots of the game. Auburn would maintain the 5-point lead for most of the first half before closing out the period on an 11-1 run over the final 5:14.

Auburn used a 15-0 run early in the second half to put the game decidedly out of reach. Leading 58-38 with 17:05 left, Shamsid-Deen hit a 3-pointer to start the run before Harrell went off for nine points, punctuating the run with a dunk off of a steal to make it 73-38 with 12:24 left.

Sean Morgan led Paine with 16 points while Darius Smith scored 14 and Kenny Fluellen 13.

Paine	FG	3FG	FT	R	FTP	A	T	B	S	M
Smith,Darius, F	5-13	1-5	3-5	6	0	14	2	1	0	0
Warner,Jordan, F	2-5	0-0	1-2	7	1	5	0	1	2	0
Morgan,Sean, C	7-10	0-1	2-6	3	16	1	2	0	0	22
Taylor,Kedric, G	1-4	0-0	0-0	1	4	2	3	0	1	19
Fluellen,Kenny, G	5-11	3-6	0-0	4	2	13	2	3	0	0
Hodge,Preston	1-3	0-1	4-4	1	1	6	2	2	0	0
Walker,Markees	0-4	0-4	0-0	0	1	0	0	1	0	0
Libazs,Arnis	0-3	0-0	2-4	3	5	2	0	2	0	0
Compton,Kaderious	0-3	0-1	0-0	1	0	0	0	0	0	0
Caldwell,Adrian	0-0	0-0	0-2	0	2	0	2	1	0	0
Davis,Alfonso	2-4	2-3	0-0	2	0	6	1	2	0	1
Dailey,Gianni	0-1	0-1	0-0	1	0	0	0	1	0	0
Petty,Patrick	0-1	0-0	0-0	0	0	0	0	1	0	0
Flemming,Cederick	0-1	0-0	0-0	1	0	0	0	0	0	0
TEAM	7									
Totals	23-63	6-22	12-23	36	19	64	13	20	2	2

FG%: 1st Half 10-30 .333, 2nd Half 13-33 .394, Game 23-63 .365;
 3FG%: 1st Half 3-11 .273, 2nd Half 3-11 .273, Game 6-22 .273;
 FT%: 1st Half 8-11 .727, 2nd Half 4-12 .333, Game 12-23 .522;
 Deadball Rebounds: 5.

Auburn	FG	3FG	FT	R	FTP	A	T	B	S	M
Griffin, Chris, F	3-6	1-3	0-0	9	1	7	0	2	1	1
Dixon-Tatum, A., C	4-8	0-0	3-4	6	3	11	0	3	2	1
Harrell, KT, G	9-14	3-5	4-4	1	3	25	3	0	0	1
Denson, Chris, G	8-10	2-3	6-7	3	1	24	4	2	0	4
Shamsid-Deen, T., G	4-8	2-5	1-1	1	3	11	7	1	0	2
Payne, Allen	1-2	0-0	0-0	3	2	2	1	1	0	1
Waddell, Devin	0-0	0-0	0-0	0	0	0	0	0	0	0
Wade, Dion	1-3	1-3	0-0	2	1	3	1	1	0	2
Canada, Malcolm	1-2	0-0	1-2	1	0	3	2	0	0	0
Holmes, C.J.	0-0	0-0	0-0	0	0	0	1	0	0	0
Granger, Jordan	1-3	0-0	0-0	4	1	2	1	2	1	1
Griunas, Benas	5-9	0-1	1-2	8	5	11	0	1	0	0
TEAM	1									
Totals	37-65	9-20	16-20	39	20	99	20	13	4	13

FG%: 1st Half 19-35 .543, 2nd Half 18-30 .600, Game 37-65 .569;
 3FG%: 1st Half 6-12 .500, 2nd Half 3-8 .375, Game 9-20 .450;
 FT%: 1st Half 8-11 .727, 2nd Half 8-9 .889, Game 16-20 .800;
 Deadball Rebounds: 3.

SCORE BY PERIODS	1	2	F
Paine	31	33	--
Auburn	52	47	--

OFFICIALS--Mike Kitts, Patrick Evans, Jeffrey Anderson
 TECHNICAL FOULS--None
 ATTENDANCE--3,661

• **Game 1 •**
Auburn 76, Nicholls 54
November 8, 2013
Auburn Arena • Auburn, Ala.

Guards KT Harrell and Chris Denson combined for 41 points as the Auburn men's basketball team opened the 2013-14 season with a 76-54 win over Nicholls on Friday night at the Auburn Arena.

Harrell, a transfer from Virginia who sat out last season, scored 21 points on 7-for-13 shooting, hitting a pair of 3-pointers and five free throws. The junior from Montgomery had 15 points at the half and scored Auburn's first five points of the game, hitting a 3-pointer just 15 seconds into the contest and then a layup just 40 seconds later.

Denson, a senior from Columbus, Ga., did most of his damage from the free throw line. He hit a career-high 11 free throws on 14 attempts while shooting 4-for-8 from the floor to finish with 20 points.

Auburn (1-0) led by eight at the half, 37-29, but used a 14-2 run midway through the second half to put the game away. Leading 54-39 with 11:47 left, Malcolm Canada (7 points, 5 rebounds) hit a free throw to start the run while Denson hit a layup to end it with 8:24 left and Auburn up 68-41. Denson would score a total of 8 points during the run, hitting a 3-pointer and three free throws to go along with his layup.

Tahj Shamsid-Deen, who became Auburn's first freshman to start a season-opener at the point since Quantez Robertson in 2005-06, finished with 5 points and 4 assists.

Center Asaun Dixon-Tatum finished with 8 points, 8 rebounds and 4 blocks.

Auburn finished the game with a 39-34 edge on the boards and held Nicholls (0-1) to just 33.9 percent shooting from the floor, including 25 percent (6-for-24) from 3-point range.

Auburn hit 28 of its 41 free throws while Nicholls attempted just 22, hitting 10.

Nicholls was led by T.J. Carpenter and Jeremy Smith, who each scored 9 points.

Nicholls	FG	3FG	FT	R	FTP	A	T	B	S	M
Thomas, Liam, F	0-0	0-0	0-0	1	4	0	0	0	1	0
Horace, JaMarcus, F	3-6	0-0	1-2	7	3	7	1	1	0	0
Thomas, Dantrell, G	2-6	1-2	3-4	3	4	8	1	4	0	0
Smith, Jeremy, G	2-4	1-2	4-4	3	9	1	1	0	0	17
Rillieux, Shane, G	3-4	0-0	1-4	0	4	7	0	2	0	0
Torres, Amin	1-2	0-1	0-2	2	1	2	1	0	0	0
Maciel, Pedro	0-0	0-0	0-0	2	3	0	3	1	0	0
Julien, Travis	1-8	0-5	0-0	2	1	2	2	2	0	1
Frye, Ja'Dante	0-2	0-1	0-2	3	0	0	0	0	0	0
Towers, Cade	3-8	1-2	1-4	5	3	8	1	2	0	1
Carpenter, T.J.	3-12	3-8	0-0	1	3	9	1	1	0	1
Doyle, Luke	1-4	0-3	0-0	2	2	0	0	0	0	0
TEAM	3									
Totals	19-56	6-24	10-22	34	31	54	11	14	1	3

FG%: 1st Half 11-27 .407, 2nd Half 8-29 .276, Game 19-56 .339;
 3FG%: 1st Half 4-10 .400, 2nd Half 2-14 .143, Game 6-24 .250;
 FT%: 1st Half 3-6 .500, 2nd Half 7-16 .438, Game 10-22 .455;
 Deadball Rebounds: 6.

Auburn	FG	3FG	FT	R	FTP	A	T	B	S	M
Payne, Allen, F	1-3	0-1	2-4	2	0	4	3	0	1	2
Dixon-Tatum, A., C	3-4	0-0	2-3	8	3	8	1	2	4	0
Harrell, KT, G	7-13	2-4	5-7	5	1	21	1	4	1	0
Denson, Chris, G	4-8	1-2	11-14	4	0	20	3	2	0	0
Shamsid-Deen, T., G	2-4	0-1	1-2	1	3	5	4	1	0	1
Wade, Dion	2-6	1-5	0-0	6	4	5	1	0	0	0
Canada, Malcolm	1-2	0-0	5-8	5	2	7	1	2	0	2
Granger, Jordan	0-0	0-0	2-2	2	2	0	1	0	0	0
Griunas, Benas	2-4	0-0	0-1	3	4	4	0	1	1	0
Griffin, Chris	0-2	0-2	0-0	2	0	0	0	0	0	0
TEAM	1									
Totals	22-46	4-15	28-41	39	19	76	14	13	7	5

FG%: 1st Half 10-24 .417, 2nd Half 12-22 .545, Game 22-46 .478;
 3FG%: 1st Half 2-8 .250, 2nd Half 2-7 .286, Game 4-15 .267;
 FT%: 1st Half 15-19 .789, 2nd Half 13-22 .591, Game 28-41 .683;
 Deadball Rebounds: 7.

SCORE BY PERIODS	1	2	F
Nicholls	29	25	--
Auburn	37	39	--

OFFICIALS--Antnio Petty, Willi CJ Washington, Tracy Woodson
 TECHNICAL FOULS--None
 ATTENDANCE--4,196

• Game 2 •
Northwestern State 111, Auburn 92
November 15, 2013
Auburn Arena • Auburn, Ala.

Chris Denson scored a career-high 29 points, but Auburn basketball fell to Northwestern State 111-92 on Friday in Auburn Arena.

Denson scored 20 points in the first half as the Tigers (1-1) built a 48-39 lead. He also tied his career highs with nine rebounds and five assists.

The Demons shot 67.6 percent (23-of-34) from the floor after halftime, including 7-of-11 (63.6 percent) from 3-point range as they erased a 14-point Auburn lead with 16 minutes remaining in the game.

Northwestern State (2-0) scored 72 points in the second half as they opened a lead all the way to 20 points with 70 seconds left in the game.

Jalan West scored 30 points on 5-of-8 shooting from deep to pace five demons in double figures. Gary Stewart added 23 points.

KT Harrell added 21 points for Auburn. Allen Payne had 10 points, eight rebounds and four assists. Chris Griffin scored 13 points off the bench.

Northwestern St.	FG	3FG	FT	R	FTP	A	T	B	S	M
Robinson, Patrick, F	1-4	0-0	0-0	4	4	2	2	0	0	1
Hicks, DeQuan, F	3-9	0-1	8-9	4	2	14	3	4	1	2
West, Jalan, G	10-15	5-8	5-7	9	3	30	6	2	0	3
White, Brison, G	6-17	2-6	2-2	7	1	16	4	0	1	1
Stewart, Gary, G	7-11	5-8	4-4	2	0	23	0	1	1	0
Joseph, Tra'von	1-1	1-1	0-0	0	0	3	1	0	0	0
Adams, Dustin	0-1	0-0	0-0	1	0	0	0	0	1	0
Washington, Tyler	0-1	0-0	0-0	0	1	0	0	1	0	0
Killian, Matt	0-0	0-0	0-0	0	0	0	0	0	0	0
Thompson, Sabri	1-2	1-2	0-0	3	3	3	2	1	0	0
Woodley, Zikiteran	7-8	0-0	4-5	4	1	18	1	0	0	0
King, Ryan	0-1	0-0	2-2	2	0	2	0	0	0	0
Frazier, Marvin	0-2	0-1	0-0	2	2	0	1	1	0	0
TEAM				4						
Totals	36-72	14-27	25-29	42	17	111	20	10	4	7

FG%: 1st Half 13-38 .342, 2nd Half 23-34 .676, Game 36-72 .500;
 3FG%: 1st Half 7-16 .438, 2nd Half 7-11 .636, Game 14-27 .519;
 FT%: 1st Half 6-8 .750, 2nd Half 19-21 .905, Game 25-29 .862;
 Deadball Rebounds: 3.

Auburn	FG	3FG	FT	R	FTP	A	T	B	S	M
Payne, Allen, F	5-10	0-0	0-0	8	1	10	4	1	0	1
Dixon-Tatum, A., C	2-4	0-0	2-2	6	5	6	0	2	0	0
Harrell, KT, G	7-20	2-11	5-7	4	3	21	4	2	1	1
Denson, Chris, G	12-18	2-5	3-7	9	4	29	5	1	1	0
Shamsid-Deen, T., G	4-12	1-6	0-2	2	1	9	4	2	0	0
Wade, Dion	0-1	0-1	0-0	1	1	0	0	1	0	0
Canada, Malcolm	0-3	0-0	0-0	2	3	0	4	1	0	1
Granger, Jordon	1-1	0-0	0-0	4	3	2	1	0	0	0
Gricunas, Benas	1-3	0-1	0-0	2	2	2	0	0	1	0
Griffin, Chris	5-9	3-5	0-0	4	1	13	1	2	2	1
TEAM				1						
Totals	37-81	8-29	10-18	43	24	92	23	12	5	4

FG%: 1st Half 20-38 .526, 2nd Half 17-43 .395, Game 37-81 .457;
 3FG%: 1st Half 2-9 .222, 2nd Half 6-20 .300, Game 8-29 .276;
 FT%: 1st Half 6-14 .429, 2nd Half 4-4 1.000, Game 10-18 .556;
 Deadball Rebounds: 3.

SCORE BY PERIODS	1	2	F
Northwestern State	39	72	--
Auburn	48	44	--

OFFICIALS--Doug Shows, James Breeding, James Barker
 TECHNICAL FOULS--None
 ATTENDANCE--5,823



TONY BARBEE

Head Coach

Fourth Season at Auburn • 36-60 (.375)

Eighth Season Overall • 118-112 (.513)

Tony Barbee's All-Time Record

Head Coaching Record

Year	School	Record	Pct.	Conf. (Finish)	Postseason/Notes
2006-07	UTEP	14-17	.452	6-10 (10th)	
2007-08	UTEP	19-14	.576	8-8 (t-6th)	College Basketball Inv. semifinals
2008-09	UTEP	23-14	.622	10-6 (t-4th)	College Basketball Inv. runner-up
2009-10	UTEP	26-7	.788	15-1 (1st)	NCAA (First Round) / C-USA Coach of the Year
2010-11	Auburn	11-20	.355	4-12 (5th, West)	
2011-12	Auburn	15-16	.484	5-11 (10th)	
2012-13	Auburn	9-23	.281	3-15 (14th)	
2013-14	Auburn	1-1	.500		
Total	8 Years	118-112	.513	51-63 (.447)	

Assistant Coaching Record

Year	School	Record	Pct.	Conf. (Finish)	Postseason/Notes
1995-96	UMass (grad asst)	35-2	.946	15-1 (1st)	NCAA (Final Four)/A-10 Tournament Champions
1996-97	UMass	19-14	.575	11-5 (3rd, East)	NCAA (First Round)
1997-98	UMass	21-11	.656	12-4 (t-2nd, East)	NCAA (First Round)
1998-99	Wyoming	18-10	.643	7-7 (t-4th, Mountain)	NIT (Second Round)
1999-00	UMass	17-16	.515	9-7 (3rd, East)	NIT (First Round)
2000-01	Memphis	21-15	.583	10-6 (2nd, National)	NIT (Third Place)
2001-02	Memphis	27-9	.750	12-4 (1st, National)	NIT (Champions)
2002-03	Memphis	23-7	.767	13-3 (1st, National)	NCAA (First Round)
2003-04	Memphis	22-8	.733	12-4 (co-Champions)	NCAA (Second Round)
2004-05	Memphis	22-16	.579	9-7 (t-6th)	NIT (Semifinals)
2005-06	Memphis	33-4	.892	13-1 (Champions)	NCAA (Elite 8)/C-USA Tournament Champions
Total	11 Years	258-112	.697	123-49 (.715)	

Collegiate Playing Record

1989-90	UMass	17-14	.548	10-8 (6th)	NIT (First Round), Atlantic-10 All-Freshman
1990-91	UMass	20-13	.606	10-8 (t-3rd)	NIT (Final Four), Atlantic-10 2nd Team
1991-92	UMass	30-5	.857	13-3 (Champions)	NCAA (Sweet 16), Atlantic-10 Tournament Champs
1992-93	UMass	24-7	.774	11-3 (Champions)	NCAA (Second Round), A-10 2nd Team; A-10 Tour. Champs.
Totals	4 Years	91-39	.700	44-22 (.667)	

23-year Division I Coaching, Playing Record: 467-263 (.640)

Tony Barbee • Career Highlights

- 23-year coaching and playing record of 467-262 (.641)
- Postseason 18 of 22 years as a head coach, assistant coach and player
- 8-year head coaching record: 118-111 (.515)
- Averaged 16.7 wins per season as a head coach coming into 2013-14 season
- 2010 Conference USA Champions
- 2010 Conference USA Coach of the Year
- NABC District 11 Coach of the Year
- 2010 NCAA Tournament
- 1996 NCAA Tournament Final Four
- 2006 NCAA Tournament Elite 8
- 1992 NCAA Tournament Sweet 16
- 9 NCAA Tournament appearances (seven as a coach, two as a player)
- 6 Conference Championships
- 4 Conference Tournament Championships
- No. 3 recruiter in nation by Rivals.com
- 6 national top 10 recruiting classes
- 4 players coached are in NBA
- 2002 NIT Champions
- Played professional basketball in Spain
- 2-time All-Atlantic 10 2nd-team (1991, 1993)
- All-Atlantic 10 Freshman Team (1990)
- Four-year record of 91-39 (.700) as a stand-out at UMass from 1989-93
- Won back-to-back Atlantic 10 Conference regular season and tournament titles in 1992 and 1993
- Scored 1,643 career points at UMass
- Will be inducted into UMass Hall of Fame on Jan. 26, 2014

HEAD COACH TONY BARBEE

Tony Barbee Vs. All Teams

Team	Totals	Home	Away	Neutral	Team	Totals	Home	Away	Neutral
Air Force	1-0	1-0	0-0	0-0	St. Mary's	1-0	0-0	0-0	1-0
Alabama	1-5	1-2	0-3	0-0	Sam Houston State	1-0	1-0	0-0	0-0
Arkansas	0-6	0-3	0-3	0-0	Samford	0-1	0-1	0-0	0-0
Alcorn State	1-0	1-0	0-0	0-0	Santa Clara	0-1	0-0	0-1	0-0
Arizona State	0-1	0-0	0-0	0-1	Seton Hall	0-1	0-0	0-1	0-0
Arkansas-Pine Bluff	5-0	5-0	0-0	0-0	SE Louisiana	1-0	1-0	0-0	0-0
Bethune-Cookman	1-0	1-0	0-0	0-0	SMU	8-1	4-0	3-1	1-0
Boston College	0-1	0-0	0-1	0-0	South Carolina	3-0	1-0	2-0	0-0
BYU	0-1	0-1	0-0	0-0	South Florida	1-1	1-0	0-1	0-0
Butler	0-1	0-0	0-0	0-1	Southern Miss	6-2	5-0	1-2	0-0
Campbell	0-1	0-1	0-0	0-0	Syracuse	0-1	0-0	0-1	0-0
Chicago State	0-1	0-1	0-0	0-0	Tennessee	0-3	0-2	0-1	0-0
UC-Davis	1-0	1-0	0-0	0-0	Tennessee Tech	1-0	1-0	0-0	0-0
UC-Riverside	1-0	1-0	0-0	0-0	Texas A&M	0-3	0-1	0-1	0-1
College of Charleston	1-0	0-0	1-0	0-0	Texas A&M-C.C.	1-0	0-0	0-0	1-0
Dayton	0-1	0-0	0-0	0-1	Texas Pan Am	1-0	1-0	0-0	0-0
DePaul	0-1	0-1	0-0	0-0	Texas Southern	4-0	3-0	1-0	0-0
East Carolina	3-1	2-0	1-1	0-0	Texas State	1-0	1-0	0-0	0-0
Florida	0-3	0-2	0-1	0-0	Texas Tech	1-3	1-1	0-2	0-0
Florida State	2-1	2-0	0-1	0-0	Toledo	1-0	1-0	0-0	0-0
Furman	1-0	1-0	0-0	0-0	Tulane	2-2	2-0	0-2	0-0
Georgia	1-3	1-0	0-2	0-1	Tulsa	4-6	2-2	2-3	0-1
Georgia Southern	3-0	3-0	0-0	0-0	UAB	4-4	3-1	1-3	0-0
Georgia Southwestern	1-0	1-0	0-0	0-0	UCF	3-2	1-1	1-1	1-0
Grambling State	2-0	2-0	0-0	0-0	UNC Asheville	0-1	0-1	0-0	0-0
Hawaii	1-0	0-0	1-0	0-0	UNLV	0-2	0-1	0-1	0-0
Houston	5-6	3-1	1-3	1-2	USC-Upstate	2-0	2-0	0-0	0-0
Illinois	0-1	0-0	0-0	0-1	Utah	0-1	0-1	0-0	0-0
IPFW	1-0	1-0	0-0	0-0	UTEP	0-1	0-0	0-0	0-1
Jackson State	0-1	0-1	0-0	0-0	Vanderbilt	0-4	0-2	0-2	0-0
Jacksonville	0-1	0-1	0-0	0-0	Wake Forest	0-1	0-0	0-0	0-1
James Madison	1-0	0-0	0-0	1-0	Winthrop	0-1	0-1	0-0	0-0
Kennesaw State	1-0	1-0	0-0	0-0	Wyoming	1-0	1-0	0-0	0-0
Kentucky	0-3	0-1	0-2	0-0					
Long Beach State	0-1	0-0	0-0	0-1					
LSU	3-2	2-1	1-1	0-0					
Marshall	4-0	2-0	2-0	0-0					
McNeese State	1-0	1-0	0-0	0-0					
Memphis	1-3	0-2	1-1	0-0					
Middle Tennessee State	1-0	1-0	0-0	0-0					
Mississippi	2-6	2-1	0-3	0-2					
Mississippi State	2-3	2-0	0-3	0-0					
Missouri	0-1	0-0	0-1	0-0					
Murray State	0-1	0-0	0-0	0-1					
Nevada	1-0	0-0	1-0	0-0					
New Mexico	2-1	1-1	1-0	0-0					
New Mexico State	4-4	2-2	2-2	0-0					
Nicholls State	2-0	2-0	0-0	0-0					
Norfolk State	1-0	1-0	0-0	0-0					
North Carolina A&T	1-0	1-0	0-0	0-0					
North Florida	1-0	1-0	0-0	0-0					
Northeastern	1-0	1-0	0-0	0-0					
Northwestern State	0-1	0-1	0-0	0-0					
Oklahoma	1-0	0-0	0-0	1-0					
Oregon State	1-2	1-1	0-1	0-0					
Pennsylvania	1-0	0-0	0-0	1-0					
Presbyterian College	0-1	0-1	0-0	0-0					
Rhode Island	0-1	0-1	0-0	0-0					
Rice	3-2	2-0	1-1	0-1					
Richmond	1-0	0-0	1-0	0-0					
Rutgers	0-1	0-0	0-0	0-1					
St. Francis (N.Y.)	1-0	0-0	0-0	1-0					

AUBURN TEAM SUPERLATIVES UNDER BARBEE

Most Points Scored

1. 92 Northwestern State	11/15/13
92 Grambling State	12/11/12
3. 88 Mississippi State	2/4/12
88 Georgia Southern	12/29/10
5. 84 North Florida	12/17/11
84 McNeese State	11/11/11

Fewest Points Allowed

1. 37 Alabama	2/6/13
2. 40 South Florida	12/14/11
3. 41 Bethune-Cookman	1/2/12
4. 42 Grambling State	12/11/12
5. 45 Grambling State	12/31/10
45 Florida	1/20/11

Field Goals Made

1. 37 Northwestern State	11/15/13
2. 34 Grambling State	12/11/12
3. 33 McNeese State	11/11/11
4. 31 Georgia Southwestern	11/30/10
31 at Arkansas	1/16/13

Field Goals Attempted

1. 81 Northwestern State	11/15/13
2. 69 at Georgia	2/5/11
3. 68 at Mississippi State	3/9/13
68 Nicholls State	11/25/11
68 at Arkansas	1/25/11

Field-Goal Percentage

1. .585 at South Carolina	1/12/13 (24-41)
2. .549 Georgia Southern	12/30/11 (28-51)
3. .540 Grambling State	12/11/12 (34-63)
4. .532 McNeese State	11/11/11 (33-62)
5. .517 Ga. Southerwestern	11/30/10 (31-60)

3-Point Field Goals Made

1. 11 at Arkansas	1/16/13
11 vs Illinois	12/29/12
11 Grambling State	12/11/12
11 Rhode Island 1	1/25/12
5. 9 Arkansas-Pine Bluff	11/28/11
9 at Georgia	2/5/11

3-Point Field Goals Attempted

1. 29 Northwestern State	11/15/13
2. 27 Rhode Island	11/25/12
3. 26 Tennessee	3/6/13
4. 24 at LSU	1/17/12
24 LSU	1/8/11

3-Point FG Percentage

1. .600 Arkansas-Pine Bluff	11/28/11 (9-15)
2. .538 at Kentucky	2/9/13 (7-13)
3. .533 Kennesaw State	11/14/11 (8-15)
4. .500 at Georgia	2/5/11 (9-18)
.500 Mississippi State	2/12/11 (6-12)

Free Throws Made

1. 32 at Missouri	2/2/13
2. 31 Ole Miss	3/2/11
3. 30 Tennessee Tech	12/18/12
4. 28 Nicholls	11/8/13
28 North Florida	12/17/11

Free Throws Attempted

1. 43 North Florida	12/17/11
2. 41 Nicholls	11/8/13
41 Florida State	1/2/13
4. 40 Tennessee Tech	12/18/12
40 Ole Miss	3/2/11
40 Georgia Southern	12/29/10

Free-Throw Percentage

1. 1.000 vs Long Beach State	12/23/11 (6-6)
2. .889 at Missouri	2/2/13 (32-36)
.889 at Vanderbilt	1/23/13 (8-9)
4. .833 South Florida	12/14/11 (15-18)
.833 Kentucky	1/11/12 (10-12)

Most Rebounds

1. 50 UNC Asheville	11/12/10
2. 47 at South Carolina	1/29/13
3. 45 Florida A&M	12/19/11
4. 44 at Arkansas	1/25/12
44 at LSU	1/17/12
44 Nicholls State	11/25/11

Most Assists

1. 23 Northwestern State	11/15/13
2. 23 Grambling State	12/11/12
3. 21 Rhode Island	11/25/12
4. 20 Bethune-Cookman	1/2/12
20 Georgia Southern	12/30/11

Most Steals

1. 16 Georgia Southern	12/29/10
2. 15 Presbyterian College	12/18/10
3. 13 Grambling State	12/11/12
13 Nicholls State	11/25/11
5. 12 Tennessee Tech	12/18/12
12 at College of Charleston	11/16/12

Most Blocked Shots

1. 17 Nicholls State	11/25/11
2. 11 Bethune-Cookman	1/2/12
3. 8 vs Texas A&M	3/13/13
8 Grambling State	12/31/10
8 UNC Asheville	11/12/10

Fewest Turnovers

1. 3 at Mississippi State	2/4/12
2. 5 Presbyterian College	12/18/10
3. 6 Ole Miss	1/26/13
4. 8 Vanderbilt	3/2/13
8 Nicholls State	11/25/11
8 vs Georgia	3/10/11

AUBURN INDIVIDUAL SUPERLATIVES UNDER BARBEE

Most Points Scored

1. 30 Earnest Ross at Georgia 2/5/11
2. **29 Chris Denson vs. N'western St**11/15/13
3. 28 Frankie Sullivan vs DePaul 11/30/12
- 28 Andre Malone vs Samford 11/19/10
5. 26 Frankie Sullivan at Arkansas 1/16/13
- 26 Frankie Sullivan vs IPFW 11/9/12

Field Goals Made

1. **12 Chris Denson vs. N'western St**11/15/13
- 12 Earnest Ross at Georgia 2/5/11
3. 11 Frankie Sullivan vs IPFW 11/9/12
- 11 Kenny Gabriel vs Beth.-Cook. 1/2/12
5. 10 Kenny Gabriel vs UTEP 12/25/11

Field Goals Attempted

1. 21 Earnest Ross vs LSU 1/8/11
- 21 Andre Malone vs Samford 11/19/10
3. 20 Frankie Sullivan vs Tennessee 3/6/13
- 20 Frankie Sullivan at Arkansas 1/16/13
- 20 Frankie Sullivan vs IPFW 11/9/12

Field-Goal Percentage (min. 5 made)

1. 1.000 Brian Greene Jr at South Carolina 1/12/13 (6-6)
- 1.000 Kenny Gabriel vs McNeese State 11/11/11 (6-6)
3. .900 Chris Denson vs Georgia 3/10/11 (9-10)
4. .846 Kenny Gabriel vs Bethune-Cookman 1/2/12 (11-13)
5. .833 Jordan Price vs Furman 12/15/12 (5-6)
- .833 Chris Denson vs Grambling State 12/11/12 (5-6)
- .833 Jordan Price vs Grambling State 12/11/12 (5-6)
- .833 Adrian Forbes at Arkansas 1/25/11 (5-6)

3-Point Field Goals Made

1. 6 Frankie Sullivan vs Long Beach St. 12/23/11
- 6 Andre Malone vs Samford 11/19/10
3. 5 Frankie Sullivan at Arkansas 1/16/13
- 5 Frankie Sullivan vs Illinois 12/29/12
- 5 Jordan Price vs Rhode Island 11/25/12
- 5 Frankie Sullivan at LSU 1/17/12
- 5 Franie Sullivan vs Kennesaw St. 11/14/11
- 5 Earnest Ross at Georgia 2/5/11
- 5 Earnest Ross vs LSU 1/8/11
- 5 Andre Malone vs Campbell 11/20/10

3-Point Field Goals Attempted

1. 15 Earnest Ross vs LSU 1/8/11
2. 12 Frankie Sullivan vs Illinois 12/29/12
- 12 Frankie Sullivan at LSU 1/17/12
4. **11 KT Harrell vs. N'western St** 11/15/13
- 11 Frankie Sullivan at Arkansas 1/16/13

11 Frankie Sullivan vs Winthrop 12/22/12

3-Point Field Goal Percentage (min. 3 made)

1. 1.000 Jordan Price vs Furman 12/15/12 (4-4)
- 1.000 Jordan Price vs Grambling State 12/11/12 (4-4)
3. 1.000 Jordan Price vs Tennessee 3/6/13 (3-3)
- 1.000 Joran Price vs Tennessee Tech 12/18/12 (3-3)
- 1.000 Frankie Sullivan vs Arkansas-Pine Bluff 11/28/11 (3-3)

Free Throws Made

1. 12 Frankie Sullivan vs Winthrop 12/22/12
- 12 Varez Ward vs Georgia 2/1/12
3. **11 Chris Denson vs. Nicholls** 11/8/13
4. 10 Frankie Sullivan vs Dayton 11/18/12
- 10 Chris Denson vs Ga. Southern 12/30/11
- 10 Varez Ward vs UTEP 12/25/11

Free Throws Attempted

1. **14 Chris Denson vs. Nicholls** 11/8/13
2. 13 Allen Payne vs Florida State 1/2/13
3. 12 Frankie Sullivan vs Winthrop 12/22/12
- 12 Chris Denson vs LSU 3/3/12
- 12 Varez Ward at Miss. State 2/4/12
- 12 Varez Ward vs Georgia 2/1/12
- 12 Chris Denson vs Ga. Southern 12/30/11
- 12 Varez Ward vs UTEP 12/25/11

Free-Throw Percentage (min. 6 made)

1. 1.000 Frankie Sullivan vs Winthrop 12/22/12 (12-12)
- 1.000 Varez Ward vs Georgia 2/1/12 (12-12)
3. 1.000 Earnest Ross vs Alabama 1/22/11 (8-8)
4. 1.000 Rob Chubb at Missouri 2/2/13 (6-6)
- 1.000 Frankie Sullivan vs DePaul 11/30/12 (6-6)
- 1.000 Frankie Sullivan vs South Carolina 1/21/12 (6-6)
- 1.000 Josh Wallace vs USC-Upstate 12/21/10 (6-6)
- 1.000 Earnest Ross vs USC-Upstate 12/21/10 (6-6)

Most Rebounds

1. 15 Rob Chubb vs IPFW 11/09/12
- 13 Rob Chubb vs DePaul 11/30/12
3. 13 Kenny Gabriel vs Ole Miss 1/14/12
- 13 Kenny Gabriel vs Beth.-Cook. 1/1/12
- 13 Kenny Gabriel vs Florida A&M 12/19/11
- 13 Kenny Gabriel vs N. Florida 12/17/11
- 13 Kenny Gabriel at S. Carolina 1/29/11
- 13 Earnest Ross vs Alabama 1/22/11

13 Kenny Gabriel vs UNC Ash. 11/12/10

Most Assists

1. 10 Varez Ward vs Beth.-Cook. 1/2/12
2. 9 Josh Wallace at Arkansas 1/16/13
- 9 Varez Ward vs Miss. State 2/18/12
4. 7 Josh wallace at S. Carolina 1/12/13
- 7 Josh Wallace vs Tenn. Tech 12/18/12
- 7 Frankie Sullivan vs Furman 12/15/12
- 7 Josh Wallace vs Florida State 1/2/13
- 7 Josh Wallace vs Vanderbilt 2/19/11
- 7 Josh Wallace vs Florida State 1/3/11

Most Steals

1. 5 Josh Wallace vs Florida State 1/2/13
- 5 Josh Wallace at Georgia 2/5/11
- 5 Frankie Sullivan vs USC-Upstate 12/21/10
4. 4 Allen Payne vs DePaul 11/30/12
- 4 Frankie Sullivan vs Ole Miss 1/14/12
- 4 Kenny Gabriel vs Beth.-Cook. 1/2/12
- 4 Josh Wallace at Seton Hall 12/2/11

Most Blocked Shots

1. 10 Kenny Gabriel vs Beth.-Cook. 1/2/12
2. 7 Kenny Gabriel vs Florida A&M 12/19/11
3. **4 A. Dixon-Tatum vs. Nicholls** 11/8/13
- 4 A. Dixon-Tatum vs Texas A&M 3/13/13
- 4 Rob Chubb vs Ole Miss 1/26/13
- 4 Kenny Gabriel vs USC-Upstate 12/21/10
- 4 Rob Chubb vs UNC Asheville 11/12/10

2013-14 AUBURN PLAYER BIOS



**Asaahn
Dixon-Tatum**

#0

7-0 • 226

Senior

Center

Anderson, Ind.

Chattahoochee Tech

2013-14 UPDATE: Starting center in two games ... Averaging 7.0 ppg on .625 pct shooting ... Pulling down a team-best 7.0 rpg, tied for 14th in the SEC ... Went for 6 points and 6 rebounds against Northwestern State ... Finished with 8 points and 8 rebounds while also tying a career-high with 4 blocks ... Starting center in both exhibition wins ... Averaged 12.5 ppg on 66.7 percent shooting from the floor and pulled down 5.5 rpg ... Scored 11 points and had 6 rebounds in the win over Paine ... Scored 14 points on 6-for-7 shooting, which included 5 dunks, against Victory.

SEASON/CAREER HIGHS

Points	
Season	8, vs. Nicholls (11/8/13)
Career	12, vs. Murray State (11/15/12)
Rebounds	
Season	8, vs. Nicholls (11/8/13)
Career	9, vs. Furman (12/15/12)
Field Goals	
Season	3, vs. Nicholls (11/8/13)
Career	6, vs. Murray State (11/15/12)
Field Goal Attempts	
Season	4, 2x, vs. Northwestern St (11/15/13)
Career	10, vs. Furman (12/15/12)
Three-Point Field Goals	
Season	--
Career	--
Three-Point Attempts	
Season	--
Career	--
Free Throws	
Season	2, 2x, vs. Northwestern St (11/15/13)
Career	7, vs. DePaul (11/30/12)
Free Throws Attempted	
Season	3, vs. Nicholls (11/8/13)
Career	8, vs. DePaul (11/30/12)
Assists	
Season	1, vs. Nicholls (11/8/13)
Career	2, vs. Illinois (12/29/12)
Steals	
Season	--
Career	2, 2x, at Vanderbilt (1/23/13)
Blocked Shots	
Season	4, vs. Nicholls (11/8/13)
Career	4, 2x, vs. Nicholls (11/8/13)
Minutes Played	
Season	24, vs. Nicholls (11/8/13)
Career	28, vs. Murray State (11/15/12)

DIXON-TATUM IN SEC CAREER STATS

Career Leaders - Blocked Shots

1.	123	Patric Young; Florida	2010-14
2.	97	Donte' Williams; Georgia	2010-14
3.	70	Willie Cauley-Stein; Kentucky	2012-14
4.	66	Nick Jacobs; Alabama	2011-14
5.	63	Jarnell Stokes; Tennessee	2011-14
6.	60	Jordan McRae; Tennessee	2010-14
7.	57	Aaron Jones; Ole Miss	2011-14
8.	48	Asaahn Dixon-Tatum; Auburn	2012-14
9.	45	Johnny O'Bryant III; LSU	2011-14
10.	44	Josh Richardson; Tennessee	2011-14

2013-14 DIXON-TATUM GAME-BY-GAME

Opponent	Min	FG-A	Pct.	3PT-A	Pct.	FT-A	Pct.	O-D-T	PF	A	TO	BLK	ST	PTS	AVG
Victory#	*19	6-7	.857	0-0	.000	2-2	1.000	2-3-5	3	1	0	1	0	14	14.0
Paine#	*13	4-8	.500	0-0	.000	3-4	.750	4-2-6	3	0	3	2	1	11	12.5
Nicholls	*24	3-4	.750	0-0	.000	2-3	.667	3-5-8	3	1	2	4	0	8	8.0
Northwestern St.	*15	2-4	.500	0-0	.000	2-2	1.000	6-0-6-7-0	5	0	2	0	0	6	7.0
Jacksonville St.															
Murray St.															
Tennessee St.															
at Iowa St.															
vs. Illinois															
Clemson															
Boston College															
Ark-Pine Bluff															
Florida A&M															
at Ole Miss*															
Missouri*															
at Tennessee*															
Florida															
at Miss. St.*															
at Arkansas*															
Alabama*															
Georgia*															
at S. Carolina*															
at LSU*															
Kentucky*															
Miss. St.*															
at Florida*															
Vanderbilt*															
S. Carolina*															
at Alabama*															
Tennessee*															
at Texas A&M*															

MISCELLANEOUS

	2013-14	Career
Dunks	3	19
Charges Taken	--	2
Double-Figure		
Scoring Games	--	2
Double-Figure		
Rebounding Games	--	--
Games With		
Double-Double	--	--
Games Led AU		
In Scoring	--	1
Games Led AU		
In Rebounding	1	4
Games Led AU		
In Assists	--	--

DIXON-TATUM'S CAREER STATS

Year	GP-GS	Min-Avg	FG-FGA	Pct	3FG-A	Pct	FT-FTA	Pct	Off-Def-Tot-Avg	PF	FO	Ast	TO	Blk	Stl	Pts	Avg
2012-13	32-1	448-14.0	46-100	.460	0-0	.000	27-41	.659	52-54-106-3.3	63	2	5	22	44	12	119	3.7
2013-14	2-2	39-19.5	5-8	.625	0-0	.000	4-5	.800	9-5-14-7.0	8	1	1	4	4	0	14	7.0
TOTAL	34-3	487-14.3	51-108	.472	0-0	.000	31-46	.674	61-59-120-3.5	71	3	6	26	48	12	133	3.9

2013-14 AUBURN PLAYER BIOS



**KT
Harrell**

#1

6-4 • 216
Junior
Guard
Montgomery, Ala.
Virginia

2013-14 UPDATE: Starting guard in 2 games ... Averaging 21.0 ppg on .350 shooting in 32.0 mpg ... Also averaging 4.5 rpg ... Is 4-for-15 from 3-point range ... 21.0 ppg is tied for fourth in the SEC ... 4 made 3-pointers is tied for 10th in the SEC ... Scored 21 points against Northwestern State, his second straight 20-point game ... Scored a career- and game-high 21 points in the season-opener against Nicholls ... Scored Auburn's first 5 points of the year, hitting a 3-pointer 15 seconds into the game on AU's first shot and then a layup 45 seconds into the game ... Averaged 19.5 ppg on 45.5 percent shooting during the exhibition season ... Hit on 41.7 percent of his 3-pointers (5-for-12) and 85.7 of his free throws (12-for-14) ... Scored a game-high 25 points on 9-for-14 shooting against Paine ... Was 3-for-5 from 3-point land and 4-for-4 from the charity stripe ... Starting guard against Victory and finished with 14 points ... Was 8-for-10 at the line ... Dished out 6 assists.

SEASON/CAREER HIGHS

Points	
Season	21, vs. Nicholls (11/8/13)
Career	21, vs. Nicholls (11/8/13)
Rebounds	
Season	5, vs. Nicholls (11/8/13)
Career	8, vs. Washington (11/22/10)
Field Goals	
Season	7, vs. Nicholls (11/8/13)
Career	8, vs. Oregon (12/17/10)
Field Goal Attempts	
Season	13, vs. Nicholls (11/8/13)
Career	14, vs. North Carolina (1/8/11)
Three-Point Field Goals	
Season	2, vs. Nicholls (11/8/13)
Career	3, 5x, vs. S. Carolina St. (11/13/11)
Three-Point Attempts	
Season	4, vs. Nicholls (11/8/13)
Career	6, 2x, vs. S. Carolina St. (11/13/11)
Free Throws	
Season	5, vs. Nicholls (11/8/13)
Career	8, vs. Washington (11/22/11)
Free Throws Attempted	
Season	7, vs. Nicholls (11/8/13)
Career	13, vs. Washington (11/22/11)
Assists	
Season	1, vs. Nicholls (11/8/13)
Career	4, vs. Winthrop (11/15/11)
Steals	
Season	--
Career	2, vs. South Carolina St. (11/13/11)
Blocked Shots	
Season	1, vs. Nicholls (11/8/13)
Career	1, 8x, vs. Nicholls (11/8/13)
Minutes Played	
Season	31, vs. Nicholls (11/8/13)
Career	35, vs. Oregon (12/17/10)

2013-14 HARRELL GAME-BY-GAME

Opponent	Min	FG-A	Pct.	3PT-A	Pct.	FT-A	Pct.	O-D-T	PF	A	TO	BLK	ST	PTS	AVG
Victory#	*27	2-8	.250	2-7	.286	8-10	.800	0-2-2	2	6	1	0	0	14	14.0
Paine#	*27	9-14	.643	3-5	.600	4-4	1.000	0-1-1	3	3	0	0	1	25	19.5
Nicholls	*31	7-13	.538	2-4	.500	5-7	.714	2-3-5	1	1	4	1	0	21	21.0
Northwestern St.	*33	7-20	.350	2-11	.182	5-7	.714	1-3-4	3	4	2	1	1	21	21.0
Jacksonville St.															
Murray St.															
Tennessee St.															
at Iowa St.															
vs. Illinois															
Clemson															
Boston College															
Ark-Pine Bluff															
Florida A&M															
at Ole Miss*															
Missouri*															
at Tennessee*															
Florida															
at Miss. St.*															
at Arkansas*															
Alabama*															
Georgia*															
at S. Carolina*															
at LSU*															
Kentucky*															
Miss. St.*															
at Florida*															
Vanderbilt*															
S. Carolina*															
at Alabama*															
Tennessee*															
at Texas A&M*															

MISCELLANEOUS

	2013-14	Career
Dunks	1	1 (AU Only)
Charges Taken	--	(AU Only)
Double-Figure		
Scoring Games	1	14
Double-Figure		
Rebounding Games	--	--
Games With		
Double-Double	--	--
Games Led AU		
In Scoring	1	1
Games Led AU		
In Rebounding	--	--
Games Led AU		
In Assists	--	--

HARRELL'S CAREER STATS

Year	GP-GS	Min-Avg	FG-FGA	Pct	3FG-A	Pct	FT-FTA	Pct	Off-Def-Tot-Avg	PF	FO	Ast	TO	Blk	Stl	Pts	Avg
2010-11	31-15	689-22.2	91-215	.423	24-57	.421	43-67	.642	64-2.1	48	0	26	27	3	8	249	8.0
2011-12	11-5	208-18.9	17-54	.315	4-21	.190	14-20	.700	0-11-11-1.0	10	0	10	13	4	6	52	4.7
2013-14	2-2	64-32.0	14-33	.424	4-15	.267	10-14	.714	3-6-9-4.5	4	0	5	6	2	1	42	21.0
TOTAL	44-22	961-21.8	122-302	.404	32-93	.344	67-101	.663	84-1.9	62	0	41	46	9	15	343	7.8

2013-14 AUBURN PLAYER BIOS



**Allen
Payne**

#2

6-6 • 225

Senior

Forward

Cincinnati, Ohio

Winton Woods

2013-14 UPDATE: Starting forward in 2 games ... Is averaging 7.0 ppg on .500 pct shooting ... Also averaging 5.0 rpg ... Leads the SEC in Assist-to-turnover ratio at 7.0 (7 assists, 1 turnover) ... Was 2 rebounds shy of a double, double against Northwestern State, scoring a season-high 10 points while also tying his career-high with 4 assists in 29 minutes ... Scored 4 points and had 2 rebounds in 21 minutes ... Averaged 2.0 ppg and 4.0 rpg during the exhibition season ... Came off the bench against Paine and scored 2 points and had 3 rebounds in 15 minutes ... Starting forward in win over Victory ... Pulled down 5 rebounds in 10 minutes.

PAYNE IN SEC CAREER STATS

Career Leaders - Rebounds

1.	625	Patric Young; Florida	2010-14
2.	466	Jarnell Stokes; Tennessee	2011-14
3.	465	Johnny O'Bryant III; LSU	2011-14
4.	437	Will Yeguate; Florida	2010-14
5.	354	Donte' Williams; Georgia	2010-14
6.	328	Allen Payne; Auburn	2010-14
7.	327	Jerone Maymon; Tennessee	2010-11, 13-14
8.	319	Rod Odom; Vanderbilt	2010-14
9.	317	Trevor Releford; Alabama	2010-14
10.	287	Levi Randolph; Alabama	2011-14

Career Leaders - Steals

1.	195	Trevor Releford; Alabama	2010-14
2.	160	Anthony Hickey; LSU	2011-14
3.	130	Mardracus Wade; Arkansas	2010-14
4.	100	Andre Stringer; LSU	2010-14
5.	86	Will Yeguate; Florida	2010-14
6.	83	Allen Payne; Auburn	2010-14
7.	76	Levi Randolph; Alabama	2011-14
8.	75	Patric Young; Florida	2010-14
9.	70	Alex Caruso; Texas A&M	2012-14
10.	60	Jarvis Summers; Ole Miss	2011-14

SEASON/CAREER HIGHS

Points	
Season	10, vs. Northwestern State (11/15/13)
Career	17, vs. Florida State (1/2/13)
Rebounds	
Season	8, vs. Northwestern State (11/15/13)
Career	10, vs. Illinois (12/29/12)
Field Goals	
Season	5, vs. Northwestern State (11/15/13)
Career	7, vs. LSU (1/9/13)
Field Goal Attempts	
Season	10, vs. Northwestern State (11/15/13)
Career	12, vs. LSU (1/9/13)
Three-Point Field Goals	
Season	--
Career	2, 4x, at Georgia (1/30/13)
Three-Point Attempts	
Season	1, vs. Nicholls (11/8/13)
Career	4, 5x, last at Georgia (1/30/13)
Free Throws	
Season	2, vs. Nicholls (11/8/13)
Career	9, vs. Florida State (1/2/13)
Free Throws Attempted	
Season	4, vs. Nicholls (11/8/13)
Career	13, vs. Florida State (1/2/13)
Assists	
Season	4, vs. Northwestern State (11/15/13)
Career	4, 4x, vs. Northwestern St (11/15/13)
Steals	
Season	2, vs. Nicholls (11/8/13)
Career	4, 2x, vs. DePaul (11/30/12)
Blocked Shots	
Season	1, vs. Nicholls (11/8/13)
Career	1, 8x, vs. Nicholls (11/8/13)
Minutes Played	
Season	29, vs. Northwestern State (11/15/13)
Career	37, vs. IPFW (11/9/12)

2013-14 PAYNE GAME-BY-GAME

Opponent	Min	FG-A	Pct.	3PT-A	Pct.	FT-A	Pct.	O-D-T	PF	A	TO	BLK	ST	PTS	AVG
Victory#	*10	1-1	1.000	0-0	.000	0-2	.000	1-4-5	1	0	1	0	0	2	2.0
Paine#	15	1-2	.500	0-0	.000	0-0	.000	1-2-3	2	1	1	0	1	2	2.0
Nicholls	*21	1-3	.333	0-1	.000	2-4	.500	0-2-2	0	3	0	1	2	4	4.0
Northwestern St.	*29	5-10	.500	0-0	.000	0-0	.000	2-6-8	1	4	1	0	1	10	7.0
Jacksonville St.															
Murray St.															
Tennessee St.															
at Iowa St.															
vs. Illinois															
Clemson															
Boston College															
Ark-Pine Bluff															
Florida A&M															
at Ole Miss*															
Missouri*															
at Tennessee*															
Florida															
at Miss. St.*															
at Arkansas*															
Alabama*															
Georgia*															
at S. Carolina*															
at LSU*															
Kentucky*															
Miss. St.*															
at Florida*															
Vanderbilt*															
S. Carolina*															
at Alabama*															
Tennessee*															
at Texas A&M*															

MISCELLANEOUS

	2013-14	Career
Dunks	--	13
Charges Taken	--	6
Double-Figure		
Scoring Games	--	16
Double-Figure		
Rebounding Games	--	1
Games With		
Double-Double	--	1
Games Led AU		
In Scoring	--	7
Games Led AU		
In Rebounding	--	14
Games Led AU		
In Assists	--	5

PAYNE'S CAREER STATS

Year	GP-GS	Min-Avg	FG-FGA	Pct	3FG-A	Pct	FT-FTA	Pct	Off-Def-Tot-Avg	PF	FO	Ast	TO	Blk	Stl	Pts	Avg
2010-11	31-18	675-21.8	56-166	.337	16-55	.291	45-66	.682	27-63-90-2.9	46	0	25	63	2	28	173	5.6
2011-12	20-12	380-19.0	31-75	.413	4-13	.308	20-29	.690	26-54-80-4.0	26	0	18	20	2	14	86	4.3
2012-13	32-30	865-27.0	93-209	.445	13-57	.228	47-69	.681	43-105-148-4.6	89	1	41	58	3	38	246	7.7
2013-14	2-2	50-25.0	6-13	.462	0-1	.000	2-4	.500	2-8-10-5.0	1	0	7	1	1	3	14	7.0
TOTAL	85-62	1970-23.2	186-463	.402	33-126	.262	114-168	.679	98-230-328-3.9	162	1	91	142	8	83	519	6.1

2013-14 AUBURN PLAYER BIOS



**Chris
Denson**

#3

6-2 • 181
Senior
Guard
Columbus, Ga.
Shaw

2013-14 UPDATE: Starting SG in two games ... Averaging 24.5 ppg on .615 shooting ... Also averaging 6.5 rpg and 4.0 apg ... Current SEC leader in ppg (24.5), is tied for fifth in assists (4.0), is seventh in shooting (.615), eighth in minutes played (33.0) and tied for 18th in rebounding (6.5 rpg) ... Scored a career-high 29 points on 12-for-18 shooting against Northwestern State ... Scored 20 in the first half on 8-for-12 shooting, becoming the first Auburn player to score 20 points in a half since Frankie Sullivan scored 23 in the second half at Arkansas on January 16, 2013 ... Scored 20 points to combine with KT Harrell for 41 of Auburn's 76 points ... Hit a career-high 11 free throws on a career-high 14 free throw attempts ... Averaged 22.5 ppg in the exhibition season on 68.0 percent shooting from the floor ... Scored 24 points on 8-for-10 shooting from the floor and 6-for-7 from the stripe in the win over Paine ... Scored a game-high 21 points and pulled down 7 rebounds in the exhibition win over Victory ... Shot 9-for-15 from the field.

SEASON/CAREER HIGHS

Points	
Season	29, vs. Northwestern State (11/15/13)
Career	29, vs. Northwestern State (11/15/13)
Rebounds	
Season	9, vs. Northwestern State (11/15/13)
Career	9, 2x, vs. Northwestern St (11/15/13)
Field Goals	
Season	12, vs. Northwestern State (11/15/13)
Career	18, vs. Northwestern State (11/15/13)
Field Goal Attempts	
Season	18, vs. Northwestern State (11/15/13)
Career	18, 2x, vs. Northwestern St (11/15/13)
Three-Point Field Goals	
Season	2, vs. Northwestern State (11/15/13)
Career	3, vs. Ark-Pine Bluff (11/28/11)
Three-Point Attempts	
Season	5, vs. Northwestern State (11/15/13)
Career	5, 2x, vs. Northwestern St (11/15/13)
Free Throws	
Season	11, vs. Nicholls (11/8/13)
Career	11, vs. Nicholls (11/8/13)
Free Throws Attempted	
Season	14, vs. Nicholls (11/8/13)
Career	14, vs. Nicholls (11/8/13)
Assists	
Season	5, vs. Northwestern State (11/15/13)
Career	5, 4x, vs. Northwestern St (11/15/13)
Steals	
Season	--
Career	4, at Ole Miss (2/15/11)
Blocked Shots	
Season	1, vs. Northwestern State (11/15/13)
Career	1, 8x, vs. Northwestern St (11/15/13)
Minutes Played	
Season	37, vs. Northwestern State (11/15/13)
Career	38, vs. Ole Miss (1/14/12)

DENSON IN SEC CAREER STATS

Career Leaders - Points

1.	1340	Trevor Releford; Alabama	2010-14
2.	1006	Andre Stringer; LSU	2010-14
3.	898	Patric Young; Florida	2010-14
4.	870	Jordan McRae; Tennessee	2010-14
5.	741	Marshall Henderson; Ole Miss	2012-14
6.	705	Jarvis Summers; Ole Miss	2011-14
7.	693	Mardracus Wade; Arkansas	2010-14
8.	678	Johnny O'Bryant III; LSU	2011-14
9.	667	Chris Denson; Auburn	2010-14
10.	647	Anthony Hickey; LSU	2011-14

2013-14 DENSON GAME-BY-GAME

Opponent	Min	FG-A	Pct.	3PT-A	Pct.	FT-A	Pct.	O-D-T	PF	A	TO	BLK	ST	PTS	AVG
Victory#	*26	9-15	.600	2-5	.400	1-3	.333	1-6-7	1	4	1	0	0	21	21.0
Paine#	*32	8-10	.800	2-3	.667	6-7	.857	1-2-3	1	4	2	0	4	24	22.5
Nicholls	*29	4-8	.500	1-2	.500	11-14	.786	1-3-4	0	3	2	0	0	20	20.0
Northwestern St.	*37	12-18	.667	2-5	.400	3-7	.429	2-7-9	4	5	1	1	0	29	24.5
Jacksonville St.															
Murray St.															
Tennessee St.															
at Iowa St.															
vs. Illinois															
Clemson															
Boston College															
Ark-Pine Bluff															
Florida A&M															
at Ole Miss*															
Missouri*															
at Tennessee*															
Florida															
at Miss. St.*															
at Arkansas*															
Alabama*															
Georgia*															
at S. Carolina*															
at LSU*															
Kentucky*															
Miss. St.*															
at Florida*															
Vanderbilt*															
S. Carolina*															
at Alabama*															
Tennessee*															
at Texas A&M*															

MISCELLANEOUS

	2013-14	Career
Dunks	2	14
Charges Taken	--	--
Double-Figure		
Scoring Games	2	35
Double-Figure		
Rebounding Games	--	--
Games With		
Double-Double	--	--
Games Led AU		
In Scoring	1	15
Games Led AU		
In Rebounding	1	2
Games Led AU		
In Assists	1	5

DENSON'S CAREER STATS

Year	GP-GS	Min-Avg	FG-FGA	Pct	3FG-A	Pct	FT-FTA	Pct	Off-Def-Tot-Avg	PF	FO	Ast	TO	Blk	Stl	Pts	Avg
2010-11	20-3	367-18.4	43-102	.422	4-25	.160	28-48	.583	15-17-32-1.6	30	0	20	12	1	17	118	5.9
2011-12	30-8	670-22.3	90-194	.464	14-38	.368	68-107	.636	22-32-54-1.8	44	0	34	41	3	16	262	8.7
2012-13	20-9	498-24.9	81-171	.474	7-25	.280	69-104	.663	14-45-59-3.0	33	0	31	22	3	19	238	11.9
2013-14	2-2	66-33.0	16-26	.615	3-7	.429	14-21	.667	3-10-13-6.5	4	0	8	3	1	0	49	24.5
TOTAL	72-22	1601-22.2	230-493	.467	28-95	.295	179-280	.639	54-104-158-2.2	111	0	93	78	8	52	667	9.3

2013-14 AUBURN PLAYER BIOS

2013-14 UPDATE: Came off the bench to play a total of 3 minutes in the exhibition season ... Played the final 2 minutes against Paine ... Played the final minute against Victory ... Walked on prior to the season starting.

SEASON/CAREER HIGHS

Points	
Season	--
Career	--
Rebounds	
Season	--
Career	--
Field Goals	
Season	--
Career	--
Field Goal Attempts	
Season	--
Career	--
Three-Point Field Goals	
Season	--
Career	--
Three-Point Attempts	
Season	--
Career	--
Free Throws	
Season	--
Career	--
Free Throws Attempted	
Season	--
Career	--
Assists	
Season	--
Career	--
Steals	
Season	--
Career	--
Blocked Shots	
Season	--
Career	--
Minutes Played	
Season	--
Career	--

**Devin
Waddell**

#4

6-6 • 209
Sophomore
Forward/Guard
Summerfield, N.C.
Hargrave Military Acad.

2013-14 WADDELL GAME-BY-GAME

Opponent	Min	FG-A	Pct.	3PT-A	Pct.	FT-A	Pct.	O-D-T	PF	A	TO	BLK	ST	PTS	AVG
Victory#	1	0-0	.000	0-0	.000	0-0	.000	0-0-0	0	0	0	0	0	0	0.0
Paine#	2	0-0	.000	0-0	.000	0-0	.000	0-0-0	0	0	0	0	0	0	0.0
Nicholls					DNP										
Northwestern St.					DNP										
Jacksonville St.															
Murray St.															
Tennessee St.															
at Iowa St.															
vs. Illinois															
Clemson															
Boston College															
Ark-Pine Bluff															
Florida A&M															
at Ole Miss*															
Missouri*															
at Tennessee*															
Florida															
at Miss. St.*															
at Arkansas*															
Alabama*															
Georgia*															
at S. Carolina*															
at LSU*															
Kentucky*															
Miss. St.*															
at Florida*															
Vanderbilt*															
S. Carolina*															
at Alabama*															
Tennessee*															
at Texas A&M*															

MISCELLANEOUS

	2013-14	Career
Dunks	--	--
Charges Taken	--	--
Double-Figure		
Scoring Games	--	--
Double-Figure		
Rebounding Games	--	--
Games With		
Double-Double	--	--
Games Led AU		
In Scoring	--	--
Games Led AU		
In Rebounding	--	--
Games Led AU		
In Assists	--	--

WADDELL'S CAREER STATS

Year	GP-GS	Min-Avg	FG-FGA	Pct	3FG-A	Pct	FT-FTA	Pct	Off-Def-Tot-Avg	PF	FO	Ast	TO	Blk	Stl	Pts	Avg
------	-------	---------	--------	-----	-------	-----	--------	-----	-----------------	----	----	-----	----	-----	-----	-----	-----

2013-14 AUBURN PLAYER BIOS



**Dion
Wade**

#11

6-5 • 170

Freshman

Guard

Antwerp, Belgium

Findlay Prep

2013-14 UPDATE: Has come off the bench in 2 games to average 2.5 ppg and 3.5 rpg in 11.0 mpg ... Shooting .286 pct from the floor and .167 from 3-point range ... Played 16 minutes off the bench in the season-opener against Nicholls ... Pulled down 6 rebounds, 4 at the defensive end ... Averaged 5.5 ppg and 4.0 rpg during the exhibition season ... Came off the bench to score 3 points and record 2 steals in the win over Paine ... Came off the bench to score 8 points and pull down 6 rebounds in the exhibition win over Victory ... All 6 boards were on the defensive end ... Hit a half-court 3 at the end of the first half.

SEASON/CAREER HIGHS

Points

Season 5, vs. Nicholls (11/8/13)

Career 5, vs. Nicholls (11/8/13)

Rebounds

Season 6, vs. Nicholls (11/8/13)

Career 6, vs. Nicholls (11/8/13)

Field Goals

Season 2, vs. Nicholls (11/8/13)

Career 2, vs. Nicholls (11/8/13)

Field Goal Attempts

Season 6, vs. Nicholls (11/8/13)

Career 6, vs. Nicholls (11/8/13)

Three-Point Field Goals

Season 1, vs. Nicholls (11/8/13)

Career 1, vs. Nicholls (11/8/13)

Three-Point Attempts

Season 5, vs. Nicholls (11/8/13)

Career 5, vs. Nicholls (11/8/13)

Free Throws

Season --

Career --

Free Throws Attempted

Season --

Career --

Assists

Season 1, vs. Nicholls (11/8/13)

Career 1, vs. Nicholls (11/8/13)

Steals

Season --

Career --

Blocked Shots

Season --

Career --

Minutes Played

Season 16, vs. Nicholls (11/8/13)

Career 16, vs. Nicholls (11/8/13)

2013-14 WADE GAME-BY-GAME

Opponent	Min	FG-A	Pct.	3PT-A	Pct.	FT-A	Pct.	O-D-T	PF	A	TO	BLK	ST	PTS	AVG
Victory#	18	3-5	.600	2-4	.500	0-0	.000	0-6-6	2	1	1	1	0	8	8.0
Paine#	17	1-3	.333	1-3	.333	0-0	.000	0-2-2	1	1	1	0	2	3	5.5
Nicholls	16	2-6	.333	1-5	.200	0-0	.000	2-4-6	4	1	0	0	0	5	5.0
Northwestern St.	6	0-1	.000	0-1	.000	0-0	.000	1-0-1	1	0	1	0	0	0	2.5
Jacksonville St.															
Murray St.															
Tennessee St.															
at Iowa St.															
vs. Illinois															
Clemson															
Boston College															
Ark-Pine Bluff															
Florida A&M															
at Ole Miss*															
Missouri*															
at Tennessee*															
Florida															
at Miss. St.*															
at Arkansas*															
Alabama*															
Georgia*															
at S. Carolina*															
at LSU*															
Kentucky*															
Miss. St.*															
at Florida*															
Vanderbilt*															
S. Carolina*															
at Alabama*															
Tennessee*															
at Texas A&M*															

MISCELLANEOUS

	2013-14	Career
Dunks	--	--
Charges Taken	--	--
Double-Figure	--	--
Scoring Games	--	--
Double-Figure	--	--
Rebounding Games	--	--
Games With	--	--
Double-Double	--	--
Games Led AU	--	--
In Scoring	--	--
Games Led AU	--	--
In Rebounding	--	--
Games Led AU	--	--
In Assists	--	--

WADE'S CAREER STATS

Year	GP-GS	Min-Avg	FG-FGA	Pct	3FG-A	Pct	FT-FTA	Pct	Off-Def-Tot-Avg	PF	FO	Ast	TO	Blk	Stl	Pts	Avg
2013-14	2-0	22-11.0	2-7	.286	1-6	.167	0-0	.000	3-4-7-3.5	5	0	1	1	0	0	5	2.5
TOTALS	2-0	22-11.0	2-7	.286	1-6	.167	0-0	.000	3-4-7-3.5	5	0	1	1	0	0	5	2.5

2013-14 AUBURN PLAYER BIOS



**Tahj
Shamsid-Deen**

#13

5-10 • 163
Freshman
Point Guard
Decatur, Ga.
Columbia

2013-14 UPDATE: Starting PG in 2 games ... Is averaging 7.0 ppg on .333 pct shooting ... Averaging 4.0 apg, which is tied for 5th in the SEC ... 2.7 assists-to-turnover ratio is tied for fifth in the SEC (8 assists, 3 turnovers) ... Had 9 points and 4 assists against Northwestern State ... Became the first Auburn freshman to start a season-opener since Earnest Ross in 2009-10 and the first freshman to start the season-opener at the point since Quantez Robertson in 2005-06 when he got the nod against Nicholls ... Finished the game with 5 points and a team-high 4 assists against Nicholls ... Starting point guard in both exhibition wins ... Averaged 13.5 ppg and 5.5 apg during the exhibition season ... Scored 11 points and dished out 7 assists against Paine ... Also had two steals ... Finished with 16 points on 6-of-8 shooting (4-for-5 from 3-point range) and also had four assists against Victory.

SEASON/CAREER HIGHS

Points

Season 9, vs. Northwestern State (11/15/13)
Career 9, vs. Northwestern State (11/15/13)

Rebounds

Season 2, vs. Northwestern State (11/15/13)
Career 2, vs. Northwestern State (11/15/13)

Field Goals

Season 4, vs. Northwestern State (11/15/13)
Career 4, vs. Northwestern State (11/15/13)

Field Goal Attempts

Season 12, vs. Northwestern State (11/15/13)
Career 12, vs. Northwestern State (11/15/13)

Three-Point Field Goals

Season 1, vs. Northwestern State (11/15/13)
Career 1, vs. Northwestern State (11/15/13)

Three-Point Attempts

Season 6, vs. Northwestern State (11/15/13)
Career 6, vs. Northwestern State (11/15/13)

Free Throws

Season 1, vs. Nicholls (11/8/13)
Career 1, vs. Nicholls (11/8/13)

Free Throws Attempted

Season 2, 2x, vs. Northwestern St (11/15/13)
Career 2, 2x, vs. Northwestern St (11/15/13)

Assists

Season 4, 2x, vs. Northwestern St (11/15/13)
Career 4, 2x, vs. Northwestern St (11/15/13)

Steals

Season 1, vs. Nicholls (11/8/13)
Career 1, vs. Nicholls (11/8/13)

Blocked Shots

Season --
Career --

Minutes Played

Season 25, vs. Northwestern State (11/15/13)
Career 25, vs. Northwestern State (11/15/13)

2013-14 SHAMSID-DEEN GAME-BY-GAME

Opponent	Min	FG-A	Pct.	3PT-A	Pct.	FT-A	Pct.	O-D-T	PF	A	TO	BLK	ST	PTS	AVG
Victory#	*16	6-8	.750	4-5	.800	0-0	.000	2-0-2	2	4	0	0	0	16	16.0
Paine#	*23	4-8	.500	2-5	.400	1-1	1.000	0-1-1	3	7	1	0	2	11	13.5
Nicholls	*23	2-4	.500	0-1	.000	1-2	.500	0-1-1	3	4	1	0	1	5	5.0
Northwestern St.	*25	4-12	.333	1-6	.167	0-2	.000	1-1-2	1	4	2	0	0	9	7.0
Jacksonville St.															
Murray St.															
Tennessee St.															
at Iowa St.															
vs. Illinois															
Clemson															
Boston College															
Ark-Pine Bluff															
Florida A&M															
at Ole Miss*															
Missouri*															
at Tennessee*															
Florida															
at Miss. St.*															
at Arkansas*															
Alabama*															
Georgia*															
at S. Carolina*															
at LSU*															
Kentucky*															
Miss. St.*															
at Florida*															
Vanderbilt*															
S. Carolina*															
at Alabama*															
Tennessee*															
at Texas A&M*															

MISCELLANEOUS

	2013-14	Career
Dunks	--	--
Charges Taken	--	--
Double-Figure		
Scoring Games	--	--
Double-Figure		
Rebounding Games	--	--
Games With		
Double-Double	--	--
Games Led AU		
In Scoring	--	--
Games Led AU		
In Rebounding	--	--
Games Led AU		
In Assists	1	1

SHAMSID-DEEN'S CAREER STATS

Year	GP-GS	Min-Avg	FG-FGA	Pct	3FG-A	Pct	FT-FTA	Pct	Off-Def-Tot-Avg	PF	FO	Ast	TO	Blk	Stl	Pts	Avg
2013-14	2-2	48-24.0	6-16	.375	1-7	.143	1-4	.250	1-2-3-1.5	4	0	8	3	0	1	14	7.0
TOTALS	2-2	48-24.0	6-16	.375	1-7	.143	1-4	.250	1-2-3-1.5	4	0	8	3	0	1	14	7.0

2013-14 AUBURN PLAYER BIOS



**Alex
Thompson**

#20

6-8 • 204
Freshman
Forward
Dothan, Ala.
Houston Academy

2013-14 UPDATE: Came off the bench to pull down 3 rebounds in nine minutes of the exhibition win over Victory.

SEASON/CAREER HIGHS

Points	
Season	--
Career	--
Rebounds	
Season	--
Career	--
Field Goals	
Season	--
Career	--
Field Goal Attempts	
Season	--
Career	--
Three-Point Field Goals	
Season	--
Career	--
Three-Point Attempts	
Season	--
Career	--
Free Throws	
Season	--
Career	--
Free Throws Attempted	
Season	--
Career	--
Assists	
Season	--
Career	--
Steals	
Season	--
Career	--
Blocked Shots	
Season	--
Career	--
Minutes Played	
Season	--
Career	--

2013-14 THOMPSON GAME-BY-GAME

Opponent	Min	FG-A	Pct.	3PT-A	Pct.	FT-A	Pct.	O-D-T	PF	A	TO	BLK	ST	PTS	AVG
Victory#	9	0-1	.000	0-1	.000	0-0	.000	0-3-3	2	0	2	0	0	0	0.0
Paine#					DNP										
Nicholls					DNP										
Northwestern St.					DNP										
Jacksonville St.															
Murray St.															
Tennessee St.															
at Iowa St.															
vs. Illinois															
Clemson															
Boston College															
Ark-Pine Bluff															
Florida A&M															
at Ole Miss*															
Missouri*															
at Tennessee*															
Florida															
at Miss. St.*															
at Arkansas*															
Alabama*															
Georgia*															
at S. Carolina*															
at LSU*															
Kentucky*															
Miss. St.*															
at Florida*															
Vanderbilt*															
S. Carolina*															
at Alabama*															
Tennessee*															
at Texas A&M*															

MISCELLANEOUS

	2013-14	Career
Dunks	--	--
Charges Taken	--	--
Double-Figure		
Scoring Games	--	--
Double-Figure		
Rebounding Games	--	--
Games With		
Double-Double	--	--
Games Led AU		
In Scoring	--	--
Games Led AU		
In Rebounding	--	--
Games Led AU		
In Assists	--	--

THOMPSON'S CAREER STATS

Year	GP-GS	Min-Avg	FG-FGA	Pct	3FG-A	Pct	FT-FTA	Pct	Off-Def-Tot-Avg	PF	FO	Ast	TO	Blk	Stl	Pts	Avg
------	-------	---------	--------	-----	-------	-----	--------	-----	-----------------	----	----	-----	----	-----	-----	-----	-----

2013-14 AUBURN PLAYER BIOS



**Malcolm
Canada**

#21

6-3 • 224

Junior

Point Guard

Austin, Texas

Ellsworth CC

2013-14 UPDATE: Back-up point guard in the first two games ... Averaging 3.5 ppg on .200 pct shooting ... Hitting .625 at the free throw line and is also averaging 3.5 rpg and 2.5 apg ... Held scoreless in 15 minutes against Northwestern State ... Did dish out 4 assists in the game ... Came off the bench to score 7 points, which included going 5-for-8 from the free throw line ... Averaged 6.0 points and 5.5 assists in the two exhibition wins on 62.5 percent shooting ... Played 14 minutes and scored three points off the bench against Paine ... Played 23 minutes and dished out a team-high 9 assists in the exhibition win over Victory University ... Added 9 points on 4-of-6 shooting ... Also had 3 steals.

SEASON/CAREER HIGHS

Points

Season 7, vs. Nicholls (11/8/13)

Career 7, vs. Nicholls (11/8/13)

Rebounds

Season 5, vs. Nicholls (11/8/13)

Career 5, vs. Nicholls (11/8/13)

Field Goals

Season 1, vs. Nicholls (11/8/13)

Career 1, vs. Nicholls (11/8/13)

Field Goal Attempts

Season 3, vs. Northwestern St. (11/15/13)

Career 3, vs. Northwestern St. (11/15/13)

Three-Point Field Goals

Season --

Career --

Three-Point Attempts

Season --

Career --

Free Throws

Season 5, vs. Nicholls (11/8/13)

Career 5, vs. Nicholls (11/8/13)

Free Throws Attempted

Season 8, vs. Nicholls (11/8/13)

Career 8, vs. Nicholls (11/8/13)

Assists

Season 4, vs. Northwestern St. (11/15/13)

Career 4, vs. Northwestern St. (11/15/13)

Steals

Season 2, vs. Nicholls (11/8/13)

Career 2, vs. Nicholls (11/8/13)

Blocked Shots

Season --

Career --

Minutes Played

Season 17, vs. Nicholls (11/8/13)

Career 17, vs. Nicholls (11/8/13)

2013-14 CANADA GAME-BY-GAME

Opponent	Min	FG-A	Pct.	3PT-A	Pct.	FT-A	Pct.	O-D-T	PF	A	TO	BLK	ST	PTS	AVG
Victory#	23	4-6	.667	0-0	.000	1-3	.333	3-0-3	2	9	1	1	3	9	9.0
Paine#	14	1-2	.500	0-0	.000	1-2	.500	0-1-1	0	2	0	0	0	3	6.0
Nicholls	17	1-2	.500	0-0	.000	5-8	.625	0-5-5	2	1	2	0	2	7	7.0
Northwestern St.	15	0-3	.000	0-0	.000	0-0	.000	0-2-2	3	4	1	0	1	0	3.5
Jacksonville St.															
Murray St.															
Tennessee St.															
at Iowa St.															
vs. Illinois															
Clemson															
Boston College															
Ark-Pine Bluff															
Florida A&M															
at Ole Miss*															
Missouri*															
at Tennessee*															
Florida															
at Miss. St.*															
at Arkansas*															
Alabama*															
Georgia*															
at S. Carolina*															
at LSU*															
Kentucky*															
Miss. St.*															
at Florida*															
Vanderbilt*															
S. Carolina*															
at Alabama*															
Tennessee*															
at Texas A&M*															

MISCELLANEOUS

	2013-14	Career
Dunks	--	--
Charges Taken	--	--
Double-Figure	--	--
Scoring Games	--	--
Double-Figure	--	--
Rebounding Games	--	--
Games With	--	--
Double-Double	--	--
Games Led AU	--	--
In Scoring	--	--
Games Led AU	--	--
In Rebounding	--	--
Games Led AU	--	--
In Assists	--	--

CANADA'S CAREER STATS

Year	GP-GS	Min-Avg	FG-FGA	Pct	3FG-A	Pct	FT-FTA	Pct	Off-Def-Tot-Avg	PF	FO	Ast	TO	Blk	Stl	Pts	Avg
2013-14	2-0	32-16.0	1-5	.200	0-0	.000	5-8	.625	0-7-7-3.5	5	0	5	3	0	3	7	3.5
Totals	2-0	32-16.0	1-5	.200	0-0	.000	5-8	.625	0-7-7-3.5	5	0	5	3	0	3	7	3.5

2013-14 AUBURN PLAYER BIOS



**C.J.
Holmes**

#22

6-0 • 191
Sophomore
Guard
Washington, D.C.
IMG Academy

2013-14 UPDATE: Played a total of 3 minutes in the exhibition season ... Played the final two minutes against Paine and had an assist ... Played the final minute of the 109-67 exhibition win over Victory.

SEASON/CAREER HIGHS

Points	
Season	--
Career	--
Rebounds	
Season	--
Career	--
Field Goals	
Season	--
Career	--
Field Goal Attempts	
Season	--
Career	--
Three-Point Field Goals	
Season	--
Career	--
Three-Point Attempts	
Season	--
Career	--
Free Throws	
Season	--
Career	--
Free Throws Attempted	
Season	--
Career	--
Assists	
Season	--
Career	--
Steals	
Season	--
Career	--
Blocked Shots	
Season	--
Career	--
Minutes Played	
Season	--
Career	--

2013-14 HOLMES GAME-BY-GAME

Opponent	Min	FG-A	Pct.	3PT-A	Pct.	FT-A	Pct.	O-D-T	PF	A	TO	BLK	ST	PTS	AVG
Victory#	1	0-0	.000	0-0	.000	0-0	.000	0-0-0	0	0	0	0	0	0	0.0
Paine#	2	0-0	.000	0-0	.000	0-0	.000	0-0-0	0	1	0	0	0	0	0.0
Nicholls					DNP										
Northwestern St.					DNP										
Jacksonville St.															
Murray St.															
Tennessee St.															
at Iowa St.															
vs. Illinois															
Clemson															
Boston College															
Ark-Pine Bluff															
Florida A&M															
at Ole Miss*															
Missouri*															
at Tennessee*															
Florida															
at Miss. St.*															
at Arkansas*															
Alabama*															
Georgia*															
at S. Carolina*															
at LSU*															
Kentucky*															
Miss. St.*															
at Florida*															
Vanderbilt*															
S. Carolina*															
at Alabama*															
Tennessee*															
at Texas A&M*															

MISCELLANEOUS

	2013-14	Career
Dunks	--	--
Charges Taken	--	--
Double-Figure		
Scoring Games	--	--
Double-Figure		
Rebounding Games	--	--
Games With		
Double-Double	--	--
Games Led AU		
In Scoring	--	--
Games Led AU		
In Rebounding	--	--
Games Led AU		
In Assists	--	--

HOLMES' CAREER STATS

Year	GP-GS	Min-Avg	FG-FGA	Pct	3FG-A	Pct	FT-FTA	Pct	Off-Def-Tot-Avg	PF	FO	Ast	TO	Blk	Stl	Pts	Avg
------	-------	---------	--------	-----	-------	-----	--------	-----	-----------------	----	----	-----	----	-----	-----	-----	-----

2013-14 AUBURN PLAYER BIOS



**Jordon
Granger**

#25

6-8 • 200
Sophomore
Forward
St. Louis, Mo.
McCluer North

2013-14 UPDATE: Has come off the bench in 2 games to average 2.0 ppg and 3.0 rpg ... Tied his career high with 4 rebounds in 14 minutes against Northwestern State ... Came off the bench to score 2 points and grab 2 rebounds in 10 minutes against Nicholls ... Averaged 2.0 points in the two exhibition wins on 33.3 percent shooting ... Also averaged 1.0 blocks ... Scored two points and grabbed four rebounds against Paine ... Came off the bench for 14 minutes against Victory ... Grabbed 6 rebounds.

SEASON/CAREER HIGHS

Points

Season 2, 2x, vs. Northwestern St (11/15/13)
Career 6, vs. Grambling State (12/11/12)

Rebounds

Season 4, vs. Northwestern State (11/15/13)
Career 4, 2x, vs. Northwestern St (11/15/13)

Field Goals

Season 1, vs. Northwestern State (11/15/13)
Career 2, 2x, vs. Tenn. Tech (12/18/12)

Field Goal Attempts

Season 1, vs. Northwestern State (11/15/13)
Career 4, vs. Grambling State (12/11/12)

Three-Point Field Goals

Season --

Career --

Three-Point Attempts

Season --

Career 1, at Missouri (2/2/13)

Free Throws

Season 2, vs. Nicholls (11/8/13)

Career 4, at Missouri (2/2/13)

Free Throws Attempted

Season 2, vs. Nicholls (11/8/13)

Career 4, 2x, at Missouri (2/2/13)

Assists

Season 1, vs. Northwestern State (11/15/13)

Career 1, 2x, vs. Northwestern St (11/15/13)

Steals

Season --

Career 1, 3x, vs. Florida (2/16/13)

Blocked Shots

Season --

Career 1, vs. Tennessee Tech (12/18/12)

Minutes Played

Season 14, vs. Northwestern State (11/15/13)

Career 15, vs. Florida (2/16/13)

2013-14 GRANGER GAME-BY-GAME

Opponent	Min	FG-A	Pct.	3PT-A	Pct.	FT-A	Pct.	O-D-T	PF	A	TO	BLK	ST	PTS	AVG
Victory#	14	1-3	.333	0-0	.000	0-0	.000	3-3-6	0	0	2	1	0	2	2.0
Paine#	14	1-3	.333	0-0	.000	0-0	.000	1-3-4	1	1	2	1	1	2	2.0
Nicholls	10	0-0	.000	0-0	.000	2-2	1.000	1-1-2	2	0	1	0	0	2	2.0
Northwestern St.	14	1-1	1.000	0-0	.000	0-0	.000	2-2-4	3	1	0	0	0	2	2.0
Jacksonville St.															
Murray St.															
Tennessee St.															
at Iowa St.															
vs. Illinois															
Clemson															
Boston College															
Ark-Pine Bluff															
Florida A&M															
at Ole Miss*															
Missouri*															
at Tennessee*															
Florida															
at Miss. St.*															
at Arkansas*															
Alabama*															
Georgia*															
at S. Carolina*															
at LSU*															
Kentucky*															
Miss. St.*															
at Florida*															
Vanderbilt*															
S. Carolina*															
at Alabama*															
Tennessee*															
at Texas A&M*															

MISCELLANEOUS

	2013-14	Career
Dunks	--	2
Charges Taken	--	--
Double-Figure	--	--
Scoring Games	--	--
Double-Figure	--	--
Rebounding Games	--	--
Games With	--	--
Double-Double	--	--
Games Led AU	--	--
In Scoring	--	--
Games Led AU	--	--
In Rebounding	--	--
Games Led AU	--	--
In Assists	--	--

GRANGER'S CAREER STATS

Year	GP-GS	Min-Avg	FG-FGA	Pct	3FG-A	Pct	FT-FTA	Pct	Off-Def-Tot-Avg	PF	FO	Ast	TO	Blk	Stl	Pts	Avg
2012-13	20-3	122-6.1	7-19	.368	0-1	.000	10-12	.833	8-13-21-1.1	15	0	1	7	1	3	24	1.2
2013-14	2-0	24-12.0	1-1	1.000	0-0	.000	2-2	1.000	3-3-6-3.0	5	0	1	1	0	0	4	2.0
TOTAL	22-3	146-6.6	8-20	.400	0-1	.000	12-14	.857	11-16-27-1.2	20	0	2	8	1	3	28	1.3

2013-14 AUBURN PLAYER BIOS



**Benas
Griciunas**

#31

7-0 • 225

Freshman

Center

Silute, Lithuania

Findlay Prep

2013-14 UPDATE: Is averaging 3.0 ppg on .429 pct shooting in 13.0 minutes per game off the bench ... Had 2 points and 2 rebounds in 9 minutes against Northwestern State ... Scored 4 points and grabbed 3 rebounds in the season opener against Nicholls ... Averaged 13.0 ppg and 6.0 rpg in the two exhibition wins ... Came off the bench to score 11 points and grab 8 rebounds in the win over Paine ... Came off the bench to score 15 points on 7-for-8 shooting in the exhibition win over Victory ... Also grabbed 4 rebounds, all on the defensive end, and had 2 blocks.

SEASON/CAREER HIGHS

Points

Season 4, vs. Nicholls (11/8/13)

Career 4, vs. Nicholls (11/8/13)

Rebounds

Season 3, vs. Nicholls (11/8/13)

Career 3, vs. Nicholls (11/8/13)

Field Goals

Season 2, vs. Nicholls (11/8/13)

Career 2, vs. Nicholls (11/8/13)

Field Goal Attempts

Season 4, vs. Nicholls (11/8/13)

Career 4, vs. Nicholls (11/8/13)

Three-Point Field Goals

Season --

Career --

Three-Point Attempts

Season 1, vs. Northwestern State (11/15/13)

Career 1, vs. Northwestern State (11/15/13)

Free Throws

Season --

Career --

Free Throws Attempted

Season 1, vs. Nicholls (11/8/13)

Career 1, vs. Nicholls (11/8/13)

Assists

Season --

Career --

Steals

Season --

Career --

Blocked Shots

Season 1, 2x, vs. Northwestern St (11/15/13)

Career 1, 2x, vs. Northwestern St (11/15/13)

Minutes Played

Season 17, vs. Nicholls (11/8/13)

Career 17, vs. Nicholls (11/8/13)

2013-14 GRICIUNAS GAME-BY-GAME

Opponent	Min	FG-A	Pct.	3PT-A	Pct.	FT-A	Pct.	O-D-T	PF	A	TO	BLK	ST	PTS	AVG
Victory#	20	7-8	.875	0-1	.000	1-2	.500	0-4-4	5	0	0	2	1	15	15.0
Paine#	23	5-9	.556	0-1	.000	1-2	.500	4-4-8	5	0	1	0	0	11	13.0
Nicholls	17	2-4	.500	0-0	.000	0-1	.000	1-2-3	4	0	1	1	0	4	4.0
Northwestern St.	9	1-3	.333	0-1	.000	0-0	.000	2-0-2	2	0	0	1	0	2	3.0
Jacksonville St.															
Murray St.															
Tennessee St.															
at Iowa St.															
vs. Illinois															
Clemson															
Boston College															
Ark-Pine Bluff															
Florida A&M															
at Ole Miss*															
Missouri*															
at Tennessee*															
Florida															
at Miss. St.*															
at Arkansas*															
Alabama*															
Georgia*															
at S. Carolina*															
at LSU*															
Kentucky*															
Miss. St.*															
at Florida*															
Vanderbilt*															
S. Carolina*															
at Alabama*															
Tennessee*															
at Texas A&M*															


MISCELLANEOUS

	2013-14	Career
Dunks	--	--
Charges Taken	--	--
Double-Figure	--	--
Scoring Games	--	--
Double-Figure	--	--
Rebounding Games	--	--
Games With	--	--
Double-Double	--	--
Games Led AU	--	--
In Scoring	--	--
Games Led AU	--	--
In Rebounding	--	--
Games Led AU	--	--
In Assists	--	--

GRICIUNAS' CAREER STATS

Year	GP-GS	Min-Avg	FG-FGA	Pct	3FG-A	Pct	FT-FTA	Pct	Off-Def-Tot-Avg	PF	FO	Ast	TO	Blk	Stl	Pts	Avg
2013-14	2-0	26-13.0	3-7	.429	0-1	.000	0-1	.000	3-2-5-2.5	6	0	0	1	2	0	6	3.0
Totals	2-0	26-13.0	3-7	.429	0-1	.000	0-1	.000	3-2-5-2.5	6	0	0	1	2	0	6	3.0

2013-14 AUBURN PLAYER BIOS



**Chris
Griffin**

#32

6-7 • 229

Junior

Forward

Tallahassee, Fla.

Wabash Valley College

2013-14 UPDATE: Averaging 6.5 ppg on .556 pct shooting in 14.5 mpg off the bench ... Scored a career-high 13 points on 5-for-9 shooting against Northwestern State ... Also had 2 blocks, 4 rebounds, a steal and an assists against NSU ... Played 12 scoreless minutes off the bench in the season-opener against Nicholls, grabbing 2 rebounds ... Averaged 7.5 ppg and 8.5 rpg in the two exhibition wins ... Starting forward against Paine and finished with 7 points and a game-high 9 rebounds ... 7 of his 9 rebounds came at the defensive end ... Came off the bench for 16 minutes against Victory ... Pulled down a game-high 8 rebounds, 5 on the defensive end ... Finished with 8 points.

SEASON/CAREER HIGHS

Points

Season 13, vs. Northwestern State (11/15/13)

Career 13, vs. Northwestern State (11/15/13)

Rebounds

Season 4, vs. Northwestern State (11/15/13)

Career 6, vs. SIU-Edwardsville (12/30/10)

Field Goals

Season 5, vs. Northwestern State (11/15/13)

Career 5, vs. Northwestern State (11/15/13)

Field Goal Attempts

Season 9, vs. Northwestern State (11/15/13)

Career 9, vs. Northwestern State (11/15/13)

Three-Point Field Goals

Season 3, vs. Northwestern State (11/15/13)

Career 3, vs. Northwestern State (11/15/13)

Three-Point Attempts

Season 5, vs. Northwestern State (11/15/13)

Career 5, vs. Northwestern State (11/15/13)

Free Throws

Season --

Career 4, vs. Reinhardt (11/20/10)

Free Throws Attempted

Season --

Career 5, vs. Bethel (12/15/10)

Assists

Season 1, vs. Northwestern State (11/15/13)

Career 2, 2x, vs. SIU-Edwardsville (12/30/10)

Steals

Season 1, vs. Northwestern State (11/15/13)

Career 2, 2x, vs. Bethel (12/15/10)

Blocked Shots

Season 2, vs. Northwestern State (11/15/13)

Career 2, vs. Northwestern State (11/15/13)

Minutes Played

Season 17, vs. Northwestern State (11/15/13)

Career 17, vs. Northwestern State (11/15/13)

2013-14 GRIFFIN GAME-BY-GAME

Opponent	Min	FG-A	Pct.	3PT-A	Pct.	FT-A	Pct.	O-D-T	PF	A	TO	BLK	ST	PTS	AVG
Victory#	16	4-10	.400	0-4	.000	0-0	.000	3-5-8	3	0	1	0	1	8	8.0
Paine#	*18	3-6	.500	1-3	.333	0-0	.000	2-7-9	1	0	2	1	1	7	7.5
Nicholls	12	0-2	.000	0-2	.000	0-0	.000	0-2-2	0	0	0	0	0	0	0.0
Northwestern St.	17	5-9	.556	3-5	.600	0-0	.000	0-4-4	1	1	2	2	1	13	6.5
Jacksonville St.															
Murray St.															
Tennessee St.															
at Iowa St.															
vs. Illinois															
Clemson															
Boston College															
Ark-Pine Bluff															
Florida A&M															
at Ole Miss*															
Missouri*															
at Tennessee*															
Florida															
at Miss. St.*															
at Arkansas*															
Alabama*															
Georgia*															
at S. Carolina*															
at LSU*															
Kentucky*															
Miss. St.*															
at Florida*															
Vanderbilt*															
S. Carolina*															
at Alabama*															
Tennessee*															
at Texas A&M*															


MISCELLANEOUS

	2013-14	Career
Dunks	--	--
Charges Taken	--	--
Double-Figure		
Scoring Games	1	1
Double-Figure		
Rebounding Games	--	--
Games With		
Double-Double	--	--
Games Led AU		
In Scoring	--	--
Games Led AU		
In Rebounding	--	--
Games Led AU		
In Assists	--	--

GRIFFIN'S CAREER STATS

Year	GP-GS	Min-Avg	FG-FGA	Pct	3FG-A	Pct	FT-FTA	Pct	Off-Def-Tot-Avg	PF	FO	Ast	TO	Blk	Stl	Pts	Avg
2010-11	22-0	192-8.7	13-42	.310	2-9	.222	15-21	.714	14-29-43-2.0	17	0	6	17	5	10	43	2.0
2013-14	2-0	29-14.5	5-11	.455	3-7	.429	0-0	.000	0-6-6-3.0	1	0	1	2	2	1	13	6.5
TOTAL	24-0	221-9.2	18-53	.340	5-16	.313	15-21	.714	14-35-49-2.0	18	0	7	19	7	11	56	2.3

2013-14 AUBURN PLAYER BIOS



**Matthew
Atewe**

#41

6-9 • 250

Freshman

Center

Brampton, Ontario,

Canada

Notre Dame Prep

2013-14 UPDATE: Has yet to play this season due to a leg injury ... No return date has been set

SEASON/CAREER HIGHS

Points

Season --

Career --

Rebounds

Season --

Career --

Field Goals

Season --

Career --

Field Goal Attempts

Season --

Career --

Three-Point Field Goals

Season --

Career --

Three-Point Attempts

Season --

Career --

Free Throws

Season --

Career --

Free Throws Attempted

Season --

Career --

Assists

Season --

Career --

Steals

Season --

Career --

Blocked Shots

Season --

Career --

Minutes Played

Season --

Career --

2013-14 ATEWE GAME-BY-GAME

Opponent	Min	FG-A	Pct.	3PT-A	Pct.	FT-A	Pct.	O-D-T	PF	A	TO	BLK	ST	PTS	AVG
Victory#					DNP										
Paine#					DNP										
Nicholls					DNP										
Northwestern St.					DNP										
Jacksonville St.															
Murray St.															
Tennessee St.															
at Iowa St.															
vs. Illinois															
Clemson															
Boston College															
Ark-Pine Bluff															
Florida A&M															
at Ole Miss*															
Missouri*															
at Tennessee*															
Florida															
at Miss. St.*															
at Arkansas*															
Alabama*															
Georgia*															
at S. Carolina*															
at LSU*															
Kentucky*															
Miss. St.*															
at Florida*															
Vanderbilt*															
S. Carolina*															
at Alabama*															
Tennessee*															
at Texas A&M*															

MISCELLANEOUS

	2013-14	Career
Dunks	--	--
Charges Taken	--	--
Double-Figure		
Scoring Games	--	--
Double-Figure		
Rebounding Games	--	--
Games With		
Double-Double	--	--
Games Led AU		
In Scoring	--	--
Games Led AU		
In Rebounding	--	--
Games Led AU		
In Assists	--	--

ATEWE'S CAREER STATS

Year	GP-GS	Min-Avg	FG-FGA	Pct	3FG-A	Pct	FT-FTA	Pct	Off-Def-Tot-Avg	PF	FO	Ast	TO	Blk	Stl	Pts	Avg
------	-------	---------	--------	-----	-------	-----	--------	-----	-----------------	----	----	-----	----	-----	-----	-----	-----

2013-14 Auburn Tigers Basketball
AU Season Box Score (as of Nov 15, 2013)
All games

RECORD:	OVERALL	HOME	AWAY	NEUTRAL
ALL GAMES	1-1	1-1	0-0	0-0
CONFERENCE	0-0	0-0	0-0	0-0
NON-CONFERENCE	1-1	1-1	0-0	0-0

#	Player	gp-gs	min	avg	Total		3-Point		F-Throw		Rebounds										pts	avg
					fg-fga	fg%	3fg-fga	3fg%	ft-fa	ft%	off	def	tot	avg	pf	dq	a	to	blk	stl		
03	Denson, Chris	2-2	66	33.0	16-26	.615	3-7	.429	14-21	.667	3	10	13	6.5	4	0	8	3	1	0	49	24.5
01	Harrell, KT	2-2	64	32.0	14-33	.424	4-15	.267	10-14	.714	3	6	9	4.5	4	0	5	6	2	1	42	21.0
13	Shamsid-Deen, Tahj	2-2	48	24.0	6-16	.375	1-7	.143	1-4	.250	1	2	3	1.5	4	0	8	3	0	1	14	7.0
02	Payne, Allen	2-2	50	25.0	6-13	.462	0-1	.000	2-4	.500	2	8	10	5.0	1	0	7	1	1	3	14	7.0
00	Dixon-Tatum, Asauhn	2-2	39	19.5	5-8	.625	0-0	.000	4-5	.800	9	5	14	7.0	8	1	1	4	4	0	14	7.0
32	Griffin, Chris	2-0	29	14.5	5-11	.455	3-7	.429	0-0	.000	0	6	6	3.0	1	0	1	2	2	1	13	6.5
21	Canada, Malcolm	2-0	32	16.0	1-5	.200	0-0	.000	5-8	.625	0	7	7	3.5	5	0	5	3	0	3	7	3.5
31	Griciunas, Benas	2-0	26	13.0	3-7	.429	0-1	.000	0-1	.000	3	2	5	2.5	6	0	0	1	2	0	6	3.0
11	Wade, Dion	2-0	22	11.0	2-7	.286	1-6	.167	0-0	.000	3	4	7	3.5	5	0	1	1	0	0	5	2.5
25	Granger, Jordon	2-0	24	12.0	1-1	1.000	0-0	.000	2-2	1.000	3	3	6	3.0	5	0	1	1	0	0	4	2.0
	Team										1	1	2									
	Total.....	2	400		59-127	.465	12-44	.273	38-59	.644	28	54	82	41.0	43	1	37	25	12	9	168	84.0
	Opponents.....	2	400		55-128	.430	20-51	.392	35-51	.686	26	50	76	38.0	48	0	31	24	5	10	165	82.5

Score by Periods	1st	2nd	Totals
AU	85	83	168
Opponents	68	97	165

2013-14 Auburn Tigers Basketball
AU Season Schedule/Results & Leaders (as of Nov 18, 2013)
All games

RECORD:	OVERALL	HOME	AWAY	NEUTRAL
ALL GAMES	1-1	1-1	0-0	0-0
CONFERENCE	0-0	0-0	0-0	0-0
NON-CONFERENCE	1-1	1-1	0-0	0-0

Date	Opponent	Score	Att.	High Points	High Rebounds
11/08/13	NICHOLLS	W 76-54	4196	(21)Harrell, KT	(8)Dixon-Tatum, Asauhn
11/15/13	NORTHWESTERN STATE	92-111 L	5823	(29)Denson, Chris	(9)Denson, Chris

* - Conference game

Attendance Summary	Games	Attend	Avg/Game
Home	2	10019	5010
Away	0	0	0
Neutral	0	0	0
Total	2	10019	5010