



2020-21 AUBURN MEN'S BASKETBALL

SCHEDULE/RESULTS

Overall: 2-2 • Home: 1-0 • Away: 0-1 • Neutral: 1-1
SEC: 0-0 • Home: 0-0 • Away: 0-0

DATE	OPPONENT	TIME/RESULT
Nov. 26	! vs. Saint Joseph's (FS1)	W, 96-91 (OT)
Nov. 27	! vs. #1 Gonzaga (FOX)	L, 90-67
Nov. 30	at UCF (ESPN+)	L, 63-55
Dec. 4	South Alabama (SECN)	W, 90-81
Dec. 12	% vs. Memphis (SECN Alternate)	4:00 pm
Dec. 15	Texas Southern (SECN+)	6:00 pm
Dec. 19	Troy	1:00 pm
Dec. 22	Appalachian State	TBA
Dec. 30	* Arkansas (ESPN2)	6:00 pm
Jan. 2	* at Texas A&M (SECN)	7:30 pm
Jan. 6	* at Ole Miss (SECN)	8:00 pm
Jan. 9	* Alabama (ESPN/2/U)	11:00 am/1:00 pm
Jan. 13	* at Georgia (SECN)	6:00 pm
Jan. 16	* Kentucky (ESPN)	1:00 pm
Jan. 20	* at Arkansas (SECN)	8:00 pm
Jan. 23	* at South Carolina (ESPN/2)	11:00 am
Jan. 26	* Missouri (ESPNU)	8:00 pm
Jan. 30	^ at Baylor (ESPN/2/U)	TBA
Feb. 2	* Georgia (SECN)	6:00 pm
Feb. 6	* Ole Miss (ESPN2)	3:00 pm
Feb. 9	* at Vanderbilt (SECN)	7:30 pm
Feb. 13	* at Kentucky (CBS)	12:00 pm
Feb. 16	* Mississippi State (ESPNU)	8:00 pm
Feb. 20	* at LSU (ESPN/2)	3:00/5:00 pm
Feb. 23	* Florida (ESPN/2/U)	8:00 pm
Feb. 27	* Tennessee (ESPN/2)	11:00 am
Mar. 2	* at Alabama (ESPN/2/U)	6:00 pm

All times Central // Schedule subject to change
* - Southeastern Conference Game
! - Fort Myers Tip-Off (Fort Myers, Fla.)
% - Holiday Hoopsgiving (Atlanta, Ga.)
\$ - Big 12/SEC Challenge (Waco, Texas)

MATCHUP



Auburn Tigers (2-2, 0-0 SEC)

Head Coach: Bruce Pearl, 26th season (589-225), 7th season at AU (127-80)



Memphis Tigers (4-2, 0-0 American)

Head Coach: Anfernee Hardaway, 3rd season (47-26), 3rd season at UM (47-26)

Date / Time _____ Dec. 12, 2020 / 4:00 pm CT
 Site / Venue _____ Atlanta, Ga. / State Farm Arena (21,000)
 TV _____ SEC Network Alternate
 PxB _____ Mike Morgan
 Analyst _____ Joe Kleine
 Radio _____ AU Sports Network / 95.9 FM / TuneIn
 PxB _____ Brad Law
 Analyst _____ Sonny Smith
 Host _____ Brit Bowen

Series History

Overall	AU leads 1-0
In Auburn	-
In Memphis	AU leads 1-0
Neutral Site	First Meeting
Last Meeting	AU, 78-64 (1/2/53)
Streak	Auburn W1

» After winning its home opener last Friday, Auburn returns to the court to face Memphis in the Holiday Hoopsgiving event in Atlanta, Ga.

» Auburn has played Memphis just one time in program history - a 78-64 road win. Head coach Bruce Pearl is 4-2 against Memphis in his career with all six meetings taken place while he was at Tennessee.

» Auburn set a program record and tied the SEC record with 22 3-pointers in a 90-81 win vs. South Alabama last Friday.

» Justin Powell tied an Auburn freshman record with 26 points in his home debut. Powell tied Eddie Johnson, who also had 26 points, exactly 47 years to the day vs. Western Illinois (Dec. 4, 1974). Powell set Auburn freshman home debut records with his nine assists and seven 3-pointers.

» Some of the most notable players during Auburn's most historical period of success have come from Atlanta: Bryce Brown, Jared Harper, Chuma Okeke and Isaac Okoro.

» The Tigers have without a doubt one of the youngest rosters in college basketball with 15 underclassmen - six freshman and nine sophomores. Auburn and UC Irvine have the fewest upperclassmen on their respective rosters with two each.

» Auburn lost 84.1 percent of its scoring from a season ago - the fifth-most in the country - and graduated the winningest class in program history as the 2020 seniors had 99 wins through four years, besting the 2001 class (87).

PROBABLE AUBURN STARTERS








Pos.	No.	Name	Ht.	Wt.	Cl.	Hometown (Last School)	PPG	RPG	APG	Blk	Stl	FG%	FT%
F	10	JT Thor	6-10	205	Fr.	Achorage, Alaska (Norcross HS (Ga.))	7.8	2.3	1.8	0	2	.364	.800
G	22	Allen Flanigan	6-6	215	So.	Little Rock, Ark. (Parkview Magnet HS)	12.3	4.8	2.3	1	2	.485	.727
F	23	Jaylin Williams	6-8	230	So.	Nahunta, Ga. (Brantley County HS)	9.8	6.3	2.3	6	5	.552	.364
G	24	Justin Powell	6-6	205	Fr.	Prospect, Ky. (North Oldham HS)	14.5	6.0	3.8	0	3	.447	.750
G	35	Devan Cambridge	6-6	215	So.	Nashville, Tenn. (Hillcrest Prep (Ariz.))	8.8	4.3	1.5	0	5	.300	.333
G	0	Tyrell Jones	6-1	195	So.	Chicago, Ill. (West Oaks Academy (Fla.))	4.3	1.5	1.3	1	4	.222	.600
G	1	Jamal Johnson	6-4	195	Jr.	Birmingham, Ala. (Memphis)	10.3	2.8	1.0	0	1	.368	.600
F	4	Javon Franklin	6-7	220	Jr.	Little Rock, Ark. (Holmes CC)	1.0	1.0	0.0	1	1	1.000	.000
F	5	Chris Moore	6-6	240	Fr.	West Memphis, Ark. (West Memphis HS)	3.3	2.8	0.5	1	2	.444	.800
C	13	Babatunde Akingbola	6-10	245	So.	Ogun, Nigeria (McEachern HS (Ga.))	4.3	4.3	0.5	6	2	.545	.444
C	44	Dylan Cardwell	6-11	250	Fr.	Augusta, Ga. (McEachern HS)	1.5	3.8	1.3	5	1	.750	.000

PROBABLE MEMPHIS STARTERS

Pos.	No.	Name	Ht.	Wt.	Cl.	Hometown (Last School)	PPG	RPG	APG	Blk	Stl	FG%	FT%
F	0	D.J. Jeffries	6-7	215	So.	Olive Branch, Miss. (Olive Branch HS)	11.8	6.3	1.8	6	7	.391	.824
G	1	Jayden Hardaway	6-5	195	R-So.	Memphis, Tenn. (IMG Academy (Fla.))	4.3	0.2	0.8	1	2	.500	.500
G	3	Landers Nolley II	6-7	220	R-So.	Fairburn, Ga. (Virginia Tech)	15.0	2.7	1.2	0	5	.419	.857
G	11	Lester Quinones	6-5	205	So.	Brentwood, N.Y. (IMG Academy (Fla.))	10.2	5.5	3.5	2	5	.373	.714
C	32	Moussa Cisse	6-10	220	Fr.	Conakry, Guinea (Lausanne Collegiate School)	8.5	8.0	0.3	13	2	.579	.389
G	2	Alex Lomax	6-0	190	Jr.	Memphis, Tenn. (East HS)	3.5	2.7	5.0	2	12	.310	.600
G	5	Boogie Ellis	6-3	180	So.	San Diego, Calif. (Mission Bay HS)	12.8	1.3	1.2	4	7	.464	.667
G	10	Damion Baugh	6-3	185	So.	Nashville, Tenn. (Tennessee Prep Academy)	5.6	4.0	3.0	2	11	.524	.857
C	23	Malcolm Dandridge	6-9	232	So.	Memphis, Tenn. (East HS)	3.5	3.7	0.0	4	3	.417	.333

MEDIA SPOT CHART

(probable starters in orange)

	0	TYRELL JONES	<p>SO » G » 6-1 » 195 » Chicago, Ill. » West Oaks Academy</p> <ul style="list-style-type: none"> Goes by nickname "Turbo" Bulked up 25 lbs since arriving at Auburn Played in 10 games last season 	<p>Career-Highs Pts _____ 11 Reb _____ 6 Ast _____ 3 Stl _____ 3 Min _____ 19</p>
	1	JAMAL JOHNSON	<p>JR » G » 6-4 » 195 » Birmingham, Ala. » Memphis</p> <ul style="list-style-type: none"> Was team's best 3-point shooter last season at 39% (27-of-70) Team is 8-3 when he hits multiple 3s Son of 7-year NBA veteran Alfonso "Buck" Johnson 	<p>Career-Highs Pts _____ 18 (4x) Reb _____ 8 (2x) Ast _____ 3 (3x) Stl _____ 2 (8x) Min _____ 40</p>
	2	SHARIFE COOPER	<p>FR » G » 6-1 » 180 » Powder Springs, Ga. » McEachern HS</p> <ul style="list-style-type: none"> 3rd McDonald's All-American at AU (F. Ford, 1983; K. Barber, 2005) 2018-19 USA Today National Player of the Year as a junior Consensus 5-star and 2nd-highest signee ever (Jabari Smith, 2020) 	<p>Career-Highs Pts _____ - Reb _____ - Ast _____ - Blk _____ - Min _____ -</p>
	4	JAVON FRANKLIN	<p>JR » F » 6-7 » 220 » Little Rock, Ark. » Holmes CC</p> <ul style="list-style-type: none"> Appeared in 5 games off the bench last season Recovering from serious leg injury suffered in final year of JUCO 10.8 pts, 8.2 reb as a freshman at Holmes CC 	<p>Career-Highs Pts _____ 2 Reb _____ 1 (3x) Ast _____ 1 Blk _____ 1 Min _____ 9</p>
	5	CHRIS MOORE	<p>FR » F » 6-6 » 240 » West Memphis, Ark. » West Memphis HS</p> <ul style="list-style-type: none"> Arkansas Player of the Year as a senior 18.7 pts, 16.3 reb and led team to state title last season Took dance class when he was younger 	<p>Career-Highs Pts _____ 7 Reb _____ 5 Ast _____ 2 Stl _____ 1 (2x) Min _____ 14</p>
	10	JT THOR	<p>FR » F » 6-10 » 205 » Anchorage, Alaska » Norcross HS</p> <ul style="list-style-type: none"> Was 5-star in 2021 class, reclassified to join this season Born in Neb., grew up in Alaska, played 2 years in W. Va. and 1 in Ga. Big fan of Marvel's Thor because they can "both drop the hammer" 	<p>Career-Highs Pts _____ 11 Reb _____ 4 Ast _____ 4 Stl _____ 1 (2x) Min _____ 27</p>
	13	"STRETCH" AKINGBOLA	<p>SO » C » 6-10 » 245 » Ogun, Nigeria » McEachern HS</p> <ul style="list-style-type: none"> Saw action in 13 games as a freshman Elite defender and best communicator on the team Has 4 siblings, all sisters 	<p>Career-Highs Pts _____ 7 Reb _____ 8 Ast _____ 1 (4x) Blk _____ 3 Min _____ 26</p>
	22	ALLEN FLANIGAN	<p>SO » G » 6-6 » 215 » Little Rock, Ark. » Parkview Magnet HS</p> <ul style="list-style-type: none"> Added 15 lbs of muscle in the offseason Started 3 games in absence of Isaac Okoro (1st start at Missouri 2/15) Son of assistant coach and former AU All-SEC guard Wes Flanigan 	<p>Career-Highs Pts _____ 20 Reb _____ 6 (3x) Ast _____ 3 (2x) Stl _____ 2 Min _____ 35</p>
	23	JAYLIN WILLIAMS	<p>SO » F » 6-8 » 230 » Nahunta, Ga. » Brantley County HS</p> <ul style="list-style-type: none"> 4.2 pts, 3.0 reb, 53% FG in final 5 games last season Career-high 8 pts and had 3 stl vs. Tennessee (2/22) Played football in HS and was a WR 	<p>Career-Highs Pts _____ 18 Reb _____ 11 Ast _____ 4 Blk _____ 2 (3x) Min _____ 37</p>
	24	JUSTIN POWELL	<p>FR » G » 6-6 » 205 » Prospect, Ky. » North Oldham HS</p> <ul style="list-style-type: none"> Labeled as the top player from the state of Kentucky In 1st basketball game ever, hit half-court shot to win (he was 4) Naturally left-handed, parents taught him everything right-handed 	<p>Career-Highs Pts _____ 26 Reb _____ 7 (2x) Ast _____ 9 Stl _____ 2 Min _____ 31</p>
	35	DEVAN CAMBRIDGE	<p>SO » G » 6-6 » 215 » Nashville, Tenn. » Hillcrest Prep</p> <ul style="list-style-type: none"> Played in all 31 games off the bench as a freshman 26 pts vs. SC, most by AU bench player since 2008 (F. Tolbert 32 at VU) Has 6 siblings; brother, Desmond, plays at Nevada 	<p>Career-Highs Pts _____ 26 Reb _____ 10 Ast _____ 2 (2x) Stl _____ 3 Min _____ 30 (2x)</p>
	44	DYLAN CARDWELL	<p>FR » C » 6-11 » 250 » Augusta, Ga. » McEachern HS</p> <ul style="list-style-type: none"> Played 2 seasons at Oak Hill Academy, transferred to McEachern Nephew of Auburn football associate head coach Rodney Garner Plays hip-hop songs on the piano 	<p>Career-Highs Pts _____ 6 Reb _____ 6 Ast _____ 3 Blk _____ 2 Min _____ 15</p>

BRUCE PEARL

Head Coach
7th year at Auburn • 127-80
26th year overall • 589-225



- 7 National Coach of the Year Awards, 2006 Basketball Times, CBSsportsline, Sporting News National Coach of the Year

- 2006 & 2008 AP SEC Coach of the Year, 2008 SEC Co-Coach of the Year

- 2008 Rupp Cup Co-winner

- Has advanced to postseason play in 20 of 25 years as a head coach. Following a second-place finish in the SEC with a 25-6 record, including 12-6 in league play, that would be 21 of 25 had the postseason not been canceled due to COVID

- Set single-season wins records at four different schools (29 at Southern Indiana in 1995; 26 at Wisconsin-Milwaukee in 2005; 31 at Tennessee in 2008; 30 at Auburn in 2019)

- Pearl has achieved a top-5 national ranking at Southern Indiana, Tennessee and Auburn. He has been in the top five in 10 seasons (1994-2001 at Southern Indiana, 2007-08 at Tennessee, 2019-20 at Auburn)

- Bruce Pearl's teams have led their conference in scoring 17 of the 25 years that he has been a head coach. His squads were the SEC's scoring champion in four of his six seasons at Tennessee, averaging 77.4 ppg while allowing 70.5 ppg

- One of 12 coaches to lead three different DI programs to the Sweet 16, joining Rick Barnes, Gene Bartow, John Calipari, Lon Kruger, Frank McGuire, Ralph Miller, Rick Pitino, Bill Self, Tubby Smith, Eddie Sutton and Bruce Weber. Including his stint at DII Southern Indiana, Pearl is one of only three coaches to take four programs (with three at the DI level) to the Sweet 16, joining Lon Kruger and Eddie Sutton

- With the win over Kentucky that sent Auburn to its first Final Four in program history, Pearl notched his 100th win as head coach of the Tigers. He is the first coach in Auburn history to have 100 wins in his first five seasons

- Bruce Pearl is the 11th coach in SEC history to win four conference crowns (overall or division) in a 10-year span. He is on the same list as Adolph Rupp (UK), Babe McCarthy (MSU), Billy Donovan (UF), Dale Brown (LSU), Joe Hall (UK), John Calipari (UK), Nolan Richardson (ARK), Rick Pitino (UK), Rick Stansbury (MSU) and Tubby Smith (UK)

- Auburn sold out of season tickets for the sixth straight time in 2019-20, all under Pearl, to continue the school record streak. Prior to Pearl, the only other time the Tigers sold out of season tickets came was 1999-2000

- In 25 full years as a head coach, Bruce Pearl's teams have finished either first or second in conference play 17 times

- At the Division I level, Pearl's teams have topped the 100-point mark 20 times, including a high of 124 in 2009 as well as 121 in the 2007 NCAA Tournament. In his second year as a coach at Southern Indiana the team averaged 101.7 ppg

- In the past four seasons, Auburn has the best non-conference record in the SEC during the regular season at 47-5 (.904), while scheduling regular NCAA Tournament teams in Arizona, Davidson, Dayton, Duke, Iowa State, Middle Tennessee, Murray State, Oklahoma, Texas Tech, UConn and Xavier

HEAD COACHING RECORD

Year	School	Record	Postseason
1992-93	Southern Indiana	22-7	NCAA Region 3rd Place
1993-94	Southern Indiana	28-4	NCAA Runner-Up
1994-95	Southern Indiana	29-4	NCAA Champions
1995-96	Southern Indiana	25-4	NCAA Sweet 16
1996-97	Southern Indiana	23-5	NCAA First Round
1997-98	Southern Indiana	27-6	NCAA Sweet 16
1998-99	Southern Indiana	26-6	NCAA Sweet 16
1999-00	Southern Indiana	25-6	NCAA Sweet 16
2000-01	Southern Indiana	26-4	NCAA First Round
Total		231-46	
2001-02	Milwaukee	16-13	-
2002-03	Milwaukee	24-8	NCAA First Round
2003-04	Milwaukee	20-11	NIT First Round
2004-05	Milwaukee	26-6	NCAA Sweet 16
Total		86-38	
2005-06	Tennessee	22-8	NCAA Second Round
2006-07	Tennessee	24-11	NCAA Sweet 16
2007-08	Tennessee	31-5	NCAA Sweet 16
2008-09	Tennessee	21-13	NCAA First Round
2009-10	Tennessee	28-9	NCAA Elite Eight
2010-11	Tennessee	19-15	-
Total		145-61	
2014-15	Auburn	15-20	-
2015-16	Auburn	11-20	-
2016-17	Auburn	18-14	-
2017-18	Auburn	26-8	NCAA Second Round
2018-19	Auburn	30-10	NCAA Final Four
2019-20	Auburn	25-6	(Canceled)
2020-21	Auburn	2-2	-
Total		127-80	
Career		589-225	

- His teams have been just as successful off the court as Auburn has had 29 graduates in six years – the most in the SEC. In 2018, Auburn received an Academic Progress Rate Public Recognition Award marking the first time the Tigers have been honored since the award began tracking data in 2004. The NCAA annually honors teams earning multiyear Academic Progress Rates in the top 10 percent of all squads in each sport

- Auburn recently secured its fourth perfect APR score of 1,000 in mid-May, something that has never been accomplished in program history

- In the past five years, Auburn men's basketball has averaged an APR of 995 (out of 1,000). In the previous four seasons before Pearl and his staff arrived, Auburn's APR average score was 940

- Pearl started AURLIVE at Auburn in 2015-16 to benefit cancer patients in the fight to beat cancer. AURLIVE raises the awareness of cancer prevention and detection while t-shirt sales and donations raise money to benefit cancer patients. He initiated the OUTLIVE program in 2009 at Tennessee in recognition of former Vol Chris Lofton, who beat testicular cancer through early diagnosis and treatment and went on to play the entire 2007-08 season while recovering from his battle with the disease

- On Dec. 19, 2019, Children's Harbor in Birmingham, Ala. dedicated their on-site basketball court in honor of the charitable work done by Coach Pearl and the Pearl family over the last six years.

- Bruce Pearl has raised over \$1.2 million in only six golf tournaments at Auburn. Pearl and his wife, Brandy, have remarkably raised \$770,000 in the last three years benefitting Children's Harbor in Birmingham through the Bruce Pearl For the Children Golf Classic. The mission of Children's Harbor is to help children with serious illness and their families

- The Bruce Pearl Family Foundation in conjunction with L5 Foundation, an organization dedicated to addressing the essential and basic needs of cancer patients, donated \$20,000 to five charities in a ceremony in Knoxville in August 2015

- The Pearl family announced on Feb. 27, 2007, a \$100,000 donation to endow a scholarship in the name of former Tennessee player Dane Bradshaw. The Dane Bradshaw Athletic Scholarship Endowment is awarded to the male or female student-athlete at UT who best epitomizes the characteristics of the 2006-07 senior captain

TOP PERFORMANCES UNDER PEARL AT AUBURN

MOST POINTS TEAM

- 119, vs. Northwestern State (Nov. 27, 2015)
119, vs. Winthrop (Nov. 24, 2017)
- 117, vs. Coastal Carolina (Dec. 15, 2016)
- 116, vs. CSUN (Nov. 15, 2019)
- 105, vs. Louisiana (Nov. 21, 2014)

MOST POINTS INDIVIDUAL

- 34, Bryce Brown vs. Dayton (Dec. 8, 2018)
- 33, Samir Doughty vs. CSUN (Nov. 15, 2019)
- 32, Samir Doughty at Tennessee (Mar. 7, 2020)
- 31, Bryce Brown vs. Norfolk State (Nov. 10, 2017)
31, Mustapha Heron vs. Winthrop (Nov. 24, 2017)
31, Jared Harper at UAB (Dec. 15, 2018)

MOST REBOUNDS TEAM

- 66, vs. Mississippi College (Nov. 14, 2018)
- 60, vs. Alabama (Feb. 12, 2020)
- 56, vs. Saint Joseph's (Nov. 26, 2020)**
- 52, vs. Gardner-Webb (Dec. 6, 2017)
52, vs. CSUN (Nov. 15, 2019)

MOST REBOUNDS INDIVIDUAL

- 19, Cinmeon Bowers at Middle Tennessee (Dec. 12, 2015)
- 18, Cinmeon Bowers vs. Alabama (Jan. 19, 2016)
18, Cinmeon Bowers vs. Ole Miss (Feb. 20, 2016)
- 17, Cinmeon Bowers vs. Milwaukee (Nov. 14, 2014)
17, Cinmeon Bowers vs. Winthrop (Dec. 17, 2014)
17, Cinmeon Bowers vs. Mississippi State (Jan. 21, 2015)
17, Horace Spencer vs. Mississippi College (Nov. 14, 2018)
17, Austin Wiley vs. Alabama (Feb. 12, 2020)

MOST 3-POINTERS TEAM

- 22, vs. South Alabama (Dec. 4, 2020)**
- 21, vs. Coastal Carolina (Dec. 15, 2016)
- 18, vs. South Alabama (Nov. 6, 2018)
18, vs. LSU (Feb. 8, 2020)
- 17, vs. Northwestern State (Nov. 27, 2015)
17, vs. Vanderbilt (Feb. 3, 2018)
17, vs. Arkansas (Feb. 20, 2019)
17, vs. North Carolina (Mar. 29, 2019)
17, vs. CSUN (Nov. 15, 2019)

MOST 3-POINTERS INDIVIDUAL

- 9, Bryce Brown at Arkansas (Feb. 17, 2016)
- 8, Kareem Canty at Middle Tennessee (Dec. 12, 2015)
8, Bryce Brown vs. South Carolina (Mar. 3, 2018)
8, Samir Doughty at Tennessee (Mar. 7, 2020)
- 7, KT Harrell vs. Coastal Carolina (Dec. 5, 2014)
7, Bryce Brown at Ole Miss (Jan. 9, 2019)
7, Bryce Brown vs. Kansas (Mar. 23, 2019)
7, Justin Powell vs. South Alabama (Dec. 4, 2020)

MOST FT MADE TEAM

- 33, vs. Kentucky (Feb. 1, 2020)
- 31, vs. Arkansas (Feb. 10, 2015)
31, at Arkansas - Feb. 27, 2018)
- 30, at South Carolina (Feb. 17, 2018)
30, at Missouri (Feb. 15, 2020)

MOST FT MADE INDIVIDUAL

- 15, KT Harrell vs. Georgia (Mar. 3, 2015)
15, Jared Harper at UAB (Dec. 15, 2018)
- 14, Jared Harper vs. Ole Miss (Jan. 7, 2017)
14, Samir Doughty vs. Kentucky (Feb. 1, 2020)
- 12, Desean Murray vs. Ole Miss (Jan. 9, 2018)
12, Jared Harper vs. South Carolina (Mar. 15, 2019)

MOST FT ATTEMPTED TEAM

- 46, at Missouri (Feb. 15, 2020)
- 44, vs. Kentucky (Feb. 1, 2020)
- 43, vs. Saint Joseph's (Nov. 26, 2020)**
- 42, vs. Eastern Kentucky (Nov. 17, 2016)
42, vs. Alabama (Jan. 21, 2017)

MOST FT ATTEMPTED INDIVIDUAL

- 18, Cinmeon Bowers vs. Missouri (Jan. 10, 2015)
18, KT Harrell vs. LSU (Mar. 13, 2015)
18, Austin Wiley vs. Alabama (Jan. 21, 2017)
- 17, Jared Harper vs. Ole Miss (Jan. 7, 2017)
- 16, Cinmeon Bowers vs. LSU (Feb. 2, 2016)
16, Jared Harper at UAB (Dec. 15, 2018)

MOST ASSISTS TEAM

- 27, vs. CSUN (Nov. 15, 2019)
- 25, vs. Saint Peter's (Nov. 28, 2018)
- 24, vs. South Alabama (Nov. 6, 2018)
24, vs. South Alabama (Dec. 4, 2020)
- 23, vs. Northwestern State (Nov. 27, 2015)
23, vs. USC Upstate (Nov. 29, 2016)
23, at TCU (Jan. 28, 2017)
23, vs. North Florida (Dec. 29, 2018)

MOST ASSISTS INDIVIDUAL

- 16, J'Von McCormick vs. CSUN (Nov. 15, 2019)
- 14, Jared Harper vs. Vanderbilt (Feb. 3, 2018)
- 13, Jared Harper vs. South Alabama (Nov. 6, 2018)
- 13, Jared Harper vs. North Carolina (Mar. 29, 2019)
- 10, Kareem Canty vs. Northwestern State (Nov. 27, 2015)
10, Jared Harper vs. Gardner-Webb (Dec. 6, 2017)
10, Jared Harper vs. Murray State (Dec. 22, 2018)
10, Jared Harper vs. North Florida (Dec. 29, 2018)
10, J'Von McCormick vs. Texas A&M (Mar. 4, 2020)

MOST STEALS TEAM

- 20, vs. North Florida (Dec. 29, 2018)
- 18, vs. Tennessee (Feb. 22, 2020)
- 16, vs. Saint Peter's (Nov. 28, 2018)
- 14, vs. Georgia (Jan. 20, 2018)
14, vs. Alabama (Feb. 21, 2018)
14, vs. Mississippi College (Nov. 14, 2018)
14, vs. Florida (Mar. 16, 2019)
14, vs. Tennessee (Mar. 17, 2019)
14, vs. New Mexico (Nov. 25, 2019)

MOST STEALS INDIVIDUAL

- 5, K.C. Ross-Miller vs. Oregon State (Nov. 26, 2014)
5, K.C. Ross-Miller vs. Middle Tennessee (Dec. 29, 2014)
5, Antoine Mason at LSU (Feb. 5, 2015)
5, Malik Dunbar vs. UNC Asheville (Dec. 4, 2018)
5, Chuma Okeke vs. Murray State (Dec. 22, 2018)
5, Chuma Okeke vs. North Florida (Dec. 29, 2018)
5, J'Von McCormick vs. Tennessee (Feb. 22, 2020)

MOST BLOCKS TEAM

- 12, at Missouri (Jan. 10, 2017)
12, vs. UNC Asheville (Dec. 4, 2018)
- 11, vs. Boston College (Dec. 12, 2016)
11, vs. CSUN (Nov. 15, 2019)
- 10, vs. Gardner-Webb (Dec. 6, 2017)
10, at Murray St. (Dec. 19, 2017)
10, vs. Cornell (Dec. 30, 2017)

MOST BLOCKS INDIVIDUAL

- 7, Horace Spencer at Arkansas (Feb. 17, 2016)
- 6, Horace Spencer vs. Oklahoma State (Jan. 30, 2016)
6, Horace Spencer vs. Boston College (Dec. 12, 2016)
6, Anfernee McLemore vs. Gardner-Webb (Dec. 6, 2017)
6, Anfernee McLemore at Missouri (Jan. 24, 2018)
6, Anfernee McLemore vs. Lehigh (Dec. 21, 2019)

AUBURN VS. MEMPHIS SERIES

» Saturday's game between Auburn and Memphis is set to be the second in series history. Auburn won the only game, 78-64, on Jan. 2, 1953 in Memphis.

» Auburn is 61-42 all-time against teams from the currently-constructed American Athletic Conference.

» Head coach Bruce Pearl is fairly familiar with Memphis as he is 4-2 in his career against the Tigers. All six meetings came when he was the head coach at Tennessee. In the six meetings, at least one of Tennessee or Memphis was ranked, highlighted by a wire-to-wire matchup when Tennessee was No. 2 and Memphis was No. 1. Pearl and the Vols came out on top, 66-62, on Feb. 23, 2008.

» Junior guard Jamal Johnson transferred to Auburn from Memphis following the 2017-18 season, where he averaged 6.9 points and 3.3 rebounds in 34 games.

WELCOME TO ATLANTA

» Over the last few years - arguably the most successful period in program history - Auburn has had many notable players from the around the city of Atlanta, including Bryce Brown (Stone Mountain), Jared Harper (Pebblebrook), Chuma Okeke (Atlanta) and Isaac Okoro (Powder Springs).

» The Tigers have two players on their 2020-21 roster that attended high school in the Atlanta area in prep teammates Babatunde Akingbola and Sharife Cooper, who both played at McEachern High School.

JP MAKES HISTORY

» On Dec. 4, Auburn freshman Justin Powell made history with his performance against South Alabama. Powell had 26 points on 7-of-9 from the floor, with all of his shots behind the arc, and nine assists.

» Powell's 26 pts vs. South Alabama tied Eddie Johnson for the Auburn record for most points in a home debut by a freshman. Johnson had 26 pts vs. Western Carolina 47 years to the day of Powell (Dec. 4, 1973).

» His nine assists and seven 3s vs. South Alabama were the most by a freshman in his home debut in program history.

» Powell is one of six freshman in the country since 2010 to have nine assists and seven 3s in a game, joining Trae Young (Oklahoma), Ky Bowman (Boston College), Shamorie Ponds (St. John's), Jordan Bohannon (Iowa) and Braden Norris (Oakland).

» In addition, Powell is the only freshman in the country to average 14 points, six rebounds and three assists per game this season.

POWELL CRASHES THE BOARDS

» In his first three games in an Auburn jersey, freshman Justin Powell has attacked the glass as well as anyone in his position. Powell is fifth in the country in total rebounds among freshman guards.

Player	Team	Rebounds
Kobe Williamson	Seattle	48
Cade Cunningham	Oklahoma State	28
BJ Boston	Kentucky	27
Dwon Odom	Xavier	25
Justin Powell	Auburn	24
Damari Monsanto	ETSU	20

» Powell is the only Tiger to pull down at least at least four rebounds in each game this season.

TOP OF THE PACK

» Auburn is at the top of the SEC in terms of non-conference wins over the last four-plus years, including the 2020-21 season. The Tigers are the only team in the league to have won at least 10 non-conference regular season games over the last four seasons. Auburn's 47 non-league victories over the last four seasons are a school record in a 4-year span.

TALE OF THE TAPE



Scoring Offense	77.0	77.2
Scoring Defense	81.3	63.3
Scoring Margin	-4.3	+13.8
FG Pct.	.416	.423
FG Pct. Defense	.463	.380
3-pt. FG Pct.	.345	.307
3-pt. FG Pct. Defense	.296	.323
FT Pct.	.606	.690
Rebounds Per Game	42.5	41.5
Opp. Rebounds Per Game	36.5	36.2
Rebound Margin	+6.0	+5.3
Assists Per Game	16.0	16.8
Turnovers Per Game	18.8	13.7
Opp. Turnovers Per Game	14.3	18.5
Turnover Margin	-4.5	+4.8
Assist/Turnover Ratio	0.9	1.2
Steals Per Game	7.0	9.2
Blocks Per Game	5.3	6.5

SERIES HISTORY

Date	H/A/N	Result
Jan. 2, 1953	A	W, 78-64

Team	'16-17	'17-18	'18-19	'19-20	'20-21	Total
AU	11-2	12-1	11-2	13-0	2-2	49-7
AR	11-2	11-2	9-4	12-1	5-0	48-9
MS	9-3	12-1	12-1	9-4	3-2	45-11
UK	10-3	11-2	11-2	10-3	1-3	43-13
GA	9-4	9-3	9-4	10-3	4-0	41-14
LS	8-4	9-3	10-3	9-4	3-1	39-15
UT	8-5	10-2	12-1	8-5	1-0	39-13
UF	10-3	9-4	8-5	8-5	3-0	38-17
UA	7-5	9-4	9-4	8-5	3-1	37-18
MU	5-7	10-3	9-3	8-5	4-0	36-18
OM	9-4	7-6	10-3	9-4	0-0	35-17
AM	8-4	11-2	7-5	6-6	3-0	35-17
SC	10-3	9-4	5-8	8-5	1-2	33-22
VU	7-6	6-7	9-4	8-5	1-0	31-22

» The Tigers have earned wins vs. notable opponents in Arizona, Dayton (twice), Davidson, Iowa State, Middle Tennessee, Murray State (twice), NC State, Oklahoma, TCU, Texas Tech, UConn (twice), Washington and Xavier (twice).

THE REPLACEMENTS

» Auburn is having to replace over 84 percent of its scoring from last season. That mark stands as the fifth-highest in the country.

Team	Pct. of Pts Lost
Kentucky	94.0%
Rider	87.6%
Radford	85.7%
South Alabama	84.9%
Auburn	84.1%
Arkansas	83.5%
Tulane	82.3%
Utah Valley	79.8%
Central Michigan	79.4%
Georgia Southern	79.1%

» Auburn and Kentucky are the only two SEC programs to not return a player that averaged five or more points per game from a season ago.

PLAYER TO WATCH: JT THOR

After living in four states while growing up, JT Thor has found a home on The Plains in his first season with the Tigers. The Anchorage, Alaska native is coming off his best game of the young season in which he had 10 points, four rebounds and four assists on 3-of-6 from the floor, including 2-of-4 from the 3-point line, vs. South Alabama. Thor is averaging 7.8 points and 2.3 rebounds per game this year.



» The Tigers have to replace the winningest class in program history as the 2020 seniors amassed 99 wins, besting the previous mark of 88 set by the 2001 seniors.

» The 2020 class also hold the most wins in a 3-year span with 81, most in a 2-year span with 56 and most in a single year with 30, which was accomplished during Auburn's run to the Final Four in 2019.

LET IT FLY

» Auburn set a program record with 22 3-pointers vs. South Alabama in the first home game of the season on Dec. 4. The Tigers lead the SEC and are fourth in the nation at 12.2 makes from downtown per game.

» As Coach Pearl has said, "As long as the 3 is worth more than the 2, we'll continue to take them." Below are all the games Auburn has hit at least 15 3-pointers as a team.

All-Time Games with 15+ 3-pointers

3s	Opponent	Date
22	South Alabama	Dec. 4, 2020
21	Coastal Carolina	Dec. 15, 2016
18	LSU	Feb. 8, 2020
18	South Alabama	Nov. 6, 2018
18	Temple	Nov. 19, 2004
17	CSUN	Nov. 15, 2019
17	North Carolina	March 29, 2019
17	Arkansas	Feb. 20, 2019
17	Vanderbilt	Feb. 3, 2018
17	Northwestern State	Nov. 27, 2015
16	LSU	Feb. 9, 2019
16	Missouri	Jan. 30, 2019
15	Tennessee	March 17, 2019
15	Saint Peter's	Nov. 28, 2018
15	Alabama	Feb. 4, 2017
15	Arkansas	Feb. 17, 2016
15	Nicholls State	Nov. 24, 2004
15	Arkansas	Jan. 6, 1996
15	West Florida	Dec. 12, 1994

ATTACK THE GLASS

» Auburn has been active on the glass through four games this season, particularly on the offensive end. The Tigers are second in the SEC and 24th in the nation with an average of 14.5 offensive rebounds per game.

» Babatunde Akingbola leads the way with 11 offensive boards, while four others (Chris Moore, Allen Flanigan, Dylan Cardwell and Jaylin Williams) each have six.

BLOCK PARTY

» Auburn is fourth in the SEC and 33rd in the country with 5.2 blocks per game. Babatunde Akingbola and Jaylin Williams are tied for sixth in the league at 1.5 swats per contest.

WHOLE LOTTA HEIGHT

» Auburn boasts the ninth-tallest team in the country, averaging 78.7 inches per player - nearly 6-foot-7.

» Auburn's average height of 78.7 inches on the 2020-21 roster is the tallest the Tigers have had over the last 15 seasons.

» Since 2007, Auburn has boasted an average height of 77 inches or more just four times: 77.1 in 2010-11, 77.9 in 2015-16, 77.3 in 2019-20 and 78.7 in 2020-21.

» Auburn's average height over the last 15 seasons is ranked in the middle of the pack nationally (160.5). The Tigers have had a roster in the top 100 in the country in terms of height just three times since 2007: 93rd in 2010-11, 48th in 2015-16 and ninth in 2020-21.

TIGERS IN OVERTIME

» With a 96-91 win in overtime Thursday, Auburn is 58-53 in overtime games all-time, including a 9-0 mark since the start of the 2018-19 season and 2-0 against Saint Joseph's.

» The Tigers are 12-2 in overtime under head coach Bruce Pearl, including a perfect 5-0 last season.

HOME COOKIN'

» Auburn Arena has become one of the toughest environments to play in the country. The Tigers have been especially good at home against non-conference competition on The Plains under Coach Pearl as they boast a 41-3 mark, good for a winning percentage of .932. Below are the records for all 14 SEC teams and how they've fared since 2014-15.

Team	Record
Arkansas	55-3 (.948)
Auburn	41-3 (.932)
Kentucky	51-4 (.927)
Georgia	46-4 (.920)
LSU	46-4 (.920)
Tennessee	41-4 (.911)
Alabama	36-4 (.900)
Texas A&M	43-5 (.896)
Miss. State	45-6 (.882)
Vanderbilt	43-10 (.811)
Missouri	37-9 (.804)
S. Carolina	36-10 (.783)
Florida	28-8 (.778)
Ole Miss	34-11 (.756)

(as of games completed through Dec. 9)

» Auburn has won 30 straight regular season non-conference home games and holds perfect records over the last four seasons. Auburn is the only team in the SEC without a blemish at home against non-league foes since 2016-17.

CLASS OF THE SEC: MOST GRADUATES SINCE 2014

When it comes to graduating players, nobody in the SEC has done it better than head coach Bruce Pearl and Auburn. Since 2014, the Tigers have had 29 student-athletes walk across the graduation stage and earn their degrees, which is the highest number in the SEC. Pictured below is recent graduate Anfernee McLemore, who earned two degrees in his four seasons with the Tigers.



KENPOM.COM

Adjusted Efficiency Margin

Value	SEC	NCAA
+10.22	11th	78th

Adjusted Offensive Efficiency

Points scored per 100 possessions

Value	SEC	NCAA
105.0	10th	72nd

Adjusted Defensive Efficiency

Points allowed per 100 possessions

Value	SEC	NCAA
94.8	10th	88th

» The Tigers' streak of 30 straight regular season non-conference home wins is tops in the SEC by a wide margin, leading Arkansas (16) and Georgia (15). The last time Auburn lost at home to a non-conference foe was Jan. 30, 2016 vs. Oklahoma State in the Big 12/SEC Challenge, 74-63.

WELCOME TO THE JUNGLE

» Known as one of the best homecourt environments in all of college basketball, Auburn has fed off of its consistently-packed crowds inside Auburn Arena, or as ESPN's Tom Hart has called it, "The Cathedral of Chaos."

» The Tigers finished the 2019-20 season at 16-1 at home, marking the most wins in Auburn Arena history and the second-most home wins ever in program history, trailing only the 18 by the 2008-09 team at Beard-Eaves-Memorial Coliseum.

» Auburn's 19-game home winning streak was snapped in the final home game of the season to Texas A&M, ending what was the eighth-longest active streak in the country.

» Listed below are the biggest home winning streaks in program history:

Streak Began

36	Jan. 26, 1957
30	Mar. 11, 1998
19	Feb. 20, 2019
17	3rd game of 1926
15	Feb. 27, 1974
13	Mar. 4, 2017
12	Feb. 14, 2018
10	Jan. 7, 1963
10	Mar. 2, 2011

Ended

Jan. 7, 1961
Mar. 1, 2000
Mar. 4, 2020
15th game of 1927
Jan. 10, 1976
Feb. 7, 2018
Jan. 19, 2019
Feb. 3, 1964
Jan. 11, 2012

» The Tigers own a 47-4 record at home since the beginning of the 2017-18 season.

LATE HOME OPENER

» Auburn's game against South Alabama on Friday, Dec. 4 marks the latest home opener in a season since 1987 when the Tigers defeated VCU, 93-80, on Dec. 5 under former head coach and current radio analyst Sonny Smith.

AUBURN IN SEASON OPENERS

» With a 96-91 overtime win against Saint Joseph's Thursday night, Auburn improved to 84-31 (.730) in season openers, including 61-9 at home, 13-16 on the road, 5-3 in neutral-site games and 5-3 in games played in unknown locations. The 2020 season was the first time since 2007 that the Tigers have not opened the season at home. Auburn has won 40 of its last 47 season openers.

BP IN SEASON OPENERS

» Bruce Pearl improved to 25-1 (.962) in season openers, including 7-0 at Auburn. The Tigers defeated Georgia Southern 83-74 last season, South Alabama 101-58 in 2018, Norfolk State 102-74 in 2017, North Florida 83-66 in 2016, UAB 75-74 in 2015 and Milwaukee 83-73 in 2014 in Pearl's debut as Auburn's head coach. Overall, Pearl has won 15 consecutive season openers.

CLASS OF THE SEC

» In the last three seasons, no team in the SEC has won more than Auburn as the Tigers are one of just three programs to amass 70 wins. Listed below are the records of all 14 SEC teams from the 2017-18 season until now.

NEW BLOODS VS. BLUE BLOODS

	'17-18	'18-19	'19-20	'20-21	Overall	Conf. Trophies	Tourn. Titles	Titles	vs. AU
Auburn	26-8	30-10	25-6	2-2	83-26	4	1	1	-
Kentucky	26-11	30-7	25-6	1-3	82-27	4	1	1	3-3
Kansas	31-8	26-10	28-3	5-1	90-22	6	2	1	0-1
North Carolina	26-11	29-7	14-18	3-2	70-38	1	1	0	0-1
Duke	29-8	32-6	25-6	2-2	88-22	3	0	1	1-0
Michigan State	30-5	32-7	22-9	5-0	89-21	7	3	1	0-0

Trophies, titles and vs. AU since 2017-18

Team	'17-18	'18-19	'19-20	Total
Auburn	26-8	30-10	25-6	81-24
Kentucky	26-11	30-7	25-6	81-24
Tennessee	26-9	31-6	17-14	74-29
Miss. State	25-12	23-11	20-11	68-34
LSU	18-15	28-7	21-10	67-32
Arkansas	23-12	18-16	20-12	61-40
Florida	21-13	20-16	19-12	60-41
Alabama	20-16	18-16	16-15	54-47
Texas A&M	22-13	14-18	16-14	52-45
S. Carolina	17-16	16-16	18-13	51-45
Missouri	20-13	15-17	15-16	50-46
Ole Miss	12-20	20-13	15-17	47-50
Georgia	18-15	11-21	16-16	45-52
Vanderbilt	12-20	9-23	11-21	32-64

ONE OF THE NATION'S BEST

» Auburn has won at the 12th-best rate in all of college basketball over the last three seasons.

Team	'17-18	'18-19	'19-20	Total	Pct.
Gonzaga	32-5	33-4	31-2	96-11	.897
Virginia	31-3	35-3	23-7	89-13	.873
NMSU	28-6	30-5	25-6	83-17	.830
Duke	29-8	32-6	25-6	86-20	.811
Houston	27-8	33-4	23-8	83-20	.806
Villanova	36-4	26-10	24-7	86-21	.804
Kansas	31-8	26-10	28-3	85-21	.802
Michigan St.	30-5	32-7	22-9	84-21	.800
Murray State	26-6	28-5	23-9	77-20	.794
Vermont	27-8	27-7	26-7	80-22	.784
Cincinnati	31-5	28-7	20-10	79-22	.782
Auburn	26-8	30-10	25-6	81-24	.771
Kentucky	26-11	30-7	25-6	81-24	.771
UNCG	27-8	29-7	23-9	79-24	.767
Buffalo	27-9	32-4	20-12	79-25	.760

ANOTHER 20-WIN SEASON

» The Tigers have recorded three straight 20-win seasons for the second time all-time after first accomplishing the feat from 1983-84 to 1985-86. After a win against LSU last year, Auburn secured its third consecutive 21-win season, a first in program history for the Tigers.

» Bruce Pearl joins Cliff Ellis and Sonny Smith as the only head coaches to lead Auburn to three 20-win seasons.

» In the 25 seasons that Bruce Pearl has been a head coach, including the 2019-20 campaign, his teams have amassed 20 20-win seasons. In simple math, Coach Pearl has won at least 20 games in a season in 80 percent of his seasons as the head coach.

PEARL COACHES IN 200TH GAME AT AU

» Against Ole Miss on Feb. 25 last season, head coach Bruce Pearl coached his 200th game at Auburn. Below are the best records through 200 games in Auburn history:

Head Coach	Years	Record
Cliff Ellis	1994-2000	128-72
Bruce Pearl	2014-P	124-76
Joel Eaves	1949-1958	122-78
Bill Lynn	1963-1971	113-87
Sonny Smith	1978-1985	101-99

PEARL RISING IN SEC RECORD BOOK

» Through his tenures as head coach at two SEC schools - Auburn and Tennessee - Bruce Pearl has won a ton of games. Below is where he stands in the SEC coaching ranks all-time:

By Victories (SEC Schools Only)

12.	Ray Mears	_____	UT	_____	278
	Roy Skinner	_____	VU	_____	278
14.	Bruce Pearl	_____	AU/UT	_____	273
15.	Wimp Sanderson	_____	UA	_____	265
	John Mauer	_____	UK/UT/UF	_____	265
17.	Hank Crisp	_____	UA	_____	264
18.	Nolan Richardson	_____	AR	_____	249

SEC Regular Season Games

15.	Joel Eaves	_____	AU	_____	124
16.	Rick Stansbury	_____	MS	_____	122
17.	Bruce Pearl	_____	AU/UT	_____	117
18.	Hank Crisp	_____	UA	_____	112
19.	Don DeVoe	_____	UT/UF	_____	110
20.	Nolan Richardson	_____	AR	_____	109

RPI IMPROVEMENT

» In the four seasons before 2014-15, the Tigers held an average final RPI of 202. Since that point, Auburn has averaged a final RPI of 71.8, including 19 over the last three seasons. Here are the final RPI/NET rankings in the last nine seasons.

GAMEDAY EXPERIENCE: AUBURN ARENA

Built at a cost of \$86 million, Auburn Arena seats 9,121 fans for basketball games. Auburn Arena replaced the old Beard-Eaves Memorial Coliseum as the home of Tiger basketball for the 2010-11 season. The furthest seat in Auburn Arena is just 43 feet away from the court. Two-thirds of the seats are less than 27 feet in elevation from courtside offering a home environment that is unrivaled.



SEC STANDINGS (AS OF DEC. 8)

	SEC	Pct.	H	A	Overall	Pct.	H	A	N	Strk
Arkansas	0-0	.000	0-0	0-0	4-0	1.000	4-0	0-0	0-0	W4
Florida	0-0	.000	0-0	0-0	3-0	1.000	1-0	0-0	2-0	W3
Georgia	0-0	.000	0-0	0-0	3-0	1.000	3-0	0-0	0-0	W3
Missouri	0-0	.000	0-0	0-0	3-0	1.000	1-0	1-0	1-0	W3
Texas A&M	0-0	.000	0-0	0-0	3-0	1.000	3-0	0-0	0-0	W3
Vanderbilt	0-0	.000	0-0	0-0	1-0	1.000	1-0	0-0	0-0	W1
Alabama	0-0	.000	0-0	0-0	3-1	.750	1-0	0-0	2-1	W2
LSU	0-0	.000	0-0	0-0	3-1	.750	2-0	0-1	1-0	W2
Auburn	0-0	.000	0-0	0-0	2-2	.500	1-0	0-1	1-1	W1
Mississippi State	0-0	.000	0-0	0-0	2-2	.500	2-0	0-0	0-2	W2
South Carolina	0-0	.000	0-0	0-0	1-2	.333	0-0	0-0	1-1	L1
Kentucky	0-0	.000	0-0	0-0	1-3	.250	1-1	0-0	0-2	L3
Ole Miss	0-0	.000	0-0	0-0	0-0	.000	0-0	0-0	0-0	-
Tennessee	0-0	.000	0-0	0-0	0-0	.000	0-0	0-0	0-0	-

2010-11	253	
2011-12	145	
2012-13	250	
2013-14	160	
2014-15	132	(Under Coach Pearl)
2015-16	160	(Under Coach Pearl)
2016-17	82	(Under Coach Pearl)
2017-18	16	(Under Coach Pearl)
2018-19	14	(Under Coach Pearl)
2019-20	27	(Under Coach Pearl)

AUBURN VS. TOP-25 OPPONENTS

» Auburn is 70-214 against teams from the AP Top 25 all-time. In 2018-19, the Tigers set a program record by defeating six top-25 teams, including five in a row from the SEC Tournament title to a trip to the Final Four.

» The Tigers have won two of their matchups against top-25 competition last season, taking down No. 13 Kentucky (75-66) and No. 18 LSU (91-90 in OT) in a span of seven days. Auburn lost its most recent top-25 battle at No. 8 Kentucky, 73-66.

» Auburn has won seven of its last eight games against the AP Top 25, which is the best stretch in program history by far. The next-closest similar streak was when the Tigers defeated six of nine ranked foes between the 1984-85 and 1985-86 seasons.

» Auburn is 14-23 as a ranked team vs. a ranked opponent all-time, but has won seven of the last nine occurrences.

DROUGHT BUSTERS

» Under head coach Bruce Pearl, Auburn has snapped a significant streak held by nearly every team in the SEC.

Team	Streak	Ended
UA	L, 7 at Alabama	W, 82-77 (2/4/17)
ARK	L, 8 overall	W, 90-86 (2/17/16)
UF	L, 11, 21 of 22 overall	W, 76-62 (2/5/19)
UGA	L, 6 of 7 at Georgia	W, 69-68 (2/14/15)
UK	L, 18, 32 of 33 overall	W, 75-70 (1/16/16)
MSU	L, 6 at Miss. St.	W, 76-68 (1/13/18)
MIS	L, 3 at Missouri	W, 77-72 (1/10/17)
OM	L, 8 at Ole Miss	W, 79-70 (1/30/18)
UT	L, 10 at Tennessee	W, 94-84 (1/2/18)
VU	L, 13 overall	W, 93-81 (2/3/18)

MAKE ROOM IN THE TROPHY CASE

» Since the 2017-18 season, Auburn has won four trophies: 2018 SEC title, 2019 SEC Tournament crown, 2019 NCAA Midwest Regional championship and the 2019 Legends Classic.

» The Tigers lead the SEC in trophies in the last two-plus seasons. As a whole, the league has amassed 11 trophies through league championships, conference tournament championships, NCAA regional championships and in-season tournament championships. Auburn has four and Kentucky has three, while Florida, LSU, Tennessee and Texas A&M have all won one.

AUBURN TO FORGO 2021 POSTSEASON

» The Auburn men's basketball program will forgo postseason competition for the upcoming 2020-2021 season. The NCAA and the SEC have been notified.

» The athletics department and university administration, in conjunction with Coach Bruce Pearl, made the decision after careful deliberation and in light of the ongoing matter that surfaced in fall 2017 regarding former assistant coach Chuck Person. Auburn has cooperated with the NCAA and will continue to do so.

» We regret the impact this decision has on our student-athletes, yet it was made in the best long-term interest of the program. Because of the ongoing matter, we will not comment further but hope for swift consideration and resolution of the matter.

Bruce Pearl Statement

» "This was a difficult decision but the right decision. I hate it for our current players. They lost the opportunity for the postseason last year because of COVID, and now they will miss the postseason again. It's a two-year postseason penalty for them. However, we need to take this penalty now to put it behind us."

OKORO MAKES HISTORY

Dreams became reality for former Auburn star Isaac Okoro Wednesday night when he was chosen with the No. 5 overall selection in the 2020 NBA Draft by the Cleveland Cavaliers.

Okoro's selection is tied for the third-highest selection in program history behind only Chris Morris (No. 4, 1988) and Chuck Person (No. 4, 1986). Charles Barkley was also chosen No. 5 in the 1984 NBA Draft.

The Powder Springs, Ga. native became the first one-and-done player in program history.

Okoro was just the sixth player in Southeastern Conference history to be named All-SEC, All-Defensive and All-Freshman in the same season.

Following Okoro's No. 5 selection and Chuma Okeke's No. 16 pick in the 2019 NBA Draft, Auburn has produced back-to-back first round draft picks for the first time in program history.

Okoro averaged 12.9 points, 4.4 rebounds, two assists, 0.9 steals and 0.9 blocks in 31.5 minutes per game while starting 28 games as a first-year player in senior-laden lineup. The Tigers posted a 25-6 record during the 2019-20 campaign.

Okoro scored in double figures 20 times and was named the SEC Freshman of the Week twice, becoming just the fourth freshman in program history to earn the conference distinction two times in a season.

Okoro is the second Tiger to be drafted by the Cavaliers, joining Mike Mitchell, who was taken with the 15th selection of the 1978 NBA Draft. Along with Mitchell (1978-82), former lettermen Eddie Johnson (1985-86) and Wesley Person (1997-2002) all played for the Cavs.

Auburn NBA Draft Facts

» Auburn and Florida State are the only two programs in the country to have consecutive first round picks that have improved their ranking by at least 30

Isaac Okoro 40 to 5 = 35
Chuma Okeke 50 to 16 = 34

Mfiondu Kabengele 243 to 27 = 243
Devin Vassell 200 to 11 = 189

» Auburn is one of seven programs to have back-to-back first round picks in the last two drafts (Auburn, Florida State, Kentucky, North Carolina, USC, Vanderbilt, Washington)

» Auburn is one of four SEC programs to have top-16 picks in back-to-back drafts (Auburn (2019-20), Florida (2007-08), Kentucky (1996-97 & 2010-19) and Vanderbilt (2019-20))

STAT RANKINGS

	Value	SEC	NCAA
Winning Pct.	.500	9th	154th
Scoring Offense	77.0	8th	119th
Scoring Defense	81.2	12th	260th
Scoring Margin	-4.2	11th	214th
Field Goal Pct.	.416	11th	210th
Field Goal Pct. Def.	.463	12th	237th
3-pt. FG Per Game	12.2	1st	8th
3-pt. FG Pct.	.345	5th	115th
3-pt. FG Pct. Def.	.296	5th	111th
Free Throw Pct.	.606	11th	262nd
Free Throw Made	57	5th	87th
Free Throws Att.	94	2nd	52nd
Rebounds	42.5	4th	42nd
Rebound Margin	+6.0	8th	79th
Off. Rebounds	14.5	3rd	28th
Def. Rebounds	28.0	8th	107th
Assists	16.0	4th	86th
Assist/Turnover	0.85	7th	195th
Turnover Margin	-4.5	9th	252nd
Turnovers Forced	14.3	8th	159th
Blocks	5.2	4th	36th
Steals	7.0	8th	133rd

INDIVIDUAL

3-Point FG Attempts

Jamal Johnson	32	1st	40th
Devan Cambridge	28	3rd	69th
Justin Powell	24	5th	123rd

3-Point FG Per Game

Justin Powell	3.0	1st	50th
Jamal Johnson	2.5	7th	133rd
Allen Flanigan	2.3	10th	200th

3-Point FG Percentage

Justin Powell	.500	4th	45th
Jamal Johnson	.312	8th	161st

Blocks Per Game

Babatunde Akingbola	1.5	6th	109th
Jaylin Williams	1.5	6th	109th

Defensive Rebounds Per Game

Justin Powell	5.5	6th	163rd
---------------	-----	-----	-------

Double-Doubles

Devan Cambridge	1	3rd	43rd
Allen Flanigan	1	3rd	43rd

Free Throw Attempts

Justin Powell	16	9th	247th
---------------	----	-----	-------

Free Throws Made

Justin Powell	12	10th	219th
JT Thor	12	10th	219th

Offensive Rebounds Per Game

Babatunde Akingbola	2.8	8th	134th
---------------------	-----	-----	-------

Total 3-Point FG Made

Justin Powell	12	1st	43rd
Jamal Johnson	10	4th	86th
Allen Flanigan	9	6th	125th

Total Assists

Justin Powell	15	3rd	122nd
---------------	----	-----	-------

Total Blocks

Babatunde Akingbola	6	4th	70th
Jaylin Williams	6	4th	70th
Dylan Cardwell	5	7th	99th

Total Rebounds

Jaylin Williams	25	10th	236th
-----------------	----	------	-------

WINS/LOSSES

Category	Wins	Losses
Scoring Offense	93.0	61.0
Scoring Defense	86.0	76.5
Scoring Margin	+7.0	-15.5
Field Goal Pct.	.484	.347
Field Goal Pct. Def.	.470	.456
3-pt. FG Per Game	15.5	9.0
3-pt. FG Pct.	.425	.261
3-pt. FG Pct. Def.	.302	.289
Free Throw Pct.	.649	.541
Free Throws Made	18.5	10.0
Opp. Free Throws Made	14.5	13.0
Rebounds	45.0	40.0
Rebound Margin	+14.0	-2.0
Off. Rebounds	15.0	14.0
Def. Rebounds	30.0	26.0
Assists	20.0	12.0
Assist/Turnover	1.1	0.6
Turnover Margin	-6.0	-3.0
Turnovers Forced	12.0	16.5
Steals	5.5	8.5
Blocks	4.5	6.0

CURRENT STREAKS

Overall	Won 1
vs. Unranked	Won 1
vs. Ranked	Lost 2
Home	Won 1
vs. SEC	Lost 1
vs. Non-SEC	Won 30
vs. Ranked	Won 3
vs. Unranked	Won 1
Road	Lost 1
vs. SEC	Won 1
vs. Non-SEC	Lost 1
vs. Ranked	Lost 4
vs. Unranked	Lost 1
Neutral	Lost 1
vs. Ranked	Lost 2
vs. Unranked	Won 12

CONSECUTIVE GAMES WITH A 3-POINTER

Justin Powell	4
Allen Flanigan	3
Jamal Johnson	3

CONSECUTIVE GAMES WITH 10+ POINTS

-	-
---	---

AUBURN IN THE RANKINGS

Date	AP	Coaches	NET
Preseason	RV	-	-
Nov. 30	-	-	-
Dec. 7	-	-	-

AP POLL

Rank	School	Record	Points
1	* Gonzaga (54)	3-0	1,518
2	* Baylor (7)	3-0	1,470
3	Iowa	3-0	1,385
4	Michigan State	5-0	1,296
5	Kansas	4-1	1,195
6	Illinois	3-1	1,104
7	Houston	4-0	1,090
8	Creighton	3-0	1,068
9	Villanova	4-1	1,033
10	Duke	2-1	954
11	West Virginia	4-1	918
12	* Tennessee	0-0	767
T-13	Wisconsin	3-1	750
T-13	Texas	4-1	750
15	Virginia Tech	4-0	688
16	North Carolina	3-1	547
17	Texas Tech	4-1	541
18	Virginia	3-1	474
19	Richmond	2-0	419
20	Florida State	1-0	350
21	Rutgers	3-0	293
22	Ohio State	3-0	287
23	Arizona State	3-1	218
24	San Diego State	4-0	123
25	Louisville	4-0	122

Others receiving votes: Michigan 107, Saint Louis 94, Florida 90, Indiana 40, Oregon 26, Oklahoma State 26, Marquette 22, *Missouri 19, UConn 12, Xavier 9, Clemson 7, *Alabama 5, Washington State 3, Maryland 2, UCLA 1, SMU 1, Oklahoma 1

* - Auburn opponent

USA TODAY COACHES POLL

Rank	School	Record	Points
1	* Gonzaga	3-0	788
2	* Baylor	3-0	774
3	Iowa	3-0	717
4	Michigan State	5-0	679
5	Kansas	4-1	585
6	Villanova	4-1	581
7	Creighton	3-0	561
8	Houston	4-0	529
9	Illinois	3-1	525
10	West Virginia	4-1	471
11	Duke	2-1	458
12	Texas	4-1	407
13	Wisconsin	3-1	361
14	North Carolina	3-1	345
15	Virginia Tech	4-0	315
16	Tennessee	0-0	311
17	Texas Tech	4-1	310
18	Virginia	3-1	268
19	Richmond	2-0	198
20	Ohio State	3-0	176
21	Florida State	1-0	167
22	Rutgers	3-0	161
23	Arizona State	3-1	121
24	Louisville	4-0	95
25	* Florida	3-0	83

Others receiving votes: Michigan 78, San Diego State 50, Saint Louis 44, UCLA 38, Oregon 34, Oklahoma State 30, Indiana 26, Marquette 16, *Missouri 15, Oklahoma 13, *LSU 13, *Arkansas 11, NC State 10, Clemson 10, Maryland 6, UConn 6, Xavier 5, *Memphis 2, Drake 2, Western Kentucky 1, SMU 1, *Kentucky 1, *Alabama 1, Abilene Christian 1

* - Auburn opponent

AUBURN'S RECORD

Overall	2-2
Home	1-0
Away	0-1
Neutral	1-1
Conference	0-0
Home	0-0
Away	0-0
Non-Conference	2-2
Home	1-0
Away	0-1
Neutral	1-1
Overtime	1-0
Ranked opponents	0-1
Unranked opponents	2-1
Wearing white uniforms	1-0
Wearing navy uniforms	0-1
Wearing orange uniforms	1-1
Leading at half	2-0
Trailing at half	0-2
Tied at half	0-0
Leading with 5:00 remaining in second half	2-0
Trailing with 5:00 remaining in second half	0-2
Tied with 5:00 remaining in second half	0-0
Has more rebounds than opponent	2-1
Has fewer rebounds than opponent	0-1
Same rebounds as opponent	0-0
Commits more turnovers than opponent	2-2
Causes more turnovers than opponent	0-0
Same turnovers as opponent	0-0
Has more FT attempts than opponent	1-1
Has fewer FT attempts than opponent	1-1
Same FT attempts as opponent	0-0
Shoots 40% or better from field	2-0
Shoots less than 40% from field	0-2
Opponent shoots 40% or better from field	2-1
Opponent shoots less than 40% from field	0-1
Shoots better than opponent	1-0
Opponent shoots better	1-2
Same FG percentage	0-0
Auburn bench outscores opponent's bench	1-2
Opponent's bench outscores Auburn bench	1-0
Same points off the bench	0-0
Auburn scores 100 or more	0-0
Auburn scores between 90-99	2-0
Auburn scores between 80-89	0-0
Auburn scores between 70-79	0-0
Auburn scores between 60-69	0-1
Auburn scores less than 60	0-1
Opponent scores 100 or more	0-0
Opponent scores between 90-99	1-1
Opponent scores between 80-89	1-0
Opponent scores between 70-79	0-0
Opponent scores between 60-69	0-1
Opponent scores less than 60	0-0
On Sunday	0-0
On Monday	0-1
On Tuesday	0-0
On Wednesday	0-0
On Thursday	1-0
On Friday	1-1
On Saturday	0-0
In November	1-2
In December	1-0
In January	0-0
In February	0-0
In March	0-0
In April	0-0
Five-plus players score in double-figures	2-0
Four players score in double figures	0-0
Three players score in double figures	0-0
Two players score in double figures	0-1
One player scores in double figures	0-1

MISCELLANEOUS STATISTICS

Largest margin of victory	9, vs. South Alabama (12/4/20)
Smallest margin of victory	5, vs. Saint Joseph's (11/26/20)
Largest margin of defeat	23, vs. #1 Gonzaga (11/27/20)
Smallest margin of defeat	8, at UCF (11/30/20)
Biggest rebound margin	+17, vs. Saint Joseph's (11/26/20)
Biggest rebound deficit	-12, vs. #1 Gonzaga (11/27/20)
Average margin of victory/defeat	+7.0/-16.5
Largest halftime lead	15, vs. South Alabama (12/4/20)
Largest halftime lead blown	-
Largest halftime deficit	14, vs. #1 Gonzaga (11/27/20)
Largest halftime deficit overcome to win	-
Largest overall lead	22, vs. South Alabama (1H) (12/4/20)
Largest overall lead blown	1, vs. #1 Gonzaga (1H) (11/27/20)
Largest overall deficit	30, vs. #1 Gonzaga (2H) (11/27/20)
Largest deficit overcome to win	3, vs. Saint Joseph's (1H) (11/26/20)

TEAM EXTREMES

Most points scored	96, vs. Saint Joseph's (11/26/20)
Fewest points scored	55, at UCF (11/30/20)
Most rebounds	56, vs. Saint Joseph's (11/26/20)
Fewest rebounds	32, vs. #1 Gonzaga (11/27/20)
Most assists	24, vs. South Alabama (12/4/20)
Fewest assists	12 (2x), last at UCF (11/30/20)
Most turnovers	22, at UCF (11/30/20)
Fewest turnovers	17, vs. #1 Gonzaga (11/27/20)
Most steals	9, vs. #1 Gonzaga (11/27/20)
Fewest steals	5, vs. Saint Joseph's (11/26/20)
Most blocks	7, vs. #1 Gonzaga (11/27/20)
Fewest blocks	4, vs. South Alabama (12/4/20)
Best shooting percentage	.556 (30-54), vs. South Alabama (12/4/20)
Worst shooting percentage	.323 (20-62), at UCF (11/30/20)
Best 3-pt. percentage	.537 (22-41), vs. South Alabama (12/4/20)
Worst 3-pt. percentage	.206 (7-34), at UCF (11/30/20)
Best FT percentage	.800 (12-15), vs. #1 Gonzaga (11/27/20)
Worst FT percentage	.364 (8-22), at UCF (11/30/20)
Most points (1st half)	47, vs. South Alabama (12/4/20)
Fewest points (1st half)	21, at UCF (11/30/20)
Most points (2nd half)	43, vs. South Alabama (12/4/20)
Fewest points (2nd half)	32, vs. #1 Gonzaga (11/27/20)
Most points (OT)	12, vs. Saint Joseph's (11/26/20)
Fewest points (OT)	12, vs. Saint Joseph's (11/26/20)

STARTING LINEUPS

Record when starting lineup is:

Cambridge, Flanigan, Jones, Thor, Williams	1-2
Cambridge, Flanigan, Powell, Thor, Williams	1-0

Record when starts (Career):

Devan Cambridge	2-2 (2-2)
Allen Flanigan	2-2 (3-4)
Tyrell Jones	1-2 (1-2)
Justin Powell	1-0 (1-0)
JT Thor	2-2 (2-2)
Jaylin Williams	2-2 (2-2)

AUBURN INDIVIDUAL GAME HIGHS

Points _____ 26, Justin Powell vs. South Alabama (12/4/20)
 _____ 20, Allen Flanigan vs. #1 Gonzaga (11/27/20)
 Field Goals Made _____ 8, Jaylin Williams vs. Saint Joseph's (11/26/20)
 _____ 7, Allen Flanigan vs. #1 Gonzaga (11/27/20)
 _____ 7, Justin Powell vs. South Alabama (12/4/20)
 Field Goal Att _____ 14, Jamal Johnson at UCF (11/30/20)
 _____ 13, Jaylin Williams vs. Saint Joseph's (11/26/20)
 FG Pct. _____ 1.000 (2-2), Chris Moore vs. Saint Joseph's (11/26/20)
 3-Point FG Made _____ 7, Justin Powell vs. South Alabama (12/4/20)
 _____ 5, Jamal Johnson at UCF (11/30/20)
 3-Point FG Att. _____ 12, Jamal Johnson at UCF (11/30/20)
 _____ 11, Jamal Johnson vs. #1 Gonzaga (11/27/20)
 _____ 11, Devan Cambridge vs. South Alabama (12/4/20)
 3-Pt FG Pct. _____ .778 (7-9), Justin Powell vs. South Alabama (12/4/20)
 Free Throws Made _____ 7, JT Thor vs. #1 Gonzaga (11/27/20)
 _____ 6, Allen Flanigan vs. Saint Joseph's (11/26/20)
 _____ 6, Justin Powell vs. Saint Joseph's (11/26/20)
 Free Throw Att. _____ 8, Devan Cambridge vs. Saint Joseph's (11/26/20)
 _____ 7, JT Thor vs. #1 Gonzaga (11/27/20)
 FT Pct. _____ 1.000 (7-7), JT Thor vs. #1 Gonzaga (11/27/20)
 _____ 1.000 (6-6), Justin Powell vs. Saint Joseph's (11/26/20)
 Rebounds _____ 11, Jaylin Williams vs. Saint Joseph's (11/26/20)
 Assists _____ 9, Justin Powell vs. South Alabama (12/4/20)
 Steals _____ 3, Devan Cambridge vs. #1 Gonzaga (11/27/20)
 Blocked Shots _____ 3, Babatunde Akingbola vs. Saint Joseph's (11/26/20)
 Turnovers _____ 5, Jaylin Williams vs. Saint Joseph's (11/26/20)
 Fouls _____ 5, JT Thor vs. Saint Joseph's (11/26/20)
 Minutes _____ 37, Jaylin Williams vs. Saint Joseph's (11/26/20)

OPPONENT INDIVIDUAL GAME HIGHS

Points _____ 29, Michael Flowers vs. South Alabama (12/4/20)
 _____ 28, Drew Timme vs. #1 Gonzaga (11/27/20)
 _____ 28, Taylor Funk vs. Saint Joseph's (11/26/20)
 Field Goals Made _____ 11, Drew Timme vs. #1 Gonzaga (11/27/20)
 _____ 11, Taylor Funk vs. Saint Joseph's (11/26/20)
 _____ 11, Michael Flowers vs. South Alabama (12/4/20)
 Field Goal Att. _____ 20, Ryan Daly vs. Saint Joseph's (11/26/20)
 _____ 20, Michael Flowers vs. South Alabama (12/4/20)
 FG Pct. _____ .688 (11-16), Drew Timme vs. #1 Gonzaga (11/27/20)
 _____ .688 (11-16), Taylor Funk vs. Saint Joseph's (11/26/20)
 3-Point FG Made _____ 4 (3x), last Corey Kispert vs. #1 Gonzaga (11/27/20)
 3-Point FG Att. _____ 9 (3x), last Kayo Goncalves vs. South Alabama (12/4/20)
 3-Pt FG Pct. _____ .571 (4-7), vs. Saint Joseph's (11/26/20)
 Free Throws Made _____ 6, Dre Fuller Jr. at UCF (11/30/20)
 Free Throw Att. _____ 10, Ryan Daly vs. Saint Joseph's (11/26/20)
 FT Pct. _____ 1.000 (5-5), Tyreke Locure vs. South Alabama (12/4/20)
 Rebounds _____ 10, Drew Timme, vs. #1 Gonzaga (11/27/20)
 Assists _____ 7 (2x), last Dahmir Bishop vs. Saint Joseph's (11/26/20)
 Steals _____ 4, Tyreke Locure vs. South Alabama (12/4/20)
 Blocked Shots _____ 2, Taylor Funk vs. Saint Joseph's (11/26/20)
 Turnovers _____ 5, Dahmir Bishop vs. Saint Joseph's (11/26/20)
 Fouls _____ 5 (5x), last John Pettway vs. South Alabama (12/4/20)
 Minutes _____ 42, Ryan Daly vs. Saint Joseph's (11/26/20)

THE LAST TIME - TEAM

Defeated a ranked team at home _____ vs. #18 LSU (2/8/20)
 Defeated a ranked team on the road _____ at #23 Tennessee (1/2/18)
 Defeated a ranked team at a neutral site _____ vs. #7 Kentucky (3/31/19)
 Defeated a top-10 team at home _____ vs. #5 Tennessee (3/9/19)
 Defeated a top-10 team on the road _____ at #8 Arkansas (1/23/93)
 Defeated a top-10 team at a neutral site _____ vs. #7 Kentucky (3/31/19)
 Won in overtime _____ vs. Saint Joseph's, 96-91 (OT) (11/26/20)
 Lost in overtime _____ vs. Missouri (SECT), 86-83 (OT) (3/8/17)
 Won in double overtime _____ at Ole Miss, 83-82 (2OT) (1/28/20)
 Lost in double overtime _____ at Arkansas, 88-80 (2OT) (1/16/13)
 Played back-to-back overtime games _____ at Arkansas, W 79-76 (OT) (2/5/20)
 _____ vs. LSU, W 91-90 (OT) (2/8/20)
 _____ vs. Alabama, W 95-91 (OT) (2/12/20)
 Played in three straight overtime games _____ at Arkansas, W 79-76 (OT) (2/5/20)
 _____ vs. LSU, W 91-90 (OT) (2/8/20)
 _____ vs. Alabama, W 95-91 (OT) (2/12/20)
 Played at least three overtimes _____ vs. Georgia (SECT) (4OT) (3/1/79)
 Shot 70% for a half _____ 74.1% (20-27) vs. Arkansas-Pine Bluff (12/30/13)
 Shot 70% for a half (SEC) _____ 72.7% (16-22) at Ole Miss (2/22/03)
 Shot 60% for a game _____ 61.8% (42-68) vs. Winthrop (11/24/17)
 Shot 60% for a game (SEC) _____ 61.1% (33-54) at Arkansas (2/17/16)
 Shot less than 30% for game _____ 25.8% (17-66) vs. Clemson (3/18/18)
 Shot 100% from the FT line _____ 100% (6-6) vs. Long Beach State (12/23/11)
 Shot 60% from 3-point line _____ 65.4% (17-26) vs. Vanderbilt (2/3/18)
 Shot less than 30% in half _____ 25.0% (8-32) at UCF (1st) (11/30/20)
 Shot less than 20% in half _____ 18.2% (6-33) vs. Clemson (1st) (3/18/18)
 Shot less than 10% in a half _____ 8.3% (2-24) vs. LSU (1st) (1/8/11)
 Attempted 50 free throws _____ 52 vs. Vanderbilt (2/6/54)
 Attempted 40 free throws _____ 43 vs. Saint Joseph's (11/26/20)
 Attempted 30 free throws in half _____ 30 at Missouri (2nd) (2/15/20)
 Made 30 free throws _____ 33 vs. Kentucky (2/1/20)
 Made 30 free throws (SEC) _____ 33 vs. Kentucky (2/1/20)
 Made at least 10 3-point field goals _____ 22 vs. South Alabama (12/4/20)
 Failed to make 3-point field goal _____ vs. Kentucky (0-15) (1/19/13)
 Had at least 50 rebounds _____ 56 vs. Saint Joseph's (11/26/20)
 Had less than 20 rebounds _____ 17 vs. Florida (3/16/19)
 Had at least 25 assists _____ 27 vs. CSUN (11/15/19)
 Had at least 20 assists _____ 24 vs. South Alabama (12/4/20)
 Had at least 15 steals _____ 18 vs. Tennessee (2/22/20)
 Had at least 10 blocks _____ 11 vs. CSUN (11/15/19)
 Had at least 15 blocks _____ 17 vs. Nicholls State (11/25/11)
 Had at least 25 lead changes _____ 27 at Arkansas (1/16/13)
 Scored 50 points in a half _____ 51 at Mississippi State (1st) (1/4/20)
 Scored 50 points in a half (SEC) _____ 51 at Mississippi State (1st) (1/4/20)
 Scored 60 points in a half _____ 66 vs. CSUN (1st) (11/15/19)
 Scored 60 points in a half (SEC) _____ 64 at Tennessee (2nd) (2/15/06)
 Scored 70 points in a half _____ 72 vs. Northwestern State (2nd) (11/27/15)
 Scored 100 points _____ 116 vs. CSUN (11/15/19)
 Scored 100 points (SEC) _____ 102 vs. Alabama (2/13/99)
 Scored under 20 points in 1st half _____ 19 vs. Clemson (3/18/18)
 Scored under 20 points in 2nd half _____ 14 vs. Tulsa (11/24/14)
 Scored under 10 points in a half _____ 6 vs. LSU (1st) (1/8/11)
 Scored 35 or under points in a game _____ 35 vs. Tulsa (11/24/14)
 Scored under 50 points in game _____ 45 at Tennessee (2/9/16)
 Scored under 50 points in game (SEC) _____ 45 at Tennessee (2/9/16)

THE LAST TIME - INDIVIDUAL

Scored at least 30 points	Samir Doughty (32) at Tennessee (3/7/20)
Scored at least 35 points	Toney Douglas (38) vs. Nicholls State (11/24/04)
Scored at least 40 points	Wesley Person (44) vs. UAB (12/16/93)
Had two players with at least 20 points	Austin Wiley (22), J'Von McCormick (21) at Missouri (2/15/20)
Had three players with at least 20 points	Samir Doughty (26), J'Von McCormick (23), Devan Cambridge (21) vs. LSU (2/8/20)
Had two players with 25 points	Bryce Brown (26), Jared Harper (25) vs. Xavier (OT) (11/19/18)
Had two players with 25 points (SEC)	Chris Denson (30), KT Harrell (26) vs. Mississippi State (2/14/14)
Scored 20 points in a half	J'Von McCormick (20, 2nd) at Mississippi State (1/4/20)
Scored 20 points in 1st half	Bryce Brown (20) at Texas A&M (1/16/19)
Scored 20 points in 2nd half	J'Von McCormick (20) at Mississippi State (1/4/20)
Scored 25 points in a half	Bryce Brown (25, 2nd) vs. Kentucky (1/19/19)
A player had back-to-back 20-point games	Samir Doughty (25) vs. Texas A&M (3/4/20); (32) at Tennessee (3/7/20)
A player had back-to-back 25-point SEC games	Samir Doughty (25) vs. Texas A&M (3/4/20); (32) at Tennessee (3/7/20)
A player had three straight 25-point SEC games	Chris Denson (29) at LSU (2/8/14); (26) vs. Kentucky (2/12/14); (30) vs. Mississippi State (2/15/14)
A player had four straight 25-point SEC games	Chris Denson (25) at South Carolina (2/5/14); (29) at LSU (2/8/14); (26) vs. Kentucky (2/12/14); (30) vs. Mississippi State (2/15/14)
A player had five straight 25-point SEC games	Keenan Carpenter (44) vs. LSU (1/8/89); (28) vs. Mississippi State (2/11/89); (33) at Florida (2/15/89); (32) at Ole Miss (2/18/89); (29) vs. Kentucky (2/20/89)
Zero players scored in double figures	at Vanderbilt (1/7/12)
Only one player scored in double figures	Jamal Johnson (18) at UCF (11/30/20)
Five players scored in double figures	Justin Powell (26), Allen Flanigan (14), Jaylin Williams (13), Devan Cambridge (12), JT Thor (10) vs. South Alabama (12/4/20)
Five players scored in double figures (SEC)	Isaac Okoro (19), Samir Doughty (18), Austin Wiley (18), Anfernee McLemore (13), Devan Cambridge (10) vs. Alabama (2/12/20)
All five starters scored in double figures	Justin Powell (26), Allen Flanigan (14), Jaylin Williams (13), Devan Cambridge (12), JT Thor (10) vs. South Alabama (12/4/20)
Six players scored in double figures	Samir Doughty (33), Isaac Okoro (17), Danjel Purifoy (16), Devan Cambridge (10), Anfernee McLemore (10) and Austin Wiley (10) vs. CSUN (11/15/19)
Six players scored in double figures (SEC)	Desean Murray (16), Mustapha Heron (15), Bryce Brown (13), Anfernee McLemore (13), Jared Harper (12), Horace Spencer (12) vs. Ole Miss (1/9/18)
Had at least 15 rebounds	Austin Wiley (17) vs. Alabama (2/12/20)
Had at least 15 rebounds (SEC)	Austin Wiley (17) vs. Alabama (2/12/20)
Had at least 20 rebounds	Kelvin Ardister (20) vs. Tennessee (1/4/89)
Had at least 25 rebounds	Rex Frederick (25) at Ole Miss (1/6/58)
Had at least 20 pts & 20 reb	Kelvin Ardister (22 pts, 20 reb) vs. Tennessee (1/4/89)
Had two players with at least 10 rebounds	Jaylin Williams (11) and Devan Cambridge (10) vs. Saint Joseph's (11/26/20)
Had at least three players with 10 rebounds	Korvotney Barber (13), Quantez Robertson (10), Lucas Hargrove (10) at Virginia (12/20/08)
Had a double-double	Devan Cambridge (13 pts, 10 reb) and Jaylin Williams (18 pts, 11 reb) vs. Saint Joseph's (11/26/20)
Had two straight double-doubles	Austin Wiley (15 pts, 11 reb) vs. Ole Miss (2/25/20); (10 pts, 12 reb) at Kentucky (2/29/20)
Had three straight double-doubles	Austin Wiley (10 pts, 13 reb) vs. LSU (2/8/20); (18 pts, 17 reb) vs. Alabama (2/12/20); (22 pts, 10 reb) at Missouri (2/15/20)
Had four straight double-doubles	Cinmeon Bowers (19 pts, 19 reb) vs. Middle Tennessee (12/12/15); (13 pts, 12 reb) vs. Mercer (12/15/15); (12 pts, 11 reb) at Xavier (12/19/15); (12 pts, 12 reb) vs. New Mexico (12/22/15)
Had five straight double-doubles	Jeff Moore (26 pts, 11 reb) vs. Ole Miss (3/2/88); (20 pts, 11 reb) at LSU (3/5/88); (22 pts, 11 reb) vs. Georgia (3/11/88); (13 pts, 13 reb) vs. Bradley (3/17/88); (22 pts, 11 reb) vs. Oklahoma (3/19/88)
Had two players with a double-double	Devan Cambridge (13 pts, 10 reb) and Jaylin Williams (18 pts, 11 reb) vs. Saint Joseph's (11/26/20)
Had a double-double with points and assists	Jared Harper (12 pts, 10 ast) vs. Murry State (12/22/18)
Had a triple-double	Kenny Gabriel (24 pts, 13 reb, 10 blk) vs. Bethune-Cookman (1/2/12)
Had 10 assists	J'Von McCormick (10) vs. Texas A&M (3/4/20)
Had 15 assists	J'Von McCormick (16) vs. CSUN (11/15/19)
Had two players with at least five blocks	Rob Chubb (5), Willy Kouassi (5) vs. Nicholls State (11/25/11)
Had 10 blocks	Kenny Gabriel (10) vs. Bethune-Cookman (1/2/12)
Had five steals	J'Von McCormick (5) vs. Tennessee (2/22/20)
Had five steals (SEC)	J'Von McCormick (5) vs. Tennessee (2/22/20)
Made 25 straight free throws	Danjel Purifoy (27) (11/23/16-12/18/16)
Hit buzzer-beater shot to win a game	T.J. Dunans vs. Mercer (3-pt FG, 76-74) (12/18/16)
Played more than 40 minutes	Samir Doughty (41) vs. Alabama (2/12/20)

0

TYRELL JONES

6-1 • 195

So. • G

Chicago, Ill.

(West Oaks Academy)



2019-20 (Freshman): Averaged 0.8 points, 0.9 rebounds, 0.6 assists and 0.4 steals in 3.4 minutes per game ... appeared in 11 games off the bench ... touted 1.75 assist-to-turnover ratio ... saw first action of his career against Georgia Southern (Nov. 5) in the season opener ... pulled down a career-best six rebounds and totaled career-high three steals in extended action against CSUN (Nov. 15) ... made first career 3-pointer in road win at Tennessee (March 7) ... played in three SEC contests vs. Georgia (Jan. 11), at Alabama (Jan. 15) and at Tennessee (March 7) ... named to AD Honor Roll after maintaining a 3.5 or higher combined GPA for the previous spring and fall semesters.

HIGH SCHOOL AND PERSONAL: Labeled as a four-star prospect by Rivals, 247Sports and ESPN ... selected as a top-100 player by 247Sports (No. 88) and ESPN (No. 92) ... also named to the Rivals 150 ... chosen as the No. 8 player in Florida by ESPN ... played at West Oaks Academy (Fla.) ... was a First Team All-State choice ... averaged 19.8 points and five assists per game as a senior ... averaged 17.2 points, 3.0 assists, 3.0 rebounds and 2.2 steals per game as a junior ... hit a school record 12 3-pointers to highlight a 40-point performance during the 2017-18 season ... played for Showtime Ballers in the adidas Uprising circuit ... son of Tashika Bryant and James Harris ... has three siblings: Andre Thomas, Michael Bryant and Devon Edwards ... goes by the nickname "Turbo" ... enrolled in the Harbert College of Business.

CAREER HIGHS

Points	11 vs. Saint Joseph's (11/26/20)
Rebounds	6 vs. CSUN (11/15/19)
Field Goals	3 vs. Saint Joseph's (11/26/20)
Field Goals Att.	8 vs. Saint Joseph's (11/26/20)
3-Pt. Field Goals	2 vs. Saint Joseph's (11/26/20)
3-Pt. Field Goals Att.	5 vs. Gonzaga (11/27/20)
Free Throws	3 vs. Saint Joseph's (11/26/20)
Free Throws Att.	5 vs. Saint Joseph's (11/26/20)
Assists	3 vs. CSUN (11/15/19)
Blocks	1 vs. Gonzaga (11/27/20)
Steals	3 vs. CSUN (11/15/19)
Minutes	19 vs. Gonzaga (11/27/20)

2020-21 JONES GAME-BY-GAME

Opp.	Start	Min.	FG-A	3FG-A	FT-A	O-D-T	PF	A	TO	BLK	STL	PTS
Saint Joe's	*	18	3-8	2-4	3-5	0-3-3	2	2	2	0	1	11
Gonzaga	*	19	1-7	1-5	2-2	0-0-0	3	2	2	1	1	5
UCF	*	17	0-2	0-1	1-3	0-2-2	0	0	2	0	2	1
S. Alabama		10	0-1	0-1	0-0	0-1-1	0	1	2	0	0	0
Memphis												
Texas So.												
Troy												
App. State												
Arkansas												
Texas A&M												
Ole Miss												
Alabama												
Georgia												
Kentucky												
Arkansas												
S. Carolina												
Missouri												
Baylor												
Georgia												
Ole Miss												
Vanderbilt												
Kentucky												
Miss. State												
LSU												
Florida												
Tennessee												
Alabama												

JONES' MISCELLANEOUS STATS

	2019-20	2020-21	Career
Games with 10+ Pts	0	1	1
Games with 20+ Pts	0	0	0
Games 5+ 3s	0	0	0
Games with 5+ Reb	1	0	1
Games with 10+ Reb	0	0	0
Games with 5+ Ast	0	0	0
Games with 10+ Ast	0	0	0
Games with 5+ Blk	0	0	0
Games with 5+ Stl	0	0	0
Double-Doubles	0	0	0

JONES' CAREER STATISTICS

Year	GP-GS	Min-Avg	FG-FGA	Pct	3FG-A	Pct	FT-FTA	Pct	Off-Def-Tot--Avg	PF-FO	Ast	TO	Blk	Stl	Pts	Avg
2019-20	11-0	38-3.5	3-12	.250	1-6	.167	2-5	.400	4-6-10--0.9	6-0	7	4	0	4	9	0.8
2020-21	4-3	62-15.5	4-18	.222	3-11	.273	6-10	.600	0-6-6--1.5	5-0	5	8	1	4	17	4.3
TOTAL	15-3	100-6.7	7-30	.233	4-17	.235	8-15	.533	4-12-16--1.1	11-0	12	12	1	8	26	1.7

1

JAMAL JOHNSON

6-4 • 195

Jr. • G

Birmingham, Ala.

(Memphis)



2019-20 (Sophomore): Averaged 3.5 points, 1.3 rebounds, 0.4 assists and 0.3 steals in 11.1 minutes per game ... appeared in all 31 games off the bench ... team's best 3-point shooter at 38.6 percent (27-of-70) ... knocked down a 3 in 14 games ... made multiple 3s eight times, including three SEC games ... team was 7-1 in those games ... reached double figures three times ... played double-digit minutes in 17 games ... pulled down a season-high five rebounds in the 2019-20 opener vs. Georgia Southern (Nov. 5) ... scored season-best 14 points at South Alabama (Nov. 12) and home against Lipscomb (Dec. 29) ... finished with 10 points on 3 of 5 shooting at Alabama (Jan. 15) in the same arena where his father, Buck, played.

2018-19: Took a redshirt and has three seasons of eligibility remaining after transferring from Memphis.

BEFORE AUBURN: Averaged 6.9 points and 3.3 rebounds in 34 games for the Memphis Tigers as a freshman during the 2017-18 season ... started 27 contests ... buried 47 3-pointers, good for second on the team ... drained 70 percent of his attempts from the charity stripe ... racked up 22 steals and 16 blocks ... reached double figures 11 times, including his first career game against Alabama ... team was 9-2 when he scored 10-plus points ... tabbed American Athletic Conference Freshman of the Week (Dec. 11) earned American Athletic Conference All-Academic Team honors ... made first career start vs. Bryant (Dec. 9) where he scored 18 points on six makes from downtown to go along with four rebounds and three assists in 33 minutes ... matched his season-high of 18 points in road tilts at USF (Jan. 31) and UConn (Feb. 25) during American Athletic Conference play ... nailed the game-winning 3-point play to take down Samford (Dec. 5) as time expired.

HIGH SCHOOL AND PERSONAL: Tabbed as the No. 8 combo guard in the country by 247Sports ... ranked No. 111 by Rivals and No. 151 by 247Sports ... named First Team All-State by the Alabama Sports Writers Association ... averaged 24.8 points, 7.1 rebounds, and 2.7 assists per game during senior season ... as a junior, averaged 18.1 points, 7.1 rebounds and 4.3 assists per contest ... tabbed Second Team All-State following junior season and was named an Alabama Boys Basketball North All-Star with All-Academic Team ... was also selected to the All-Area and All-Metro Team ... played with the Atlanta Xpress in the Under Armour Association before teaming with Team Carroll in the Adidas Gauntlet Circuit ... son of Alfonso "Buck" and Felicia Johnson ... has two siblings: Alfonso III and Trey Johnson ... father, Buck, was the 20th overall pick in the 1986 NBA Draft and played seven seasons in the professional ranks with the Houston Rockets and Washington Bullets ... enrolled in the College of Liberal Arts.

CAREER HIGHS

Points	18 (4x) last at UCF (11/30/20)
Rebounds	8 (2x) last at UConn (2/25/18)
Field Goals	6 (2x) last at UCF (11/30/20)
Field Goals Att.	14 at UCF (11/30/20)
3-Pt. Field Goals	6 vs. Bryant (12/9/17)
3-Pt. Field Goals Att.	12 at UCF (11/30/20)
Free Throws	6 (2x) last at UConn (2/25/18)
Free Throws Att.	8 (2x) last at UConn (2/25/18)
Assists	3 (3x) last vs. Houston (2/22/18)
Blocks	3 vs. Tulsa (1/6/18)
Steals	2 (8x) last at Mississippi State (1/4/20)
Minutes	40 vs. Cincinnati (3/10/18)

2020-21 JOHNSON GAME-BY-GAME

Opp.	Start	Min.	FG-A	3FG-A	FT-A	O-D-T	PF	A	TO	BLK	STL	PTS
Saint Joe's	15	1-6	0-4	2-2	0-0-0	2	1	0	0	0	0	4
Gonzaga	22	4-12	3-11	0-0	0-2-2	1	1	1	0	0	0	11
UCF	29	6-14	5-12	1-3	2-3-5	4	2	0	0	0	0	18
S. Alabama	22	3-6	2-5	0-0	2-2-4	1	0	1	0	1	0	8
Memphis												
Texas So.												
Troy												
App. State												
Arkansas												
Texas A&M												
Ole Miss												
Alabama												
Georgia												
Kentucky												
Arkansas												
S. Carolina												
Missouri												
Baylor												
Georgia												
Ole Miss												
Vanderbilt												
Kentucky												
Miss. State												
LSU												
Florida												
Tennessee												
Alabama												

JOHNSON'S MISCELLANEOUS STATS

	2017-18	2019-20	2020-21	Career
Games with 10+ Pts	11	3	2	16
Games with 20+ Pts	0	0	0	0
Games 5+ 3s	1	0	1	2
Games with 5+ Reb	7	1	1	9
Games with 10+ Reb	0	0	0	0
Games with 5+ Ast	0	0	0	0
Games with 10+ Ast	0	0	0	0
Games with 5+ Blk	0	0	0	0
Games with 5+ Stl	0	0	0	0
Double-Doubles	0	0	0	0

JOHNSON'S CAREER STATISTICS

Year	GP-GS	Min-Avg	FG-FGA	Pct	3FG-A	Pct	FT-FTA	Pct	Off-Def-Tot--Avg	PF-FO	Ast	TO	Blk	Stl	Pts	Avg
2017-18*	34-27	901-26.5	70-200	.350	47-141	.333	46-66	.697	25-86-111--3.3	65-0	35	32	16	22	233	6.9
2019-20	31-0	347-11.2	29-82	.354	27-70	.386	22-32	.688	15-24-39--1.3	35-0	11	13	2	9	107	3.5
2020-21	4-0	86-21.5	14-38	.368	10-32	.313	3-5	.600	4-7-11--2.8	8-0	4	2	0	1	41	10.3
TOTAL	69-27	1334-19.3	113-320	.353	84-243	.346	71-103	.689	44-117-161--2.3	108-0	50	47	18	32	381	5.5

4

JAVON FRANKLIN

6-7 • 220

Jr. • F

Little Rock, Ark.

(Holmes CC)



2019-20 (Sophomore): Averaged 0.2 rebounds and 0.2 assists in 1.2 minutes per game ... appeared in five games off the bench ... first action in an Auburn uniform came against CSUN (Nov. 15) ... pulled down a rebound vs. Georgia (Jan. 11).

BEFORE AUBURN: Played one season at Holmes CC (Miss.) ... averaged 10.8 points and 8.2 rebounds as a freshman ... suffered season-ending leg injury one game into his sophomore season ... finished 19th in the country with a 63.2 field goal percentage in 2017-18 ... was 15th in the NJCAA with 72 blocks ... reached double figures in scoring 16 times and nine times in rebounds, while totaling seven double-doubles.

HIGH SCHOOL AND PERSONAL DATA: Labeled as a three-star by both Rivals and 247Sports ... chosen as the No. 23 JUCO player in the country by 247Sports ... also the No. 1 JUCO player from Arkansas ... attended Parkview Magnet High School where he averaged 16.0 points, 8.7 rebounds, 2.1 blocks, 1.9 assists and 1.8 steals as a senior in 2016-17 ... led team to 28-6 record and was named the 2017 Full Court Award Player of the Year ... tabbed the 6A McDonald's Arkansas Player of the Year and the state championship MVP ... son of Gavonna Washington ... enrolled in the College of Liberal Arts.

CAREER HIGHS

Points	2 vs. Gonzaga (11/27/20)
Rebounds	1 (3x) last at UCF (11/30/20)
Field Goals	1 vs. Gonzaga (11/27/20)
Field Goals Att.	1 vs. Gonzaga (11/27/20)
3-Pt. Field Goals	-
3-Pt. Field Goals Att.	-
Free Throws	-
Free Throws Att.	-
Assists	1 vs. Georgia (1/11/20)
Blocks	1 vs. Gonzaga (11/27/20)
Steals	1 at UCF (11/30/20)
Minutes	9 vs. Gonzaga (11/27/20)

2020-21 FRANKLIN GAME-BY-GAME

Opp.	Start	Min.	FG-A	3FG-A	FT-A	O-D-T	PF	A	TO	BLK	STL	PTS
Saint Joe's	-dnp-											
Gonzaga		9	1-1	0-0	0-0	0-1-1	0	0	1	1	0	2
UCF		5	0-0	0-0	0-0	0-1-1	0	0	0	0	1	0
S. Alabama	-dnp-											
Memphis												
Texas So.												
Troy												
App. State												
Arkansas												
Texas A&M												
Ole Miss												
Alabama												
Georgia												
Kentucky												
Arkansas												
S. Carolina												
Missouri												
Baylor												
Georgia												
Ole Miss												
Vanderbilt												
Kentucky												
Miss. State												
LSU												
Florida												
Tennessee												
Alabama												

FRANKLIN'S MISCELLANEOUS STATS

	2019-20	2020-21	Career
Games with 10+ Pts	0	0	0
Games with 20+ Pts	0	0	0
Games 5+ 3s	0	0	0
Games with 5+ Reb	0	0	0
Games with 10+ Reb	0	0	0
Games with 5+ Ast	0	0	0
Games with 10+ Ast	0	0	0
Games with 5+ Blk	0	0	0
Games with 5+ Stl	0	0	0
Double-Doubles	0	0	0

FRANKLIN'S CAREER STATISTICS

Year	GP-GS	Min-Avg	FG-FGA	Pct	3FG-A	Pct	FT-FTA	Pct	Off-Def-Tot--Avg	PF-FO	Ast	TO	Blk	Stl	Pts	Avg
2019-20	5-0	5-1.0	0-0	.000	0-0	.000	0-0	.000	0-1-1--0.2	0-0	1	1	0	0	0	0.0
2020-21	2-0	13-6.5	1-1	1.000	0-0	.000	0-0	.000	0-2-2--1.0	0-0	0	1	1	1	2	1.0
TOTAL	7-0	18-2.6	1-1	1.000	0-0	.000	0-0	.000	0-3-3--0.4	0-0	1	2	1	1	2	0.3

5

CHRIS MOORE

6-6 • 240

Fr. • F

West Memphis, Ark.
(West Memphis HS)



HIGH SCHOOL AND PERSONAL: Labeled as a four-star prospect by Rivals and a three-star prospect by 247Sports and ESPN ... ranked as the 103rd player in the country by Rivals and 122nd by 247Sports ... tabbed as the No. 3 player out of the state of Arkansas by 247Sports and No. 5 by ESPN ... named the Arkansas Player of the Year following senior season ... played at West Memphis High School ... voted all-state four times, including a first team nod in his final campaign ... became the school's all-time leader in points and rebounds ... is the only player in school history to play four seasons on the varsity squad ... guided West Memphis to the Arkansas state championship game, averaging 18.7 points and 16.3 rebounds per game during the playoffs ... guided team to the No. 1 overall rank in Arkansas ... is a four-time all-conference player ... named the 5A East Player of the Year following junior season in which he averaged 17.2 points, 13 rebounds, 4.9 assists and 1.5 blocks per game while shooting 63 percent ... played for Woodz Elite in the Nike EYBL ... averaged 17.7 points, 6.1 rebounds, 1.3 assists and 1.1 blocks per game on the AAU circuit ... led team to No. 1 national ranking as a sophomore.

CAREER HIGHS

Points	7 vs. Saint Joseph's (11/26/20)
Rebounds	5 vs. South Alabama (12/4/20)
Field Goals	2 (2x) last vs. South Alabama (12/4/20)
Field Goals Att.	4 vs. South Alabama (12/4/20)
3-Pt. Field Goals	1 vs. South Alabama (12/4/20)
3-Pt. Field Goals Att.	2 vs. South Alabama (12/4/20)
Free Throws	3 vs. Saint Joseph's (11/26/20)
Free Throws Att.	3 vs. Saint Joseph's (11/26/20)
Assists	2 vs. Saint Joseph's (11/26/20)
Blocks	1 vs. South Alabama (12/4/20)
Steals	1 (2x) last vs. South Alabama (12/4/20)
Minutes	14 vs. Gonzaga (11/27/20)

2020-21 MOORE GAME-BY-GAME

Opp.	Start	Min.	FG-A	3FG-A	FT-A	O-D-T	PF	A	TO	BLK	STL	PTS
Saint Joe's		13	2-2	0-0	3-3	2-0-2	1	2	1	0	0	7
Gonzaga		14	0-2	0-0	1-2	2-2-4	2	0	2	0	0	1
UCF		4	0-1	0-1	0-0	0-0-0	0	0	0	0	1	0
S. Alabama		13	2-4	1-2	0-0	2-3-5	1	0	3	1	1	5
Memphis												
Texas So.												
Troy												
App. State												
Arkansas												
Texas A&M												
Ole Miss												
Alabama												
Georgia												
Kentucky												
Arkansas												
S. Carolina												
Missouri												
Baylor												
Georgia												
Ole Miss												
Vanderbilt												
Kentucky												
Miss. State												
LSU												
Florida												
Tennessee												
Alabama												

MOORE'S MISCELLANEOUS STATS

	2020-21	Career
Games with 10+ Pts	0	0
Games with 20+ Pts	0	0
Games 5+ 3s	0	0
Games with 5+ Reb	1	1
Games with 10+ Reb	0	0
Games with 5+ Ast	0	0
Games with 10+ Ast	0	0
Games with 5+ Blk	0	0
Games with 5+ Stl	0	0
Double-Doubles	0	0

MOORE'S CAREER STATISTICS

Year	GP-GS	Min-Avg	FG-FGA	Pct	3FG-A	Pct	FT-FTA	Pct	Off-Def-Tot--Avg	PF-FO	Ast	TO	Blk	Stl	Pts	Avg
2020-21	4-0	42-10.5	4-9	.444	1-3	.333	4-5	.800	6-5-11--2.8	4-0	2	6	1	2	13	3.3
TOTAL	4-0	42-10.5	4-9	.444	1-3	.333	4-5	.800	6-5-11--2.8	4-0	2	6	1	2	13	3.3

10

JT THOR

6-10 • 205

Fr. • F

Anchorage, Alaska
(Norcross HS)



HIGH SCHOOL AND PERSONAL: Consensus four-star prospect... ranked as the No. 45 player in the country by ESPN, No. 51 overall by 247Sports and No. 56 nationally by Rivals ... tabbed as the third-best player in the state of Georgia by ESPN and No. 4 by 247Sports ... labeled as the No. 8 power forward by 247Sports and ESPN and the No. 10 power forward by Rivals ... earned all-state honors from the Georgia Athletic Coaches Association and all-county honors from the Daily Post and the Gwinnett Tipoff Club ... played for Norcross High School and averaged a team-best 14.9 points per game to go along with 6.6 rebounds per contest ... was born in Nebraska, grew up in Alaska and played two seasons at Huntington Prep (W.Va.) before transferring to Norcross for final high school season ... averaged 8.6 points, 6.4 rebounds and 1.7 blocks between the Nike and adidas circuits ... didn't start playing basketball until the seventh grade.

CAREER HIGHS

Points	11 vs. Gonzaga (11/27/20)
Rebounds	4 vs. South Alabama (12/4/20)
Field Goals	3 vs. South Alabama (12/4/20)
Field Goals Att.	6 (3x) last vs. South Alabama (12/4/20)
3-Pt. Field Goals	2 vs. South Alabama (12/4/20)
3-Pt. Field Goals Att.	4 (3x) last vs. South Alabama (12/4/20)
Free Throws	7 vs. Gonzaga (11/27/20)
Free Throws Att.	7 vs. Gonzaga (11/27/20)
Assists	4 vs. South Alabama (12/4/20)
Blocks	-
Steals	1 (2x) last vs. South Alabama (12/4/20)
Minutes	27 vs. South Alabama (12/4/20)

2020-21 THOR GAME-BY-GAME

Opp.	Start	Min.	FG-A	3FG-A	FT-A	O-D-T	PF	A	TO	BLK	STL	PTS
Saint Joe's	*	16	2-6	1-4	2-4	1-0-1	5	0	3	0	0	7
Gonzaga	*	16	2-4	0-2	7-7	1-2-3	3	2	3	0	1	11
UCF	*	17	1-6	0-4	1-2	1-0-1	3	1	4	0	0	3
S. Alabama	*	27	3-6	2-4	2-2	1-3-4	1	4	1	0	1	10
Memphis												
Texas So.												
Troy												
App. State												
Arkansas												
Texas A&M												
Ole Miss												
Alabama												
Georgia												
Kentucky												
Arkansas												
S. Carolina												
Missouri												
Baylor												
Georgia												
Ole Miss												
Vanderbilt												
Kentucky												
Miss. State												
LSU												
Florida												
Tennessee												
Alabama												

THOR'S MISCELLANEOUS STATS

	2020-21	Career
Games with 10+ Pts	2	2
Games with 20+ Pts	0	0
Games 5+ 3s	0	0
Games with 5+ Reb	0	0
Games with 10+ Reb	0	0
Games with 5+ Ast	0	0
Games with 10+ Ast	0	0
Games with 5+ Blk	0	0
Games with 5+ Stl	0	0
Double-Doubles	0	0

THOR'S CAREER STATISTICS

Year	GP-GS	Min-Avg	FG-FGA	Pct	3FG-A	Pct	FT-FTA	Pct	Off-Def-Tot--Avg	PF-FO	Ast	TO	Blk	Stl	Pts	Avg
2020-21	4-4	75-18.8	8-22	.364	3-14	.214	12-15	.800	4-5-9--2.3	12-1	7	11	0	2	31	7.8
TOTAL	4-4	75-18.8	8-22	.364	3-14	.214	12-15	.800	4-5-9--2.3	12-1	7	11	0	2	31	7.8

13



BABATUNDE AKINGBOLA

6-10 • 245
So. • C
Ogun, Nigeria
(McEachern HS)

CAREER HIGHS

Points	7 vs. Saint Joseph's (11/26/20)
Rebounds	8 vs. Saint Joseph's (11/26/20)
Field Goals	2 (2x) last vs. Saint Joseph's (11/26/20)
Field Goals Att.	4 at UCF (11/30/20)
3-Pt. Field Goals	1 vs. Saint Joseph's (11/26/20)
3-Pt. Field Goals Att.	1 (2x) last vs. Gonzaga (11/27/20)
Free Throws	2 (2x) last at UCF (11/30/20)
Free Throws Att.	5 vs. Saint Joseph's (11/26/20)
Assists	1 vs. Saint Joseph's (11/26/20)
Blocks	3 vs. Saint Joseph's (11/26/20)
Steals	2 vs. Saint Joseph's (11/26/20)
Minutes	26 vs. Saint Joseph's (11/26/20)

2020-21 AKINGBOLA GAME-BY-GAME

Opp.	Start	Min.	FG-A	3FG-A	FT-A	O-D-T	PF	A	TO	BLK	STL	PTS
Saint Joe's		26	2-3	1-1	2-5	5-3-8	4	1	1	3	2	7
Gonzaga		19	2-3	0-1	0-1	2-2-4	2	0	2	1	0	4
UCF		21	1-4	0-0	2-3	4-1-5	2	0	2	1	0	4
S. Alabama		12	1-1	0-0	0-0	0-0-0	1	0	0	1	0	2
Memphis												
Texas So.												
Troy												
App. State												
Arkansas												
Texas A&M												
Ole Miss												
Alabama												
Georgia												
Kentucky												
Arkansas												
S. Carolina												
Missouri												
Baylor												
Georgia												
Ole Miss												
Vanderbilt												
Kentucky												
Miss. State												
LSU												
Florida												
Tennessee												
Alabama												

AKINGBOLA'S MISCELLANEOUS STATS

	2019-20	2020-21	Career
Games with 10+ Pts	0	0	0
Games with 20+ Pts	0	0	0
Games 5+ 3s	0	0	0
Games with 5+ Reb	0	1	1
Games with 10+ Reb	0	0	0
Games with 5+ Ast	0	0	0
Games with 10+ Ast	0	0	0
Games with 5+ Blk	0	0	0
Games with 5+ Stl	0	0	0
Double-Doubles	0	0	0

AKINGBOLA'S CAREER STATISTICS

Year	GP-GS	Min-Avg	FG-FGA	Pct	3FG-A	Pct	FT-FTA	Pct	Off-Def-Tot--Avg	PF-FO	Ast	TO	Blk	Stl	Pts	Avg
2019-20	13-0	30-2.3	1-4	.250	0-1	.000	0-0	.000	1-3-4--0.3	7-0	2	3	5	0	2	0.2
2020-21	4-0	76-19.0	6-11	.545	1-2	.500	4-9	.444	11-6-17--4.3	8-0	2	3	6	2	17	4.3
TOTAL	17-0	106-6.2	7-15	.467	1-3	.333	4-9	.444	12-9-21--1.2	15-0	4	6	11	2	19	1.1

22



ALLEN FLANIGAN

6-6 • 215

So. • G

Little Rock, Ark.
(Parkview Magnet HS)

2019-20 (Freshman): Averaged 3.2 points, 2.7 rebounds, 0.4 assists and 0.3 steals in 13.7 minutes per game ... appeared in all 31 games ... earned first career start at Missouri (Feb. 15) ... third-best rebounding guard on the team at 2.7 boards per contest ... pulled down at least four rebounds 10 times, including seven times in SEC play ... was a perfect 4-for-4 and scored eight points in 12 minutes vs. Furman (Dec. 5) ... recorded career-highs in points (12) and rebounds (6) against Georgia (Jan. 11) ... matched career high with six boards in home win vs. Alabama (Feb. 12) ... followed up with six rebounds and hit season-best five free throws at Missouri (Feb. 15) ... posted nine points and five rebounds in 22 minutes at Tennessee (March 7).

HIGH SCHOOL AND PERSONAL DATA: Labeled as a four-star by ESPN and a three-star by Rivals and 247Sports ... selected as the No. 1 player in Arkansas by ESPN and No. 3 by 247Sports ... attended Parkview Magnet High School where he played for his grandfather and local legend Alfred Flanigan ... won two state championships ... named the 5A Gatorade Arkansas Player of the Year ... also chosen as the district's top athlete ... played for the Joe Johnson Hawks in the adidas Gauntlet circuit, averaging 8.4 points, 3.6 rebounds and 1.2 assists per game ... led Hawks to 21-5 record and age division title in the Real Deal in the Rock ... son of Wes and Katrina Flanigan ... has two siblings: Collin and Mike ... father, Wes, was a four-year starter at point guard at Auburn from 1993-97 and is in the top 25 in program history with 1,228 career points ... father, Wes, was also an All-SEC selection in 1996 and is currently an assistant coach at Auburn ... enrolled in the College of Education.

CAREER HIGHS

Points	20 vs. Gonzaga (11/27/20)
Rebounds	7 at UCF (11/30/20)
Field Goals	7 vs. Gonzaga (11/27/20)
Field Goals Att.	11 vs. Gonzaga (11/27/20)
3-Pt. Field Goals	4 (2x) last vs. South Alabama (12/4/20)
3-Pt. Field Goals Att.	7 vs. Gonzaga (11/27/20)
Free Throws	6 vs. Saint Joseph's (11/26/20)
Free Throws Att.	7 vs. Saint Joseph's (11/26/20)
Assists	3 at UCF (11/30/20)
Blocks	1 (4x) last vs. Texas A&M (3/4/20)
Steals	2 (2x) last vs. South Alabama (12/4/20)
Minutes	35 vs. Saint Joseph's (11/26/20)

2020-21 FLANIGAN GAME-BY-GAME

Opp.	Start	Min.	FG-A	3FG-A	FT-A	O-D-T	PF	A	TO	BLK	STL	PTS
Saint Joe's	*	35	3-8	0-2	6-7	3-2-5	4	2	1	0	0	12
Gonzaga	*	30	7-11	4-7	2-3	1-4-5	0	1	1	0	1	20
UCF	*	31	1-6	1-5	0-1	1-6-7	2	3	3	0	1	3
S. Alabama	*	23	5-8	4-6	0-0	1-1-2	1	2	2	0	2	14
Memphis												
Texas So.												
Troy												
App. State												
Arkansas												
Texas A&M												
Ole Miss												
Alabama												
Georgia												
Kentucky												
Arkansas												
S. Carolina												
Missouri												
Baylor												
Georgia												
Ole Miss												
Vanderbilt												
Kentucky												
Miss. State												
LSU												
Florida												
Tennessee												
Alabama												

FLANIGAN'S MISCELLANEOUS STATS

	2019-20	2020-21	Career
Games with 10+ Pts	1	2	3
Games with 20+ Pts	0	1	1
Games 5+ 3s	0	0	0
Games with 5+ Reb	6	3	9
Games with 10+ Reb	0	0	0
Games with 5+ Ast	0	0	0
Games with 10+ Ast	0	0	0
Games with 5+ Blk	0	0	0
Games with 5+ Stl	0	0	0
Double-Doubles	0	0	0

FLANIGAN'S CAREER STATISTICS

Year	GP-GS	Min-Avg	FG-FGA	Pct	3FG-A	Pct	FT-FTA	Pct	Off-Def-Tot--Avg	PF-FO	Ast	TO	Blk	Stl	Pts	Avg
2019-20	31-3	429-13.8	39-99	.394	5-35	.143	17-37	.459	24-59-83--2.7	52-0	11	25	4	8	100	3.2
2020-21	4-4	117-29.3	16-33	.485	9-20	.450	8-11	.727	6-13-19--4.8	10-0	9	8	1	2	49	12.3
TOTAL	35-7	546-15.6	55-132	.417	14-55	.255	25-48	.521	30-72-102--2.9	6-0	20	33	5	10	149	4.3

23

JAYLIN WILLIAMS

6-8 • 230

So. • F

Nahunta, Ga.

(Brantley County HS)



2019-20 (Freshman): Averaged 2.4 points, 1.8 rebounds, 0.4 assists, 0.4 blocks and 0.4 assists in 7.1 minutes per game ... appeared in 14 games off the bench, including eight in SEC play ... was top contributor off the bench in the final five games of the season, averaging 4.2 points and three rebounds per game while shooting at 53 percent clip in 13 minutes per contest ... recorded first career block in first career game vs. Colgate (Nov. 18) ... made career-long outing with 16 minutes and pulled down six rebounds to go along with two steals and an assist at Georgia (Feb. 19) ... scored career-high eight points and added three steals vs. Tennessee (Feb. 22) ... knocked down first career 3-pointer at Kentucky (Feb. 29).

HIGH SCHOOL AND PERSONAL DATA: Labeled as a four-star by both Rivals and 247Sports ... tabbed as the No. 109 prospect nationally by Rivals and No. 120 by 247Sports ... selected as the No. 4 player in the state of Georgia by 247Sports ... played for Brantley County High School where he was a First Team All-State selection as a junior and a senior ... averaged 25 points and 14 rebounds per game ... also played football as a wide receiver ... played for Game Elite on the adidas circuit, averaging 11.9 points, 4.9 rebounds and 1.9 assists while shooting 63 percent from the floor ... produced stat lines of 31 points, 14 assists and 11 rebounds, as well as 27 points, 13 rebounds and four blocks for Game Elite ... son of Shantel Williams ... is an only child ... enrolled in the College of Education.

CAREER HIGHS

Points	18 vs. Saint Joseph's (11/26/20)
Rebounds	11 vs. Saint Joseph's (11/26/20)
Field Goals	8 vs. Saint Joseph's (11/26/20)
Field Goals Att.	13 vs. Saint Joseph's (11/26/20)
3-Pt. Field Goals	2 vs. South Alabama (12/4/20)
3-Pt. Field Goals Att.	3 (3x) last vs. South Alabama (12/4/20)
Free Throws	3 vs. Colgate (11/18/19)
Free Throws Att.	4 vs. South Alabama (12/4/20)
Assists	4 vs. South Alabama (12/4/20)
Blocks	2 (3x) last at UCF (11/30/20)
Steals	3 vs. Tennessee (2/22/20)
Minutes	37 vs. Saint Joseph's (11/26/20)

2020-21 WILLIAMS GAME-BY-GAME

Opp.	Start	Min.	FG-A	3FG-A	FT-A	O-D-T	PF	A	TO	BLK	STL	PTS
Saint Joe's	*	37	8-13	1-3	1-3	3-8-11	1	3	5	1	2	18
Gonzaga	*	21	0-3	0-1	0-0	1-1-2	4	0	1	2	1	0
UCF	*	24	3-5	0-1	2-4	2-6-8	2	2	1	2	1	8
S. Alabama	*	31	5-8	2-3	1-4	0-4-4	4	4	2	1	1	13
Memphis												
Texas So.												
Troy												
App. State												
Arkansas												
Texas A&M												
Ole Miss												
Alabama												
Georgia												
Kentucky												
Arkansas												
S. Carolina												
Missouri												
Baylor												
Georgia												
Ole Miss												
Vanderbilt												
Kentucky												
Miss. State												
LSU												
Florida												
Tennessee												
Alabama												

WILLIAMS' MISCELLANEOUS STATS

	2019-20	2020-21	Career
Games with 10+ Pts	0	2	2
Games with 20+ Pts	0	0	0
Games 5+ 3s	0	0	0
Games with 5+ Reb	2	2	4
Games with 10+ Reb	0	1	1
Games with 5+ Ast	0	0	0
Games with 10+ Ast	0	0	0
Games with 5+ Blk	0	0	0
Games with 5+ Stl	0	0	0
Double-Doubles	0	1	1

WILLIAMS' CAREER STATISTICS

Year	GP-GS	Min-Avg	FG-FGA	Pct	3FG-A	Pct	FT-FTA	Pct	Off-Def-Tot--Avg	PF-FO	Ast	TO	Blk	Stl	Pts	Avg
2019-20	14-0	100-7.1	15-28	.536	1-9	.111	3-3	1.000	8-17-25--1.8	12-0	6	6	5	6	34	2.4
2020-21	4-4	111-27.8	16-29	.552	3-8	.375	4-11	.364	6-19-25--6.3	11-0	9	9	6	5	39	9.8
TOTAL	18-4	211-11.7	31-57	.544	4-17	.235	7-14	.500	14-36-50--2.8	23-0	15	15	11	11	73	4.1

24

JUSTIN POWELL

6-6 • 205

Fr. • G

Prospect, Ky.

(North Oldham HS)



HIGH SCHOOL AND PERSONAL: Labeled as a four-star prospect by ESPN and a three-star prospect by 247Sports and Rivals ... tabbed as the No. 76 player in the country by ESPN and No. 151 by 247Sports ... selected as the top player from the state of Kentucky by ESPN and the second ranked by 247Sports ... tabbed all-state and all-league as a senior after averaging 24.7 points and 8.7 rebounds per game ... also shot 59 percent from the floor ... was named MVP of King of Bluegrass Holiday Classic ... played two years at Trinity High School in Louisville before transferring to Montverde Academy in Florida ... played with Indy Heat in the Nike EYBL circuit ... averaged 13.2 points and shot 50 percent from the floor including 55 percent from 3 ... also averaged 2.8 rebounds and 2.6 assists.

CAREER HIGHS

Points	26 vs. South Alabama (12/4/20)
Rebounds	7 (2x) last at UCF (11/30/20)
Field Goals	7 vs. South Alabama (12/4/20)
Field Goals Att.	11 at UCF (11/30/20)
3-Pt. Field Goals	7 vs. South Alabama (12/4/20)
3-Pt. Field Goals Att.	9 vs. South Alabama (12/4/20)
Free Throws	6 vs. Saint Joseph's (11/26/20)
Free Throws Att.	6 (2x) last vs. South Alabama (12/4/20)
Assists	9 vs. South Alabama (12/4/20)
Blocks	-
Steals	2 at UCF (11/30/20)
Minutes	31 vs. South Alabama (12/4/20)

2020-21 POWELL GAME-BY-GAME

Opp.	Start	Min.	FG-A	3FG-A	FT-A	O-D-T	PF	A	TO	BLK	STL	PTS
Saint Joe's		28	4-10	3-5	6-6	1-6-7	1	0	0	0	0	17
Gonzaga		22	3-8	1-3	0-0	1-5-6	0	3	2	0	1	7
UCF		24	3-11	1-7	1-4	0-7-7	4	3	3	0	2	8
S. Alabama *		31	7-9	7-9	5-6	0-4-4	2	9	1	0	0	26
Memphis												
Texas So.												
Troy												
App. State												
Arkansas												
Texas A&M												
Ole Miss												
Alabama												
Georgia												
Kentucky												
Arkansas												
S. Carolina												
Missouri												
Baylor												
Georgia												
Ole Miss												
Vanderbilt												
Kentucky												
Miss. State												
LSU												
Florida												
Tennessee												
Alabama												

POWELL'S MISCELLANEOUS STATS

	2020-21	Career
Games with 10+ Pts	2	2
Games with 20+ Pts	1	1
Games 5+ 3s	1	1
Games with 5+ Reb	3	3
Games with 10+ Reb	0	0
Games with 5+ Ast	1	1
Games with 10+ Ast	0	0
Games with 5+ Blk	0	0
Games with 5+ Stl	0	0
Double-Doubles	0	0

POWELL'S CAREER STATISTICS

Year	GP-GS	Min-Avg	FG-FGA	Pct	3FG-A	Pct	FT-FTA	Pct	Off-Def-Tot--Avg	PF-FO	Ast	TO	Blk	Stl	Pts	Avg
2020-21	4-1	103-25.8	17-38	.447	12-24	.500	12-16	.750	2-22-24--6.0	7-0	15	6	0	3	58	14.5
TOTAL	4-1	103-25.8	17-38	.447	12-24	.500	12-16	.750	2-22-24--6.0	7-0	15	6	0	3	58	14.5

35

DEVAN CAMBRIDGE

6-6 • 215
So. • G
Nashville, Tenn.
(Hillcrest Prep)



2019-20 (Freshman): Averaged 4.2 points, 2.3 rebounds, 0.4 blocks and 0.4 steals in 13.2 minutes per game ... played in all 31 games off the bench ... led team in blocks and steals three times and scoring once ... played 10-plus minutes 17 times ... was team's second-best three-point shooter at 37 percent (27-of-73) ... scored career-high 26 points on 10-of-14 shooting vs. South Carolina (Jan. 22) ... 26 points were the most points scored by an Auburn freshman since Danjel Purifoy scored 27 points in back-to-back games in 2016 ... knocked down career-high seven 3-pointers en route to 21 points against LSU (Feb. 8) ... scored four or more points in 12 games and had at least eight points in four of his last eight games ... pulled down four or more rebounds in seven games with five heading into SEC play ... racked up a block or a steal 15 times ... named to AD Honor Roll after maintaining a 3.5 or higher combined GPA for the previous spring and fall semesters.

HIGH SCHOOL AND PERSONAL DATA: Labeled as a three-star by both Rivals and 247Sports ... tabbed as the No. 8 player in the state of Arizona by 247Sports ... averaged 13 points, 6.5 rebounds, 2.3 blocks and 1.7 steals in 22 games during senior season for Hillcrest Prep in Phoenix, Ariz ... Shot 49 percent from the field, including 38 percent from three ... played on the Nike EYBL circuit with Athletes of Tomorrow, averaging 15.1 points, 5.1 rebounds, 1.3 assists and 1.3 blocks per game in 13 games ... son of Desmond Cambridge and Teon Cotton ... has six siblings: Desmond Jr., Jalon, Jaloni, Jasiah, Jordyn and Kennedy ... father, Desmond Sr., was an all-conference player at Alabama A&M where he set the NCAA record for steals in a season with 160 - a record that still stands after the 2018-19 season - while also averaging 20.7 points per game ... brother, Desmond Jr., is a junior on the basketball team at Nevada ... enrolled in the College of Education.

CAREER HIGHS

Points	26 vs. South Carolina (1/22/20)
Rebounds	10 vs. Saint Joseph's (11/26/20)
Field Goals	10 vs. South Carolina (1/22/20)
Field Goals Att.	14 vs. South Carolina (1/22/20)
3-Pt. Field Goals	7 vs. LSU (2/8/20)
3-Pt. Field Goals Att.	11 vs. South Alabama (12/4/20)
Free Throws	4 vs. Saint Joseph's (11/26/20)
Free Throws Att.	8 vs. Saint Joseph's (11/26/20)
Assists	2 (2x) last vs. South Alabama (12/4/20)
Blocks	2 vs. Alabama (2/12/20)
Steals	3 vs. Gonzaga (11/27/20)
Minutes	30 (2x) last vs. Saint Joseph's (11/26/20)

2020-21 CAMBRIDGE GAME-BY-GAME

Opp.	Start	Min.	FG-A	3FG-A	FT-A	O-D-T	PF	A	TO	BLK	STL	PTS
Saint Joe's	*	30	4-12	1-9	4-8	2-8-10	2	2	2	0	0	13
Gonzaga	*	21	2-8	2-5	0-0	0-1-1	1	1	3	0	3	6
UCF	*	18	2-9	0-3	0-2	2-2-4	0	1	2	0	0	4
S. Alabama	*	23	4-11	4-11	0-2	1-1-2	1	2	2	0	2	12
Memphis												
Texas So.												
Troy												
App. State												
Arkansas												
Texas A&M												
Ole Miss												
Alabama												
Georgia												
Kentucky												
Arkansas												
S. Carolina												
Missouri												
Baylor												
Georgia												
Ole Miss												
Vanderbilt												
Kentucky												
Miss. State												
LSU												
Florida												
Tennessee												
Alabama												

CAMBRIDGE'S MISCELLANEOUS STATS

	2019-20	2020-21	Career
Games with 10+ Pts	4	2	6
Games with 20+ Pts	2	0	2
Games 5+ 3s	2	0	2
Games with 5+ Reb	3	1	4
Games with 10+ Reb	0	1	1
Games with 5+ Ast	0	0	0
Games with 10+ Ast	0	0	0
Games with 5+ Blk	0	0	0
Games with 5+ Stl	0	0	0
Double-Doubles	0	1	1

CAMBRIDGE'S CAREER STATISTICS

Year	GP-GS	Min-Avg	FG-FGA	Pct	3FG-A	Pct	FT-FTA	Pct	Off-Def-Tot--Avg	PF-FO	Ast	TO	Blk	Stl	Pts	Avg
2019-20	31-0	408-13.2	49-115	.426	27-79	.342	5-18	.278	20-51-71--2.3	34-0	4	22	11	12	130	4.2
2020-21	4-4	90-22.5	12-40	.300	7-28	.250	4-12	.333	5-12-17--4.3	4-0	6	9	0	5	35	8.8
TOTAL	35-4	498-14.2	61-155	.394	34-107	.318	9-30	.300	25-63-88--2.5	38-0	10	31	11	17	165	4.7

44

DYLAN CARDWELL

6-11 • 250

Fr. • C

Augusta, Ga.
(McEachern HS)



HIGH SCHOOL AND PERSONAL: Tabbed as a 4-star prospect by Rivals and a 3-star prospect by 247Sports and ESPN ... ranked 125th overall in the 2020 class by Rivals and 151st by 247Sports ... chosen as a top-15 player in the state of Georgia by 247Sports (13) and ESPN (14) ... listed as the No. 15 center by Rivals and the No. 25 center by 247Sports ... tabbed as the 56th-best player in his region by ESPN ... played two seasons at Oak Hill Academy (Va.) before transferring back to McEachern High School (Ga.) for senior season ... averaged 3.8 points and 3.8 rebounds, while shooting 68 percent from the floor as a junior ... on the AAU circuit, played for Athletes of Tomorrow ... averaged 6.7 points, 8.7 rebounds and 2.2 blocks per game on the Nike EYBL circuit ... at the 2019 Peach Jam, averaged 5.2 points, seven rebounds and 2.5 blocks per contest ... is the nephew of Auburn football's associate head coach and defensive line coach Rodney Garner.

CAREER HIGHS

Points	6 at UCF (11/30/20)
Rebounds	6 vs. South Alabama (12/4/20)
Field Goals	3 at UCF (11/30/20)
Field Goals Att.	4 at UCF (11/30/20)
3-Pt. Field Goals	-
3-Pt. Field Goals Att.	-
Free Throws	-
Free Throws Att.	-
Assists	3 vs. Saint Joseph's (11/26/20)
Blocks	2 (2x) last at UCF (11/30/20)
Steals	1 vs. Gonzaga (11/27/20)
Minutes	15 at UCF (11/30/20)

2020-21 CARDWELL GAME-BY-GAME

Opp.	Start	Min.	FG-A	3FG-A	FT-A	O-D-T	PF	A	TO	BLK	STL	PTS
Saint Joe's		11	0-0	0-0	0-0	3-1-4	3	3	3	1	0	0
Gonzaga		14	0-0	0-0	0-0	1-3-4	2	1	1	2	1	0
UCF		15	3-4	0-0	0-0	1-0-1	3	0	4	2	0	6
S. Alabama		11	0-0	0-0	0-0	1-5-6	0	1	2	0	0	0
Memphis												
Texas So.												
Troy												
App. State												
Arkansas												
Texas A&M												
Ole Miss												
Alabama												
Georgia												
Kentucky												
Arkansas												
S. Carolina												
Missouri												
Baylor												
Georgia												
Ole Miss												
Vanderbilt												
Kentucky												
Miss. State												
LSU												
Florida												
Tennessee												
Alabama												

CARDWELL'S MISCELLANEOUS STATS

	2020-21	Career
Games with 10+ Pts	0	0
Games with 20+ Pts	0	0
Games 5+ 3s	0	0
Games with 5+ Reb	1	1
Games with 10+ Reb	0	0
Games with 5+ Ast	0	0
Games with 10+ Ast	0	0
Games with 5+ Blk	0	0
Games with 5+ Stl	0	0
Double-Doubles	0	0

CARDWELL'S CAREER STATISTICS

Year	GP-GS	Min-Avg	FG-FGA	Pct	3FG-A	Pct	FT-FTA	Pct	Off-Def-Tot--Avg	PF-FO	Ast	TO	Blk	Stl	Pts	Avg
2020-21	4-0	50-12.5	3-4	.750	0-0	.000	0-0	.000	6-9-15--3.8	8-0	5	10	5	1	6	1.5
TOTAL	4-0	50-12.5	3-4	.750	0-0	.000	0-0	.000	6-9-15--3.8	8-0	5	10	5	1	6	1.5

SEASON STATS



2020-21 Auburn Men's Basketball Combined Team Statistics All games

Page 1/1
as of Dec 06, 2020

Game Records

Record	Overall	Home	Away	Neutral
ALL GAMES	2-2	1-0	0-1	1-1
CONFERENCE	0-0	0-0	0-0	0-0
NON-CONFERENCE	2-2	1-0	0-1	1-1

Score by Periods

Team	1st	2nd	OT	TOT
Auburn	147	149	12	308
Opponents	147	171	7	325

Team Box Score

No.	Player				Total		3-Point		F-Throw		Rebounds								PTS	AVG		
		GP-GS	MIN	AVG	FG-FGA	FG%	3FG-FGA	3FG%	FT-FTA	FT%	OFF	DEF	TOT	AVG	PF	DQ	A	TO			BLK	STL
24	POWELL, Justin	4-1	103:19	25.8	17-38	.447	12-24	.500	12-16	.750	2	22	24	6.0	7	0	15	6	0	3	58	14.5
22	FLANIGAN, Allen	4-4	117:08	29.3	16-33	.485	9-20	.450	8-11	.727	6	13	19	4.8	10	0	9	8	1	2	49	12.3
1	JOHNSON, Jamal	4-0	86:05	21.5	14-38	.368	10-32	.313	3-5	.600	4	7	11	2.8	8	0	4	2	0	1	41	10.3
23	WILLIAMS, Jaylin	4-4	111:09	27.8	16-29	.552	3-8	.375	4-11	.364	6	19	25	6.3	11	0	9	9	6	5	39	9.8
35	CAMBRIDGE, Devan	4-4	90:39	22.7	12-40	.300	7-28	.250	4-12	.333	5	12	17	4.3	4	0	6	9	0	5	35	8.8
10	THOR, JT	4-4	74:37	18.7	8-22	.364	3-14	.214	12-15	.800	4	5	9	2.3	12	1	7	11	0	2	31	7.8
13	AKINGBOLA, Babatunde	4-0	75:26	18.9	6-11	.545	1-2	.500	4-9	.444	11	6	17	4.3	8	0	2	3	6	2	17	4.3
0	JONES, Tyrell	4-3	61:41	15.4	4-18	.222	3-11	.273	6-10	.600	0	6	6	1.5	5	0	5	8	1	4	17	4.3
5	MOORE, Chris	4-0	42:11	10.5	4-9	.444	1-3	.333	4-5	.800	6	5	11	2.8	4	0	2	6	1	2	13	3.3
44	CARDWELL, Dylan	4-0	49:32	12.4	3-4	.750	0-0	.000	0-0	.000	6	9	15	3.8	8	0	5	10	5	1	6	1.5
4	FRANKLIN, Javon	2-0	13:14	6.6	1-1	1.000	0-0	.000	0-0	.000	0	2	2	1.0	0	0	0	1	1	1	2	1.0
Team											8	6	14				2					
Total		4	825		101-243	.416	49-142	.345	57-94	.606	58	112	170	42.5	77	1	64	75	21	28	308	77.0
Opponents		4	825		119-257	.463	32-108	.296	55-77	.714	40	106	146	36.5	87	5	59	57	9	34	325	81.3

Team Statistics

	AUB	OPP
Scoring	308	325
Points per game	77.0	81.3
Scoring margin	-4.3	-
Field goals-att	101-243	119-257
Field goal pct	.416	.463
3 point fg-att	49-142	32-108
3-point FG pct	.345	.296
3-pt FG made per game	12.3	8.0
Free throws-att	57-94	55-77
Free throw pct	.606	.714
F-Throws made per game	14.3	13.8
Rebounds	170	146
Rebounds per game	42.5	36.5
Rebounding margin	+6.0	-
Assists	64	59
Assists per game	16.0	14.8
Turnovers	75	57
Turnovers per game	18.8	14.3
Turnover margin	-4.5	-
Assist/turnover ratio	0.9	1.0
Steals	28	34
Steals per game	7.0	8.5
Blocks	21	9
Blocks per game	5.3	2.3
Winning streak	1	-
Home win streak	1	-
Attendance	1824	1944
Home games-Avg/Game	1-1824	1-1944
Neutral site-Avg/Game	-	2-243

Team Results

Date	Opponent		Score	Att.
11/26/2020	vs Saint Joseph's	Wot	96-91	198
11/27/2020	vs Gonzaga	L	67-90	288
11/30/2020	at UCF	L	55-63	1944
12/04/2020	South Alabama	W	90-81	1824