



# 2023-24 AUBURN MEN'S BASKETBALL

12 NCAA TOURNAMENT APPEARANCES || 2019 FINAL FOUR || 6-TIME SEC CHAMPIONS || AUBURNTIGERS.COM || @AUBURNMBB

## 2023-24 SCHEDULE

OVERALL: 4-1 || SEC: 0-0  
HOME: 2-0 || AWAY: 0-0 || NEUTRAL: 2-1

DATE	OPPONENT (TV)	TIME (CT)
Nov. 7	vs. #20/17 Baylor+ (ESPN)	L, 82-88
Nov. 10	SOUTHEASTERN LOUISIANA (SECN+) W, 86-71	
Nov. 16	vs. Notre Dame* (ESPN2)	W, 83-59
Nov. 17	vs. St. Bonaventure* (ESPN2)	W, 77-60
Nov. 21	ALABAMA A&M (SECN+)	W, 84-54
Nov. 29	VIRGINIA TECH% (ESPN2)	8:15 p.m.
Dec. 3	at Appalachian State (ESPN2)	Noon
Dec. 9	vs Indiana! (ESPN2)	1 p.m.
Dec. 13	vs. UNC Asheville \$	7 p.m.
Dec. 17	USC (ESPN)	Noon
Dec. 22	ALABAMA STATE (SECN+)	7 p.m.
Dec. 30	CHATTANOOGA (SECN)	4 p.m.
Jan. 2	PENN (SECN)	8 p.m.
Jan. 6	at Arkansas* (ESPN2)	TBA
Jan. 9	TEXAS A&M* (ESPN/ESPN2)	8 p.m.
Jan. 13	LSU* (SECN)	5 p.m.
Jan. 17	at Vanderbilt* (SECN)	8 p.m.
Jan. 20	OLE MISS* (SECN)	7:30 p.m.
Jan. 24	at Alabama* (ESPN)	6:30 p.m.
Jan. 27	at Mississippi State* (SECN)	2:30 p.m.
Jan. 31	VANDERBILT* (ESPN2)	8 p.m.
Feb. 3	at Ole Miss* (SECN)	5 p.m.
Feb. 7	ALABAMA* (ESPN2)	6 p.m.
Feb. 10	at Florida* (SECN)	2:30 p.m.
Feb. 14	SOUTH CAROLINA* (SECN)	7:30 p.m.
Feb. 17	KENTUCKY* (ESPN)	5 p.m.
Feb. 24	at Georgia* (SECN)	5 p.m.
Feb. 28	at Tennessee* (ESPN2)	6 p.m.
Mar. 2	MISSISSIPPI STATE* (ESPN2/ESPNU)	3 p.m.
Mar. 5	at Missouri* (SECN)	8 p.m.
Mar. 9	GEORGIA* (SECN)	5:30 p.m.
Mar. 13-17	at SEC Championship (Nashville, Tenn.)	

All Times Listed Central Time Zone

\* Southeastern Conference game

+ Sanford Pentagon (Sioux Falls, S.D.)

^ Legends Classic (Brooklyn, N.Y.)

% ACC/SEC Challenge

! Holiday Hoopsgiving (Atlanta, Ga.)

\$ Rocket City Classic (Huntsville, Ala.)

## MEDIA INFORMATION

TV \_\_\_\_\_ ESPN2  
 Play-By-Play \_\_\_\_\_ John Schriffen  
 Color Analyst \_\_\_\_\_ Daymeon Fishback  
 Producer \_\_\_\_\_ Parker Leppien

Radio \_\_\_\_\_ Auburn Sports Network  
 Play-By-Play \_\_\_\_\_ Andy Burcham  
 Color Analyst \_\_\_\_\_ Sonny Smith  
 Local \_\_\_\_\_ WGZZ 94.3 FM  
 Satellite \_\_\_\_\_ SiriusXM 209 or 192  
 Online \_\_\_\_\_ AuburnTigers.com || TuneIn App

Auburn SID Primary Contact \_\_\_\_\_ Marlene Navor  
 Cell Phone \_\_\_\_\_ 334-750-2381  
 E-Mail \_\_\_\_\_ mnavor@auburn.edu

## GAME

# 6

### AUBURN (4-1, 0-0 SEC) VS. VIRGINIA TECH (5-2, 0-0 ACC)

Wednesday, November 29, 2023 || 8:15 p.m. CT  
 Neville Arena (9,121) || Auburn, Ala.  
 TV: ESPN2 || Radio: Auburn Sports Network



AUBURN

AP Poll/Coaches Poll \_\_\_\_\_ RV/RV  
 2022-23 Record \_\_\_\_\_ 21-13, 10-8 SEC  
 Head Coach \_\_\_\_\_ Bruce Pearl  
 Career Record (Year) \_\_\_\_\_ 639-257 (29th)  
 Record at Auburn (Year) \_\_\_\_\_ 177-112 (10th)  
 Career Record vs. Virginia Tech \_\_\_\_\_ 1-0

VIRGINIA TECH

AP Poll/Coaches Poll \_\_\_\_\_ None  
 2022-23 Record \_\_\_\_\_ 19-15, 8-12 ACC  
 Head Coach \_\_\_\_\_ Mike Young  
 Career Record (Year) \_\_\_\_\_ 377-297 (22nd)  
 Record at Virginia Tech (Year) \_\_\_\_\_ 78-53 (5th)  
 Career Record vs. Auburn \_\_\_\_\_ 1-2

## Series History || Auburn Leads 6-2 || Last Meeting: W, 73-63, on Dec. 21, 1999, in San Juan, PR

» The inaugural ACC/SEC Challenge kicks off this week as two of the top basketball conferences in the country go head-to-head. Auburn (4-1) hosts Virginia Tech (5-2) on Wednesday night at Neville Arena.

» This is the first time Auburn has hosted an ACC opponent since beating NC State, 79-73, on Dec. 19, 2019, at Neville Arena.

» The Auburn defense currently ranks No. 5 in the country allowing opponents to make only 22.4 percent of their shots from behind the 3-point line.

» Aden Holloway is sixth among all freshmen in the country shooting 42.9 percent from 3-point range this season. He has recorded double figures in 4-of-5 contests.

» Junior guard Denver Jones is four points away from 1,000 career points, while K.D. Johnson is 32 points away from the same milestone.


» The AU defense also held Alabama A&M to the third-lowest scoring half by an opponent in Neville Arena history (15 points) on Nov. 21.

» The Tigers have sold out 41 consecutive games (9,121) at Neville Arena.

» This will be Auburn's last game at home until Dec. 17 versus USC. The Tigers embark on a road and neutral-site slate that includes a trip to Appalachian State (2-for-1 series), versus Indiana in Atlanta and versus UNC Asheville in Huntsville, Ala.


» The Tigers have won 47-consecutive non-conference home games at Neville Arena including an 86-71 victory over Southeastern Louisiana in the home opener on Nov. 10.

## PROBABLE AUBURN STARTERS



**1**  
**ADEN HOLLOWAY**  
 G • 6-1 • 178 • Fr.  
 Charlotte, N.C.

PPG 13.2  
 RPG 1.0  
 APG 3.8



**12**  
**DENVER JONES**  
 G • 6-4 • 205 • Jr.  
 New Market, Ala.

PPG 8.6  
 RPG 1.8  
 APG 2.0



**5**  
**CHRIS MOORE**  
 F • 6-6 • 220 • Sr.  
 West Memphis, Ark.

PPG 3.8  
 RPG 3.2  
 BPG 0.8



**2**  
**JAYLIN WILLIAMS**  
 F • 6-8 • 245 • Gr.  
 Nahant, Ga.

PPG 9.0  
 RPG 6.4  
 BPG 1.2



**4**  
**JOHNI BROOME**  
 F/C • 6-10 • 240 • Jr.  
 Plant City, Fla.

PPG 15.4  
 RPG 7.6  
 BPG 0.8

## OFF THE BENCH

No.	Pos.	Name	Ht.	Wt.	Year	PPG	RPG	Hometown
0	G	K.D. Johnson	6-0	190	Sr.	8.4	1.4	Atlanta, Ga.
10	G/F	Chad Baker-Mazara	6-7	180	Jr.	7.2	3.4	Santo Domingo, DR
3	G	Tre Donaldson	6-3	210	So.	5.6	2.0	Tallahassee, Fla.
44	C	Dylan Cardwell	6-11	255	Sr.	5.4	4.4	Augusta, Ga.
31	F	Chaney Johnson	6-7	220	Jr.	5.0	5.4	Alabaster, Ala.
24	G	Lior Berman	6-4	210	Gr.	0.0	1.0	Birmingham, Ala.
23	F	Addarin Scott	6-9	207	Jr.	1.0	1.0	Dallas, Texas

**UNIVERSITY INFORMATION**

Location \_\_\_\_\_ Auburn, Ala.  
 Founded \_\_\_\_\_ 1856  
 Enrollment \_\_\_\_\_ 31,764  
 Nickname \_\_\_\_\_ Tigers  
 Colors \_\_\_\_\_ Burnt Orange and Navy Blue  
 Conference \_\_\_\_\_ Southeastern (SEC)

**ADMINISTRATION**

President \_\_\_\_\_ Dr. Christopher B. Roberts  
 Director of Athletics \_\_\_\_\_ John Cohen  
 Athletics Phone \_\_\_\_\_ 855-282-2010

**COACHING STAFF**

Head Coach \_\_\_\_\_ Bruce Pearl  
 Alma Mater \_\_\_\_\_ Boston College '82  
 Career Record \_\_\_\_\_ 639-257 (.713)  
 Seasons \_\_\_\_\_ 29  
 Record at Auburn \_\_\_\_\_ 177-112 (.612)  
 Seasons \_\_\_\_\_ 10  
 Associate Head Coach \_\_\_\_\_ Steven Pearl  
 Alma Mater \_\_\_\_\_ Tennessee '10  
 Assistant Coach \_\_\_\_\_ Ira Bowman  
 Alma Mater \_\_\_\_\_ Penn '96  
 Assistant Coach \_\_\_\_\_ Corey Williams  
 Alma Mater \_\_\_\_\_ Oklahoma State '02  
 Assistant Coach \_\_\_\_\_ Chad Prewett  
 Alma Mater \_\_\_\_\_ Troy State '94  
 Assistant Coach/Offensive Coordinator \_\_\_\_\_  
 \_\_\_\_\_ Mike Burgomaster  
 Alma Mater \_\_\_\_\_ Miami '16  
 Athletic Trainer \_\_\_\_\_ Clark Pearson  
 Alma Mater \_\_\_\_\_ Kentucky '96  
 Strength & Conditioning Coach \_\_\_\_\_ Damon Davis  
 Alma Mater \_\_\_\_\_ Western Illinois '03  
 Director of Player Development \_\_\_\_\_ Marquis Daniels  
 Alma Mater \_\_\_\_\_ Auburn '03  
 Director of Scouting & Recruiting \_\_\_\_\_ Ian Borders  
 Alma Mater \_\_\_\_\_ Louisville '07  
 Director of Operations \_\_\_\_\_ Maddux Jeffreys  
 Alma Mater \_\_\_\_\_ Auburn '20

**PROGRAM HISTORY**

First Year of Basketball \_\_\_\_\_ 1905-06  
 All-Time Record \_\_\_\_\_ 1446-1246-1 (.537)  
 All-Time SEC Record \_\_\_\_\_ 647-770 (.456)  
 SEC Championships \_\_\_\_\_ 4  
 \_\_\_\_\_ (1960, 1999, 2018, 2022)  
 SEC Tournament Titles \_\_\_\_\_ 2 (1985, 2019)  
 NCAA Tournament Appearances \_\_\_\_\_ 12  
 NCAA Tournament Record \_\_\_\_\_ 19-12  
 All-Americans \_\_\_\_\_ 13  
 All-SEC Selections \_\_\_\_\_ 98

**TEAM INFORMATION**

2022-23 Record \_\_\_\_\_ 21-13  
 SEC Record (Finish) \_\_\_\_\_ 10-8 (7th)  
 Associated Press Final Ranking \_\_\_\_\_ N/A  
 USA TODAY/Coaches Final Ranking \_\_\_\_\_ N/A  
 Letterwinners Returning/Lost \_\_\_\_\_ 11/7  
 Starters Returning/Lost \_\_\_\_\_ 2/3  
 Newcomers \_\_\_\_\_ 5

**ATHLETICS COMMUNICATIONS**

Director (MBB Contact) \_\_\_\_\_ Marlene Navor  
 Alma Mater \_\_\_\_\_ Washington State '00  
 Cell \_\_\_\_\_ 334-750-2381  
 E-Mail \_\_\_\_\_ mnavor@auburn.edu

**A LOOK AT VIRGINIA TECH**

» Mike Young has led Virginia Tech to the NCAA Tournament twice in the last three seasons. He led the Hokies to The Dance in his second season in 2021, becoming the fastest coach to lead Virginia Tech to the tournament.

» Virginia Tech is coming off a runner-up finish in the ESPN Events Invitational in Kissimmee, Fla. The Hokies beat Boise State, 82-75, and Iowa State, 81-72, before falling to No. 19-ranked FAU, 84-50, in the championship game.

» Virginia Tech currently ranks No. 8 nationally in free-throw percentage (81.3%). It has made 15 more free throws than its opponents have attempted this season. The Hokies are 126-of-155, while their opponents are 78-of-111.

» Va. Tech is the second ACC opponent on the Tigers' schedule next to Notre Dame. The Hokies were picked to finish eighth in the preseason ACC Poll.

**SERIES HISTORY**

» This is the ninth all-time meeting between Auburn and Virginia Tech, but the first in 24 years. The Tigers hold a 6-2 advantage versus the Hokies including a 76-74 victory in 1973 in their only previous home game in the series.

» Virginia Tech won both matchups in Blacksburg, Virginia, with a 26-20 victory during the 1919-20 season in the first-ever meeting between the two teams and an 83-82 win on Dec. 14, 1974.

» Five of the previous eight meetings have been decided by six points or less.

**LIGHTING UP THE SCOREBOARD**

» Auburn is averaging 82.4 points per game this season. It is the fifth time under Bruce Pearl that the Tigers have averaged at least 80.0 points per game through the first five games of a season. Nine Tigers have scored in double figures in at least one game this season.

**Most Points Through Five Games Under Bruce Pearl**

Season	Points	PPG
2017-18	467	93.4
2018-19	452	90.4
2015-16	451	90.2
2019-20	436	87.2
2023-24	412	82.4

**SHARING THE ROCK**

» Auburn ranks No. 7 nationally and tied for first in the SEC with Kentucky averaging 20.0 assists per game. The Tigers have recorded at least 18 assists in all five games this season, making them one of five NCAA Division I teams to register at least 18 assists in five games. Aden Holloway is tied for seventh in the SEC with a team-leading 3.8 assists per game, while Tre Donaldson is 13th in the league averaging 3.2 per contest.

» Auburn recorded a season-high 22 assists on 31 field goals versus Notre Dame on Nov. 16.

» In the Bruce Pearl Era, his 2019-20 squad dished out 27 assists versus CSUN on Nov. 15, 2019. The school record for most assists in a single game is 33 against Troy in 1991 and versus LSU in 1994.

**NCAA Division I teams with 18+ assists in five games this season**

Auburn  
 BYU  
 Connecticut  
 Kansas  
 TCU

## FRESHMAN PHENOM

» With his two starts in Brooklyn against Notre Dame and St. Bonaventure, point guard Aden Holloway became the 15th different freshman to start a game for Auburn in Bruce Pearl's 10 seasons as head coach on The Plains. Jabari Smith leads all Auburn freshmen under Pearl with 34 starts in 2021-22. The group has combined to start 259 games.

### Freshman Starters Under Bruce Pearl

Player	Season	Starts
Jabari Smith	2021-22	34
Mustapha Heron	2016-17	32
Jared Harper	2016-17	30
Isaac Okoro	2019-20	28
JT Thor	2020-21	27
Danjel Purifoy	2016-17	25
Austin Wiley	2016-17	22
Horace Spencer	2015-16	18
Sharife Cooper	2020-21	12
Bryce Brown	2015-16	11
Justin Powell	2020-21	7
TJ Lang	2014-15	6
Allen Flanigan	2019-20	3
<b>Aden Holloway</b>	<b>2023-24</b>	<b>3</b>
Anfernee McLemore	2016-17	1

### Freshman Starts By Season Under Pearl

Season	Starts
2014-15	6
2015-16	29
2016-17	110
2017-18	0
2018-19	0
2019-20	31
2020-21	46
2021-22	34
2022-23	0
<b>2023-24</b>	<b>3</b>

### Auburn Top Freshman Debuts

Player	Year	Opponent	Points
Sharife Cooper	2020	Alabama	26
Eddie Johnson	1973	Clemson	26
Jay Heard	1998	SE Louisiana	20

### 2023-24 NCAA Division I Freshmen Collegiate Debuts

Markus Burton, Notre Dame	29 points vs. Niagara
Ja'Kobe Walter, Baylor	28 points vs. Auburn
Tanner Toolson, Utah Valley	25 points vs. Carroll College
Garrett Johnson, George Washington	21 points vs. Stonehill
<b>Aden Holloway, Auburn</b>	<b>19 points vs. #17 Baylor</b>
Elijah Jones, UTEP	19 points vs. McMurry

## TIGERS IN THE RANKINGS

» Entering the 2023-24 season, Auburn has received preseason billing at No. 15 in the Ken Pomeroy Ratings, No. 15 by Evan Miya and No. 24 by The Athletic.

» For the fourth-straight week, the Tigers are receiving votes in both national polls. KenPom also has AU ranked No. 16 overall, while No. 26 in offensive efficiency and No. 20 in defensive efficiency.



### PLAYER TO WATCH: CHANEY JOHNSON

» Junior forward Chaney Johnson led four players in double figures with a season-high 15 points off the bench on 6-of-8 field goals in an 84-54 win over Alabama A&M on Nov. 21. Johnson is the ninth different Tiger who has a double-figure scoring game this season. He added four rebounds, two steals and one block in the Tigers' fourth-straight victory.

» Johnson played AAU Basketball with Virginia Tech senior center Lynn Kidd with Alabama Premier.

## WILLIAMS WINNINGEST PLAYER IN PROGRAM HISTORY

» After graduating with a bachelor's degree in kinesiology in May, Jaylin Williams chose to come back for his fifth and final year on The Plains. Last season, he was the team's third-leading scorer (11.2 ppg) and third-leading rebounder (4.7 rpg) in 2022-23.

» With the Tigers' win over Southeastern Louisiana on Nov. 10 at Neville Arena, Williams became the winningest player in program history with 88 career (and now 91) victories to date. He was previously tied with former Tigers Allen Flanagan (2019-23), Anfernee McLemore (2016-20) and Scott Pohlman (1997-2001).

» Entering the season with 107 career games played, he needs to appear in 20 games this season to crack Auburn's career games played list and is now 26 games behind Frankie Sullivan's record of 134 games played from 2009-13.

### ALL-TIME WINNINGEST AUBURN PLAYERS (minimum 90 career games played)

<b>1. Jaylin Williams (2019-Present)</b>	<b>91</b>
2T. Allen Flanagan (2019-23)	87
2T. Anfernee McLemore (2016-20)	87
2T. Scott Pohlman (1997-01)	87
5T. Doc Robinson (1996-00)	85
5T. Daymeon Fishback (1996-00)	85
5T. Mamadou N'Diaye (1996-00)	85
8. Mack McGadney (1998-02)	83
9. Chuck Person (1982-86)	79
10. Marquis Daniels (1999-03)	76

## DOMINATING NON-CONFERENCE FOES

» Auburn owns an 88-24 (.786) winning record in regular-season games against non-conference opponent under Coach Pearl. The Tigers lead the SEC with a 73-13 record in regular-season non-conference games over the last seven-plus seasons.

Team	2016-17	2017-18	2018-19	2019-20	2020-21	2021-22	2022-23	2023-24	Total
Auburn	6-2	12-1	11-2	13-0	6-3	12-1	10-3	2-1	74-13 (.851)
Arkansas	11-2	11-2	9-4	12-1	12-3	11-2	1-2	4-3	81-19 (.810)
Miss. State	9-3	12-1	12-1	9-4	10-5	9-4	12-1	6-0	79-19 (.806)
Tennessee	8-5	10-2	12-1	8-5	8-2	9-3	11-2	4-2	70-22 (.761)
LSU	8-4	9-3	10-3	9-4	8-4	12-1	11-2	4-2	71-23 (.755)
Kentucky	10-3	11-2	11-2	10-3	1-7	11-2	9-4	5-1	68-24 (.739)
Texas A&M	8-4	11-2	7-5	6-6	6-2	11-2	8-5	6-1	63-27 (.700)
Alabama	7-5	9-4	9-4	8-5	10-5	10-3	10-3	5-1	68-30 (.694)
Georgia	9-4	9-3	9-4	10-3	7-1	5-8	10-3	3-3	62-29 (.681)
Ole Miss	9-4	7-6	10-3	9-4	6-4	9-4	8-5	5-0	63-30 (.677)
Missouri	5-7	10-3	9-3	8-5	8-2	6-7	12-1	5-2	63-30 (.677)
Florida	10-3	9-4	8-5	8-5	6-3	10-3	7-6	4-2	62-31 (.667)
South Carolina	10-3	9-4	5-8	8-5	2-3	9-3	7-6	5-0	55-32 (.632)
Vanderbilt	7-6	6-7	9-4	8-5	6-3	8-4	7-6	3-3	54-38 (.587)

### Year-by-Year Regular Season Record vs. Non-Conference Opponents Under Bruce Pearl

2014-15	8-5
2015-16	6-6
2016-17	6-2
2017-18	12-1
2018-19	11-2
2019-20	13-0
2020-21	6-3
2021-22	12-1
2022-23	10-3
2023-24	4-1
<b>Totals</b>	<b>88-24 (.786)</b>

## CLOSING IN ON 1,000

» Denver Jones (FIU-Auburn combined), K.D. Johnson (Georgia-Auburn combined) and Jaylin Williams are all closing in on 1,000 career points. Johni Broome (1,528) and Chaney Johnson (1,220) have already reached that milestone in their combined Morehead State-Auburn and UAH-Auburn careers respectively.

» Williams would become the 39th player in program history to gain entrance into the 1,000-Career Point Club – the first in five years since Bryce Brown (8th, 1,673) and Jared Harper (13th, 1,227) did so during their senior campaigns that ended in the 2019 national semifinals.

Player	Career Points
Denver Jones	996 (4 points away)
K.D. Johnson	968 (32 points away)
Jaylin Williams	928 (72 points away)

## 2024 SIGNING CLASS

The Tigers signed two top recruits in the early signing period – five-star Tahaad Pettiford and Jahki Howard.

Rated the No. 2 point guard and No. 21 overall player in the Class of 2024 by 247 Sports, Pettiford played AAU basketball for New Heights Lightning on the EYBL circuit, shooting 33.5 percent from the 3-point line and averaging 13.3 points per game. He burst onto the scene over the summer as one of the best scoring guards in the country.

One of the most athletic players in his class, Howard is a four-star recruit rated No. 85 overall and No. 20 at his position by 247 Sports. Known as the best dunker in high school basketball going viral on social media, he is currently averaging 15.9 points, 5.3 rebounds, 1.4 assists, 1.9 steals and 0.5 blocks per game in the preseason for Overtime Elite.

### Tahaad Pettiford, G, 5-10, 175, Jersey City, N.J. (Hudson Catholic Regional High School)

"Tahaad is a very unique player. He is a gifted scorer with an unlimited range. Instant offense. He has tremendous speed, quickness and athletic jumping ability. Tahaad is a very tough cover and uses that athleticism to be a pest defensively. (Assistant Coach) Ira Bowman did a tremendous job of identifying Tahaad very early on in the recruiting process and developed a close, trusting relationship. Tahaad will have a Pied Piper effect on our program. Guys will want to play with him." – Head Coach Bruce Pearl

### Jahki Howard, F, 6-6, 185, Boston, Mass. (Overtime Elite)

"Jahki is one of the most underrated prospects in the 2024 class. We've been watching and recruiting him since his freshman year – seeing so much growth, maturity and commitment to becoming great. His basketball IQ, his athleticism and his motor make him a great fit for our program." – Head Coach Bruce Pearl

## CLEANING THE GLASS

» Junior transfer Chaney Johnson pulled down 11 rebounds off the bench against Southeastern Louisiana on Nov. 10. He is the ninth player in Bruce Pearl's 10 seasons at Auburn to grab at least 11 boards in a game as a reserve and the first since Jaylin Williams had 11 rebounds versus Texas A&M on Feb. 12, 2022. For the season, Johnson is third on the team averaging 5.4 boards per game.

Date	Player	Opponent	Rebounds
Nov. 14, 2018	Horace Spencer	Mississippi College	17
Nov. 29, 2017	Anfernee McLemore	Dayton	13
Dec. 22, 2015	Cinmeon Bowers	New Mexico	12
Feb. 27, 2016	Tyler Harris	Alabama	12
Nov. 26, 2020	Jaylin Williams	Saint Joseph's	11
March 5, 2016	Cinmeon Bowers	Mississippi State	11
Jan. 31, 2017	Anfernee McLemore	Tennessee	11
Feb. 12, 2022	Jaylin Williams	Texas A&M	11
<b>Nov. 10, 2023</b>	<b>Chaney Johnson</b>	<b>Southeastern Louisiana</b>	<b>11</b>

## NOT A NEW KID ON THE BLOCK

» Senior center Dylan Cardwell tied a career high with a game-high five blocks against Baylor. Cardwell is one of three players who ranks in the Top 10 in the SEC in blocked shots per game, while playing under 20 minutes per game. The mark is tied for 12th-most in a game in NCAA Division I so far this season. Cardwell previously set his career high against South Florida and George Mason in 2022.

» He is one of three players, who currently rank in the Top 10 in the SEC in blocked shots per game, while playing under 20 minutes per game. Auburn is averaging 6.2 blocks per game this season, which is ninth nationally.

### SEC Players in the Top 10 in BPG while playing fewer than 20 MPG

Player	School	Blocks Per Game	Minutes Per Game
<b>Dylan Cardwell</b>	<b>Auburn</b>	<b>1.6</b>	<b>15.8</b>
Aidan Shaw	Missouri	2.3	16.7
Jamarion Sharp	Ole Miss	2.0	19.8

## ELITE IN THE SEC

» Auburn ranks second in the SEC with 147 victories (one win behind Tennessee) and a .717 winning percentage over the last six-plus seasons. The Tigers have also won the second-most SEC Championship titles (3) and second-most NCAA Tournament games (7) in that span behind Alabama's four titles and Arkansas' eight NCAA Tournament victories.

Team	2017-18	2018-19	2019-20	2020-21	2021-22	2022-23	2023-24	Total
Tennessee	26-9	31-6	17-14	18-9	27-8	25-11	4-2	148-59
<b>Auburn</b>	<b>26-8</b>	<b>30-10</b>	<b>25-6</b>	<b>13-14</b>	<b>28-6</b>	<b>21-13</b>	<b>4-1</b>	<b>147-58</b>
Kentucky	26-11	30-7	25-6	9-16	28-8	22-12	5-1	145-61
Arkansas	23-12	18-16	20-12	25-7	28-9	22-14	4-3	140-73
Alabama	20-16	18-16	16-15	26-7	19-14	31-6	5-1	135-75
Mississippi State	25-12	23-11	20-11	18-15	18-16	21-13	6-0	131-78
LSU	18-15	28-7	21-10	19-10	22-12	14-19	4-2	126-75
Texas A&M	22-13	14-18	16-14	8-10	27-13	25-10	6-1	118-79
Florida	21-13	20-16	19-12	15-10	20-14	16-17	4-2	115-84
Missouri	20-13	15-17	15-16	16-10	12-21	25-10	5-2	108-89
Ole Miss	12-20	20-13	15-17	16-12	13-19	12-21	5-0	93-102
South Carolina	17-16	16-16	18-13	6-15	19-13	11-21	5-0	92-94
Georgia	18-15	11-21	16-16	14-12	6-26	16-16	3-3	84-109
Vanderbilt	12-20	9-23	11-21	9-16	19-17	22-15	3-3	85-115

## PEARL MOVES INTO THIRD ALL-TIME IN CAREER WINS AT AUBURN

» Bruce Pearl is in his 10th season as Auburn's head coach with a 177-112 record on The Plains. With the Tigers' win over Southeastern Louisiana on Nov. 10, he surpassed Sonny Smith, who led Auburn to a 173-154 mark in 11 seasons from 1978-89, for third all-time in program history. Joel Eaves leads the way with 213 wins from 1949-63 and Cliff Ellis, who led the Tigers to 186 victories from 1994-2004, is second.

COACH	SEASONS	YEARS	RECORD
1. Joel Eaves	14	1949-50 to 1962-63	213-100
2. Cliff Ellis	10	1994-95 to 2003-04	186-125
<b>3. Bruce Pearl</b>	<b>10</b>	<b>2014-15 to Present</b>	<b>177-112</b>
4. Sonny Smith	11	1978-79 to 1988-89	173-154
5. Bill Lynn	10	1963-64 to 1972-73	130-124

## RETURNING PRODUCTION

» Auburn returns 58.1 percent of its minutes, 60.2 percent of its scoring and 61.3 percent of its rebounding from last season. The Tigers return five of their Top 7 scorers – three of the five players, who averaged 20 minutes per game, and three of five players, who recorded at least 100 rebounds last season.

## JOHNSON ENDS LAST SEASON ON HOT STREAK

» Last season, K.D. Johnson shot 16-of-29 (55.2%) from 3-point range over the last nine games shooting 25.3 percent (20-of-79) from long range in the first 24 games. Johnson averaged 10.6 points over the last nine contests of the season.

## AUBURN vs. THE TOP 25

Auburn is 77-224 against AP Top 25 teams all-time including 18-28 under Bruce Pearl. The Tigers set a program record with six wins against ranked opponents during the 2018-19 season including five straight from the SEC Championship through their run to the Final Four. Additionally, Auburn is 103-32 as a ranked team in the Pearl Era.

## IT JUST MEANS MORE

» Auburn was predicted to finish sixth in the preseason SEC media poll behind preseason favorite Tennessee, Texas A&M, Arkansas, Kentucky and Alabama.

## WELCOME TO AUBURN'S BLOCK PARTY

» Auburn is the only team that has finished in the Top 25 in the country in blocked shots per game in each of the previous seven seasons. No other team has finished in the Top 25 in blocks per game in more than five seasons over that stretch. The Tigers have blocked 1,321 shots since the start of the 2016-17 season.

» The Tigers are averaging 6.2 blocks per game this season, which is No. 21 nationally.

### MOST SEASONS IN TOP 25 IN BLOCKS PER GAME OVER THE LAST SEVEN SEASONS

#### 1. Auburn - 7

- 2T. Connecticut - 5
- 2T. Michigan State - 5
- 2T. Washington - 5
- 5T. Duke - 4
- 5T. Florida State - 4
- 5T. Kentucky - 4
- 5T. Marshall - 4
- 5T. Syracuse - 4
- 5T. USC - 4

### MOST BLOCKS IN DIVISION I SINCE THE START OF 2016-17 SEASON

Team	Blocks
Auburn	1,321
Duke	1,316
Michigan State	1,218
UConn	1,185
Marshall	1,185

Season	BPG	DI Rank
<b>2023-24</b>	<b>6.2</b>	<b>No. 9</b>
2022-23	5.1	No. 12
2021-22	8.0	No. 1
2020-21	6.0	No. 1
2019-20	4.9	No. 21
2018-19	4.8	No. 22
2017-18	5.3	No. 14
2016-17	5.1	No. 22

## TIGERS ADD 3-POINT SHOOTERS

» After finishing 12th in the SEC shooting 31.4 percent from 3-point range last season, Auburn added three transfers who can shoot it from long range.

Player	Season	School	3FGM	3FGA	3FG%
Chad Baker-Mazara	2020-21	Duquesne	25	60	.417
	2021-22	San Diego State	22	56	.393
	2022-23	NW Florida State College	67	143	.469
	<b>Totals</b>		<b>114</b>	<b>259</b>	<b>.440</b>
Denver Jones	2020-21	Garden City CC	36	90	.400
	2021-22	FIU	49	142	.345
	2022-23	FIU	58	158	.367
	<b>Totals</b>		<b>143</b>	<b>390</b>	<b>.367</b>
Chaney Johnson	2020-21	UAH	11	28	.393
	2021-22	UAH	32	69	.464
	2022-23	UAH	24	83	.289
	<b>Totals</b>		<b>67</b>	<b>180</b>	<b>.372</b>
<b>Combined Totals</b>			<b>324</b>	<b>829</b>	<b>.391</b>

## MR. DOUBLE-DOUBLE

» Junior big man Johni Broome recorded a double-double in the first two games of the season, giving him 48 career double-doubles including 12 at Auburn. He scored 16 points and pulled down a game-high 11 rebounds in 25 minutes in the season opener against Baylor. He followed that up with 18 points and 11 rebounds in Auburn's win over Southeastern Louisiana.

» Broome has scored in double figures in 14-straight games including all five games this season. He ranks seventh in the SEC averaging 7.6 rebounds per game and is one of two players in the league averaging 15.0 points and 7.0 rebounds per game.

» Broome, who is 14th in the SEC averaging 15.4 points per game and ninth in the league with a .549 field-goal percentage, is one of two players ranked in the Top 15 in the league in points per game, rebounds per game and field-goal percentage. He is 4-of-10 from 3-point range on the season and shooting 40.0 percent from long range over his last 13 games dating back to last season.

## JOHNI BROOME'S CAREER DOUBLE-DOUBLES BY SEASON

**2020-21:** 13\*

**2021-22:** 23\*

**2022-23:** 10

**2023-24:** 2

\*at Morehead State

## ACTIVE NCAA DIVISION I CAREER DOUBLE-DOUBLE LEADERS

Player	School	Double-Doubles	Games Played
Armando Bacot	North Carolina	70	138
Norchad Omier	Miami (Fla.)	53	94
Fardaws Aimaq	California	49	101
Johni Broome	Auburn	48	102
Enrique Freeman	Akron	46	103

## Players ranked inside the Top 15 in the SEC in PPG, RPG and FG%

Player	School	PPG	RPG	FG%
Johni Broome	Auburn	15.4 (14th)	7.6 (7th)	54.9 (9th)
Will Baker	LSU	16.3 (8th)	6.5 (t15th)	57.1 (5th)

## SEC players averaging 15 points and 7 rebounds this season

Player	School	PPG	RPG
Johni Broome	Auburn	15.4	7.6
Allen Flanigan	Ole Miss	20.2	7.2

## PEARL AMONG THE BEST OF THE BEST

» Bruce Pearl ranks No. 13 among active NCAA Division I coaches in career wins (639), third among active SEC men's basketball coaches. He also ranks No. 19 among active NCAA All-Division coaches in career wins (639) and No. 8 all-time among winningest SEC coaches with 322 career wins (UT and AU combined).

## MOST OVERALL COLLEGIATE HEAD COACHING WINS AMONG ACTIVE SEC COACHES

Coach	School	Wins
John Calipari	Kentucky	795
Rick Barnes	Tennessee	783
Bruce Pearl	Auburn	639
Buzz Williams	Texas A&M	332
Mike White	Florida	262

## MOST WINS AS AN SEC HEAD COACH AMONG ACTIVE SEC COACHES

Coach	School	Wins
John Calipari	Kentucky	392
Bruce Pearl	Auburn	322
Rick Barnes	Tennessee	179
Mike White	Georgia	161
Eric Musselman	Arkansas	99

## MOST WINS IN SEC GAMES AMONG ACTIVE SEC COACHES

Coach	School	Wins
John Calipari	Kentucky	185
Bruce Pearl	Auburn	142
Rick Barnes	Tennessee	86
Mike White	Georgia	78
Nate Oats	Alabama	49



## PLAYER NOTES

0

**K.D. JOHNSON**

	GP-GS	PPG	RPG	FG%	FT%
2023-24	5-0	8.4	1.4	.452	.833
Career	88-31	11.0	2.4	.395	.690

**Sr. | G | 6-0 | 190 | Atlanta, Ga. | Georgia**

• The Tigers' fifth-leading scorer (8.4 ppg). 32 pts away from 1,000 career pts.  
• Team's Sixth Man last season averaging 8.9 points and 1.9 rebounds per game off the bench. • Also ranked 2nd on the team in steals (36) in 2022-23.

**Career Highs**

Pts	27
Reb	8
Ast	7
Stl	5 (2x)
Min	37

1

**ADEN HOLLOWAY**

	GP-GS	PPG	RPG	FG%	FT%
2023-24	5-3	13.2	1.0	.377	.733
Career	5-3	13.2	1.0	.377	.733

**Fr. | G | 6-1 | 178 | Charlotte, N.C. | Prolific Prep**

• Has scored in double figures in 4-of-5 games this season including 13 pts vs. Alabama A&M. • Boasts a 2.71 assist-to-turnover ratio (19-7) this season.  
• Auburn's sixth-ever McDonald's High School All-American.

**Career Highs**

Pts	19
Reb	3
Ast	6
Stl	
Min	26

2

**JAYLIN WILLIAMS**

	GP-GS	PPG	RPG	FG%	FT%
2023-24	5-5	9.0	6.4	.500	.818
Career	112-65	8.3	3.8	.488	.746

**Gr. | F | 6-8 | 245 | Nahunta, Ga. | Brantley County HS**

• Registered 10 points, 6 rebounds and 3 steals vs. Alabama A&M on Nov. 21.  
• Named to the Legends Classic All-Tournament Team.  
• Is the winningest player in program history (91 career wins and counting).

**Career Highs**

Pts	24
Reb	11 (2x)
Ast	8
Stl	4
Min	37

3

**TRE DONALDSON**

	GP-GS	PPG	RPG	FG%	FT%
2023-24	5-3	5.6	2.0	.500	1.000
Career	37-3	2.9	1.5	.409	.625

**So. | G | 6-3 | 210 | Tallahassee, Fla. | Florida St. Univ. School**

• Averaging 3.2 assists per game and made his third career start vs. Alabama A&M last week. • Turned in a 39-to-19 assist-to-turnover ratio (2.05) including 15 games with zero turnovers as the Tigers' back-up point guard in 2022-23.

**Career Highs**

Pts	12
Reb	5
Ast	7
Stl	4
Min	29

4

**JOHNI BROOME**

	GP-GS	PPG	RPG	FG%	FT%
2023-24	5-4	15.4	7.6	.549	.548
Career	102-98	15.0	9.2	.550	.601

**Jr. | F/C | 6-10 | 240 | Plant City, Fla. | Morehead State**

• One of the top returning players in the country (No. 30 by The Almanac) and in the SEC. • Voted to the Preseason All-SEC First Team by coaches & media.  
• Currently on a 14-game double-digit scoring streak since last season.

**Career Highs**

Pts	32
Reb	18 (2x)
Ast	5 (3x)
Stl	4
Min	37

5

**CHRIS MOORE**

	GP-GS	PPG	RPG	FG%	FT%
2023-24	5-5	3.8	3.2	.500	.800
Career	86-21	2.8	2.0	.500	.676

**Sr. | F | 6-6 | 220 | West Memphis, Ark. | West Memphis HS**

• Had surgery this summer on his right shoulder (dislocated it toward the end of last season) • Averaging the most points (3.8) and rebounds (3.2) of his career. • Major vocal presence on the team in the locker room and on the floor.

**Career Highs**

Pts	16
Reb	7
Ast	4
Stl	3 (2x)
Min	25 (2x)

10

**CHAD BAKER-MAZARA**

	GP-GS	PPG	RPG	FG%	FT%
2023-24	5-0	7.2	3.4	.476	.813
Career	51-13	7.4	2.4	.431	.856

**Jr. | G/F | 6-7 | 180 | Santo Domingo, DR | NW Florida State College**

• One of the Top 100 JUCO transfers in the country (No. 13).  
• Dished out a career-high 6 assists with 6 points & 4 rebounds off the bench vs. Alabama A&M. • First Auburn player hailing from the Dominican Republic.

**Career Highs**

Pts	23
Reb	6 (3x)
Ast	6
Stl	3 (5x)
Min	34

12

**DENVER JONES**

	GP-GS	PPG	RPG	FG%	FT%
2023-24	5-4	8.6	1.8	.433	.818
Career	64-39	15.6	3.6	.439	.866

**Jr. | G | 6-4 | 205 | New Market, Ala. | FIU**

• Ranked No. 25 nationally last season averaging 20.1 points per game at FIU.  
• 2023 All-Conference USA First Team performer. • 4 pts away from 1,000 career pts. • Rated the No. 26 overall transfer in the country by 247Sports.

**Career Highs**

Pts	30
Reb	13
Ast	6 (3x)
Stl	4 (6x)
Min	47

20

**CARTER SOBERA**

	GP-GS	PPG	RPG	FG%	FT%
2023-24	2-0	0.0	0.0	.000	.000
Career	9-0	0.3	0.6	1.000	.333

**Sr. | G | 6-5 | 210 | Birmingham, Ala. | Mountain Brook HS**

• Two-Time SEC Academic Honor Roll and NABC Honors Court student.  
• Walk-on who played high school basketball w/ AU teammate Lior Berman.  
• Scored team's 100th point in Tigers' 102-66 exhibition victory over AUM.

**Career Highs**

Pts	3
Reb	2
Ast	
Stl	1
Min	2 (2x)

23

**ADDARIN SCOTT**

	GP-GS	PPG	RPG	FG%	FT%
2023-24	2-0	1.0	1.0	.000	1.000
Career	2-0	1.0	1.0	.000	1.000

**Jr. | F | 6-9 | 207 | Dallas, Texas | Navarro College**

• Goes by the nickname, AD. • One of the Top 100 JUCO transfers in the country (No. 54). • Registered his first NCAA Division I collegiate points with two made free throws and two rebounds vs. Alabama A&M on Nov. 21.

**Career Highs**

Pts	2
Reb	2
Ast	
Stl	
Min	2

24

**LIOR BERMAN**

	GP-GS	PPG	RPG	FG%	FT%
2023-24	4-0	0.0	1.0	.000	.000
Career	62-0	1.7	0.8	.388	.444

**Gr. | G | 6-4 | 210 | Birmingham, Ala. | Mountain Brook HS**

• Played the last four years and worked his way up from walk-on to consistently being in the rotation. • First year on scholarship.  
• Graduated summa cum laude w/ a bachelor's degree in industrial design.

**Career Highs**

Pts	8 (4x)
Reb	4 (2x)
Ast	1 (9x)
Stl	1 (13x)
Min	19

31

**CHANEY JOHNSON**

	GP-GS	PPG	RPG	FG%	FT%
2023-24	5-0	5.0	5.4	.407	.750
Career	92-66	13.3	5.2	.537	.742

**Jr. | F | 6-7 | 220 | Alabaster, Ala. | Alabama-Huntsville**

• Had breakout game vs. Alabama A&M recording game-high 15 points, 4 rebs, 2 steals and three dunks. • One of the top NCAA Division II players in the country having been named Gulf South Conference POTY in 2022-23.

**Career Highs**

Pts	35
Reb	12 (2x)
Ast	6
Stl	4
Min	38

44

**DYLAN CARDWELL**

	GP-GS	PPG	RPG	FG%	FT%
2023-24	5-1	5.4	4.4	.667	.778
Career	98-2	3.6	3.5	.712	.493

**Sr. | C | 6-11 | 255 | Augusta, Ga. | McEachern HS**

• Made his second career start vs. Alabama A&M. • Is averaging the most points (5.4) and rebounds (4.4) of his four-year career on The Plains.  
• Interned this summer with Athletes for Israel and was the team host for Kansas State and Arizona on both teams' foreign tour to Israel and UAE.  
• With teammate Johni Broome, one of the most formidable front-court duos in the SEC and in the country – a complete unit.

**Career Highs**

Pts	10 (2x)
Reb	10
Ast	4
Stl	4
Min	29

# TV/RADIO ROSTER CHART



0

**K.D. JOHNSON**  
G • 6-0 • 190 • Sr.  
Atlanta, Ga.



1

**ADEN HOLLOWAY**  
G • 6-1 • 178 • Fr.  
Charlotte, N.C.



2

**JAYLIN WILLIAMS**  
F • 6-8 • 245 • Gr.  
Nahunta, Ga.



3

**TRE DONALDSON**  
G • 6-3 • 210 • So.  
Tallahassee, Fla.



4

**JOHNI BROOME**  
F/C • 6-10 • 240 • Jr.  
Plant City, Fla.



5

**CHRIS MOORE**  
F • 6-6 • 220 • Sr.  
West Memphis, Ark.




10

**CHAD BAKER-MAZARA**  
G/F • 6-7 • 180 • Jr.  
Santo Domingo, D.R.




12

**DENVER JONES**  
G • 6-4 • 205 • Jr.  
New Market, Ala.




13

**CJ WILLIAMS**  
G • 6-2 • 175 • So.  
Fayetteville, Ark.



14

**PRESLEY PATTERSON**  
G • 5-11 • 180 • So.  
Knoxville, Tenn.



20

**CARTER SOBERA**  
G • 6-5 • 210 • Sr.  
Birmingham, Ala.



21

**BLAKE MUSCHALEK**  
G • 6-3 • 178 • Fr.  
Dallas, Texas



22

**REED TRAPP**  
G • 6-6 • 188 • So.  
Muscle Shoals, Ala.



23

**ADDARIN SCOTT**  
F • 6-9 • 207 • Jr.  
Dallas, Texas



24

**LIOR BERMAN**  
G • 6-4 • 210 • Gr.  
Birmingham, Ala.



31

**CHANEY JOHNSON**  
F • 6-7 • 220 • Jr.  
Alabaster, Ala.



33

**LUCAS CLANTON**  
G • 6-1 • 175 • Fr.  
Shelbyville, Tenn.




42

**HASTON ALEXANDER**  
C • 6-10 • 255 • So.  
Tuscumbia, Ala.



44

**DYLAN CARDWELL**  
C • 6-11 • 255 • Sr.  
Augusta, Ga.



55

**JALEN HARPER**  
G • 6-2 • 165 • Gr.  
Mableton, Ga.

No.	Name	Pos.	Ht.	Wt.	Cl.	Hometown (Last School)
0	K.D. Johnson	G	6-0	190	Sr.	Atlanta, Ga. (Georgia)
1	Aden Holloway	G	6-1	178	Fr.	Charlotte, N.C. (Prolific Prep)
2	Jaylin Williams	F	6-8	245	Gr.	Nahunta, Ga. (Brantley County HS)
3	Tre Donaldson	G	6-3	210	So.	Tallahassee, Fla. (Florida State Univ. School)
4	Johni Broome	F	6-10	240	Jr.	Plant City, Fla. (Morehead State)
5	Chris Moore	F	6-6	220	Sr.	West Memphis, Ark. (West Memphis HS)
10	Chad Baker-Mazara	G/F	6-7	180	Jr.	Santo Domingo, Dominican Republic (NW Florida State)
12	Denver Jones	G	6-4	205	Jr.	New Market, Ala. (FIU)
13	CJ Williams	G	6-2	175	So.	Fayetteville, Ark. (Fayetteville HS)
14	Presley Patterson	G	5-11	180	So.	Knoxville, Tenn. (Knoxville Catholic HS)
20	Carter Sobera	G	6-5	210	Sr.	Birmingham, Ala. (Mountain Brook HS)
21	Blake Muschalek	G	6-3	178	Fr.	Dallas, Texas (Trinity Christian Academy)
22	Reed Trapp	G	6-6	188	So.	Muscle Shoals, Ala. (Birmingham-Southern College)
23	Addarin Scott	F	6-9	207	Jr.	Dallas, Texas (Navarro College)
24	Lior Berman	G	6-4	210	Gr.	Birmingham, Ala. (Mountain Brook HS)
31	Chaney Johnson	F	6-7	220	Jr.	Alabaster, Ala. (UAH)
33	Lucas Clanton	G	6-1	175	Fr.	Shelbyville, Tenn. (Cascade HS)
42	Haston Alexander	C	6-10	255	So.	Tuscumbia, Ala. (Covenant Christian School)
44	Dylan Cardwell	C	6-11	255	Sr.	Augusta, Ga. (McEachern HS)
55	Jalen Harper	G	6-2	165	Gr.	Mableton, Ga. (Shelton State CC)

**Head Coach:** Bruce Pearl (Boston College '82) - 10th Season

**Associate Head Coach:** Steven Pearl (Tennessee '10) - 10th Season

**Assistant Coach:** Ira Bowman (Penn '96) - Sixth Season

**Assistant Coach:** Corey Williams (Oklahoma State '02) - First Season

**Assistant Coach:** Chad Prewett (Troy State '94) - 10th Season

**Assistant Coach/Offensive Coordinator:** Mike Burgomaster (Miami '16) - Eighth Season

**Director of Player Development:** Marquis Daniels (Auburn '03) - Sixth Season

**Director of Scouting and Recruiting:** Ian Borders (Louisville '07) - Sixth Season

**Director of Sports Performance:** Damon Davis (Western Illinois '03) - 15th Season

**Senior Athletic Trainer:** Clark Pearson (Kentucky '96) - 15th Season

**Executive Assistant to the Head Coach:** Bridget Graba - 13th Season

**Director of Operations:** Maddux Jeffreys (Auburn '20) - Second Season

**Director of Creative Content:** Steven Leonard (Indiana '17) - Second Season

**Chaplain:** Jeremy Napier (West Virginia State '07) - Second Season

**Graduate Assistant:** Geoff Gray (Emerson College '19) - Second Season

**Graduate Assistant:** Bryant Smith - Second Season

### PRONUNCIATION GUIDE

HASTON Alexander	HAY-stun
Chad Baker-MAZARA	MUH-ZARR-UH (like car)
LIOR Berman	LEE-oar
JOHNI Broome	JUH-nye (like dye)
ADEN Holloway	AY-den
Blake MUSCHALEK	MOO-SHUH-lek
ADDARIN Scott	UH-Dare-IN
JAYLIN Williams	JAY-lynn

### WEEKLY SCHEDULE

SUNDAY November 26	MONDAY November 27	TUESDAY November 28	WEDNESDAY November 29	THURSDAY November 30	FRIDAY December 1	SATURDAY December 2
Practice at 11:45 a.m. (Practice Gym)	Practice at 3:15 p.m. (Main Floor)	BP Weekly Press Conference at 1:30 p.m. (Media Room) Practice at 2:30 p.m.	Game Day vs. Virginia Tech 8:15 p.m. (Neville Arena)	OFF	BP Weekly Press Conference at 2:15 p.m. (Media Room) Practice at 3:15 p.m.	Team Travel to App State

# HEAD COACH BRUCE PEARL



Auburn Head Coach Bruce Pearl is in his 10th season on The Plains.

He has guided the Tigers to 177 wins in 10 seasons, the program's first-ever No. 1 ranking in both national polls and a memorable run to the NCAA Final Four in 2019.

The three-time SEC Coach of the Year's accomplishments also include two Southeastern Conference regular-

season championships, one SEC Tournament championship and four NCAA Tournament berths with the Tigers.

Pearl currently ranks No. 13 among active NCAA Division I coaches in career wins (639) and No. 8 all-time among winningest SEC coaches with 322 career victories at Auburn and Tennessee combined.

During the 2022-23 season, the Tigers continued to make history finishing the season with a 21-13 overall record - the 11th-most wins in program history. Auburn has now turned in 20-win seasons in five of the last six years and is the second-winningest program in the SEC in that span.

Auburn was ranked a program-best 32-consecutive weeks in The Associated Press Top 25 Poll and as high as No. 11 in the country during the season. It was one of 10 schools to be ranked in the AP Top 25 throughout the 2022 calendar year.

For the third-consecutive school year, the Tigers achieved a team GPA of 3.0 or higher and received the NABC Academic Excellence Award under Pearl.

Six Tigers have been drafted into the NBA and developed by Pearl and his coaching staff including All-Americans Jabari Smith (No. 3 overall in 2022) and Walker Kessler selected (No. 22 overall in 2022). Both are currently playing in the league along with Chuma Okeke (No. 16 overall in 2019), Isaac Okoro (No. 5 overall in 2020), JT Thor (No. 37 overall in 2021) and Sharife Cooper (No. 48 overall in 2021).

Pearl's teams have been just as successful off the court as Auburn has had 37 graduates since 2014 - the most in the SEC.

In 29 seasons as a head coach, he has guided his teams to the NCAA Tournament 21 times and a 639-257 (.713) winning record.

Pearl is the only head coach (football or men's basketball) in SEC history to lead two programs to a No. 1 national ranking (Auburn in 2022 and UT in 2008). Additionally, he is just one of three head coaches to take four programs (three at the Division I level) to the Sweet 16, joining Lon Kruger and Eddie Sutton.

Through the Bruce Pearl Family Foundation, he and his wife, Brandy, remain committed to giving back to those in Alabama, providing support to children and families facing challenging and life-altering illnesses through Children's Harbor.

In 2015-16, Pearl started AUTLIVE at Auburn to benefit patients in the state of Alabama in the fight against cancer. AUTLIVE also raises the awareness of cancer prevention and detection.

A native of Boston, Mass., Pearl graduated cum laude from Boston College in 1982 with a bachelor's degree in business administration. He is the proud father of four children, Jacqui, Steven, Leah and Michael, and enjoys spending time with his grandchildren.

## CAREER HONORS

- Three-Time SEC Coach of the Year (2006, 2008 and 2022)
- Three-Time Horizon League Coach of the Year (2002, 2003 and 2005)
- Two-Time GLVC Coach of the Year (1993 and 1994)
- 2019 NCAA Final Four appearance
- 2009 Maccabi Games Gold Medalist (Team USA)
- 2008 Adolph Rupp Cup Award recipient
- 2006 Sporting News Coach of the Year
- 1995 NABC Division II Coach of the Year
- 1995 NCAA Division II National Championship

## HEAD COACHING RECORD

Year	School	Record	Postseason
1992-93	Southern Indiana	22-7	NCAA Region 3rd Place
1993-94	Southern Indiana	28-4	NCAA Runner-Up
1994-95	Southern Indiana	29-4	NCAA Champions
1995-96	Southern Indiana	25-4	NCAA Sweet 16
1996-97	Southern Indiana	23-5	NCAA First Round
1997-98	Southern Indiana	27-6	NCAA Sweet 16
1998-99	Southern Indiana	26-6	NCAA Sweet 16
1999-00	Southern Indiana	25-6	NCAA Sweet 16
2000-01	Southern Indiana	26-4	NCAA First Round
<b>Total</b>		<b>231-46</b>	
2001-02	Milwaukee	16-13	-
2002-03	Milwaukee	24-8	NCAA First Round
2003-04	Milwaukee	20-11	NIT First Round
2004-05	Milwaukee	26-6	NCAA Sweet 16
<b>Total</b>		<b>86-38</b>	
2005-06	Tennessee	22-8	NCAA Second Round
2006-07	Tennessee	24-11	NCAA Sweet 16
2007-08	Tennessee	31-5	NCAA Sweet 16
2008-09	Tennessee	21-13	NCAA First Round
2009-10	Tennessee	28-9	NCAA Elite Eight
2010-11	Tennessee	19-15	-
<b>Total</b>		<b>145-61</b>	
2014-15	Auburn	15-20	-
2015-16	Auburn	11-20	-
2016-17	Auburn	6-14 #	-
2017-18	Auburn	26-8	NCAA Second Round
2018-19	Auburn	30-10	NCAA Final Four
2019-20	Auburn	25-6	(Canceled)
2020-21	Auburn	13-14	
2021-22	Auburn	26-6 %	NCAA Second Round
2022-23	Auburn	21-13	NCAA Second Round
2023-24	Auburn	4-1	
<b>Total</b>		<b>177-112</b>	
<b>Career</b>		<b>639-257 (.713)</b>	

# Denotes vacated games by the NCAA during the 2016-17 season

% Two wins credited to assistant coaches/then-acting head coaches Wes Flanigan and Steven Pearl during the 2021-22 season

# TOP PERFORMANCES UNDER PEARL AT AUBURN

## MOST POINTS TEAM

- 119, vs. Northwestern State (Nov. 27, 2015)  
119, vs. Winthrop (Nov. 24, 2017)
- 117, vs. Coastal Carolina (Dec. 15, 2016)
- 116, vs. CSUN (Nov. 15, 2019)
- 109, vs. UConn (Nov. 24, 2021)
- 109, at South Carolina (Jan. 23, 2021)

## MOST POINTS INDIVIDUAL

- 34, Bryce Brown vs. Dayton (Dec. 8, 2018)
- 33, Samir Doughty vs. CSUN (Nov. 15, 2019)
- 32, Samir Doughty at Tennessee (Mar. 7, 2020)
- 31, Jabari Smith vs. Vanderbilt (Feb. 16, 2022)  
31, Bryce Brown vs. Norfolk State (Nov. 10, 2017)  
31, Mustapha Heron vs. Winthrop (Nov. 24, 2017)  
31, Jared Harper at UAB (Dec. 15, 2018)

## MOST REBOUNDS TEAM

- 66, vs. Mississippi College (Nov. 14, 2018)
- 60, at Arkansas [OT] (Feb. 8, 2022)  
60, vs. Alabama (Feb. 12, 2020)
- 56, vs. Saint Joseph's (Nov. 26, 2020)
- 53, vs. Winthrop (Nov. 15, 2022)

## MOST REBOUNDS INDIVIDUAL

- 19, Walker Kessler at Arkansas [OT] (Feb. 8, 2022)  
19, Cinmeon Bowers at Middle Tennessee (Dec. 12, 2015)
- 18, Johni Broome vs. Georgia (Feb. 1, 2023)  
18, Cinmeon Bowers vs. Alabama (Jan. 19, 2016)  
18, Cinmeon Bowers vs. Ole Miss (Feb. 20, 2016)
- 17, Cinmeon Bowers vs. Milwaukee (Nov. 14, 2014)  
17, Cinmeon Bowers vs. Winthrop (Dec. 17, 2014)  
17, Cinmeon Bowers vs. Mississippi State (Jan. 21, 2015)  
17, Horace Spencer vs. Mississippi College (Nov. 14, 2018)  
17, Austin Wiley vs. Alabama (Feb. 12, 2020)

## MOST 3-POINTERS TEAM

- 22, vs. South Alabama (Dec. 4, 2020)
- 21, vs. Coastal Carolina (Dec. 15, 2016)
- 18, vs. South Alabama (Nov. 6, 2018)  
18, vs. LSU (Feb. 8, 2020)
- 17, vs. Northwestern State (Nov. 27, 2015)  
17, vs. Vanderbilt (Feb. 3, 2018)  
17, vs. Arkansas (Feb. 20, 2019)  
17, vs. North Carolina (Mar. 29, 2019)  
17, vs. CSUN (Nov. 15, 2019)

## MOST 3-POINTERS INDIVIDUAL

- 9, Bryce Brown at Arkansas (Feb. 17, 2016)
- 8, Kareem Canty at Middle Tennessee (Dec. 12, 2015)  
8, Bryce Brown vs. South Carolina (Mar. 3, 2018)  
8, Samir Doughty at Tennessee (Mar. 7, 2020)
- 7, Jabari Smith vs. Vanderbilt (Feb. 16, 2022)  
7, KT Harrell vs. Coastal Carolina (Dec. 5, 2014)  
7, Bryce Brown at Ole Miss (Jan. 9, 2019)  
7, Bryce Brown vs. Kansas (Mar. 23, 2019)  
7, Justin Powell vs. South Alabama (Dec. 4, 2020)

## MOST FT MADE TEAM

- 36, vs. Missouri (Jan. 26, 2021)
- 33, vs. UConn (Nov. 24, 2021)
- 33, vs. Kentucky (Feb. 1, 2020)
- 31, vs. Arkansas (Feb. 10, 2015)  
31, at Arkansas - Feb. 27, 2018)

## MOST FT MADE INDIVIDUAL

- 18, Sharife Cooper vs. Missouri (Jan. 26, 2021)
- 15, KT Harrell vs. Georgia (Mar. 3, 2015)  
15, Jared Harper at UAB (Dec. 15, 2018)
- 14, Jared Harper vs. Ole Miss (Jan. 7, 2017)  
14, Samir Doughty vs. Kentucky (Feb. 1, 2020)
- 12, Jabari Smith vs. UConn (Nov. 24, 2001)  
12, Desean Murray vs. Ole Miss (Jan. 9, 2018)  
12, Jared Harper vs. South Carolina (Mar. 15, 2019)

## MOST FT ATTEMPTED TEAM

- 46, at Missouri (Feb. 15, 2020)
- 44, vs. Kentucky (Feb. 1, 2020)  
44, vs. Missouri (Jan. 26, 2021)
- 43, vs. Saint Joseph's (Nov. 26, 2020)
- 42, vs. Eastern Kentucky (Nov. 17, 2016)  
42, vs. Alabama (Jan. 21, 2017)

## MOST FT ATTEMPTED INDIVIDUAL

- 21, Sharife Cooper vs. Missouri (Jan. 26, 2021)
- 18, Cinmeon Bowers vs. Missouri (Jan. 10, 2015)  
18, KT Harrell vs. LSU (Mar. 13, 2015)  
18, Austin Wiley vs. Alabama (Jan. 21, 2017)
- 17, Jared Harper vs. Ole Miss (Jan. 7, 2017)
- 16, Johni Broome vs. Houston (March 18, 2023)  
16, K.D. Johnson vs. UConn (Nov. 24, 2021)  
16, Cinmeon Bowers vs. LSU (Feb. 2, 2016)  
16, Jared Harper at UAB (Dec. 15, 2018)

## MOST ASSISTS TEAM

- 27, vs. CSUN (Nov. 15, 2019)
- 26, vs. Nebraska (Dec. 11, 2021)
- 25, vs. Saint Peter's (Nov. 28, 2018)
- 24, vs. South Alabama (Nov. 6, 2018)  
24, vs. South Alabama (Dec. 4, 2020)

## MOST ASSISTS INDIVIDUAL

- 16, J'Von McCormick vs. CSUN (Nov. 15, 2019)
- 14, Jared Harper vs. Vanderbilt (Feb. 3, 2018)
- 13, Jared Harper vs. South Alabama (Nov. 6, 2018)
- 13, Jared Harper vs. North Carolina (Mar. 29, 2019)
- 12, Wendell Green Jr. at South Carolina (Jan. 21, 2023)

## MOST STEALS TEAM

- 20, vs. North Florida (Dec. 29, 2018)
- 18, vs. Tennessee (Feb. 22, 2020)
- 16, vs. Nebraska (Dec. 11, 2021)  
16, vs. Saint Peter's (Nov. 28, 2018)
- 14, vs. Texas Southern (Nov. 18, 2022)  
14, vs. George Mason (Nov. 7, 2022)  
14, vs. Georgia (Jan. 20, 2018)  
14, vs. Alabama (Feb. 21, 2018)  
14, vs. Mississippi College (Nov. 14, 2018)  
14, vs. Florida (Mar. 16, 2019)  
14, vs. Tennessee (Mar. 17, 2019)  
14, vs. New Mexico (Nov. 25, 2019)

## MOST STEALS INDIVIDUAL

- 5, Wendell Green Jr. at Mississippi State (March 2, 2022)  
5, Walker Kessler vs. Nebraska (Dec. 11, 2021)  
5, Zep Jasper vs. Nebraska (Dec. 11, 2021)  
5, K.D. Johnson vs. Syracuse (Nov. 26, 2021)  
5, K.D. Johnson vs. UConn (Nov. 24, 2021)  
5, K.C. Ross-Miller vs. Oregon State (Nov. 26, 2014)  
5, K.C. Ross-Miller vs. Middle Tennessee (Dec. 29, 2014)  
5, Antoine Mason at LSU (Feb. 5, 2015)  
5, Malik Dunbar vs. UNC Asheville (Dec. 4, 2018)  
5, Chuma Okeke vs. Murray State (Dec. 22, 2018)  
5, Chuma Okeke vs. North Florida (Dec. 29, 2018)  
5, J'Von McCormick vs. Tennessee (Feb. 22, 2020)

## MOST BLOCKS TEAM

- 14, vs. Texas A&M (Feb. 12, 2022)  
14, vs. Yale (Dec. 4, 2021)  
14, vs. LSU (Dec. 29, 2021)  
14, at Georgia (Jan. 13, 2021)  
14, vs. Missouri (Jan. 26, 2021)

## MOST BLOCKS INDIVIDUAL

- 12, Walker Kessler vs. Texas A&M (Feb. 12, 2022)
- 11, Walker Kessler vs. LSU (Dec. 29, 2021)
- 9, Walker Kessler vs. Jacksonville State (Mar. 18, 2022)
- 8, Johni Broome vs. Saint Louis (Nov. 27, 2022)  
8, Walker Kessler vs. Ole Miss (Feb. 23, 2022)  
8, Walker Kessler vs. Alabama (Feb. 1, 2022)

ASSOCIATED PRESS POLL

RK	TEAM	RECORD	PTS
1	Purdue (60)	6-0	1572
2	Arizona (1)	6-0	1467
3	Marquette	5-1	1418
4	UConn (2)	6-0	1411
5	Kansas	5-1	1312
6	Houston	7-0	1289
7	Duke	5-1	1194
8	Miami	5-0	1031
9	Baylor	6-0	1030
10	Tennessee	4-2	967
11	Gonzaga	4-1	964
12	Kentucky	5-1	727
13	Florida Atlantic	5-1	664
14	Texas A&M	6-1	646
15	Creighton	5-1	613
16	Texas	5-1	571
17	North Carolina	5-1	567
18	Villanova	6-1	534
19	BYU	6-0	416
20	Colorado State	6-0	330
21	Mississippi State	6-0	309
22	James Madison	6-0	303
23	Alabama	5-1	259
24	Illinois	5-1	134
25	Oklahoma	6-0	120

**Others receiving votes:** Memphis 108, San Diego State 102, Colorado 70, Ohio State 67, TCU 66, Michigan State 57, **Auburn 46**, UCLA 24, Princeton 14, Arkansas 10, Iowa State 8, Florida State 8, Liberty 7, USC 7, Nevada 6, Virginia 6, Clemson 6, Ole Miss 5, Nebraska 4, South Carolina 2, Cincinnati 2, Kansas State 1, Bradley 1

COACHES POLL

RK	TEAM	RECORD	PTS
1	Purdue (32)	6-0	800
2	Arizona	6-0	747
3	Marquette	5-1	703
4	UConn	6-0	700
5	Houston	7-0	681
6	Kansas	5-1	647
7	Duke	5-1	594
8	Miami	5-0	542
9	Baylor	6-0	537
10	Gonzaga	4-1	483
11	Tennessee	4-2	462
12	Kentucky	5-1	373
13	Texas A&M	6-1	326
14	Creighton	5-1	324
15	Villanova	6-1	317
16	North Carolina	5-1	303
17	Florida Atlantic	5-1	287
18	Texas	5-1	201
19	BYU	6-0	187
20	Alabama	5-1	157
21	Colorado State	6-0	132
22	Mississippi State	6-0	125
23	James Madison	6-0	109
24	Illinois	5-1	99
25	Michigan State	3-3	66

**Others receiving votes:** Memphis 63, Virginia 54, UCLA 46, TCU 45, San Diego State 45, Oklahoma 44, Colorado 43, Ohio State 37, Clemson 27, **Auburn 26**, Princeton 24, Nevada 11, Iowa State 11, USC 7, Liberty 6, Bradley 4, Cincinnati 2, Arkansas 2, Florida 1

LAST TIME TEAM

Defeated a ranked team at home \_\_\_\_\_ vs. #12 Tennessee (3/4/23)  
 Defeated a ranked team on the road \_\_\_\_\_ at #24 Alabama (1/11/22)  
 Defeated a ranked team at a neutral site \_\_\_\_\_ vs. #7 Kentucky (3/31/19)  
 Defeated a top-10 team at home \_\_\_\_\_ vs. #5 Tennessee (3/9/19)  
 Defeated a top-10 team on the road \_\_\_\_\_ at #8 Arkansas (1/23/93)  
 Defeated a top-10 team at a neutral site \_\_\_\_\_ vs. #7 Kentucky (3/31/19)  
 Won in overtime \_\_\_\_\_ at Mississippi State, 81-68 (OT) (3/2/22)  
 Lost in overtime \_\_\_\_\_ at #2 Alabama, 90-85 (OT) (3/1/23)  
 Won in double overtime \_\_\_\_\_ at Ole Miss, 83-82 (2OT) (1/28/20)  
 Lost in double overtime \_\_\_\_\_ vs. #22 UConn, 115-109 (2OT) (11/24/21)  
 Played back-to-back overtime games \_\_\_\_\_ at Arkansas, W 79-76 (OT) (2/5/20)  
 \_\_\_\_\_ vs. LSU, W 91-90 (OT) (2/8/20)  
 \_\_\_\_\_ vs. Alabama, W 95-91 (OT) (2/12/20)  
 Played in three-straight overtime games \_\_\_\_\_ at Arkansas, W 79-76 (OT) (2/5/20)  
 \_\_\_\_\_ vs. LSU, W 91-90 (OT) (2/8/20)  
 \_\_\_\_\_ vs. Alabama, W 95-91 (OT) (2/12/20)  
 Played at least three overtimes \_\_\_\_\_ vs. Georgia (SECT) (4OT) (3/1/79)  
 Shot 70% for a half \_\_\_\_\_ 72.4% (21-29) at Washington (2nd) (12/21/22)  
 Shot 70% for a half (SEC) \_\_\_\_\_ 70.8% (17-24) vs. Vanderbilt (2nd) (2/16/22)  
 Shot 60% for a game \_\_\_\_\_ 61.8% (42-68) vs. Winthrop (11/24/17)  
 Shot 60% for a game (SEC) \_\_\_\_\_ 61.1% (33-54) at Arkansas (2/17/16)  
 Shot less than 30% for game \_\_\_\_\_ 23.6% (13-55) at Tennessee (2/4/23)  
 Shot 100% from the FT line \_\_\_\_\_ 100% (6-6) vs. Long Beach State (12/23/11)  
 Shot 60% from 3-point line \_\_\_\_\_ 60.0% (12-20) at #2 Alabama (3/1/23)  
 Shot less than 30% in half \_\_\_\_\_ 28.6% (10-35) vs. Alabama (2nd) (2/11/23)  
 Shot less than 20% in half \_\_\_\_\_ 16.7% (4-24) vs. #2 Houston (2nd) (3/18/23)  
 Shot less than 10% in a half \_\_\_\_\_ 8.3% (2-24) vs. LSU (1st) (1/8/11)  
 Attempted 50 free throws \_\_\_\_\_ 52 vs. Vanderbilt (2/6/54)  
 Attempted 40 free throws \_\_\_\_\_ 41 vs. #22 UConn (11/24/21)  
 Attempted 30 free throws in half \_\_\_\_\_ 30 vs. #12 Missouri (2nd) (1/26/21)  
 Made 30 free throws \_\_\_\_\_ 33 vs. #22 UConn (11/24/21)  
 Made 30 free throws (SEC) \_\_\_\_\_ 31 vs. Alabama (2/1/22)  
**Made at least 10 3-point field goals \_\_\_\_\_ 11 vs. Southeastern Louisiana (11/10/23)**  
 Made at least 15 3-point field goals \_\_\_\_\_ 15 vs. Arkansas (12/30/20)  
 Failed to make 3-point field goal \_\_\_\_\_ vs. Kentucky (0-15) (1/19/13)  
 Had at least 60 rebounds \_\_\_\_\_ 60 at Arkansas [OT] (2/8/22)  
 Had at least 50 rebounds \_\_\_\_\_ 53 vs. Winthrop (11/15/22)  
 Had less than 20 rebounds \_\_\_\_\_ 19 vs. Arkansas (3/9/23)  
 Had at least 25 assists \_\_\_\_\_ 26 vs. Nebraska (12/11/21)  
**Had at least 20 assists \_\_\_\_\_ 20 vs. St. Bonaventure (11/17/23)**  
 Had at least 15 steals \_\_\_\_\_ 16 vs. Nebraska (12/11/21)  
**Had at least 10 blocks \_\_\_\_\_ 10 vs. #17 Baylor (11/7/23)**  
 Had at least 15 blocks \_\_\_\_\_ 17 vs. Nicholls State (11/25/11)  
 Failed to make a blocked shot \_\_\_\_\_ 0 at #2 Alabama (3/1/23)  
 Had at least 25 lead changes \_\_\_\_\_ 27 at Arkansas (1/16/13)  
 Scored 50 points in a half \_\_\_\_\_ 52 vs. Iowa (2nd) (3/16/23)  
 Scored 50 points in a half (SEC) \_\_\_\_\_ 52 vs. Georgia (2nd) (2/1/23)  
 Scored 60 points in a half \_\_\_\_\_ 66 vs. CSUN (1st) (11/15/19)  
 Scored 60 points in a half (SEC) \_\_\_\_\_ 64 at Tennessee (2nd) (2/15/06)  
 Scored 70 points in a half \_\_\_\_\_ 72 vs. Northwestern State (2nd) (11/27/15)  
 Scored 100 points \_\_\_\_\_ 100 vs. Alabama (2/1/22)  
 Scored 100 points (SEC) \_\_\_\_\_ 100 vs. Alabama (2/1/22)  
 Scored under 20 points in 1st half \_\_\_\_\_ 19 at Tennessee (2/4/23),  
 \_\_\_\_\_ vs. Northwestern (11/23/22), vs. Clemson (3/18/18)  
 Scored under 20 points in 2nd half \_\_\_\_\_ 14 vs. Tulsa (11/24/14)  
 Scored under 10 points in a half \_\_\_\_\_ 6 vs. LSU (1st) (1/8/11)  
 Scored 35 or under points in a game \_\_\_\_\_ 35 vs. Tulsa (11/24/14)  
 Scored under 50 points in game \_\_\_\_\_ 43 at Tennessee (2/4/23),  
 \_\_\_\_\_ vs. Northwestern (11/23/22)  
 Scored under 50 points in game (SEC) \_\_\_\_\_ 43 at Tennessee (2/4/23)

# LAST TIME INDIVIDUAL

Scored at least 30 points	Jabari Smith (31) vs. Vanderbilt (2/16/22)
Scored at least 35 points	Toney Douglas (38) vs. Nicholls State (11/24/04)
Scored at least 40 points	Wesley Person (44) vs. UAB (12/16/93)
Had two players with at least 20 points	Jabari Smith (31), Walker Kessler (22) vs. Vanderbilt (2/16/22)
Had three players with at least 20 points	Samir Doughty (26), J'Von McCormick (23), Devan Cambridge (21) vs. LSU (2/8/20)
Had two players with 25 points	Bryce Brown (26), Jared Harper (25) vs. Xavier (OT) (11/19/18)
Had two players with 25 points (SEC)	Chris Denson (30), KT Harrell (26) vs. Mississippi State (2/14/14)
Scored 20 points in a half	Jabari Smith (20, 2nd) at Florida (2/19/22)
Scored 20 points in 1st half	Bryce Brown (20) at Texas A&M (1/16/19)
Scored 20 points in 2nd half	Jabari Smith (20, 2nd) at Florida (2/19/22)
Scored 25 points in a half	Bryce Brown (25, 2nd) vs. Kentucky (1/19/19)
A player had back-to-back 20-point games	Johni Broome (20) vs. Missouri (2/14/23); (20) at Vanderbilt (2/18/23)
A player three consecutive 20-point games	Jabari Smith (27) at Tennessee (2/26/22); (27) at Mississippi State [OT] (3/2/22); vs. South Carolina (3/5/22)
A player had back-to-back 20-point SEC games	Johni Broome (20) vs. Missouri (2/14/23); (20) at Vanderbilt (2/18/23)
A player had back-to-back 25-point SEC games	Jabari Smith (27) at Tennessee (2/26/22); (27) at Mississippi State [OT] (3/2/22)
A player had three straight 25-point SEC games	Chris Denson (29) at LSU (2/8/14); (26) vs. Kentucky (2/12/14); (30) vs. Mississippi State (2/15/14)
A player had four straight 25-point SEC games	Chris Denson (25) at South Carolina (2/5/14); (29) at LSU (2/8/14); (26) vs. Kentucky (2/12/14); (30) vs. Mississippi State (2/15/14)
A player had five straight 25-point SEC games	Keenan Carpenter (44) vs. LSU (1/8/89); (28) vs. Mississippi State (2/11/89); (33) at Florida (2/15/89); (32) at Ole Miss (2/18/89); (29) vs. Kentucky (2/20/89)
A player had back-to-back 20-point games off the bench	Jamal Johnson (21) at Arkansas (12/30/20); (20) at Texas A&M (1/2/21)
Zero players scored in double figures	at Vanderbilt (1/7/12)
Only one player scored in double figures	Jamal Johnson (18) at UCF (11/30/20)
<b>Five players scored in double figures</b>	
<b>Jaylin Williams (11), Johni Broome (15), Chris Moore (10), Aden Holloway (15) and Tre Donaldson (10) vs. Notre Dame (11/16/23)</b>	
Five players scored in double figures (SEC)	Wendell Green Jr. (23), Jabari Smith (17), Walker Kessler (14), K.D. Johnson (13), Allen Flanigan (10) vs. Alabama (2/1/22)
All five starters scored in double figures	Allen Flanigan (23), Devan Cambridge (15), Jamal Johnson (14), Jaylin Williams (13), JT Thor (10) vs. Tennessee (2/27/21)
Six players scored in double figures	J. Broome (19), W. Green Jr. (15), J. Williams (11), K.D. Johnson (11), T. Donaldson (11) and A. Flanigan (10) vs. Iowa (3/16/23)
Six players scored in double figures (SEC)	J. Smith (12), W. Kessler (15), K.D. Johnson (12), A. Flanigan (10), W. Green Jr. (12), J. Williams (13) vs. Georgia (1/19/22)
Had at least 15 rebounds	Johni Broome (18) vs. Georgia (2/1/23)
Had at least 15 rebounds (SEC)	Johni Broome (18) vs. Georgia (2/1/23)
Had at least 20 rebounds	Kelvin Ardister (20) vs. Tennessee (1/4/89)
Had at least 25 rebounds	Rex Frederick (25) at Ole Miss (1/6/58)
Had at least 20 pts & 20 reb	Kelvin Ardister (22 pts, 20 reb) vs. Tennessee (1/4/89)
<b>Had two players with at least 10 rebounds</b>	<b>Johni Broome (11); Chaney Johnson (11) vs. Southeastern Louisiana (11/10/23)</b>
Had at least three players with 10 rebounds	Korvotney Barber (13), Quantez Robertson (10), Lucas Hargrove (10) at Virginia (12/20/08)
<b>Had a double-double</b>	<b>Jaylin Williams (11 pts, 10 reb) vs. St. Bonaventure (11/17/23)</b>
Had a double-double before halftime	Johni Broome (13 pts, 12 reb) vs. Georgia (2/1/23)
<b>Had two straight double-doubles</b>	<b>Johni Broome (16 pts, 11 reb) vs. #17 Baylor (11/7/23); (18 pts, 11 reb) vs. SE Louisiana (11/10/23)</b>
Had three straight double-doubles	Johni Broome (14 pts, 11 reb) vs. Florida (12/28/22); (22 pts, 12 reb) at Georgia (1/4/23); (10 pts, 10 reb) vs. Arkansas (1/7/23)
Had four straight double-doubles	Johni Broome (14 pts, 11 reb) vs. Florida (12/28/22); (22 pts, 12 reb) at Georgia (1/4/23); (10 pts, 10 reb) vs. Arkansas (1/7/23); (19 pts, 11 reb) at Ole Miss (1/10/23)
Had five straight double-doubles	Jeff Moore (26 pts, 11 reb) vs. Ole Miss (3/2/88); (20 pts, 11 reb) at LSU (3/5/88); (22 pts, 11 reb) vs. Georgia (3/11/88); (13 pts, 13 reb) vs. Bradley (3/17/88); (22 pts, 11 reb) vs. Oklahoma (3/19/88)
Had two players with a double-double	Johni Broome (19 pts, 12 reb); Allen Flanigan (10 pts, 10 reb) vs. Iowa (3/16/23)
Had a double-double with points and assists	Wendell Green Jr. (16 pts, 12 ast) at South Carolina (1/21/23)
Had a triple-double	Walker Kessler (12 pts, 11 reb, 12 blks) vs. Texas A&M (2/12/22)
Had 10 assists	Wendell Green Jr. (12) at South Carolina (1/21/23)
Had 15 assists	J'Von McCormick (16) vs. CSUN (11/15/19)
Had two players with at least five blocks	Devan Cambridge (5) and Jaylin Williams (5) at Georgia (1/13/21)
Had 10 blocks	Walker Kessler (11) vs. LSU (12/29/21)
Had five steals	Zep Jasper (5), Walker Kessler (5) vs. Nebraska (12/11/21)
Had five steals (SEC)	J'Von McCormick (5) vs. Tennessee (2/22/20)
Made 25-straight free throws	Wendell Green Jr. (34) (2/22/23-3/16/23)
Hit buzzer-beater shot to win a game	T.J. Dunans vs. Mercer (3-pt FG, 76-74) (12/18/16)
Played more than 40 minutes	Samir Doughty (41) vs. Alabama (OT) (2/12/20)










**K.D. JOHNSON**  
 G | 6-0 | 190 | Sr.  
 Atlanta, Ga.  
 (Hargrave Military Academy (Va.))



**SEASON SUPERLATIVES**

**Points:** 13 vs. Southeastern Louisiana (11/10/23)  
**Field Goals Made:** 4 vs. St. Bonaventure (11/17/23), vs. Southeastern Louisiana (11/10/23)  
**Field Goals Attempted:** 9 vs. Southeastern Louisiana (11/10/23)  
**3-Point Field Goals Made:** 2 vs. Southeastern Louisiana (11/10/23)  
**3-Point Field Goals Attempted:** 5 vs. Southeastern Louisiana (11/10/23)  
**Free Throws Made:** 6 vs. Notre Dame (11/16/23)  
**Free Throws Attempted:** 7 vs. Notre Dame (11/16/23)  
**Rebounds:** 3 vs. Notre Dame (11/16/23)  
**Assists:** 3 vs. St. Bonaventure (11/17/23), vs. Southeastern Louisiana (11/10/23)  
**Blocks:** 2 vs. St. Bonaventure (11/17/23)  
**Steals:** 1 (three times)  
**Minutes Played:** 22 vs. Notre Dame (11/16/23)  
**Double-Figure Games:** 1  
**20-Point Games:** None  
**10-Rebound Games:** None  
**5-Steal Games:** None  
**Double-Doubles:** None  
**Dunks:** 1

**CAREER SUPERLATIVES**

**Points:** 27 vs. UConn (11/24/21)  
**Field Goals Made:** 9 at Tennessee (2/10/21), vs. Auburn (1/13/21)  
**Field Goals Attempted:** 22 at Georgia (2/5/22)  
**3-Point Field Goals Made:** 4 (five times)  
**3-Point Field Goals Attempted:** 9 vs. George Mason (11/7/22)  
**Free Throws Made:** 11 vs. UConn (11/24/21)  
**Free Throws Attempted:** 16 vs. UConn (11/24/21)  
**Rebounds:** 8 at Alabama (1/11/22)  
**Assists:** 7 vs. Jacksonville State (3/18/22)  
**Blocks:** 2 vs. St. Bonaventure (11/17/23), vs. Auburn (1/13/21)  
**Steals:** 5 vs. UConn (11/24/21), vs. Syracuse (11/26/21)  
**Minutes Played:** 37 vs. UConn (11/24/21)  
**Double-Figure Games:** 52  
**20-Point Games:** 9  
**10-Rebound Games:** None  
**5-Steal Games:** 2  
**Double-Doubles:** None  
**Dunks:** 7

**CAREER HONORS**

- 2022-23 Preseason All-SEC Second Team
- 2020-21 SEC All-Freshman Team
- SEC Freshman of the Week (Jan. 18, 2021)

**2023-24 GAME-BY-GAME STATISTICS**

Opponent	GS	Min.	FG-A	3FG-A	FT-A	O-D-T	PF	A	TO	BLK	STL	PTS
vs. Baylor	16	3-5	0-1	0-0	0-0-0	4	0	1	0	1	6	
SE Louisiana	19	4-9	2-5	3-3	0-2-2	2	3	0	0	0	13	
vs. Notre Dame	22	1-6	0-2	6-7	0-3-3	2	0	1	0	1	8	
vs. St. Bonaventure	18	4-7	1-4	0-0	0-0-0	2	3	0	2	1	9	
Alabama A&M	11	2-4	1-3	1-2	0-2-2	3	1	1	1	0	6	
Virginia Tech												
at App State												
vs. Indiana												
vs. UNC Asheville												
USC												
Alabama State												
Chattanooga												
Penn												
at Arkansas												
Texas A&M												
LSU												
at Vanderbilt												
Ole Miss												
at Alabama												
at Mississippi St.												
Vanderbilt												
at Ole Miss												
Alabama												
at Florida												
South Carolina												
Kentucky												
at Georgia												
at Tennessee												
Mississippi State												
at Missouri												
Georgia												


**JOHNSON'S CAREER STATISTICS**

SEASON	TEAM	GP-GS	MIN/AVG	Field Goals		3-Point		F-Throws		Rebounds				Scoring						
				FG-FGA	FG%	3FG-3FGA	3FG%	FT-FTA	FT%	OFF	DEF	TOT	AVG	PF-FO	A	TO	BLK	STL	PTS	AVG
2020-21	UGa	16-0	362/22.6	68-161	.422	24-62	.387	56-91	.615	11	33	44	2.8	45-0	19	34	3	29	216	13.5
2021-22	AUB	34-31	941/27.7	133-345	.386	45-155	.290	106-147	.721	19	78	97	2.9	87-0	53	62	2	64	417	12.3
2022-23	AUB	33-0	722/21.9	90-236	.381	36-108	.333	77-111	.694	15	48	63	1.9	76-0	43	50	1	36	293	8.9
2023-24	AUB	5-0	88/17.6	14-31	.452	4-15	.267	10-12	.833	0	7	7	1.4	13-0	7	4	3	5	42	8.4
<b>TOTAL FOR AUB</b>		<b>72-31</b>	<b>1751/24.3</b>	<b>237-612</b>	<b>.387</b>	<b>85-278</b>	<b>.306</b>	<b>193-270</b>	<b>.715</b>	<b>34</b>	<b>133</b>	<b>167</b>	<b>2.3</b>	<b>176-0</b>	<b>103</b>	<b>116</b>	<b>6</b>	<b>105</b>	<b>752</b>	<b>10.4</b>
<b>TOTAL</b>		<b>88-31</b>	<b>2113/24.0</b>	<b>305-773</b>	<b>.395</b>	<b>109-340</b>	<b>.321</b>	<b>249-361</b>	<b>.690</b>	<b>45</b>	<b>166</b>	<b>211</b>	<b>2.4</b>	<b>221-0</b>	<b>122</b>	<b>150</b>	<b>9</b>	<b>134</b>	<b>968</b>	<b>11.0</b>

1

# ADEN HOLLOWAY

G | 6-1 | 178 | Fr.  
Charlotte, N.C.  
(Prolific Prep)



## SEASON SUPERLATIVES

**Points:** 19 vs. Baylor (11/7/23)  
**Field Goals Made:** 6 vs. Baylor (11/7/23)  
**Field Goals Attempted:** 15 vs. Baylor (11/7/23)  
**3-Point Field Goals Made:** 4 vs. Notre Dame (11/16/23), vs. Baylor (11/7/23)  
**3-Point Field Goals Attempted:**  
 8 vs. Southeastern Louisiana (11/10/23), vs. Baylor (11/7/23)  
**Free Throws Made:** 5 vs. Alabama A&M (11/21/23)  
**Free Throws Attempted:** 7 vs. Alabama A&M (11/21/23)  
**Rebounds:** 3 vs. Baylor (11/7/23)  
**Assists:** 6 vs. Baylor (11/7/23)  
**Blocks:** 1 vs. Baylor (11/7/23)  
**Steals:** None  
**Minutes Played:** 26 vs. Baylor (11/7/23)  
**Double-Figure Games:** 4  
**20-Point Games:** None  
**10-Rebound Games:** None  
**10-Assist Games:** None  
**5-Steal Games:** None  
**Double-Doubles:** None

## CAREER SUPERLATIVES

**Points:** 19 vs. Baylor (11/7/23)  
**Field Goals Made:** 6 vs. Baylor (11/7/23)  
**Field Goals Attempted:** 15 vs. Baylor (11/7/23)  
**3-Point Field Goals Made:** 4 vs. Notre Dame (11/16/23), vs. Baylor (11/7/23)  
**3-Point Field Goals Attempted:**  
 8 vs. Southeastern Louisiana (11/10/23), vs. Baylor (11/7/23)  
**Free Throws Made:** 5 vs. Alabama A&M (11/21/23)  
**Free Throws Attempted:** 7 vs. Alabama A&M (11/21/23)  
**Rebounds:** 3 vs. Baylor (11/7/23)  
**Assists:** 6 vs. Baylor (11/7/23)  
**Blocks:** 1 vs. Baylor (11/7/23)  
**Steals:** None  
**Minutes Played:** 26 vs. Baylor (11/7/23)  
**Double-Figure Games:** 4  
**20-Point Games:** None  
**10-Rebound Games:** None  
**10-Assist Games:** None  
**5-Steal Games:** None  
**Double-Doubles:** None

## CAREER HONORS

- SEC Freshman of the Week (11/13/23)
- 2023 McDonald's High School All-American

## 2023-24 GAME-BY-GAME STATISTICS

Opponent	GS	Min.	FG-A	3FG-A	FT-A	O-D-T	PF	A	TO	BLK	STL	PTS
vs. Baylor		26	6-15	4-8	3-5	0-3-3	0	6	3	1	0	19
SE Louisiana		22	4-10	3-8	0-0	0-0-0	2	3	0	0	0	11
vs. Notre Dame	*	22	5-9	4-5	1-1	1-0-1	1	5	2	0	0	15
vs. St. Bonaventure*		24	2-10	2-7	2-2	0-0-0	2	3	2	0	0	8
Alabama A&M	*	22	3-9	2-7	5-7	0-1-1	1	2	0	0	0	13
Virginia Tech												
at App State												
vs. Indiana												
vs. UNC Asheville												
USC												
Alabama State												
Chattanooga												
Penn												
at Arkansas												
Texas A&M												
LSU												
at Vanderbilt												
Ole Miss												
at Alabama												
at Mississippi St.												
Vanderbilt												
at Ole Miss												
Alabama												
at Florida												
South Carolina												
Kentucky												
at Georgia												
at Tennessee												
Mississippi State												
at Missouri												
Georgia												

## HOLLOWAY'S CAREER STATISTICS

SEASON	TEAM	GP-GS	MIN/AVG	Field Goals		3-Point		F-Throws		Rebounds				Scoring						
				FG-FGA	FG%	3FG-3FGA	3FG%	FT-FTA	FT%	OFF	DEF	TOT	AVG	PF-FO	A	TO	BLK	STL	PTS	AVG
2023-24	AUB	5-3	116/23.3	20-53	.377	15-35	.429	11-15	.733	1	4	5	1.0	6-0	19	7	1	0	66	13.2
<b>TOTAL</b>		<b>5-3</b>	<b>116/23.3</b>	<b>20-53</b>	<b>.377</b>	<b>15-35</b>	<b>.429</b>	<b>11-15</b>	<b>.733</b>	<b>1</b>	<b>4</b>	<b>5</b>	<b>1.0</b>	<b>6-0</b>	<b>19</b>	<b>7</b>	<b>1</b>	<b>0</b>	<b>66</b>	<b>13.2</b>

2

# JAYLIN WILLIAMS

F | 6-8 | 245 | Gr.  
Nahunta, Ga.  
(Brantley County HS)



## SEASON SUPERLATIVES

**Points:** 11 vs. St. Bonaventure (11/17/23), vs. Notre Dame (11/16/23)  
**Field Goals Made:** 5 vs. Notre Dame (11/16/23)  
**Field Goals Attempted:** 9 vs. Notre Dame (11/16/23)  
**3-Point Field Goals Made:** 2 vs. Southeastern Louisiana (11/10/23)  
**3-Point Field Goals Attempted:** 5 vs. Southeastern Louisiana (11/10/23)  
**Free Throws Made:** 3 vs. St. Bonaventure (11/17/23), vs. Southeastern Louisiana (11/10/23)  
**Free Throws Attempted:** 4 vs. Southeastern Louisiana (11/10/23)  
**Rebounds:** 10 vs. St. Bonaventure (11/17/23)  
**Assists:** 2 vs. Notre Dame (11/16/23), vs. Southeastern Louisiana (11/10/23)  
**Blocks:** 2 vs. Notre Dame (11/16/23), vs. Southeastern Louisiana (11/10/23)  
**Steals:** 3 vs. Alabama A&M (11/21/23)  
**Minutes Played:** 26 vs. Baylor (11/7/23)  
**Double-Figure Games:** 3  
**20-Point Games:** None  
**10-Rebound Games:** 1  
**5-Steal Games:** None  
**Double-Doubles:** 1  
**Dunks:** 4

## CAREER SUPERLATIVES

**Points:** 24 at Ole Miss (1/6/21)  
**Field Goals Made:** 9 vs. Georgia (2/2/21)  
**Field Goals Attempted:** 15 vs. Mississippi State (1/14/23)  
**3-Point Field Goals Made:** 6 at Ole Miss (1/6/21)  
**3-Point Field Goals Attempted:** 10 at Ole Miss (1/6/21)  
**Free Throws Made:** 8 vs. Tennessee (2/27/21)  
**Free Throws Attempted:** 10 vs. Tennessee (2/27/21)  
**Rebounds:** 11 vs. Texas A&M (2/12/22), vs. Saint Joseph's (11/26/20)  
**Assists:** 8 vs. Memphis (12/12/20)  
**Blocks:** 5 at Georgia (1/13/21)  
**Steals:** 4 vs. Texas Southern (11/18/22)  
**Minutes Played:** 37 vs. Saint Joseph's (11/26/20)  
**Double-Figure Games:** 45  
**20-Point Games:** 4  
**10-Rebound Games:** 4  
**Double-Doubles:** 2  
**Dunks:** 49

## CAREER HONORS

- 2023 Legends Classic All-Tournament Team
- Three-Time SEC Academic Honor Roll (2020-21, 2021-22 and 2022-23)
- 2022-23 SEC Community Service Team
- 2022 Cancun Challenge Tournament MVP (Riviera Division)
- 2022 Cancun Challenge All-Tournament Team (Riviera Division)

## 2023-24 GAME-BY-GAME STATISTICS

Opponent	GS	Min.	FG-A	3FG-A	FT-A	O-D-T	PF	A	TO	BLK	STL	PTS
vs. Baylor	*	26	2-6	0-1	0-0	2-4-6	1	1	2	1	0	4
SE Louisiana	*	21	2-7	2-5	3-4	2-1-3	1	2	1	2	1	9
vs. Notre Dame	*	22	5-9	1-3	0-0	1-6-7	0	2	1	2	0	11
vs. St. Bonaventure*		22	4-6	0-1	3-3	3-7-10	2	1	2	0	1	11
Alabama A&M	*	18	3-4	1-2	3-4	1-5-6	0	1	0	1	3	10
Virginia Tech												
at App State												
vs. Indiana												
vs. UNC Asheville												
USC												
Alabama State												
Chattanooga												
Penn												
at Arkansas												
Texas A&M												
LSU												
at Vanderbilt												
Ole Miss												
at Alabama												
at Mississippi St.												
Vanderbilt												
at Ole Miss												
Alabama												
at Florida												
South Carolina												
Kentucky												
at Georgia												
at Tennessee												
Mississippi State												
at Missouri												
Georgia												

## WILLIAMS' CAREER STATISTICS

SEASON	TEAM	GP-GS	MIN/AVG	Field Goals		3-Point		F-Throws		Rebounds				Scoring						
				FG-FGA	FG%	3FG-3FGA	3FG%	FT-FTA	FT%	OFF	DEF	TOT	AVG	PF-FO	A	TO	BLK	STL	PTS	AVG
2019-20	AUB	14-0	100/7.1	15-28	.536	1-9	.111	3-3	1.000	8	17	25	1.8	12-0	6	6	5	6	34	2.4
2020-21	AUB	27-27	713/26.4	116-224	.518	32-94	.340	31-49	.633	36	91	127	4.7	66-0	54	49	39	18	295	10.9
2021-22	AUB	33-0	462/14.0	72-151	.477	15-51	.294	27-33	.818	33	55	88	2.7	57-1	27	30	16	8	186	5.6
2022-23	AUB	33-33	918/27.8	136-292	.466	40-113	.354	56-73	.767	41	113	154	4.7	78-2	74	39	25	35	368	11.2
2023-24	AUB	5-5	111/22.2	16-32	.500	4-12	.333	9-11	.818	9	23	32	6.4	4-0	7	6	6	5	45	9.0
<b>TOTAL</b>		<b>112-65</b>	<b>2304/20.6</b>	<b>355-727</b>	<b>.488</b>	<b>92-279</b>	<b>.330</b>	<b>126-169</b>	<b>.746</b>	<b>127</b>	<b>299</b>	<b>426</b>	<b>3.8</b>	<b>217-3</b>	<b>168</b>	<b>130</b>	<b>91</b>	<b>72</b>	<b>928</b>	<b>8.3</b>

3

## TRE DONALDSON

G | 6-3 | 210 | So.

Tallahassee, Fla.

(Florida State Univ. School)



## SEASON SUPERLATIVES

**Points:** 10 vs. Notre Dame (11/16/23)  
**Field Goals Made:** 4 vs. Notre Dame (11/16/23)  
**Field Goals Attempted:** 6 vs. Notre Dame (11/16/23)  
**3-Point Field Goals Made:** 2 vs. Notre Dame (11/16/23)  
**3-Point Field Goals Attempted:** 4 vs. Notre Dame (11/16/23)  
**Free Throws Made:** 2 vs. Alabama A&M (11/21/23), vs. Baylor (11/7/23)  
**Free Throws Attempted:** 2 vs. Alabama A&M (11/21/23), vs. Baylor (11/7/23)  
**Rebounds:** 3 (three times)  
**Assists:** 5 vs. Notre Dame (11/16/23)  
**Blocks:** None  
**Steals:** 1 vs. Notre Dame (11/16/23)  
**Minutes Played:** 21 vs. Alabama A&M (11/21/23)  
**Double-Figure Games:** 1  
**20-Point Games:** None  
**10-Rebound Games:** None  
**5-Steal Games:** None  
**Double-Doubles:** None  
**Dunks:** None

## CAREER SUPERLATIVES

**Points:** 12 at USC (12/18/22)  
**Field Goals Made:** 4 vs. Notre Dame (11/16/23), at USC (12/18/22)  
**Field Goals Attempted:** 8 at USC (12/18/22)  
**3-Point Field Goals Made:** 3 vs. Iowa (3/16/23)  
**3-Point Field Goals Attempted:** 4 vs. Notre Dame (11/16/23), at USC (12/18/22)  
**Free Throws Made:** 2 (five times)  
**Free Throws Attempted:** 3 at USC (12/18/22)  
**Rebounds:** 5 vs. Winthrop (11/15/22)  
**Assists:** 7 at Washington (12/21/22)  
**Blocks:** 1 vs. Houston (3/18/23)  
**Steals:** 4 at USC (12/18/22)  
**Minutes Played:** 18 at Washington (12/21/22), vs. Georgia State (12/14/22)  
**Double-Figure Games:** 3  
**20-Point Games:** None  
**10-Rebound Games:** None  
**Double-Doubles:** None  
**Dunks:** 2

## CAREER HONORS

- 2022-23 First-Year SEC Academic Honor Roll

## 2023-24 GAME-BY-GAME STATISTICS

Opponent	GS	Min.	FG-A	3FG-A	FT-A	O-D-T	PF	A	TO	BLK	STL	PTS
vs. Baylor	*	14	2-3	0-1	2-2	0-3-3	4	1	4	0	0	6
SE Louisiana	*	18	1-4	1-2	0-0	0-3-3	2	4	1	0	0	3
vs. Notre Dame		16	4-6	2-4	0-0	0-1-1	2	5	0	0	1	10
vs. St. Bonaventure		16	1-2	1-2	0-0	0-0-0	0	3	3	0	0	3
Alabama A&M	*	21	2-5	0-1	2-2	1-2-3	1	3	3	0	0	6
Virginia Tech												
at App State												
vs. Indiana												
vs. UNC Asheville												
USC												
Alabama State												
Chattanooga												
Penn												
at Arkansas												
Texas A&M												
LSU												
at Vanderbilt												
Ole Miss												
at Alabama												
at Mississippi St.												
Vanderbilt												
at Ole Miss												
Alabama												
at Florida												
South Carolina												
Kentucky												
at Georgia												
at Tennessee												
Mississippi State												
at Missouri												
Georgia												

## DONALDSON'S CAREER STATISTICS

SEASON	TEAM	GP-GS	MIN/AVG	Field Goals			3-Point		F-Throws		Rebounds				Scoring					
				FG-FGA	FG%	3FG-3FGA	3FG%	FT-FTA	FT%	OFF	DEF	TOT	AVG	PF-FO	A	TO	BLK	STL	PTS	AVG
2022-23	AUB	32-0	337/10.5	28-73	.384	13-32	.406	11-20	.550	3	43	46	1.4	32-1	39	19	1	21	80	2.5
2023-24	AUB	5-3	86/17.1	10-20	.500	4-10	.400	4-4	1.000	1	9	10	2.0	9-0	16	11	0	1	28	5.6
<b>TOTAL</b>		<b>37-3</b>	<b>422/11.4</b>	<b>38-93</b>	<b>.409</b>	<b>17-42</b>	<b>.405</b>	<b>15-24</b>	<b>.625</b>	<b>4</b>	<b>52</b>	<b>56</b>	<b>1.5</b>	<b>41-1</b>	<b>55</b>	<b>30</b>	<b>1</b>	<b>22</b>	<b>108</b>	<b>2.9</b>

4

# JOHNI BROOME

F/C | 6-10 | 240 | Jr.  
Plant City, Fla.  
(Morehead State)



## SEASON SUPERLATIVES

**Points:** 18 vs. St. Bonaventure (11/17/23), vs. Southeastern Louisiana (11/10/23)  
**Field Goals Made:** 7 (three times)  
**Field Goals Attempted:** 12 vs. Southeastern Louisiana (11/10/23)  
**3-Point Field Goals Made:** 2 vs. Baylor (11/7/23)  
**3-Point Field Goals Attempted:** 3 vs. Baylor (11/7/23)  
**Free Throws Made:** 6 vs. Baylor (11/7/23)  
**Free Throws Attempted:** 11 vs. St. Bonaventure (11/17/23)  
**Rebounds:** 11 vs. Southeastern Louisiana (11/10/23), vs. Baylor (11/7/23)  
**Assists:** 4 vs. Notre Dame (11/16/23)  
**Blocks:** 2 vs. Southeastern Louisiana (11/10/23)  
**Steals:** 1 vs. Alabama A&M (11/21/23), vs. Southeastern Louisiana (11/10/23)  
**Minutes Played:** 25 vs. Baylor (11/7/23)  
**Double-Figure Games:** 5  
**20-Point Games:** None  
**10-Rebound Games:** 2  
**5-Steal Games:** None  
**Double-Doubles:** 3  
**Dunks:** 3

## CAREER SUPERLATIVES

**Points:** 32 vs. Murray State (3/5/22)  
**Field Goals Made:** 13 vs. Murray State (3/5/22)  
**Field Goals Attempted:** 21 at Xavier (12/15/21)  
**3-Point Field Goals Made:** 2 (three times)  
**3-Point Field Goals Attempted:** 5 at Georgia (1/4/23)  
**Free Throws Made:** 9 vs. Presbyterian (12/6/21)  
**Free Throws Attempted:** 16 vs. Houston (3/18/23)  
**Rebounds:** 18 vs. Georgia (2/1/23), vs. Belmont (1/20/22)  
**Assists:** 5 (three times)  
**Blocks:** 12 vs. UT Martin (2/16/22)  
**Steals:** 4 vs. Colgate (12/2/22)  
**Minutes Played:** 37 at Murray State (1/29/22)  
**Double-Figure Games:** 88  
**20-Point Games:** 22  
**10-Rebound Games:** 48  
**Double-Doubles:** 48  
**Dunks:** 72

## CAREER HONORS

- 2023 Legends Classic MVP and All-Tournament Team
- 2023-24 Naismith Trophy Player of the Year Watch List
- 2023-24 Preseason All-SEC First Team (Coaches and Media)
- 2023-24 Kareem Abdul-Jabbar Center of the Year Award Watch List
- 2022-23 All-SEC Second Team
- 2022-23 USBWA All-District IV Team
- 2022 Cancun Challenge All-Tournament Team (Riviera Division)
- 2022-23 First-Year SEC Academic Honor Roll
- 2023 NABC Honors Court
- Two-Time NABC All-District 18 First Team (2020-21 and 2021-22)
- 2021-22 Ohio Valley Conference Defensive Player of the Year
- 2020-21 OVC Freshman of the Year
- Two-Time All-OVC First Team (2020-21 and 2021-22)
- Two-Time OVC All-Tournament Team (2020-21 and 2021-22)

## 2023-24 GAME-BY-GAME STATISTICS

Opponent	GS	Min.	FG-A	3FG-A	FT-A	O-D-T	PF	A	TO	BLK	STL	PTS
vs. Baylor	*	25	4-10	2-3	6-10	5-6-11	6	2	1	1	0	16
SE Louisiana	*	24	7-12	1-1	3-3	2-9-11	4	2	2	2	1	18
vs. Notre Dame	*	19	7-11	1-2	0-1	2-4-6	4	4	3	1	0	15
vs. St. Bonaventure*		21	7-11	0-2	4-11	1-4-5	3	1	2	0	0	18
Alabama A&M		21	3-7	0-2	4-6	2-3-5	2	2	2	0	1	10
Virginia Tech												
at App State												
vs. Indiana												
vs. UNC Asheville												
USC												
Alabama State												
Chattanooga												
Penn												
at Arkansas												
Texas A&M												
LSU												
at Vanderbilt												
Ole Miss												
at Alabama												
at Mississippi St.												
Vanderbilt												
at Ole Miss												
Alabama												
at Florida												
South Carolina												
Kentucky												
at Georgia												
at Tennessee												
Mississippi State												
at Missouri												
Georgia												

## BROOME'S CAREER STATISTICS

SEASON	TEAM	GP-GS	MIN/AVG	Field Goals		3-Point		F-Throws		Rebounds				Scoring						
				FG-FGA	FG%	3FG-3FGA	3FG%	FT-FTA	FT%	OFF	DEF	TOT	AVG	PF-FO	A	TO	BLK	STL	PTS	AVG
2020-21	More	30-27	776/25.9	172-302	.570	0-0	.000	68-110	.618	91	179	270	9.0	61-0	20	57	56	18	412	13.7
2021-22	More	34-34	961/28.3	244-440	.555	0-5	.000	84-132	.636	112	246	358	10.5	84-1	41	81	131	24	572	16.8
2022-23	AUB	33-33	875/26.5	194-368	.527	9-31	.290	70-125	.560	96	181	277	8.4	99-4	44	57	78	29	467	14.2
2023-24	AUB	5-4	111/22.1	28-51	.549	4-10	.400	17-31	.548	12	26	38	7.6	19-1	11	10	4	2	77	15.4
<b>TOTAL FOR AUB</b>		<b>38-37</b>	<b>985/25.9</b>	<b>222-419</b>	<b>.530</b>	<b>13-41</b>	<b>.317</b>	<b>87-156</b>	<b>.558</b>	<b>108</b>	<b>207</b>	<b>315</b>	<b>8.3</b>	<b>118-5</b>	<b>55</b>	<b>67</b>	<b>82</b>	<b>31</b>	<b>544</b>	<b>14.3</b>
<b>TOTAL</b>		<b>102-98</b>	<b>2722/26.7</b>	<b>638-1161</b>	<b>.550</b>	<b>13-46</b>	<b>.283</b>	<b>239-398</b>	<b>.601</b>	<b>311</b>	<b>632</b>	<b>943</b>	<b>9.2</b>	<b>263-6</b>	<b>116</b>	<b>205</b>	<b>269</b>	<b>73</b>	<b>1528</b>	<b>15.0</b>

5

## CHRIS MOORE

F | 6-6 | 220 | Sr.  
West Memphis, Ark.  
(West Memphis HS)

## SEASON SUPERLATIVES

**Points:** 10 vs. Notre Dame (11/16/23)  
**Field Goals Made:** 3 vs. Notre Dame (11/16/23)  
**Field Goals Attempted:** 4 vs. Notre Dame (11/16/23), vs. Baylor (11/7/23)  
**3-Point Field Goals Made:** 1 vs. Notre Dame (11/16/23)  
**3-Point Field Goals Attempted:** 1 (four times)  
**Free Throws Made:** 3 vs. Notre Dame (11/16/23)  
**Free Throws Attempted:** 4 vs. Notre Dame (11/16/23)  
**Rebounds:** 5 vs. Alabama A&M (11/21/23)  
**Assists:** 2 (three times)  
**Blocks:** 2 vs. Baylor (11/7/23)  
**Steals:** None  
**Minutes Played:** 23 vs. Alabama A&M (11/21/23), vs. Baylor (11/7/23)  
**Double-Figure Games:** 1  
**20-Point Games:** None  
**10-Rebound Games:** None  
**5-Steal Games:** None  
**Double-Doubles:** None  
**Dunks:** None

## CAREER SUPERLATIVES

**Points:** 16 vs. ULM (11/12/21)  
**Field Goals Made:** 5 at Washington (12/21/22), vs. ULM (11/12/21)  
**Field Goals Attempted:** 9 vs. ULM (11/12/21)  
**3-Point Field Goals Made:**  
 3 vs. Texas Southern (11/18/22), vs. Missouri (1/26/21)  
**3-Point Field Goals Attempted:**  
 4 vs. Georgia (2/1/23), vs. Texas Southern (11/18/22)  
**Free Throws Made:** 6 vs. ULM (11/12/21)  
**Free Throws Attempted:** 6 at USC (12/18/22), vs. ULM (11/12/21)  
**Rebounds:** 7 vs. Texas Southern (11/18/22)  
**Assists:** 4 vs. Missouri (2/14/23)  
**Blocks:** 2 vs. Baylor (11/7/23), vs. Yale (12/4/21)  
**Steals:** 3 vs. Florida (12/28/22), vs. Troy (12/19/20)  
**Minutes Played:** 25 at Alabama (3/1/23), vs. Florida (12/28/22)  
**Double-Figure Games:** 6  
**20-Point Games:** None  
**10-Rebound Games:** None  
**Double-Doubles:** None  
**Dunks:** 8

## 2023-24 GAME-BY-GAME STATISTICS

Opponent	GS	Min.	FG-A	3FG-A	FT-A	O-D-T	PF	A	TO	BLK	STL	PTS
vs. Baylor	*	23	2-4	0-0	0-0	0-2-2	4	1	0	2	0	4
SE Louisiana	*	12	1-2	0-1	0-0	1-1-2	0	1	1	1	0	2
vs. Notre Dame	*	22	3-4	1-1	3-4	3-1-4	0	2	0	0	0	10
vs. St. Bonaventure*		20	1-3	0-1	1-1	1-2-3	0	2	2	0	0	3
Alabama A&M	*	23	0-1	0-1	0-0	1-4-5	2	2	0	1	0	0
Virginia Tech												
at App State												
vs. Indiana												
vs. UNC Asheville												
USC												
Alabama State												
Chattanooga												
Penn												
at Arkansas												
Texas A&M												
LSU												
at Vanderbilt												
Ole Miss												
at Alabama												
at Mississippi St.												
Vanderbilt												
at Ole Miss												
Alabama												
at Florida												
South Carolina												
Kentucky												
at Georgia												
at Tennessee												
Mississippi State												
at Missouri												
Georgia												

## MOORE'S CAREER STATISTICS

SEASON	TEAM	GP-GS	MIN/AVG	Field Goals		3-Point		F-Throws		Rebounds				Scoring						
				FG-FGA	FG%	3FG-3FGA	3FG%	FT-FTA	FT%	OFF	DEF	TOT	AVG	PF-FO	A	TO	BLK	STL	PTS	AVG
2020-21	AUB	25-0	281/11.3	27-48	.563	6-15	.400	11-19	.579	28	23	51	2.0	28-0	12	18	6	8	71	2.8
2021-22	AUB	25-0	185/7.4	16-37	.432	0-5	.000	10-15	.667	20	15	35	1.4	19-0	6	15	4	8	42	1.7
2022-23	AUB	31-16	448/14.5	37-75	.493	9-22	.409	25-35	.714	36	30	66	2.1	47-0	19	21	9	15	108	3.5
2023-24	AUB	5-5	102/20.4	7-14	.500	1-4	.250	4-5	.800	6	10	16	3.2	6-0	8	3	4	0	19	3.8
<b>TOTAL</b>		<b>86-21</b>	<b>1017/11.8</b>	<b>87-174</b>	<b>.500</b>	<b>16-46</b>	<b>.348</b>	<b>50-74</b>	<b>.676</b>	<b>90</b>	<b>78</b>	<b>168</b>	<b>2.0</b>	<b>100-0</b>	<b>45</b>	<b>57</b>	<b>23</b>	<b>31</b>	<b>240</b>	<b>2.8</b>

# 10

## CHAD BAKER-MAZARA

G/F | 6-7 | 180 | Jr.

Santo Domingo, Dominican Republic  
(NW Florida State College)



### SEASON SUPERLATIVES

**Points:** 12 vs. Southeastern Louisiana (11/10/23)  
**Field Goals Made:** 3 vs. Southeastern Louisiana (11/10/23)  
**Field Goals Attempted:** 6 vs. Southeastern Louisiana (11/10/23)  
**3-Point Field Goals Made:** 1 (three times)  
**3-Point Field Goals Attempted:**  
 3 vs. Alabama A&M (11/21/23), vs. Southeastern Louisiana (11/10/23)  
**Free Throws Made:** 5 vs. Southeastern Louisiana (11/10/23)  
**Free Throws Attempted:** 6 vs. Southeastern Louisiana (11/10/23)  
**Rebounds:** 6 vs. Southeastern Louisiana (11/10/23)  
**Assists:** 6 vs. Alabama A&M (11/21/23)  
**Blocks:** 1 vs. St. Bonaventure (11/17/23), vs. Notre Dame (11/16/23)  
**Steals:** 2 vs. Baylor (11/7/23)  
**Minutes Played:** 23 vs. Southeastern Louisiana (11/10/23)  
**Double-Figure Games:** 1  
**20-Point Games:** None  
**10-Rebound Games:** None  
**5-Steal Games:** None  
**Double-Doubles:** None  
**Dunks:** 1

### CAREER SUPERLATIVES

**Points:** 23 at Fordham (1/27/21)  
**Field Goals Made:** 8 at Fordham (1/27/21)  
**Field Goals Attempted:** 15 at Fordham (1/27/21)  
**3-Point Field Goals Made:** 7 at Fordham (1/27/21)  
**3-Point Field Goals Attempted:** 11 at Fordham (1/27/21)  
**Free Throws Made:** 8 vs. Rhode Island (2/27/21)  
**Free Throws Attempted:** 9 vs. Rhode Island (2/27/21)  
**Rebounds:** 6 (three times)  
**Assists:** 6 vs. Alabama A&M (11/21/23)  
**Blocks:** 3 vs. Rhode Island (2/27/21)  
**Steals:** 3 (five times)  
**Minutes Played:** 34 vs. Rhode Island (1/20/21)  
**Double-Figure Games:** 13  
**20-Point Games:** 3  
**10-Rebound Games:** None  
**Double-Doubles:** None  
**Dunks:** 14

### CAREER HONORS

- 2023 NJCAA Region 8 Most Outstanding Player
- 2023 NJCAA Region 8 All-Tournament Team
- 2023 All-Panhandle Conference First Team
- 2021-22 Mountain West Conference Sixth Man of the Year

### 2023-24 GAME-BY-GAME STATISTICS

Opponent	GS	Min.	FG-A	3FG-A	FT-A	O-D-T	PF	A	TO	BLK	STL	PTS
vs. Baylor	12		2-4	0-0	3-3	2-0-2	4	0	1	0	2	7
SE Louisiana	23		3-6	1-3	5-6	0-6-6	3	1	0	0	1	12
vs. Notre Dame	18		2-3	0-1	2-3	0-2-2	0	1	1	1	1	6
vs. St. Bonaventure	20		2-4	1-2	0-0	2-1-3	3	2	0	1	0	5
Alabama A&M	20		1-4	1-3	3-4	1-3-4	2	6	1	0	1	6
Virginia Tech												
at App State												
vs. Indiana												
vs. UNC Asheville												
USC												
Alabama State												
Chattanooga												
Penn												
at Arkansas												
Texas A&M												
LSU												
at Vanderbilt												
Ole Miss												
at Alabama												
at Mississippi St.												
Vanderbilt												
at Ole Miss												
Alabama												
at Florida												
South Carolina												
Kentucky												
at Georgia												
at Tennessee												
Mississippi State												
at Missouri												
Georgia												

### BAKER-MAZARA'S CAREER STATISTICS

SEASON	TEAM	GP-GS	MIN/AVG	Field Goals		3-Point		F-Throws		Rebounds				Scoring						
				FG-FGA	FG%	3FG-3FGA	3FG%	FT-FTA	FT%	OFF	DEF	TOT	AVG	PF-FO	A	TO	BLK	STL	PTS	AVG
2020-21	DU	15-13	364/24.3	46-105	.438	25-60	.417	26-32	.813	10	33	43	2.9	45-4	17	13	13	15	143	9.5
2021-22	SDSU	31-0	399/12.9	66-157	.420	22-56	.393	44-49	.898	9	54	63	2.0	45-0	18	23	14	21	198	6.4
2023-24	AUB	5-0	95/18.9	10-21	.476	3-9	.333	13-16	.813	5	12	17	3.4	12-0	10	3	2	5	36	7.2
<b>TOTAL FOR AUB</b>		<b>5-0</b>	<b>95/18.9</b>	<b>10-21</b>	<b>.476</b>	<b>3-9</b>	<b>.333</b>	<b>13-16</b>	<b>.813</b>	<b>5</b>	<b>12</b>	<b>17</b>	<b>3.4</b>	<b>12-0</b>	<b>10</b>	<b>3</b>	<b>2</b>	<b>5</b>	<b>36</b>	<b>7.2</b>
<b>TOTAL</b>		<b>51-13</b>	<b>858/16.8</b>	<b>122-283</b>	<b>.431</b>	<b>50-125</b>	<b>.400</b>	<b>83-97</b>	<b>.856</b>	<b>24</b>	<b>99</b>	<b>123</b>	<b>2.4</b>	<b>102-4</b>	<b>45</b>	<b>39</b>	<b>29</b>	<b>41</b>	<b>377</b>	<b>7.4</b>



# 12

## DENVER JONES

G | 6-4 | 205 | Jr.  
New Market, Ala.  
(FIU)



### SEASON SUPERLATIVES

**Points:** 13 vs. Baylor (11/7/23)  
**Field Goals Made:** 4 vs. Baylor (11/7/23)  
**Field Goals Attempted:** 10 vs. Baylor (11/7/23)  
**3-Point FG Made:** 3 vs. St. Bonaventure (11/17/23), vs. Baylor (11/7/23)  
**3-Point Field Goals Attempted:** 5 vs. Baylor (11/7/23)  
**Free Throws Made:**  
 3 vs. St. Bonaventure (11/17/23), vs. SE Louisiana (11/10/23)  
**Free Throws Att.:** vs. St. Bonaventure (11/17/23), 4 vs. SE Louisiana (11/10/23)  
**Rebounds:** 2 (four times)  
**Assists:** 4 vs. Southeastern Louisiana (11/10/23)  
**Blocks:** None  
**Steals:** 1 (three times)  
**Minutes Played:** 24 vs. Baylor (11/7/23)  
**Double-Figure Games:** 2  
**20-Point Games:** None  
**10-Rebound Games:** None  
**5-Steal Games:** None  
**Double-Doubles:** None  
**Dunks:** None

### CAREER SUPERLATIVES

**Points:** 30 at Rice (3/4/23)  
**Field Goals Made:** 10 (three times)  
**Field Goals Attempted:** 23 vs. Louisiana Tech (3/8/23)  
**3-Point Field Goals Made:** 7 vs. Southern Miss (2/3/22)  
**3-Point Field Goals Attempted:** 11 at UTSA (1/21/23)  
**Free Throws Made:** 11 vs. UAB (1/7/23)  
**Free Throws Attempted:** 12 vs. Rice (2/19/22)  
**Rebounds:** 13 at Eastern Michigan (12/11/21)  
**Assists:** 6 (three times)  
**Blocks:** 1 (three times)  
**Steals:** 4 (six times)  
**Minutes Played:** 47 at Eastern Michigan (12/11/21)  
**Double-Figure Games:** 48  
**30-Point Games:** 1  
**20-Point Games:** 19  
**10-Rebound Games:** 1  
**Double-Doubles:** 1

### CAREER HONORS

- 2022-23 All-Conference USA First Team
- Conference USA Freshman of the Week (Dec. 13, 2021)
- 2020-21 Jayhawk Conference Freshman of the Year
- 2020-21 NJCAA All-Region 6 Second Team
- 2020-21 All-Jayhawk Conference First Team

### 2023-24 GAME-BY-GAME STATISTICS

Opponent	GS	Min.	FG-A	3FG-A	FT-A	O-D-T	PF	A	TO	BLK	STL	PTS
vs. Baylor	*	24	4-10	3-5	2-2	0-1-1	2	2	2	0	1	13
SE Louisiana	*	22	2-5	1-3	3-4	0-2-2	1	4	2	0	0	8
vs. Notre Dame	*	18	1-5	0-2	0-0	0-2-2	0	1	1	0	1	2
vs. St. Bonaventure*	21	3-4	3-3	3-4	1-1-2	0	3	0	0	0	12	
Alabama A&M	17	3-6	1-4	1-1	0-2-2	2	0	1	0	1	8	
Virginia Tech												
at App State												
vs. Indiana												
vs. UNC Asheville												
USC												
Alabama State												
Chattanooga												
Penn												
at Arkansas												
Texas A&M												
LSU												
at Vanderbilt												
Ole Miss												
at Alabama												
at Mississippi St.												
Vanderbilt												
at Ole Miss												
Alabama												
at Florida												
South Carolina												
Kentucky												
at Georgia												
at Tennessee												
Mississippi State												
at Missouri												
Georgia												

### JONES' CAREER STATISTICS

SEASON	TEAM	GP-GS	MIN/AVG	Field Goals			3-Point		F-Throws		Rebounds				Scoring					
				FG-FGA	FG%	3FG-3FGA	3FG%	FT-FTA	FT%	OFF	DEF	TOT	AVG	PF-FO	A	TO	BLK	STL	PTS	AVG
2021-22	FIU	31-7	832/26.8	114-294	.388	49-142	.345	112-125	.896	22	93	115	3.7	45-0	71	52	2	28	389	12.5
2022-23	FIU	28-28	935/33.4	187-391	.478	59-159	.371	131-155	.845	25	82	107	3.8	45-1	56	90	1	49	564	20.1
2023-24	AUB	5-4	103/20.5	13-30	.433	8-17	.471	9-11	.818	1	8	9	1.8	5-0	10	6	0	3	43	8.6
<b>TOTAL FOR AUB</b>		<b>5-4</b>	<b>103/20.5</b>	<b>13-30</b>	<b>.433</b>	<b>8-17</b>	<b>.471</b>	<b>9-11</b>	<b>.818</b>	<b>1</b>	<b>8</b>	<b>9</b>	<b>1.8</b>	<b>5-0</b>	<b>10</b>	<b>6</b>	<b>0</b>	<b>3</b>	<b>43</b>	<b>8.6</b>
<b>TOTAL</b>		<b>64-39</b>	<b>1870/29.2</b>	<b>314-715</b>	<b>.439</b>	<b>116-318</b>	<b>.365</b>	<b>252-291</b>	<b>.866</b>	<b>48</b>	<b>183</b>	<b>231</b>	<b>3.6</b>	<b>95-1</b>	<b>137</b>	<b>148</b>	<b>3</b>	<b>80</b>	<b>996</b>	<b>15.6</b>

# 20

## CARTER SOBERA

G | 6-5 | 210 | Sr.  
Birmingham, Ala.  
Mountain Brook HS



### SEASON SUPERLATIVES

**Points:** None  
**Field Goals Made:** None  
**Field Goals Attempted:** None  
**3-Point Field Goals Made:** None  
**3-Point Field Goals Attempted:** None  
**Free Throws Made:** None  
**Free Throws Attempted:** None  
**Rebounds:** 1 vs. Alabama A&M (11/21/23)  
**Assists:** None  
**Blocks:** None  
**Steals:** None  
**Minutes Played:** 2 vs. Alabama A&M (11/21/23)  
**Double-Figure Games:** None  
**20-Point Games:** None  
**10-Rebound Games:** None  
**5-Steal Games:** None  
**Double-Doubles:** None  
**Dunks:** None

### CAREER SUPERLATIVES

**Points:** 3 vs. Alabama (2/1/22)  
**Field Goals Made:** 1 vs. Alabama (2/1/22)  
**Field Goals Attempted:** 1 vs. Alabama (2/1/22)  
**3-Point Field Goals Made:** None  
**3-Point Field Goals Attempted:** None  
**Free Throws Made:** 1 vs. Alabama (2/1/22)  
**Free Throws Attempted:** 2 vs. Yale (12/4/21)  
**Rebounds:** 2 vs. Yale (12/4/21)  
**Assists:** None  
**Blocks:** None  
**Steals:** 1 vs. Yale (12/4/21)  
**Minutes Played:** 2 vs. Alabama A&M (11/21/23), vs. Yale (12/4/21)  
**20-Point Games:** None  
**10-Rebound Games:** None  
**Double-Doubles:** None  
**Dunks:** None

### CAREER HONORS

- 2023 NABC Honors Court
- Two-Time SEC Academic Honor Roll (2021-22 and 2022-23)

### 2023-24 GAME-BY-GAME STATISTICS

Opponent	GS	Min.	FG-A	3FG-A	FT-A	O-D-T	PF	A	TO	BLK	STL	PTS
vs. Baylor												
SE Louisiana												
vs. Notre Dame	1		0-0	0-0	0-0	0-0-0	0	0	0	0	0	0
vs. St. Bonaventure												
Alabama A&M	2		0-0	0-0	0-0	0-1-1	0	0	0	0	0	0
Virginia Tech												
at App State												
vs. Indiana												
vs. UNC Asheville												
USC												
Alabama State												
Chattanooga												
Penn												
at Arkansas												
Texas A&M												
LSU												
at Vanderbilt												
Ole Miss												
at Alabama												
at Mississippi St.												
Vanderbilt												
at Ole Miss												
Alabama												
at Florida												
South Carolina												
Kentucky												
at Georgia												
at Tennessee												
Mississippi State												
at Missouri												
Georgia												

### SOBERA'S CAREER STATISTICS

SEASON	TEAM	GP-GS	MIN/AVG	Field Goals		3-Point		F-Throws		Rebounds				Scoring						
				FG-FGA	FG%	3FG-3FGA	3FG%	FT-FTA	FT%	OFF	DEF	TOT	AVG	PF-FO	A	TO	BLK	STL	PTS	AVG
2021-22	AUB	4-0	6/1.6	1-1	1.000	0-0	.000	1-3	.333	0	4	4	1.0	1-0	0	1	0	1	3	0.8
2022-23	AUB	3-0	2/0.6	0-0	.000	0-0	.000	0-0	.000	0	0	0	0.0	0-0	0	0	0	0	0	0.0
2023-24	AUB	2-0	3/1.3	0-0	.000	0-0	.000	0-0	.000	0	1	1	0.5	0-0	0	0	0	0	0	0.0
<b>TOTAL</b>		<b>9-0</b>	<b>11/1.2</b>	<b>1-1</b>	<b>1.000</b>	<b>0-0</b>	<b>.000</b>	<b>1-3</b>	<b>.333</b>	<b>0</b>	<b>5</b>	<b>5</b>	<b>0.6</b>	<b>1-0</b>	<b>0</b>	<b>1</b>	<b>0</b>	<b>1</b>	<b>3</b>	<b>0.3</b>

23

**ADDARIN SCOTT**

F | 6-9 | 207 | Jr.  
Dallas, Texas  
(Navarro College)



**SEASON SUPERLATIVES**

**Points:** 2 vs. Alabama A&M (11/21/23)  
**Field Goals Made:** None  
**Field Goals Attempted:** None  
**3-Point Field Goals Made:** None  
**3-Point Field Goals Attempted:** None  
**Free Throws Made:** 2 vs. Alabama A&M (11/21/23)  
**Free Throws Attempted:** 2 vs. Alabama A&M (11/21/23)  
**Rebounds:** None  
**Assists:** None  
**Blocks:** None  
**Steals:** None  
**Minutes Played:** 2 vs. Alabama A&M (11/21/23)  
**Double-Figure Games:** None  
**20-Point Games:** None  
**10-Rebound Games:** None  
**5-Steal Games:** None  
**Double-Doubles:** None  
**Dunks:** None

**CAREER SUPERLATIVES**

**Points:** 2 vs. Alabama A&M (11/21/23)  
**Field Goals Made:** None  
**Field Goals Attempted:** None  
**3-Point Field Goals Made:** None  
**3-Point Field Goals Attempted:** None  
**Free Throws Made:** 2 vs. Alabama A&M (11/21/23)  
**Free Throws Attempted:** 2 vs. Alabama A&M (11/21/23)  
**Rebounds:** None  
**Assists:** None  
**Blocks:** None  
**Steals:** None  
**Minutes Played:** 2 vs. Alabama A&M (11/21/23)  
**Double-Figure Games:** None  
**20-Point Games:** None  
**10-Rebound Games:** None  
**5-Steal Games:** None  
**Double-Doubles:** None  
**Dunks:** None

**2023-24 GAME-BY-GAME STATISTICS**


Opponent	GS	Min.	FG-A	3FG-A	FT-A	O-D-T	PF	A	TO	BLK	STL	PTS
vs. Baylor		DNP										
SE Louisiana		DNP										
vs. Notre Dame	1		0-0	0-0	0-0	0-0-0	0	0	0	0	0	0
vs. St. Bonaventure		DNP										
Alabama A&M	2		0-0	0-0	2-2	2-0-2	1	0	1	0	0	2
Virginia Tech												
at App State												
vs. Indiana												
vs. UNC Asheville												
USC												
Alabama State												
Chattanooga												
Penn												
at Arkansas												
Texas A&M												
LSU												
at Vanderbilt												
Ole Miss												
at Alabama												
at Mississippi St.												
Vanderbilt												
at Ole Miss												
Alabama												
at Florida												
South Carolina												
Kentucky												
at Georgia												
at Tennessee												
Mississippi State												
at Missouri												
Georgia												

**SCOTT'S CAREER STATISTICS**

SEASON	TEAM	GP-GS		Field Goals			3-Point		F-Throws		Rebounds				Scoring											
		GP	GS	MIN	AVG	FG	FGA	FG%	3FG	3FGA	3FG%	FT	FTA	FT%	OFF	DEF	TOT	AVG	PF	FO	A	TO	BLK	STL	PTS	AVG
2023-24	AUB	2	0	3	1.5	0	3	.000	0	0	.000	2	2	1.000	0	0	0	0.0	0	0	0	0	0	0	2	1.0
<b>TOTAL</b>		<b>2</b>	<b>0</b>	<b>3</b>	<b>1.5</b>	<b>0</b>	<b>3</b>	<b>.000</b>	<b>0</b>	<b>0</b>	<b>.000</b>	<b>2</b>	<b>2</b>	<b>1.000</b>	<b>0</b>	<b>0</b>	<b>0</b>	<b>0.0</b>	<b>0</b>	<b>0</b>	<b>0</b>	<b>0</b>	<b>0</b>	<b>0</b>	<b>2</b>	<b>1.0</b>

# 24

**LIOR BERMAN**  
 G | 6-4 | 210 | Gr.  
 Birmingham, Ala.  
 (Mountain Brook HS)



### SEASON SUPERLATIVES

**Points:** None  
**Field Goals Made:** None  
**Field Goals Attempted:** 1 vs. Southeastern Louisiana (11/10/23)  
**3-Point Field Goals Made:** None  
**3-Point Field Goals Attempted:** 1 vs. Southeastern Louisiana (11/10/23)  
**Free Throws Made:** None  
**Free Throws Attempted:** 2 vs. Alabama A&M (11/21/23)  
**Rebounds:** 3 vs. Notre Dame (11/16/23)  
**Assists:** None  
**Blocks:** 1 vs. Alabama A&M (11/21/23)  
**Steals:** None  
**Minutes Played:** 6 vs. Alabama A&M (11/21/23)  
**Double-Figure Games:** None  
**20-Point Games:** None  
**10-Rebound Games:** None  
**5-Steal Games:** None  
**Double-Doubles:** None  
**Dunks:** None

### CAREER SUPERLATIVES

**Points:** 8 (four times)  
**Field Goals Made:** 3 (four times)  
**Field Goals Attempted:** 6 vs. Nebraska (12/11/21)  
**3-Point Field Goals Made:** 2 (six times)  
**3-Point Field Goals Attempted:** 4 (three times)  
**Free Throws Made:** 1 (four times)  
**Free Throws Attempted:** 2 (three times)  
**Rebounds:** 4 vs. Texas A&M (1/25/23), vs. North Alabama (12/14/21)  
**Assists:** 1 (nine times)  
**Blocks:** 1 vs. Alabama A&M (11/21/23), vs. North Alabama (12/14/21)  
**Steals:** 1 (13 times)  
**Minutes Played:** 19 vs. Nebraska (12/11/21)  
**Double-Figure Games:** None  
**20-Point Games:** None  
**10-Rebound Games:** None  
**Double-Doubles:** None  
**Dunks:** 1

### CAREER HONORS

- Three-Time SEC Academic Honor Roll (2020-21, 2021-22 and 2022-23)
- 2022 CSC Academic All-District Team
- Three-Time NABC Honors Court (2021, 2022 and 2023)
- 2019-20 First-Year SEC Academic Honor Roll

### 2023-24 GAME-BY-GAME STATISTICS

Opponent	GS	Min.	FG-A	3FG-A	FT-A	O-D-T	PF	A	TO	BLK	STL	PTS
vs. Baylor	4	0-0	0-0	0-0	0-0	0-0-0	1	0	0	0	0	0
SE Louisiana	2	0-1	0-1	0-0	0-0-0	0	0	0	0	0	0	0
vs. Notre Dame	5	0-0	0-0	0-0	1-2-3	2	0	0	0	0	0	0
vs. St. Bonaventure	DNP											
Alabama A&M	6	0-0	0-0	0-2	0-1-1	0	0	0	1	0	0	
Virginia Tech												
at App State												
vs. Indiana												
vs. UNC Asheville												
USC												
Alabama State												
Chattanooga												
Penn												
at Arkansas												
Texas A&M												
LSU												
at Vanderbilt												
Ole Miss												
at Alabama												
at Mississippi St.												
Vanderbilt												
at Ole Miss												
Alabama												
at Florida												
South Carolina												
Kentucky												
at Georgia												
at Tennessee												
Mississippi State												
at Missouri												
Georgia												

### BERMAN'S CAREER STATISTICS

SEASON	TEAM	GP-GS	MIN/AVG	Field Goals		3-Point		F-Throws		Rebounds				Scoring							
				FG-FGA	FG%	3FG-3FGA	3FG%	FT-FTA	FT%	OFF	DEF	TOT	AVG	PF-FO	A	TO	BLK	STL	PTS	AVG	
2019-20	AUB	2-0	3/1.4	0-1	.000	0-0	.000	0-0	.000	0	0	0	0.0	0-0	0	0	0	0	0	0	0
2020-21	AUB	11-0	29/2.7	4-12	.333	4-11	.364	1-1	1.000	0	2	2	0.2	1-0	0	0	0	0	13	1.2	
2021-22	AUB	20-0	166/8.3	16-40	.400	8-17	.471	0-1	.000	8	6	14	0.7	18-0	6	3	1	5	40	2.0	
2022-23	AUB	25-0	236/9.4	20-49	.408	11-31	.355	3-5	.600	12	17	29	1.2	31-0	3	8	0	8	54	2.2	
2023-24	AUB	4-0	19/4.8	0-1	.000	0-1	.000	0-2	.000	1	3	4	1.0	3-0	0	0	1	0	0	0.0	
<b>TOTAL</b>		<b>62-0</b>	<b>452/7.3</b>	<b>40-103</b>	<b>.388</b>	<b>23-60</b>	<b>.383</b>	<b>4-9</b>	<b>.444</b>	<b>21</b>	<b>28</b>	<b>49</b>	<b>0.8</b>	<b>53-0</b>	<b>9</b>	<b>11</b>	<b>2</b>	<b>13</b>	<b>107</b>	<b>1.7</b>	

# 31

## CHANEY JOHNSON

F | 6-7 | 220 | Jr.  
Alabaster, Ala.  
(UAH)



### SEASON SUPERLATIVES

**Points:** 15 vs. Alabama A&M (11/21/23)  
**Field Goals Made:** 6 vs. Alabama A&M (11/21/23)  
**Field Goals Attempted:** 11 vs. Southeastern Louisiana (11/10/23)  
**3-Point Field Goals Made:** None  
**3-Point Field Goals Attempted:** 3 vs. Southeastern Louisiana (11/10/23)  
**Free Throws Made:** 3 vs. Alabama A&M (11/21/23)  
**Free Throws Attempted:** 4 vs. Alabama A&M (11/21/23)  
**Rebounds:** 11 vs. Southeastern Louisiana (11/10/23)  
**Assists:** 1 (three times)  
**Blocks:** 1 vs. Alabama A&M (11/21/23), vs. Southeastern Louisiana (11/10/23)  
**Steals:** 2 vs. Alabama A&M (11/21/23), vs. St. Bonaventure (11/17/23)  
**Minutes Played:** 19 vs. St. Bonaventure (11/17/23)  
**Double-Figure Games:** 1  
**20-Point Games:** None  
**10-Rebound Games:** 1  
**5-Steal Games:** None  
**Double-Doubles:** None  
**Dunks:** 3

### CAREER HONORS

- 2023 Alabama Sports Writers Association Small College Athlete of the Year
- 2023 Gulf South Conference Player of the Year
- Two-Time NABC Division II All-District South Team (2022 and 2023)
- Two-Time All-Gulf South Conference First Team (2022 and 2023)
- Three-Time GSC Academic Honor Roll (2020-21, 2021-22, 2022-23)

### 2023-24 GAME-BY-GAME STATISTICS

Opponent	GS	Min.	FG-A	3FG-A	FT-A	O-D-T	PF	A	TO	BLK	STL	PTS
vs. Baylor	13	1-3	0-0	0-0	1-2-3	2	1	0	0	0	2	
SE Louisiana	18	2-11	0-3	0-0	7-4-11	1	1	3	1	1	4	
vs. Notre Dame	13	2-2	0-0	0-0	0-4-4	5	1	0	0	0	4	
vs. St. Bonaventure	19	0-3	0-2	0-0	0-5-5	2	0	2	0	2	0	
Alabama A&M	17	6-8	0-1	3-4	0-4-4	3	0	1	1	2	15	
Virginia Tech												
at App State												
vs. Indiana												
vs. UNC Asheville												
USC												
Alabama State												
Chattanooga												
Penn												
at Arkansas												
Texas A&M												
LSU												
at Vanderbilt												
Ole Miss												
at Alabama												
at Mississippi St.												
Vanderbilt												
at Ole Miss												
Alabama												
at Florida												
South Carolina												
Kentucky												
at Georgia												
at Tennessee												
Mississippi State												
at Missouri												
Georgia												

### CAREER SUPERLATIVES (DIVISION II and DIVISION I)

**Points:** 35 vs. Embry-Riddle (11/7/21)  
**Field Goals Made:** 13 vs. Embry-Riddle (11/7/21)  
**Field Goals Attempted:** 23 vs. Lee (2/12/22)  
**3-Point Field Goals Made:** 5 vs. Embry-Riddle (11/7/21)  
**3-Point Field Goals Attempted:** 6 vs. Embry-Riddle (11/7/21)  
**Free Throws Made:** 10 vs. Mississippi College (2/4/23)  
**Free Throws Attempted:** 14 vs. Mississippi College (2/4/23)  
**Rebounds:** 12 vs. Lee (12/2/22), vs. West Georgia (3/1/22)  
**Assists:** 6 vs. Montevallo (1/18/23)  
**Blocks:** 3 at Nova Southeastern (3/14/23), Christian Brothers (1/13/22)  
**Steals:** 4 vs. Union (3/6/22)  
**Minutes Played:** 38 at West Alabama (11/28/22)  
**Double-Figure Games:** 68  
**30-Point Games:** 1  
**20-Point Games:** 17  
**10-Rebound Games:** 7  
**Double-Doubles:** 5  
**Dunks:** 67

### JOHNSON'S CAREER STATISTICS (DIVISION II and DIVISION I)

SEASON	TEAM	GP-GS	MIN/AVG	Field Goals		3-Point		F-Throws		Rebounds				Scoring						
				FG-FGA	FG%	3FG-3FGA	3FG%	FT-FTA	FT%	OFF	DEF	TOT	AVG	PF-FO	A	TO	BLK	STL	PTS	AVG
2020-21	UAH	19-0	220/11.6	31-72	.431	11-28	.393	10-20	.500	12	25	37	1.9	31-0	4	19	2	6	83	4.4
2021-22	UAH	33-31	781/23.7	218-372	.586	32-69	.464	86-115	.748	61	126	187	5.7	100-9	39	75	22	26	554	16.8
2022-23	UAH	35-35	891/25.5	203-392	.518	24-81	.296	128-167	.766	49	182	231	6.6	69-1	55	74	18	39	558	15.9
2023-24	AUB	5-0	82/16.3	11-27	.407	0-6	.000	3-4	.750	8	19	27	5.4	13-1	3	6	2	5	25	5.0
<b>TOTAL FOR AUB</b>		<b>5-0</b>	<b>82/16.3</b>	<b>11-27</b>	<b>.407</b>	<b>0-6</b>	<b>.000</b>	<b>3-4</b>	<b>.750</b>	<b>8</b>	<b>19</b>	<b>27</b>	<b>5.4</b>	<b>13-1</b>	<b>3</b>	<b>6</b>	<b>2</b>	<b>5</b>	<b>25</b>	<b>5.0</b>
<b>TOTAL</b>		<b>92-66</b>	<b>1974/21.5</b>	<b>463-863</b>	<b>.537</b>	<b>67-184</b>	<b>.364</b>	<b>227-306</b>	<b>.742</b>	<b>130</b>	<b>352</b>	<b>482</b>	<b>5.2</b>	<b>213-11</b>	<b>101</b>	<b>174</b>	<b>44</b>	<b>76</b>	<b>1220</b>	<b>13.3</b>

44

## DYLAN CARDWELL

G | 6-11 | 255 | Sr.  
Augusta, Ga.  
(McEachern HS)

## SEASON SUPERLATIVES

**Points:** 8 vs. St. Bonaventure (11/17/23)  
**Field Goals Made:**  
 3 vs. Alabama A&M (11/21/23), vs. Southeastern Louisiana (11/10/23)  
**Field Goals Attempted:** 5 vs. Alabama A&M (11/21/23)  
**3-Point Field Goals Made:** None  
**3-Point Field Goals Attempted:** None  
**Free Throws Made:** 6 vs. St. Bonaventure (11/17/23)  
**Free Throws Attempted:** 6 vs. St. Bonaventure (11/17/23)  
**Rebounds:** 9 vs. Alabama A&M (11/21/23)  
**Assists:** 4 vs. Baylor (11/7/23)  
**Blocks:** 5 vs. Baylor (11/7/23)  
**Steals:** 2 vs. St. Bonaventure (11/16/23)  
**Minutes Played:** 17 vs. Alabama A&M (11/21/23)  
**Double-Figure Games:** None  
**20-Point Games:** None  
**10-Rebound Games:** None  
**5-Steal Games:** None  
**Double-Doubles:** None  
**Dunks:** 6

## CAREER SUPERLATIVES

**Points:** 10 vs. Ole Miss (2/6/21), vs. Yale (12/4/21)  
**Field Goals Made:** 5 vs. Ole Miss (2/6/21), vs. Yale (12/4/21)  
**Field Goals Attempted:** 8 vs. Missouri (2/14/23)  
**3-Point Field Goals Made:** 1 vs. Mississippi State (3/6/21)  
**3-Point Field Goals Attempted:** 1 (three times)  
**Free Throws Made:** 6 vs. St. Bonaventure (11/17/23), vs. Missouri (1/26/21)  
**Free Throws Attempted:** 7 vs. Missouri (1/26/21)  
**Rebounds:** 10 vs. Missouri (2/14/23)  
**Assists:** 4 vs. Baylor (11/7/23)  
**Blocks:** 5 (three times)  
**Steals:** 4 at South Carolina (1/4/22)  
**Minutes Played:** 29 vs. Ole Miss (2/6/21)  
**Double-Figure Games:** 2  
**20-Point Games:** None  
**10-Rebound Games:** 1  
**Double-Doubles:** None  
**Dunks:** 73

## CAREER HONORS

- 2022-23 CSC Academic All-District Team
- 2023 NABC Honors Court
- 2021-22 SEC Community Service Team
- Two-Time SEC Academic Honor Roll (2021-22 and 2022-23)
- 2020-21 First-Year SEC Academic Honor Roll

## 2023-24 GAME-BY-GAME STATISTICS

Opponent	GS	Min.	FG-A	3FG-A	FT-A	O-D-T	PF	A	TO	BLK	STL	PTS
vs. Baylor	14	2-3	0-0	1-3	2-2-4	4	4	0	5	1	5	
SE Louisiana	16	3-3	0-0	0-0	2-2-4	3	0	0	1	0	6	
vs. Notre Dame	15	1-2	0-0	0-0	1-0-1	2	1	4	1	2	2	
vs. St. Bonaventure	16	1-2	0-0	6-6	2-2-4	3	2	0	0	0	8	
Alabama A&M	*	17	3-5	0-0	0-0	5-4-9	0	2	3	2	1	6
Virginia Tech												
at App State												
vs. Indiana												
vs. UNC Asheville												
USC												
Alabama State												
Chattanooga												
Penn												
at Arkansas												
Texas A&M												
LSU												
at Vanderbilt												
Ole Miss												
at Alabama												
at Mississippi St.												
Vanderbilt												
at Ole Miss												
Alabama												
at Florida												
South Carolina												
Kentucky												
at Georgia												
at Tennessee												
Mississippi State												
at Missouri												
Georgia												

## CARDWELL'S CAREER STATISTICS

SEASON	TEAM	GP-GS	MIN/AVG	Field Goals		3-Point		F-Throws		Rebounds				Scoring						
				FG-FGA	FG%	3FG-3FGA	3FG%	FT-FTA	FT%	OFF	DEF	TOT	AVG	PF-FO	A	TO	BLK	STL	PTS	AVG
2020-21	AUB	27-0	409/15.1	43-61	.705	1-1	1.000	16-28	.571	49	49	98	3.6	57-1	13	41	17	12	103	3.8
2021-22	AUB	34-0	394/11.6	49-71	.690	0-1	.000	4-10	.400	53	49	102	3.0	60-0	18	9	42	18	102	3.0
2022-23	AUB	32-1	428/13.4	56-75	.747	0-1	.000	7-22	.318	54	66	120	3.8	64-0	35	20	43	9	119	3.7
2023-24	AUB	5-1	78/15.7	10-15	.667	0-0	.000	7-9	.778	12	10	22	4.4	12-0	9	7	8	4	27	5.4
<b>TOTAL</b>		<b>98-2</b>	<b>1309/13.4</b>	<b>158-222</b>	<b>.712</b>	<b>1-3</b>	<b>.333</b>	<b>34-69</b>	<b>.493</b>	<b>168</b>	<b>174</b>	<b>342</b>	<b>3.5</b>	<b>193-1</b>	<b>75</b>	<b>77</b>	<b>110</b>	<b>43</b>	<b>351</b>	<b>3.6</b>

# 2023-24 OVERALL STATISTICS

## Game Records

Record	Overall	Home	Away	Neutral
ALL GAMES	4-1	2-0	0-0	2-1
CONFERENCE	0-0	0-0	0-0	0-0
NON-CONFERENCE	4-1	2-0	0-0	2-1

## Score by Periods

Team	1st	2nd	OT	TOT
Auburn	218	194	0	412
Opponents	138	194	0	332

## Team Box Score

No.	Player	Total			3-Point		F-Throw		Rebounds				PF DQ A TO BLK STL PTS AVG									
		GP-GS	MIN	AVG	FG-FGA	FG%	3FG-3FGA	3FG%	FT-FTA	FT%	OFF	DEF	TOT	AVG	PF	DQ	A	TO	BLK	STL	PTS	AVG
4	BROOME, Johni	5-4	110:43	22.1	28-51	.549	4-10	.400	17-31	.548	12	26	38	7.6	19	1	11	10	4	2	77	15.4
1	HOLLOWAY, Aden	5-3	116:27	23.3	20-53	.377	15-35	.429	11-15	.733	1	4	5	1.0	6	0	19	7	1	0	66	13.2
2	WILLIAMS, Jaylin	5-5	110:56	22.2	16-32	.500	4-12	.333	9-11	.818	9	23	32	6.4	4	0	7	6	6	5	45	9.0
12	JONES, Denver	5-4	102:40	20.5	13-30	.433	8-17	.471	9-11	.818	1	8	9	1.8	5	0	10	6	0	3	43	8.6
0	JOHNSON, K.D.	5-0	87:58	17.6	14-31	.452	4-15	.267	10-12	.833	0	7	7	1.4	13	0	7	4	3	5	42	8.4
10	BAKER-MAZARA, Chad	5-0	94:44	18.9	10-21	.476	3-9	.333	13-16	.813	5	12	17	3.4	12	0	10	3	2	5	36	7.2
3	DONALDSON, Tre	5-3	85:43	17.1	10-20	.500	4-10	.400	4-4	1.000	1	9	10	2.0	9	0	16	11	0	1	28	5.6
44	CARDWELL, Dylan	5-1	78:29	15.7	10-15	.667	0-0	.000	7-9	.778	12	10	22	4.4	12	0	9	7	8	4	27	5.4
31	JOHNSON, Chaney	5-0	81:40	16.3	11-27	.407	0-6	.000	3-4	.750	8	19	27	5.4	13	1	3	6	2	5	25	5.0
5	MOORE, Chris	5-5	102:09	20.4	7-14	.500	1-4	.250	4-5	.800	6	10	16	3.2	6	0	8	3	4	0	19	3.8
23	SCOTT, Addarin	2-0	03:05	1.5	0-0	.000	0-0	.000	2-2	1.000	2	0	2	1.0	1	0	0	1	0	0	2	1.0
21	MUSCHALEK, Blake	2-0	03:05	1.5	0-3	.000	0-0	.000	2-2	1.000	0	0	0	0.0	0	0	0	0	0	0	2	1.0
24	BERMAN, Lior	4-0	19:04	4.8	0-1	.000	0-1	.000	0-2	.000	1	3	4	1.0	3	0	0	0	1	0	0	0.0
55	HARPER, Jalen	1-0	00:44	0.7	0-0	.000	0-0	.000	0-0	.000	0	0	0	0.0	0	0	0	0	0	0	0	0.0
20	SOBERA, Carter	2-0	02:33	1.3	0-0	.000	0-0	.000	0-0	.000	0	1	1	0.5	0	0	0	0	0	0	0	0.0
Team											4	7	11				1					
<b>Total</b>		<b>5</b>	<b>1000</b>		<b>139-298</b>	<b>.466</b>	<b>43-119</b>	<b>.361</b>	<b>91-124</b>	<b>.734</b>	<b>62</b>	<b>139</b>	<b>201</b>	<b>40.2</b>	<b>103</b>	<b>2</b>	<b>100</b>	<b>65</b>	<b>31</b>	<b>30</b>	<b>412</b>	<b>82.4</b>
<b>Opponents</b>		<b>5</b>	<b>1000</b>		<b>114-300</b>	<b>.380</b>	<b>22-98</b>	<b>.224</b>	<b>82-105</b>	<b>.781</b>	<b>56</b>	<b>109</b>	<b>165</b>	<b>33.0</b>	<b>104</b>	<b>3</b>	<b>43</b>	<b>67</b>	<b>11</b>	<b>37</b>	<b>332</b>	<b>66.4</b>

## Team Statistics

	AUB	OPP
<b>Scoring</b>	<b>412</b>	<b>332</b>
Points per game	82.4	66.4
Scoring margin	+16.0	-
<b>Field goals-att</b>	<b>139-298</b>	<b>114-300</b>
Field goal pct	.466	.380
<b>3 point fg-att</b>	<b>43-119</b>	<b>22-98</b>
3-point FG pct	.361	.224
3-pt FG made per game	8.6	4.4
<b>Free throws-att</b>	<b>91-124</b>	<b>82-105</b>
Free throw pct	.734	.781
F-Throws made per game	18.2	16.4
<b>Rebounds</b>	<b>201</b>	<b>165</b>
Rebounds per game	40.2	33.0
Rebounding margin	+7.2	-
<b>Assists</b>	<b>100</b>	<b>43</b>
Assists per game	20.0	8.6
<b>Turnovers</b>	<b>65</b>	<b>67</b>
Turnovers per game	13.0	13.4
Turnover margin	+0.4	-
Assist/turnover ratio	1.5	0.6
<b>Steals</b>	<b>30</b>	<b>37</b>
Steals per game	6.0	7.4
<b>Blocks</b>	<b>31</b>	<b>11</b>
Blocks per game	6.2	2.2
<b>Winning streak</b>	<b>4</b>	<b>-</b>
Home win streak	2	-
<b>Attendance</b>	<b>18242</b>	<b>0</b>
Home games-Avg/Game	2-9121	0-0
Neutral site-Avg/Game	-	3-4467

## Team Results

Date	Opponent		Score	Att.
11/07/2023	vs Baylor	L	82-88	3028
11/10/2023	Southeastern La.	W	86-71	9121
11/16/2023	vs Notre Dame	W	83-59	5524
11/17/2023	vs St. Bonaventure	W	77-60	4849
11/21/2023	Alabama A&M	W	84-54	9121

# TEAM AND OPPONENT SUPERLATIVES

## AUBURN GAME HIGHS

### Auburn - Game Highs

<b>POINTS</b>	86	Southeastern La. (11/10/2023)
	84	Alabama A&M (11/21/2023)
	83	vs Notre Dame (N) (11/16/2023)
	82	vs Baylor (N) (11/07/2023)
	77	vs St. Bonaventure (N) (11/17/2023)
<b>FIELD GOALS MADE</b>	31	vs Notre Dame (N) (11/16/2023)
	29	Southeastern La. (11/10/2023)
<b>FIELD GOAL ATTEMPTS</b>	70	Southeastern La. (11/10/2023)
	63	vs Baylor (N) (11/07/2023)
<b>FIELD GOAL PERCENTAGE</b>	.534 (31-58)	vs Notre Dame (N) (11/16/2023)
	.481 (25-52)	vs St. Bonaventure (N) (11/17/2023)
<b>3 PT FG MADE</b>	11	Southeastern La. (11/10/2023)
	9	vs Notre Dame (N) (11/16/2023)
	9	vs Baylor (N) (11/07/2023)
<b>3 PT FG ATTEMPTS</b>	32	Southeastern La. (11/10/2023)
	24	Alabama A&M (11/21/2023)
	24	vs St. Bonaventure (N) (11/17/2023)
<b>3 PT FG PERCENTAGE</b>	.474 (9-19)	vs Baylor (N) (11/07/2023)
	.450 (9-20)	vs Notre Dame (N) (11/16/2023)
<b>FREE THROWS MADE</b>	26	Alabama A&M (11/21/2023)
	19	vs St. Bonaventure (N) (11/17/2023)
<b>FREE THROW ATTEMPTS</b>	36	Alabama A&M (11/21/2023)
	27	vs St. Bonaventure (N) (11/17/2023)
<b>FREE THROW PERCENTAGE</b>	.850 (17-20)	Southeastern La. (11/10/2023)
	.750 (12-16)	vs Notre Dame (N) (11/16/2023)
<b>REBOUNDS</b>	48	Alabama A&M (11/21/2023)
	46	Southeastern La. (11/10/2023)
<b>ASSISTS</b>	22	vs Notre Dame (N) (11/16/2023)
	21	Southeastern La. (11/10/2023)
<b>STEALS</b>	9	Alabama A&M (11/21/2023)
	6	vs Notre Dame (N) (11/16/2023)
	6	Southeastern La. (11/10/2023)
<b>BLOCKED SHOTS</b>	10	vs Baylor (N) (11/07/2023)
	7	Southeastern La. (11/10/2023)
<b>TURNOVERS</b>	15	vs Baylor (N) (11/07/2023)
	13	Alabama A&M (11/21/2023)
	13	vs St. Bonaventure (N) (11/17/2023)
	13	vs Notre Dame (N) (11/16/2023)
<b>FOULS</b>	32	vs Baylor (N) (11/07/2023)
	19	Southeastern La. (11/10/2023)

## OPPONENT GAME HIGHS

### Opponent - Game Highs

<b>POINTS</b>	88	vs Baylor (N) (11/07/2023)
	71	Southeastern La. (11/10/2023)
	60	vs St. Bonaventure (N) (11/17/2023)
	59	vs Notre Dame (N) (11/16/2023)
	54	Alabama A&M (11/21/2023)
<b>FIELD GOALS MADE</b>	26	vs Baylor (N) (11/07/2023)
	25	Southeastern La. (11/10/2023)
<b>FIELD GOAL ATTEMPTS</b>	63	Southeastern La. (11/10/2023)
	62	vs Notre Dame (N) (11/16/2023)
<b>FIELD GOAL PERCENTAGE</b>	.433 (26-60)	vs Baylor (N) (11/07/2023)
	.397 (25-63)	Southeastern La. (11/10/2023)
	.397 (23-58)	vs St. Bonaventure (N) (11/17/2023)
<b>3 PT FG MADE</b>	9	vs Baylor (N) (11/07/2023)
	5	Southeastern La. (11/10/2023)
<b>3 PT FG ATTEMPTS</b>	26	vs Notre Dame (N) (11/16/2023)
	24	vs St. Bonaventure (N) (11/17/2023)
<b>3 PT FG PERCENTAGE</b>	.474 (9-19)	vs Baylor (N) (11/07/2023)
	.357 (5-14)	Southeastern La. (11/10/2023)
<b>FREE THROWS MADE</b>	27	vs Baylor (N) (11/07/2023)
	16	Southeastern La. (11/10/2023)
<b>FREE THROW ATTEMPTS</b>	34	vs Baylor (N) (11/07/2023)
	22	Southeastern La. (11/10/2023)
<b>FREE THROW PERCENTAGE</b>	.846 (11-13)	vs St. Bonaventure (N) (11/17/2023)
	.794 (27-34)	vs Baylor (N) (11/07/2023)
<b>REBOUNDS</b>	38	vs Baylor (N) (11/07/2023)
	35	vs Notre Dame (N) (11/16/2023)
<b>ASSISTS</b>	12	vs St. Bonaventure (N) (11/17/2023)
	10	vs Baylor (N) (11/07/2023)
<b>STEALS</b>	10	vs Baylor (N) (11/07/2023)
	9	vs Notre Dame (N) (11/16/2023)
<b>BLOCKED SHOTS</b>	4	vs Baylor (N) (11/07/2023)
	3	Alabama A&M (11/21/2023)
<b>TURNOVERS</b>	16	vs St. Bonaventure (N) (11/17/2023)
	15	vs Baylor (N) (11/07/2023)
<b>FOULS</b>	26	Alabama A&M (11/21/2023)
	22	vs Baylor (N) (11/07/2023)

## AUBURN GAME LOWS

### Auburn - Game Lows

<b>POINTS</b>	77	vs St. Bonaventure (N) (11/17/2023)
	82	vs Baylor (N) (11/07/2023)
	83	vs Notre Dame (N) (11/16/2023)
	84	Alabama A&M (11/21/2023)
	86	Southeastern La. (11/10/2023)
<b>FIELD GOALS MADE</b>	25	vs St. Bonaventure (N) (11/17/2023)
	26	Alabama A&M (11/21/2023)
<b>FIELD GOAL ATTEMPTS</b>	52	vs St. Bonaventure (N) (11/17/2023)
	55	Alabama A&M (11/21/2023)
<b>FIELD GOAL PERCENTAGE</b>	.414 (29-70)	Southeastern La. (11/10/2023)
	.444 (28-63)	vs Baylor (N) (11/07/2023)
<b>3 PT FG MADE</b>	6	Alabama A&M (11/21/2023)
	8	vs St. Bonaventure (N) (11/17/2023)
<b>3 PT FG ATTEMPTS</b>	19	vs Baylor (N) (11/07/2023)
	20	vs Notre Dame (N) (11/16/2023)
<b>3 PT FG PERCENTAGE</b>	.250 (6-24)	Alabama A&M (11/21/2023)
	.333 (8-24)	vs St. Bonaventure (N) (11/17/2023)
<b>FREE THROWS MADE</b>	12	vs Notre Dame (N) (11/16/2023)
	17	Southeastern La. (11/10/2023)
	17	vs Baylor (N) (11/07/2023)
<b>FREE THROW ATTEMPTS</b>	16	vs Notre Dame (N) (11/16/2023)
	20	Southeastern La. (11/10/2023)
<b>FREE THROW PERCENTAGE</b>	.680 (17-25)	vs Baylor (N) (11/07/2023)
	.704 (19-27)	vs St. Bonaventure (N) (11/17/2023)
<b>REBOUNDS</b>	34	vs St. Bonaventure (N) (11/17/2023)
	35	vs Notre Dame (N) (11/16/2023)
<b>ASSISTS</b>	18	vs Baylor (N) (11/07/2023)
	19	Alabama A&M (11/21/2023)
<b>STEALS</b>	4	vs St. Bonaventure (N) (11/17/2023)
	5	vs Baylor (N) (11/07/2023)
<b>BLOCKED SHOTS</b>	3	vs St. Bonaventure (N) (11/17/2023)
	5	vs Notre Dame (N) (11/16/2023)
<b>TURNOVERS</b>	11	Southeastern La. (11/10/2023)
	13	Alabama A&M (11/21/2023)
	13	vs St. Bonaventure (N) (11/17/2023)
	13	vs Notre Dame (N) (11/16/2023)
<b>FOULS</b>	17	Alabama A&M (11/21/2023)
	17	vs St. Bonaventure (N) (11/17/2023)

## OPPONENT GAME LOWS

### Opponent - Game Lows

<b>POINTS</b>	54	Alabama A&M (11/21/2023)
	59	vs Notre Dame (N) (11/16/2023)
	60	vs St. Bonaventure (N) (11/17/2023)
	71	Southeastern La. (11/10/2023)
	88	vs Baylor (N) (11/07/2023)
<b>FIELD GOALS MADE</b>	19	Alabama A&M (11/21/2023)
	21	vs Notre Dame (N) (11/16/2023)
<b>FIELD GOAL ATTEMPTS</b>	57	Alabama A&M (11/21/2023)
	58	vs St. Bonaventure (N) (11/17/2023)
<b>FIELD GOAL PERCENTAGE</b>	.333 (19-57)	Alabama A&M (11/21/2023)
	.339 (21-62)	vs Notre Dame (N) (11/16/2023)
<b>3 PT FG MADE</b>	2	vs Notre Dame (N) (11/16/2023)
	3	Alabama A&M (11/21/2023)
	3	vs St. Bonaventure (N) (11/17/2023)
<b>3 PT FG ATTEMPTS</b>	14	Southeastern La. (11/10/2023)
	15	Alabama A&M (11/21/2023)
<b>3 PT FG PERCENTAGE</b>	.077 (2-26)	vs Notre Dame (N) (11/16/2023)
	.125 (3-24)	vs St. Bonaventure (N) (11/17/2023)
<b>FREE THROWS MADE</b>	11	vs St. Bonaventure (N) (11/17/2023)
	13	Alabama A&M (11/21/2023)
<b>FREE THROW ATTEMPTS</b>	13	vs St. Bonaventure (N) (11/17/2023)
	17	Alabama A&M (11/21/2023)
<b>FREE THROW PERCENTAGE</b>	.727 (16-22)	Southeastern La. (11/10/2023)
	.765 (13-17)	Alabama A&M (11/21/2023)
<b>REBOUNDS</b>	27	Alabama A&M (11/21/2023)
	32	vs St. Bonaventure (N) (11/17/2023)
<b>ASSISTS</b>	6	Alabama A&M (11/21/2023)
	6	Southeastern La. (11/10/2023)
<b>STEALS</b>	5	vs St. Bonaventure (N) (11/17/2023)
	5	Southeastern La. (11/10/2023)
<b>BLOCKED SHOTS</b>	1	vs St. Bonaventure (N) (11/17/2023)
	1	Southeastern La. (11/10/2023)
<b>TURNOVERS</b>	9	Southeastern La. (11/10/2023)
	13	vs Notre Dame (N) (11/16/2023)
	16	vs Notre Dame (N) (11/16/2023)
	20	vs St. Bonaventure (N) (11/17/2023)
	20	Alabama A&M (11/21/2023)
	20	vs Baylor (N) (11/07/2023)



# TEAM AND INDIVIDUAL SUPERLATIVES

## AUBURN INDIVIDUAL HIGHS

### Auburn - Individual Game Highs

<b>POINTS</b>	19	Aden Holloway vs Baylor (N) (11/07/2023)
	18	Johni Broome vs St. Bonaventure (N) (11/17/2023)
	18	Johni Broome vs Southeastern La. (11/10/2023)
	16	Johni Broome vs Baylor (N) (11/07/2023)
	15	Chaney Johnson vs Alabama A&M (11/21/2023)
	15	Aden Holloway vs Notre Dame (N) (11/16/2023)
	15	Johni Broome vs Notre Dame (N) (11/16/2023)
<b>FIELD GOALS MADE</b>	7	Johni Broome vs St. Bonaventure (N) (11/17/2023)
	7	Johni Broome vs Notre Dame (N) (11/16/2023)
	7	Johni Broome vs Southeastern La. (11/10/2023)
<b>FIELD GOAL ATTEMPTS</b>	15	Aden Holloway vs Baylor (N) (11/07/2023)
	12	Johni Broome vs Southeastern La. (11/10/2023)
<b>FIELD GOAL PERCENTAGE (min 5 made)</b>	750 (6-8)	Chaney Johnson vs Alabama A&M (11/21/2023)
	636 (7-11)	Johni Broome vs St. Bonaventure (N) (11/17/2023)
	636 (7-11)	Johni Broome vs Notre Dame (N) (11/16/2023)
<b>3 PT FG MADE</b>	4	Aden Holloway vs Notre Dame (N) (11/16/2023)
	4	Aden Holloway vs Baylor (N) (11/07/2023)
<b>3 PT FG ATTEMPTS</b>	8	Aden Holloway vs Southeastern La. (11/10/2023)
	8	Aden Holloway vs Baylor (N) (11/07/2023)
<b>3 PT FG PERCENTAGE (min 2 made)</b>	1,000 (3-3)	Denver Jones vs St. Bonaventure (N) (11/17/2023)
	800 (4-5)	Aden Holloway vs Notre Dame (N) (11/16/2023)
<b>FREE THROWS MADE</b>	6	Dylan Cardwell vs St. Bonaventure (N) (11/17/2023)
	6	K.D. Johnson vs Notre Dame (N) (11/16/2023)
	6	Johni Broome vs Baylor (N) (11/07/2023)
<b>FREE THROW ATTEMPTS</b>	11	Johni Broome vs St. Bonaventure (N) (11/17/2023)
	10	Johni Broome vs Baylor (N) (11/07/2023)
<b>FREE THROW PERCENTAGE (min 3 made)</b>	1,000 (6-6)	Dylan Cardwell vs St. Bonaventure (N) (11/17/2023)
	1,000 (3-3)	Jaylin Williams vs St. Bonaventure (N) (11/17/2023)
	1,000 (3-3)	K.D. Johnson vs Southeastern La. (11/10/2023)
	1,000 (3-3)	Johni Broome vs Southeastern La. (11/10/2023)
	1,000 (3-3)	Chad Baker-Mazara vs Baylor (N) (11/07/2023)
<b>REBOUNDS</b>	11	Chaney Johnson vs Southeastern La. (11/10/2023)
	11	Johni Broome vs Southeastern La. (11/10/2023)
	11	Johni Broome vs Baylor (N) (11/07/2023)
<b>ASSISTS</b>	6	Chad Baker-Mazara vs Alabama A&M (11/21/2023)
	6	Aden Holloway vs Baylor (N) (11/07/2023)
<b>STEALS</b>	3	Jaylin Williams vs Alabama A&M (11/21/2023)
	2	Chaney Johnson vs Alabama A&M (11/21/2023)
	2	Chaney Johnson vs St. Bonaventure (N) (11/17/2023)
	2	Dylan Cardwell vs Notre Dame (N) (11/16/2023)
	2	K.D. Johnson vs Southeastern La. (11/10/2023)
	2	Chad Baker-Mazara vs Baylor (N) (11/07/2023)
<b>BLOCKED SHOTS</b>	5	Dylan Cardwell vs Baylor (N) (11/07/2023)
	2	K.D. Johnson vs St. Bonaventure (N) (11/17/2023)
	2	Jaylin Williams vs Notre Dame (N) (11/16/2023)
	2	Jaylin Williams vs Southeastern La. (11/10/2023)
	2	Johni Broome vs Southeastern La. (11/10/2023)
	2	Chris Moore vs Baylor (N) (11/07/2023)
<b>TURNOVERS</b>	4	Dylan Cardwell vs Notre Dame (N) (11/16/2023)
	4	Tre Donaldson vs Baylor (N) (11/07/2023)
<b>FOULS</b>	6	Johni Broome vs Baylor (N) (11/07/2023)
	5	Chaney Johnson vs Notre Dame (N) (11/16/2023)

## OPPONENT INDIVIDUAL HIGHS

### Opponent - Individual Game Highs

<b>POINTS</b>	28	Ja'Kobe Walter vs Baylor (N) (11/07/2023)
	24	Roger McFarlane vs Southeastern La. (11/10/2023)
	18	J.R. Konieczny vs Notre Dame (N) (11/16/2023)
	15	Roscoe Eastmond vs Southeastern La. (11/10/2023)
	15	Rayl Dennis vs Baylor (N) (11/07/2023)
<b>FIELD GOALS MADE</b>	9	Roger McFarlane vs Southeastern La. (11/10/2023)
	7	Chad Venning vs St. Bonaventure (N) (11/17/2023)
	7	J.R. Konieczny vs Notre Dame (N) (11/16/2023)
	7	Ja'Kobe Walter vs Baylor (N) (11/07/2023)
<b>FIELD GOAL ATTEMPTS</b>	23	Roger McFarlane vs Southeastern La. (11/10/2023)
	20	Markus Burton vs Notre Dame (N) (11/16/2023)
<b>FIELD GOAL PERCENTAGE (min 5 made)</b>	.875 (7-8)	Chad Venning vs St. Bonaventure (N) (11/17/2023)
	.636 (7-11)	J.R. Konieczny vs Notre Dame (N) (11/16/2023)
<b>3 PT FG MADE</b>	4	Roger McFarlane vs Southeastern La. (11/10/2023)
	4	Ja'Kobe Walter vs Baylor (N) (11/07/2023)
<b>3 PT FG ATTEMPTS</b>	7	Braeden Shrewsbury vs Notre Dame (N) (11/16/2023)
	7	Roger McFarlane vs Southeastern La. (11/10/2023)
	7	Ja'Kobe Walter vs Baylor (N) (11/07/2023)
<b>3 PT FG PERCENTAGE (min 2 made)</b>	.571 (4-7)	Roger McFarlane vs Southeastern La. (11/10/2023)
	.571 (4-7)	Ja'Kobe Walter vs Baylor (N) (11/07/2023)
<b>FREE THROWS MADE</b>	10	Ja'Kobe Walter vs Baylor (N) (11/07/2023)
	5	Chad Moodie vs Alabama A&M (11/21/2023)
	5	Brody Rowbury vs Southeastern La. (11/10/2023)
	5	Jayden Nunn vs Baylor (N) (11/07/2023)
<b>FREE THROW ATTEMPTS</b>	10	Ja'Kobe Walter vs Baylor (N) (11/07/2023)
	8	Brody Rowbury vs Southeastern La. (11/10/2023)
<b>FREE THROW PERCENTAGE (min 3 made)</b>	1,000 (10-10)	Ja'Kobe Walter vs Baylor (N) (11/07/2023)
	1,000 (4-4)	Nick Caldwell vs Southeastern La. (11/10/2023)
	1,000 (3-3)	Tae Davis vs Notre Dame (N) (11/16/2023)
<b>REBOUNDS</b>	11	J.R. Konieczny vs Notre Dame (N) (11/16/2023)
	11	Roger McFarlane vs Southeastern La. (11/10/2023)
<b>ASSISTS</b>	3	Mika Adams-Woods vs St. Bonaventure (N) (11/17/2023)
	3	Daryl Banks III vs St. Bonaventure (N) (11/17/2023)
	3	Jayden Nunn vs Baylor (N) (11/07/2023)
<b>STEALS</b>	3	Braeden Shrewsbury vs Notre Dame (N) (11/16/2023)
	3	Jayden Nunn vs Baylor (N) (11/07/2023)
<b>BLOCKED SHOTS</b>	2	Chad Moodie vs Alabama A&M (11/21/2023)
	2	Yves Missi vs Baylor (N) (11/07/2023)
<b>TURNOVERS</b>	7	Rayl Dennis vs Baylor (N) (11/07/2023)
	5	Chad Venning vs St. Bonaventure (N) (11/17/2023)
<b>FOULS</b>	5	Chad Venning vs St. Bonaventure (N) (11/17/2023)
	5	Noel Brown vs St. Bonaventure (N) (11/17/2023)
	5	Alec Woodard vs Southeastern La. (11/10/2023)

# MISCELLANEOUS STATISTICS

## AUBURN'S RECORD IN BRUCE PEARL ERA

Overall (On-Court)	4-1	191-112
Home	2-0	114-31
Away	0-0	42-61
Neutral	2-1	36-20
Conference (On-Court)	0-0	84-78
Home	0-0	53-28
Away	0-0	31-50
Non-Conference (On-Court)	4-1	102-34
Home	2-0	57-3
Away	0-0	9-11
Neutral	2-1	35-20
Overtime	0-0	12-6
Ranked opponents	0-1	18-27
Unranked opponents	4-0	161-85
Wearing white uniforms	2-0	111-41
Wearing navy uniforms	0-1	39-50
Wearing orange uniforms	2-0	29-21
Leading at half	4-1	136-25
Trailing at half	0-0	38-83
Tied at half	0-0	5-4
Leading with 5:00 remaining in second half	4-1	157-7
Trailing with 5:00 remaining in second half	0-0	20-101
Tied with 5:00 remaining in second half	0-0	4-4
Has more rebounds than opponent	3-0	113-27
Has fewer rebounds than opponent	0-0	63-46
Same rebounds as opponent	1-1	3-9
Commits more turnovers than opponent	0-0	43-68
Causes more turnovers than opponent	3-1	120-46
Same turnovers as opponent	1-0	16-8
Has more FT attempts than opponent	3-0	124-42
Has fewer FT attempts than opponent	1-1	53-67
Same FT attempts as opponent	0-0	3-3
Shoots 40% or better from field	4-1	151-50
Shoots less than 40% from field	0-0	28-62
Opponent shoots 40% or better from field	0-1	105-97
Opponent shoots less than 40% from field	4-0	74-15
Shoots better than opponent	4-1	130-20
Opponent shoots better	0-0	47-91
Same FG percentage	0-0	2-1
Auburn bench outscores opponent's bench	4-1	113-38
Opponent's bench outscores Auburn bench	0-0	63-69
Same points off the bench	0-0	2-6
Auburn scores 100 or more	0-0	9-1
Auburn scores between 90-99	0-0	26-2
Auburn scores between 80-89	3-1	68-18
Auburn scores between 70-79	1-0	53-25
Auburn scores between 60-69	0-0	19-39
Auburn scores less than 60	0-0	3-27
Opponent scores 100 or more	0-0	0-5
Opponent scores between 90-99	0-0	3-17
Opponent scores between 80-89	0-1	20-37
Opponent scores between 70-79	1-0	59-31
Opponent scores between 60-69	1-0	61-17
Opponent scores less than 60	2-0	35-5
On Sunday	0-0	6-3
On Monday	0-0	6-5
On Tuesday	1-1	35-24
On Wednesday	0-0	36-24
On Thursday	1-0	12-3
On Friday	2-0	25-6
On Saturday	0-0	59-47
In November	4-1	45-10
In December	0-0	42-13
In January	0-0	41-31
In February	0-0	28-40
In March	0-0	23-17
In April	0-0	0-1
Five-plus players score in double-figures	1-0	42-9
Four players score in double figures	2-0	65-21
Three players score in double figures	1-1	50-45

## MISCELLANEOUS

Largest margin of victory	30 vs. Alabama A&M (11/21/23)
Smallest margin of victory	15 vs. Southeastern Louisiana (11/10/23)
Largest margin of defeat	6 vs. Baylor (11/7/23)
Smallest margin of defeat	6 vs. Baylor (11/7/23)
Biggest rebound margin	+21 vs. Alabama A&M (11/21/23)
Biggest rebound deficit	
Average margin of victory/defeat	+20.8/-6.0
Largest halftime lead	+34 (49-15) vs. Alabama A&M (11/21/23)
Largest halftime lead blown	+9 (43-34) vs. Baylor (11/7/23)
Largest halftime deficit	
Largest halftime deficit overcome to win	
Largest overall lead	43 vs. Alabama A&M, 2nd Half (11/21/23)
Largest overall lead blown	9 vs. Baylor, 1st Half (11/7/23)
Largest overall deficit	-6 vs. Baylor, 1st Half (11/7/23)
Largest deficit overcome to win	

## TEAM EXTREMES

Most points scored	86 vs. Southeastern Louisiana (11/10/23)
Fewest points scored	77 vs. St. Bonaventure (11/17/23)
Most rebounds	48 vs. Alabama A&M (11/21/23)
Fewest rebounds	34 vs. St. Bonaventure (11/17/23)
Most assists	22 vs. Notre Dame (11/16/23)
Fewest assists	18 vs. Southeastern Louisiana (11/10/23)
Most turnovers	16 vs. Baylor (11/7/23)
Fewest turnovers	10 vs. Southeastern Louisiana (11/10/23)
Most steals	9 vs. Alabama A&M (11/21/23)
Fewest steals	4 vs. St. Bonaventure (11/17/23)
Most blocks	10 vs. Baylor (11/7/23)
Fewest blocks	3 vs. St. Bonaventure (11/17/23)
Best shooting percentage	.534 (31-58) vs. Notre Dame (11/16/23)
Worst shooting percentage	.414 (29-70) vs. SE Louisiana (11/10/23)
Best 3-pt. percentage	.474 (9-19) vs. Baylor (11/7/23)
Worst 3-pt. percentage	.250 (6-24) vs. Alabama A&M (11/21/23)
Best FT percentage	.850 (17-20) vs. Southeastern Louisiana (11/10/23)
Worst FT percentage	.680 (17-25) vs. Baylor (11/7/23)
Most points (1st half)	49 vs. Alabama A&M (11/21/23)
Fewest points (1st half)	39 vs. Notre Dame (11/16/23), vs. Southeastern Louisiana (11/10/23)
Most points (2nd half)	47 vs. Southeastern Louisiana (11/10/23)
Fewest points (2nd half)	29 vs. St. Bonaventure (11/17/23)
Most points (OT)	
Fewest points (OT)	

## STARTING LINEUPS

### Record when starting lineup is:

Donaldson, Jones, Moore, J. Williams, Broome	1-1
Holloway, Jones, Moore, J. Williams, Broome	2-0
Holloway, Donaldson, Moore, J. Williams, Cardwell	1-0

### Record when starts (Career):

Johni Broome	3-1 (65-32)
Chaney Johnson	(49-17)
Jaylin Williams	4-1 (36-28)
K.D. Johnson	(25-6)
Denver Jones	3-1 (20-18)
Chris Moore	4-1 (16-4)
Chad Baker-Mazara	(7-6)
Tre Donaldson	2-1 (2-1)
Aden Holloway	3-0 (3-0)
Dylan Cardwell	1-0 (2-0)



# 2023-24 BOX SCORES

## GAME 5 | AUBURN 84, ALABAMA A&M 54



Official Basketball Box Score - Final  
**Alabama A&M at Auburn**  
 11/21/23 Neville Arena, Auburn  
 2023-24 Men's Basketball

Game Time: 7:00 PM  
 Game Duration: 2:04  
 Attendance: 9,121

Officials: Pat Adams, Rob Rorke, Doug Simons

Alabama A&M - 54

Record: 0-3

NO.	Name	Min	FG		3P		FT		Rebounds			Fouls		TP	AS	TO	ST	Blocks		+/-	
			M	A	M	A	O	D	TOT	P	F	O	R					D	B		B
2	Omani Peek	F 21:33	1-7	0-2	2-2	1-2	3-0	3-4	0-0	1-0	1-2	2-1	1-2	1-1	3-0	0-0	1-0	1-0	1-0	1-0	-38
34	EJ Williams	C 13:40	1-3	0-0	0-0	1-0	1-1	2-1	2-1	1-3	0-0	0-0	0-0	1-1	3-0	0-0	0-0	0-0	0-0	0-0	-19
4	Caleb Blackwell	G 22:28	0-4	0-3	0-0	0-1	1-1	3-1	0-0	1-1	3-1	0-0	1-1	0-0	2-0	2-0	0-0	0-0	0-0	0-0	-37
15	Dalim Smith	G 18:21	3-8	0-1	1-1	1-0	1-0	1-1	3-1	7-0	0-1	0-1	0-1	0-0	1-0	1-0	0-0	0-0	0-0	0-0	-7
22	Lorenzo Downey	G 19:03	0-4	0-2	0-0	0-2	2-2	2-1	0-0	1-2	1-0	1-2	1-0	0-0	0-0	0-0	0-0	0-0	0-0	0-0	-31
30	William Tavares	12:48	1-1	1-1	0-0	0-3	3-1	1-1	3-0	0-0	1-0	0-0	1-0	0-0	1-0	0-0	0-0	0-0	0-0	0-0	8
23	Chad Moodie	17:58	2-5	0-0	5-6	2-5	7-1	3-9	2-2	2-1	2-1	2-1	2-1	2-1	2-1	2-1	2-1	2-1	2-1	2-1	5
0	Jayland Randall	16:39	1-5	0-0	0-0	0-0	0-0	4-0	2-0	0-0	0-0	0-0	0-0	0-0	0-0	0-0	0-0	0-0	0-0	0-0	-12
10	AC Bryant	17:08	2-5	0-1	3-6	0-3	3-2	4-7	1-3	1-0	1-1	3-1	0-1	0-0	0-1	0-1	0-1	0-1	0-1	0-1	-13
13	Darius Osborne	07:18	0-1	0-1	0-0	0-1	1-1	2-0	0-0	0-0	0-0	0-0	0-0	0-0	0-0	0-0	0-0	0-0	0-0	0-0	-11
24	Eric Lee	10:38	4-7	0-0	0-0	1-1	2-1	1-1	8-0	0-0	1-0	2-5	0-0	0-0	0-0	0-0	0-0	0-0	0-0	0-0	5
12	Dylan Mclean	14:15	2-5	1-3	2-2	0-1	1-1	3-1	7-0	1-0	1-0	0-0	0-0	0-0	0-0	0-0	0-0	0-0	0-0	0-0	-13
5	London Riley	05:50	1-1	1-1	0-0	0-0	0-0	1-0	3-0	0-1	0-0	0-0	0-0	0-0	0-0	0-0	0-0	0-0	0-0	0-0	-7
1	Joshua Hughley	02:21	1-1	0-0	0-0	0-0	0-0	1-0	2-0	0-0	0-0	0-0	0-0	0-0	0-0	0-0	0-0	0-0	0-0	0-0	3
Team																					
<b>Totals</b>		19:57	3-15	13-17	6-21	27	26	17	54	6	14	8	3	6	30						

Technical Fouls: NONE

Shooting By Period			
1 <sup>st</sup> FG%	6-26	23.1%	
3PT%	1-5	20.0%	
FT%	2-4	50%	
2 <sup>nd</sup> FG%	13-31	41.9%	
3PT%	2-10	20.0%	
FT%	11-13	84.6%	
GM FG%	19-57	33.3%	
3PT%	3-15	20.0%	
FT%	13-17	76.5%	

Dead Ball Rebounds: 1,2

Auburn - 84

Record: 4-1

NO.	Name	Min	FG		3P		FT		Rebounds			Fouls		TP	AS	TO	ST	Blocks		+/-	
			M	A	M	A	O	D	TOT	P	F	O	R					D	B		B
2	Jaylin Williams	F 17:41	3-4	1-2	3-4	1-1	5-6	0-2	10-1	0-3	1-0	0-5	0-5	1-0	3-0	1-0	0-9	0-0	0-0	0-0	5
5	Cris Moore	F 23:02	0-1	0-1	0-0	1-4	5-2	2-2	0-2	0-0	1-0	0-9	0-9	2-0	0-0	1-0	0-9	0-0	0-0	0-0	9
44	Dylan Cardwell	C 16:49	3-5	0-0	0-0	5-4	9-0	0-1	6-2	3-1	1-0	0-26	0-26	0-0	0-0	1-0	0-26	0-0	0-0	0-0	26
1	Aden Holloway	G 21:45	3-9	2-7	5-7	0-1	1-1	1-4	13-2	0-0	0-0	1-39	1-39	2-0	0-0	0-1	0-39	0-0	0-0	0-0	39
3	Tre Donaldson	G 21:09	2-5	0-1	2-2	1-2	3-1	2-6	3-3	0-0	0-1	5-18	5-18	2-0	0-0	0-1	0-18	0-0	0-0	0-0	18
10	Chad Baker-Mazara	19:50	1-4	1-3	3-4	1-3	4-2	3-6	6-1	1-1	0-0	0-18	0-18	2-0	0-0	0-1	0-18	0-0	0-0	0-0	18
12	Denver Jones	17:09	3-6	1-4	1-1	0-2	2-2	8-0	1-1	0-0	0-15	0-15	2-0	0-0	0-1	0-15	0-0	0-0	0-0	0-0	15
4	Johni Broome	20:50	3-7	0-2	4-6	2-3	5-2	3-10	2-2	1-0	0-7	0-7	2-0	0-0	0-1	0-7	0-0	0-0	0-0	0-0	7
0	K.D. Johnson	11:37	2-4	1-3	1-2	0-2	2-2	3-1	6-1	1-0	0-1	0-1	0-1	0-0	0-0	0-1	0-1	0-0	0-0	0-0	-1
31	Chaney Johnson	17:08	6-8	0-1	3-4	0-4	4-3	3-15	0-1	2-1	0-30	0-30	0-0	0-0	0-0	0-0	0-0	0-0	0-0	0-0	30
24	Lior Berman	06:29	0-0	0-0	0-2	0-1	1-0	1-0	0-0	0-0	0-0	0-0	0-0	0-0	0-0	0-0	0-0	0-0	0-0	0-0	6
21	Blake Muschalek	02:21	0-2	0-0	2-2	0-0	0-0	0-1	2-0	0-0	0-1	0-3	0-3	0-0	0-0	0-0	0-0	0-0	0-0	0-0	-3
23	Addarin Scott	02:21	0-0	0-0	2-2	2-0	2-1	1-2	0-1	0-0	0-0	0-0	0-0	0-0	0-0	0-0	0-0	0-0	0-0	0-0	-3
20	Carter Sobera	01:49	0-0	0-0	0-0	0-1	1-0	0-0	0-0	0-0	0-0	0-0	0-0	0-0	0-0	0-0	0-0	0-0	0-0	0-0	-3
Team																					
<b>Totals</b>		26:55	6-24	26-36	13-35	48	17	26	84	19	13	9	6	3	30						

Technical Fouls: NONE

Shooting By Period			
1 <sup>st</sup> FG%	18-34	52.9%	
3PT%	4-13	30.8%	
FT%	9-14	64.3%	
2 <sup>nd</sup> FG%	8-21	38.1%	
3PT%	2-11	18.2%	
FT%	17-22	77.3%	
GM FG%	26-55	47.3%	
3PT%	6-24	25.0%	
FT%	26-36	72.2%	

Dead Ball Rebounds: 3,0

	AAM	AUB
Biggest lead	0 (1 <sup>st</sup> 20:00)	43 (2 <sup>nd</sup> 13:44)
Best Scoring Run	7 (2 <sup>nd</sup> 10:35)	19 (1 <sup>st</sup> 0:50)
Lead Changes	0	
Times Tied	0	
Time with Lead	00:00	39:27

Points from	AAM	AUB
Turnovers	15	13
Paint	28	40
Second Chance	3	16
Fast Breaks	13	20
Bench	41	49

Period by Period Scoring	AAM			AUB		
	1st	2nd	TOT	1st	2nd	TOT
AAM	15	39	54			
AUB	49	35	84			